

WA Netball (Inc)  
Annual Report 2002



# WA Netball (Inc) Annual Report 2002

## Contents

President's Perspective	2
WA Netball Board of Directors	4
Executive Committee	4
WA Netball Staff	4
Regions and Associations	5
2002 In Review – Achievements	5
- Management	5
- On-Court Performance	6
- Positioning	10
- People Development	10
- Financial Performance	11
Financials	12
- Independent Auditor's Report	12
- Director's Declaration	13
- Statement of Financial Performance	14
- Statement of Financial Position	15
- Statement of Cashflows	16
- Notes	17



Department of Sport and Recreation  
Government of Western Australia



Western Australia



**Western Power**

**Commonwealth Bank**



bhpbilliton



ROSEMOUNT  
ESTATE

The prestige wine of Australia

**mitre**



**CHALLENGE  
STADIUM**

**Club Med**



*Timeglow*  
The Original Oz Z  
SPORTSWEAR



**ALCOA**

**RIO  
TINTO**



## President's Perspective

### *Perth Orioles Must Stay, Netball participation numbers up, a Training Centre for Netball and developing our people*

These are just some of the themes that captured the imagination of the netball community in 2002.

And of course the Perth Orioles did stay – thanks to the tremendous efforts of netballers and supporters, Government ministers and politicians, local sponsors and media across the State.

And the Perth Orioles got a new coach. After four years Gaye Teede retired as the Perth Orioles coach. Gaye has made and continues to make a significant contribution to netball in WA. Carol Byers has been appointed Perth Orioles coach for 2003.

And we did increase participation numbers and we are making progress towards achieving a State Training Centre, something our members have long regarded as a priority.



Insurance continues to be an issue for sporting associations. Over the past 12 months Federal and State Governments have worked together to address the escalating costs by introducing new legislation to protect volunteers and not-for-profit organisations. In addition, the States are working together to explore possible solutions as a single group. While we are still not there yet I am pleased to report we are making progress. The provision of the variety of insurances we broker on behalf of the netball community is fundamental to the sport's wellbeing and success.

Structure and management of the WA Netball office must reflect the Board's strategy for netball growth and support across the State. Players and officials, supporters, Regions, Associations and Clubs will always be the priority.

During 2002 we again worked through a number of models and processes to optimise our service delivery. And we will keep doing that. Feedback suggests the current structure has been successful and will continue to serve us well for the immediate future. For our new structure it was a priority that WA Netball staff were more visible and active in the netball community and contributing significantly to netball development. The Board believes this has been very successful and plans for more staff from more Unit areas to be going out to the netball network.

Working alongside our netball people has generated outstanding results whilst stretching netball resources both human and financial (State and Regional). This has been recognised by the Board through increased funding to Regions in 2003.

We thank the Regional Network for their response and willingness to "turn on a dime" as we introduced a number of new programs, particularly the Statewide Regional Academy program.

Leadership at every level continues to be one of our most valuable resources. We will go on supporting and developing leaders in all areas at all levels throughout the network in order to ensure the sport flourishes.

Wendy Holtom left WA Netball early in 2002 to take on the role of Executive Director of Aussi Masters Swimming, another long held passion of Wendys. We all thank her for her wonderful contributions to netball and know she will continue to be a keen netball volunteer. We also wish her well in her new role.


Sue Kenny, following the birth of her baby did not take up the Netball Development Coordinator position in 2002. Kate Bobridge continued in this role for the year.

Our image through the year continued to lift as a result of more consistent branding, positioning and promotion strategies. Maintaining that degree of integration and coordination on how we present ourselves to the public – from grass roots to SmokeFree State Netball League and to the Perth Orioles – will determine how well we are received and supported as a single and united sport worthy of top class sponsorship and media coverage.

You will note that the new look Annual Report is much slimmer to that in the past. It appeared that our previous Annual Report document was trying to be too many things to too many people and a review of the document has seen it become very much focused on reporting. In line with our branding development a corporate document targeting corporate sponsorship has been developed to show case netball.

I would like to acknowledge and honour netball's sponsors and supporters, with a particular thanks to Healthway and the Department of Sport and Recreation who are our most significant partners. We have also been thrilled by the support from the political arena during the 'Perth Orioles Must Stay' campaign.

On behalf of the Board I would like to recognise and thank all of our leaders in the netball community. I would also like to thank the staff of WA Netball for their outstanding work in implementing the directions set by the Board and for being the integral link to the Regional Netball Network. To each Board Director, I extend a thank you from me and the netball community for the significant work you each do on and for the sport now and in its future. When you look across the sport you realise the extent to which netball is in good hands.



Gayle Watson-Galbraith  
President

## WA Netball Board of Directors

Gayle Watson-Galbraith	President Executive Chair
Glenys Gill	Vice President Executive Director, Perth Orioles
Edward Pawlak	Executive Director, Finance & Business Development
Gillian Anderson	Director Liaison for Perth & Districts and Midlands
Bruce Bingham	Director Liaison for North West, Goldfields and South East Metro
Miranda Rounsevell	Director Liaison for Great Southern, South West and West Coast
Lea Hadley	Director Liaison for Midwest Gascoyne, Coastal and Darling Range

At the 2002 Annual General Meeting Annette Simper completed her term with Lea Hadley being elected to the Board. Glenys Gill and Bruce Bingham were re-elected.

### Executive Committee

Gayle Watson-Galbraith	Executive Chair
Glenys Gill	Executive Director, Perth Orioles
Edward Pawlak	Executive Director, Finance & Business Development
Jill Powell	Netball Development Unit Manager
Brad Hames	Finance & IT Manager

## WA Netball Staff

### Off-court

Brad Hames	- Finance & IT Manager
Katie Turton	- Marketing Manager
Helen Robinson	- Events Manager
Chelsea Mulcahy	- Membership Services Officer
Evelyn Seet	- Receptionist

### Netball Development Unit (NDU)

Jill Powell	- Netball Development Unit Manager
Genevieve Hunter	- Netball Development Unit Adminstrator
Kate Bobridge	- Netball Development Coordinator - Schoolnet, Men's, Boys and People With Disabilities

### SmokeFree State Development Officers

Sue Gaudion	- North West, Midwest Gascoyne and Coastal
Lyn Pemberton	- Great Southern, South West, South East Metro and West Coast
Michelle Wilkins	- Midlands, Goldfields, Perth & Districts and Darling Range

### Umpiring

Jacqui Jashari	- State Umpire Development Officer
Maxine Leed	- Umpire Field Officer
Nola Goldman	- High Performance Umpire Coach

### WA Institute of Sport – Netball Development

Gaye Teede	- Perth Orioles Head Coach
Stella Northey	- Specialist Coach
Sue Kenny	- Specialist Coach
Jon Fletcher	- Specialist Coach, Development Coach and High Performance Manager

## Regions and Associations

### Metropolitan:

#### Coastal Region

Fremantle, Mandurah, Rockingham, WA Men's

#### Darling Range Region

Eastern Hills, Foothills, Kalamunda & Districts, Noranda, Swan Districts

#### Perth & Districts Region

Perth

#### South East Metro Region

Belmont, Canning Districts, North Murray, Southern Districts

#### West Coast Region

Joondalup, Eagle, Wanneroo Districts

### Country:

#### Goldfields Region

Eastern Goldfields, Esperance, Kambalda

#### Great Southern Region

Albany, Denmark, Katanning, Rainbow Coast, Narrogin & Districts, Ongerup

#### Midlands Region

Avon, Central Wheatbelt, Corrigin & Districts, Cunderdin Nippers, Kellerberrin, Lancelin, Merredin, Mortlock, Mukinbudin, Northam, Quairading, South Midlands, Yilgarn, York Junior, York Senior

#### Midwest Gascoyne Region

Carnarvon, Dongara, Geraldton, Kalbarri, Mt Magnet, Northampton, North Midlands, Turquoise Coast

#### North West Region

Broome, Derby, Karratha, Kununurra, Newman, Port Hedland, Tom Price, Wyndham

#### South West Region

Boyup Brook, Bridgetown, Bunbury, Busselton, Collie, Donnybrook, Harvey, Leschenault, Margaret River, Waroona & Districts

## 2002 Achievements

In 2002 WA Netball commenced its final stage of a three year strategic plan (2000-2002). There are five Focus Areas with achievements in each area reported in the following pages.

### Management

- The Executive Committee management structure has been working well. The structure was reviewed in October 2002 and will extend for a further year. A component of this structure enabled the formalisation of a Perth Orioles Executive Director role which is currently part time.
- Reinforcement of the role of each level of WA Netball's structure has been a priority. In 2002 WA Netball supported Regions in their management role.
- Introduction of Statewide registration form to increase consistency and quality of membership information.
- Development of the role of Regional Presidents through opportunities to learn and discuss issues. This will be continued in 2003.
- In IT there has been continued evaluation of SportNet as hosting moved from Telstra to ASI. The improvement in accuracy in the central member database has been pleasing, with further progress anticipated in 2003. WA Netball has also been working with Vivid Interactive to upgrade the WA Netball website which will be launched in early 2003.
- WA Netball's Policy Manual and Handbook were updated and a netball specific Risk Management Manual drafted. Our role in providing leadership to other sports in this area was highlighted during 2002 when WA Netball was included as a case study at Healthway policy development seminars. 2003 will see further development of policies related to risk management.
- WA Netball's Constitution has been reviewed and will be workshopped by specialist sports lawyers, Landers & Rogers, with Regional Presidents and Administrators in March, 2003 before a final draft is completed.

- Pro-active planning, collaboration and contribution was a focus both internally and when communicating with the netball community. Regional Development Plans are increasingly aligned with the strategic objectives of WA Netball. Our reporting capacity has improved to enable all levels and WA Netball to truly reflect the enormous levels of activity in the sport.

Management and Administration Awards	
Sue Taylor	Netball Australia President
Helen Robinson	Chairperson of National Scoring & Timing Panel Commonwealth Games – Statistician
Southern Districts Netball Association	Association Award for Best Overall Practice
Bunbury Netball Association	Association Award for Best Coaching
Fremantle Netball Association	Association Award for Best Management

- Ongoing work in the facilities area has seen increased understanding of the accredited netball facility requirements. Involvement by WA Netball in Department of Sport and Recreation audits for CRSFF grants has ensured that where possible new facilities meet netball accreditation standards.
- In developing a dedicated netball training facility WA Netball has investigated opportunities to collaborate and assess feasibility of several venue options. We have encountered ongoing facility issues with regard to SmokeFree State Netball League games and training venues for elite levels.
- A facilities feasibility study for a State Training Centre was completed and submitted to the Department of Sport and Recreation. Netball's facility needs are now regarded as a priority in the State Sports Facilities Plan.

### On-Court Performance

- WA Netball believes that the decision to concentrate on our developing young local talent is starting to deliver outcomes with improved performances by underage State Teams and inclusion of several young athletes in National squads. The WA Open, WA 19 & Under and WA 17 & Under netball teams achieved positions in the top four at National Championships. The Perth Orioles and the WA 21 & Under team did not perform as well, achieving an eighth and sixth position respectively.

State Team Results				
Team	Coach	Manager	Captain	Result
Perth Orioles	Gaye Teede	Donna Monteath	Sam Andrews	8
WA Open	Jon Fletcher	Flo Starcevich	Rotated Captaincy	4
WA 21 & Under	Lorelle Popperwell	Janine Berry	Jessica Vankuyl	6
WA 19 & Under	Jon Fletcher	Irene McKay	Kathryn Stene	4
WA 17 & Under	Lyn Pemberton	Rhonda Piper	Kerri-Lee McGranaghan Kate Beveridge	3

2002 New Tel Perth Orioles Team		
Sam Andrews	Bianca Franklin	Stacey Rosman
Angela Beaney	Melissa Johnston	Amanda Santaromita
Kodie Blay	Jenna McClure	Jessica Shynn
Catherine Devitt	Fiona Mitchell	Kathryn Stene
Kerri Duff	Tasha Nykyforak	Jessica Vankuyl
Hayley Eastcott	Tracey Pemberton	Lisa Wilkinson
Tanya Edwards	Diane Ring	Larrissa Willcox



- Across the board WA athletes made up 17% of Australian Netball Squads, well above target given WA comprises only 10% of the nation's population. Whilst all of netball's targets set for athletes in the 17 & Under, 19 & Under and 21 & Under Australian Squads were met, a position in the Australian Open Squad eluded WA athletes. WA Netball was pleased that four of the 2003 Perth Orioles squad, Helen Aravidis, Sam Andrews, Jessica Shynn and Marianna Vlahov, have been invited to train with the Australian Open Squad during 2003. Kate Lazenby and Melissa Johnston have been invited to train with the Australian 21 & Under Squad.

Player Achievements		
Jessica Shynn	Australian 21 & Under Team Australian 21 & Under Squad (2003) Perth Orioles Player of the Year	Perth Orioles
Sam Andrews	Perth Orioles Coaches Award	Perth Orioles
Fiona Mitchell	Jill McIntosh Medal	Coastals
Jenny Jones	SmokeFree Player of the Year SmokeFree State Netball League 175 games	Flames
Alison Smith	Edward Pawlak Players' Player	Rangers
Kate Gravestocks	SmokeFree Fairest & Best (Div 2)	Sparks
Hayley McKee	SmokeFree Most Consistent (17U)	Warriors
Barry Crawford	SmokeFree Fairest & Best (Men)	Rangers
Michelle Atwell	SmokeFree State Netball League 100 games	Bullets
Kym Hunter	SmokeFree State Netball League 100 games	Bullets
Kathleen Smart	SmokeFree State Netball League 100 games	Warriors
Kirby Bentley	Australian 17 & Under Squad	WAIS Power
Kate Beveridge	Australian 17 & Under Squad Australian 21 & Under Squad (2003)	WAIS Power
Bree Franklin	Australian 17 & Under Squad	WAIS Power
Nikala Smith	Australian 17 & Under Squad	WAIS Power
Kate Lazenby	Australian 19 & Under Squad	WAIS Power
Bianca Franklin	Australian 19 & Under Squad Australian 21 & Under Squad (2003) AIS Scholarship (2003)	Perth Orioles
Angela Beaney	Australian 21 & Under Squad	Perth Orioles
Kodie Blay	Australian 21 & Under Squad (2002 & 2003) AIS Scholarship (2002 & 2003)	Perth Orioles
Emma Beckett	Australian 19 & Under Squad	WAIS Power
Melissa Johnston	Australian 21 & Under Squad	Perth Orioles
Larrissa Willcox	Australian 21 & Under Squad (2003)	Perth Orioles

- In 2002 WA Netball, with its 11 Regions established a structured Statewide Regional Academy program. This program sourced talented netball athletes aged 12 – 17 years and provided advanced and specialist training sessions. Between 40-90 athletes were chosen in each Region to participate in the program. This equates to over 500 athletes now experiencing Statewide development opportunities not previously offered, preparing them for entry into the elite athlete pathway.



- 2002 also saw the introduction of the Regional Umpire Academies. 10 to 20 umpires were chosen in each Region to further their development. From these Academies umpires were invited to attend the Youth Cup Development Weekend with 25 umpires accepting the invitation to participate. Selection from this group allowed participants to advance to SmokeFree State Netball League Umpires Development Squad for 2003.
- The Regional Academy program provided a greater depth of talent to consider at selection trials for State Teams and for elite netball development programs conducted by the WA Institute of Sport (WAIS).
- Visits by Smokefree State Development Officers and State Umpiring personnel to Regions became more frequent and longer in duration during 2002 enabling increased development of athletes, coaches and umpires.

<b>Coaching Achievements</b>		
Jill McIntosh	Commonwealth Games Gold Medalist Womensport West – Coach of the Year	Australian Netball Team Coach
Gaye Teede	Womensport West – President’s Award	Perth Orioles Coach
Michelle Wilkins Rebecca Elborough	SmokeFree Coach of the Year	Flames Coastals
Lorelle Popperwell Malcolm Wright	Bette Allison Coaching Scholarship	Bullets Coastals

<b>Umpiring Achievements</b>	
Michelle Gilmore	SmokeFree Umpire of the Year National A Badge Endorsed
Jacqui Jashari	Commonwealth Bank Trophy Umpire National AA Badge Endorsed National Pool of Umpires for 21U & Open Championships
Paula Ferguson	Commonwealth Bank Trophy Umpire National Pool of Umpires for 21U & Open Championships
Karon Brookes	National Pool of Umpires for 21U & Open Championships
Donna Cole	National Pool of Umpires for 21U & Open Championships National Pool of Umpires for 17U & 19U Championships
Tammy Corden	National Pool of Umpires for 17U & 19U Championships MO Exchange
Rebecca Beard	MO Exchange National A
Chris Harding	National A (endorsed)
Brenda Martin	National A (endorsed)
Maxine Leed	National A (endorsed)
Franca Saitta	National A (endorsed)
Beth Falconer	National A (endorsed)
Belinda Elliot	National A
Geraldine Taseff	National A
Denise Reid	National A
Craig Menner	National A
Nola Goldman	National Grading & Endorsement Panel
Naomi Rowe	Fay Bevan Umpiring Scholarship
Amy Harvey	Fay Bevan Umpiring Scholarship
Krista Lynch	Fay Bevan Umpiring Scholarship

- Four National A, SmokeFree State Netball League Umpire Squad members were invited to attend the Underage National Championships in 2002 along with two members also being invited to attend the Open and 21 & Under National Championships at the end of the year. WA was well represented with two All Australian Umpires also attending. The SmokeFree State Netball League provides umpires with the experience they need to develop their umpiring skills and techniques and is an excellent progression from the Regional Umpire Academies.
- The SmokeFree State Netball League continued in its four division, three round format. A highlight in 2002 was a decision for the Perth Orioles athletes to play regularly for their SmokeFree State Netball League Clubs in this competition. The inclusion of a Schoolgirls team within Division Two of the competition was reviewed in 2002, with the decision to not include a Schoolgirls team in 2003, to enable these girls to play for their SmokeFree State Netball League teams. This competition will be further reviewed as part of the SmokeFree State Netball League Development Plan in 2003.
- In 2002 each of the competitions were reviewed to better align the competition and athlete pathway. In 2003, a 14 & Under division will be added to the SmokeFree Member Associations Championships and Regional Championships, negating the need for Gala Day. Academy Cup will replace Gala Day and will run in the same format as Youth Cup, with a team representing each Regional Academy. Academy Cup will target the 14 & Under age group.

WA Netball Event Premiers	
Flames	SmokeFree State Netball League Division One
Sparks	SmokeFree State Netball League Division Two
Sparks	SmokeFree State Netball League 17 & Under
Coastals	SmokeFree State Netball League Men's Division
Northam	SmokeFree WA Member Associations Championships – Division One
South East Metro	Regional Championships – Division One
West Coast	Youth Cup

- Youth Cup went well and included an opportunity for teams to play against a visiting South African 19 & Under team. Netball Singapore also sent a team to WA to compete against Regional teams and prepare for the Asian Youth Netball Championships.
- SmokeFree Member Associations Championships and SmokeFree Regional Championships both enjoyed increased teams registrations.
- The role of the Netball Development Management Team (NDMT) and the Coaches Panel in identifying issues and developing procedures continued through 2002. Whilst policies were implemented in the areas of selection, health and well being and anti-doping, ongoing education is still required.
- Programs targeting participation, such as masters, schools and indoor centres were investigated with the Scoolnet program being implemented.
- Scoolnet was well received by primary schools. The number of schools participating tripled and participants increased from 6450 students in 2001 to over 12,000 students in 2002. WA Netball has plans to develop Senior Scoolnet in 2003/4.
- A highlight in 2002 was the level of talent displayed by umpires at both the Youth Cup & JUMP Gala Weekend. Participation in JUMP in 2002 involved over 1550 junior umpires around the State. Netball Australia Level One Courses also had excellent participation reaching approximately 600 umpires in 2002.

## Positioning

- The WA Netball Marketing Plan was developed with annual reviews planned.
- Successful 'Perth Orioles Must Stay' campaign aligned to WA Netball's submission to retain the Perth Orioles place in the Commonwealth Bank Trophy competition.
- Support from political arena has continued, particularly from the Minister for Sport & Recreation, Alan Carpenter.
- Bette Allison's amazing dedication to netball was acknowledged by WA Netball when she became the Number One Ticket Holder to the Perth Orioles in 2002.
- Improved media tracking at all levels of netball enabled WA Netball to compile a comprehensive archive of netball media coverage. SmokeFree State Netball League teams have focused on working with their local community papers and Perth Orioles have received regular coverage in 'The West Australian'. Pleasing response from media at a national and local level to 'Perth Orioles Must Stay' campaign.
- Perth Orioles membership packages were evaluated in 2002. Timely promotion continues to be an issue that affects the success of this campaign.
- Improved membership registration procedures contributed greatly to the improved timing and delivery of Membership Card program. Over half of our members received their membership cards via the first mailout in June. The mailout included a colour 'Member Magazine'. Research conducted provided significant direction for future programs. Associations should be congratulated for their significant role in making this program a success.
- WA Netball held an annual media training workshop for members of Perth Orioles. This program included the development of a media communications policy for the team.
- WA Netball worked with key2design on the development of a netball look (branding). The branding was well received by Regional personnel at the Conference. Central to the branding is an image of people reaching for a comet-like netball which has many applications to the netball community. The branding has the ability to be used by Regions, Associations and Clubs affiliated with WA Netball as and when opportunities arise. This allows netball to have one consistent identity accurately reflecting the enormous size and support for the sport. Work on further developing the use of the branding will be continued in 2003.
- Sponsorship levels increased slightly, both cash and in-kind.
- WA Netball was awarded the Excellence in Health Promotion Award from Healthway.
- A Community Partnership with Starlight Foundation was successful and rewarding. Shanae, a Starlight Foundation child, attended several Perth Orioles games.
- Ongoing and continuous improvement of events.

## People Development

- In late 2002 Rio Tinto committed funding towards professional development of volunteers within the netball community as part of a Department of Sport and Recreation pilot program. WA Netball and Department of Sport and Recreation will develop this program in 2003.

Management and Administration Awards	
Dianne Westlake	Rio Tinto Volunteer of the Year (nominated by Midwest Gascoyne)
Helen Robinson	Department of Sport & Recreation Official of the Year - Netball
Margaret Baldwin	Inducted as a WA Netball Life Member
Lea Hadley	Inducted as a WA Netball Life Member
Irene McKay	Inducted as a WA Netball Life Member
Maureen Simmons	Inducted as a WA Netball Life Member
Flo Stacevich	Inducted as a WA Netball Life Member
Margaret Witney	Inducted as a WA Netball Life Member
Bette Allison	Western Australian Citizen of the Year - Sport
Tracey Clarke	Western Australian Citizen of the Year - Rural

- All designated Regional personnel attended the Annual Conference in March. WA Netball personnel attended the North West, Goldfields, Midwest Gascoyne, Midlands and South West Regional Forums held in 2002.
- Ongoing professional development of WA Netball staff and elite athletes. In 2002 a successful Professional Development Day was held for Regional Development Officers. This format will be further developed in 2003 for other areas of the netball community.
- The WA Netball Annual Awards Dinner continued to honour members of the netball community.
- A regular monthly time was made available for Regional and Association Presidents to meet informally at WA Netball with President, Gayle Watson-Galbraith. This time was effectively used by several Presidents.
- Six new WA Netball Life Members were inducted following the introduction of the reviewed Life Membership policy - Margaret Baldwin, Lea Hadley, Irene McKay, Maureen Simmons, Flo Starceвич and Margaret Witney.
- Bette Allison was nominated by WA Netball for the West Australian Citizen of the Year for Sport. Bette Allison and Tracey Clarke (President of Mortlock) were both recipients of the Western Australian Citizen of the Year Awards.
- WA Netball continues to provide support for student practicum placements and during 2002 has hosted a professional development opportunity for a staff member of Netball Singapore.



*2002 Life Members*



## Financial Performance

- WA Netball increased membership numbers from 31,500 in 2001 to 33,500 in 2002.
- Development of alternative sources of income included forming a relationship with local uniform supplier, Timeglow OzTz and a merchandising line has been developed with them. Expansion of the range, investigation of retail opportunities and a promotional strategy is to be developed in 2003. In 2003 there will be further promotion and education of the netball membership with regards to supporting such arrangements with companies like Timeglow OzTz and Mitre, for the ongoing benefit of netball.
- Avenues for collecting donations are being investigated through the Australian Sports Foundation. Donations can be made for two netball projects in Western Australia registered with the Australian Sport Foundation. A promotional strategy for this program will be developed in 2003.
- Following a successful year in 2002 the Perth Orioles School Holiday program has been reviewed with expansion of this program anticipated in 2003.
- Development of new income generating competitions to support and develop wider access to netball. Much time in 2002 has been spent in design and research with late 2003 scheduled for implementation.
- Small Country Association membership category implemented providing an option to gain insurance and membership to WA Netball for Rural Associations with less than 150 members. 17 Associations registered for this category.
- Perth Orioles budget showed a small profit in 2002.
- Financial planning is enabling a small amount of funds from the surplus to be placed into reserves to assist with the development of future innovations and initiatives.
  - WA Netball consolidated on 2001's surplus, by finishing the year with another surplus amounting to \$28,566.00

# WA Netball (Inc) Annual Report 2002 Financials

## Independent Auditor's Report to the Members of WA Netball (Inc)

### SCOPE

We have audited the attached special purpose financial report comprising the financial statements of WA Netball (Inc) for the year ended 31 December 2002 as set out on pages 13 to 19. The Association's Board is responsible for the financial report and has determined that the accounting policies used are consistent with the financial reporting requirements of WA Netball (Inc) and are appropriate to meet the needs of the members of the Association. We have conducted an independent audit of the financial report in order to express an opinion on it to the members of the Association. No opinion is expressed as to whether the accounting policies used are appropriate to the needs of the members of the Association.

The financial report has been prepared for distribution to members of the Association. We disclaim any assumption of responsibility for any reliance on this report or on the financial report to which it relates to any person other than the members of the Association, or for any purpose other than that for which it was prepared.

Our audit has been conducted in accordance with Australian Auditing Standards. Our procedures included examination, on a test basis, of evidence supporting the amounts and other disclosures in the financial report and the evaluation of significant accounting estimates. These procedures have been undertaken to form an opinion whether, in all material respects, the financial report is presented fairly in accordance with the accounting policies described in Note 1 to the financial statements. These policies do not require the application of all Accounting Standards and other mandatory professional reporting requirements.


The audit opinion expressed in this report has been formed on the above basis.

### Audit Opinion

In our opinion the financial report presents fairly in accordance with the accounting policies described in Note 1 to the financial statements the financial position of WA Netball (Inc) as at 31 December 2002 and the results of its operations and cash flows for the year then ended.



Butler Settineri  
Chartered Accountants




Paul J Chabrel  
Partner  
Perth, Western Australia

Date this 28/02/03

## Director's Declaration

The directors of the Association state that the financial report on pages 14 to 19:

- (1a) Presents fairly the financial position of WA Netball (Inc) as at 31st December 2002 and its performance and cash flows for the year ended on that date.
- (1b) At the date of this statement, there are reasonable grounds to believe that WA Netball (Inc) will be able to pay its debts as and when they fall due.



Gayle Watson-Galbraith  
President

Date this 28/02/03



Edward Pawlak  
Director of Finance

Date this 28/02/03

## Statement of Financial Performance For the Year Ended December 31, 2002

	Notes	2002	2001
<b>Income</b>	<b>2</b>	<b>\$</b>	<b>\$</b>
Membership		822,029	632,119
User Pays		74,819	93,445
Sponsorship		558,054	536,154
Events		121,901	115,743
Other Income		30,047	85,064
State Teams		32,483	30,710
Resources		42,608	19,604
Extra-ordinary income		0	1,240
Perth Orioles Surplus		1,627	(35,038)
<b>Total Income</b>		<b>1,683,568</b>	<b>1,479,041</b>
<b>Expenses</b>	<b>2</b>		
Cost of Goods Sold		39,046	14,363
Admin Personnel		182,824	183,781
Occupancy		78,599	67,288
Administration		107,463	105,660
Information Technology		40,411	26,993
Marketing & Promotion		92,970	104,999
Membership Card		38,330	31,112
Events		229,714	191,735
State Development		203,935	Elite / Talent Dev 125,218
Regional Development		146,430	Player Development 76,175
NDU Support		104,201	Coach Development 57,588
			Dev Programs 42,884
			Dev Unit (Program) 107,454
Umpiring Development		128,244	87,557
Regional Network		249,725	240,045
National/Board		13,110	7,135
<b>Total Expenses</b>		<b>1,655,002</b>	<b>1,469,987</b>
<b>Net Profit</b>		<b>28,566</b>	<b>9,054</b>

The accompanying notes form part of the financial report



## Statement of Financial Position as at December 31, 2002

	2002 \$	2001 \$
<b>Assets</b>		
<b>Current Assets</b>		
General Cheque Account	31,807	11,054
Cash Management Call Account	148,209	114,207
Players Support Account	882	882
Interest Bearing Deposits	102,000	102,000
Cheque & MS Drawer Account	0	11,236
Cash Drawer account	835	25
Receivables	77,410	69,450
Other Current Assets	23,150	2,225
Inventory	37,820	14,117
<b>Total Current Assets</b>	422,113	325,196
<b>Non-Current Assets</b>		
Property, Plant & Equipment	164,791	126,811
Less Accumulated Depreciation	(126,536)	(117,078)
	38,255	9,733
Bond - Claremont Property	17,166	17,166
<b>Total Non-Current Assets</b>	55,421	26,899
<b>Total Assets</b>	477,534	352,095
<b>Liabilities</b>		
<b>Current Liabilities</b>		
Accounts Payable	130,925	40,981
Borrowings	5,276	796
AANA Levies Collected	112,859	109,955
Provision for Annual Leave	15,218	12,376
Provision for L/S Leave	8,821	14,179
Prov'n for S/Net Subscriptions	10,548	13,923
Unearned Income	12,091	23,682
Loan on Car	17,027	0
<b>Total Current Liabilities</b>	312,765	215,892
<b>Total Liabilities</b>	312,765	215,892
<b>Net Assets</b>	164,769	136,203
<b>Equity</b>		
Retained Earnings	136,203	127,149
Current Earnings	28,566	9,054
<b>Total Equity</b>	164,769	136,203

The accompanying notes form part of the financial report

## Statement of Cash Flows For the Year Ended December 31, 2002

	Note	2002	2001
<b>CASH FLOWS FROM OPERATING ACTIVITIES</b>			
Receipts from sponsors and members		1,625,961	1,448,500
Payments to suppliers and employees		(1,593,560)	(1,539,034)
Interest received		9,125	10,533
GST refunded		0	4,972
Net cash flow (used in) /from operating activities	3b	41,526	(75,029)
<b>CASH FLOWS FROM INVESTING ACTIVITIES</b>			
Payments for plant and equipment		(15,339)	(8,191)
Net cash from / (used in) investing activities		(15,339)	(8,191)
<b>CASH FLOWS FROM FINANCING ACTIVITIES</b>			
AANA levies collected		112,859	109,955
AANA levies paid		(93,005)	(95,685)
Payments under HP agreement		(5,616)	0
Net cash from financing activities		14,238	14,270
Net increase in cash held		40,425	(68,950)
Cash at the beginning of the financial year		238,608	307,558
Cash at the end of the financial year	3a	279,033	238,608

The accompanying notes form part of the financial report.

# Notes to and forming part of the Accounts For the Year Ended December 31, 2002

## NOTE ONE: STATEMENT OF SIGNIFICANT ACCOUNTING POLICIES

This financial report is a special purpose financial report prepared in order to satisfy the financial reporting requirements of the Association's Incorporation Act (WA). The committee has determined that the Association is not a reporting entity.

The financial report has been prepared in accordance with the requirements of the Association's Incorporation Act (WA) and the following Australian Accounting Standards

- AAS 1 Profit and Loss or Other Operating Statements
- AAS 5 Materiality
- AAS 8 Events Occurring After Reporting Date
- AAS 28 Statement of Cash Flows

No other Australian Accounting Standards, Urgent Issues Group Consensus Views or other authoritative pronouncements of the Australian Accounting Standards Board have been applied.

The financial report has been prepared on an accruals basis and is based on historic costs and does not take into account changing money values, or except where specifically stated, current valuations of non-current assets.

The following specific accounting policies, which are consistent with the previous period unless otherwise stated, have been adopted in the preparation of this financial report.

### Income Tax

No regard has been paid to tax-effect accounting, as the Association is exempt from income tax.

### Fixed Assets

The depreciable amount of all fixed assets is depreciated over their useful lives commencing from the time the asset is held ready for use. The carrying amount of fixed assets is reviewed annually by Directors to ensure it is not in excess of the recoverable amount of these assets. The recoverable amount is assessed on the basis of expected net cash flows, which will be received from the assets' employment and subsequent disposal. The expected net cash flows have not been discounted to their present value in determining the recoverable amounts.

### Long Service Leave

Employees employed after December 31st 1996 are eligible for 13 weeks paid long service leave after 10 years service, pro rata after seven years.

Employees of WA Netball (Inc) employed as at December 31st 1996 are eligible for 13 weeks paid long service leave after 7 years service, pro rata after 5 years.

# Notes to and forming part of the Accounts For the Year Ended December 31, 2002

## NOTE TWO: GLOSSARY OF INCOME & EXPENSES

### Income

- \* Membership - Registration & Member Region/Association fees
- \* User Pays - Program Registration. Income from programs run by WA Netball
- \* Sponsorship - Sponsorship & Funding received by Government, Corporate and Private sources
- \* Events - Income derived from WA Netball run events eg. SmokeFree State Netball League, Member Associations Championships & Annual Dinner etc.
- \* Other Income - Sundry Income, Commissions, Bank Interest, AANA Coaching Subsidies & Fundraising
- \* State Teams - Income received from State Teams (used to directly fund State Teams expenses)
- \* Resources - Income from the sale of WA Netball merchandise
- \* Extra-Ordinary Income - Unusual or unplanned income received but not budgeted for
- \* Perth Orioles Surplus - Net surplus on investment in running the Perth Orioles Netball Team in the Commonwealth Bank Trophy

### Expenses

- \* Cost of Goods Sold - Cost of merchandise sold
- \* Administration Personnel - Administration Wages, Workers Compensation Insurance, Long Service Leave, Personnel Training
- \* Occupancy - Expenses associated with rental property i.e. Rent, Cleaning, Assets Insurance, Maintenance Furnishings
- \* Administration - Costs associated with general administration eg. Accountancy, Legal, Postage, Phone, Fundraising Expenses, Travel, General Catering
- \* Information Technology - Expenses associated with Computers & other Information Technology
- \* Marketing & Promotion - Expenses associated with the promotion of WA Netball & sponsorship gathering opportunities
- \* Membership (Card) - Expenses incurred in producing & distributing WA Netball Membership Card
- \* Events - Expenses incurred running WA Netball events eg. SmokeFree State Netball League, Member Associations Championships, Annual Dinner, Launches, Regional Championships
- \* State Development - Expenses incurred in developing and entering State Teams in National competitions
- \* Regional Development - Expenses incurred in providing services to players & coaches in WA Netball Regional Network
- \* Netball Development Support - Expenses incurred in administration support of all Netball Development Unit programs
- \* Umpiring Development - Expenses incurred in developing umpires at all levels
- \* Regional Network - Expenses incurred funding and developing WA Netball Regions eg. Administration & Distribution of Healthway & other Government funding, Regional Seminars & Conferences. Includes Public Liability & Personal Injury Insurance expense for WA Netball registered members
- \* National/Board - WA Netball representatives to National & International netball events & meetings

# Notes to and forming part of the Accounts For the Year Ended December 31, 2002

## NOTE 3: CASH FLOWS FROM OPERATING ACTIVITIES

	2002	2001
a)		
Reconciliation of cash		
For the purpose of the statement of cash flows, cash includes cash on hand, at banks and on deposit		
Cash on hand and at bank	33,524	23,197
Bank Overdraft	(4,700)	(796)
Cash on deposit	250,209	216,207
	279,033	238,608
b)		
Reconciliation of net cash used in operating activities to net surplus (deficit)		
Net surplus / (deficit)	28,566	9,054
Non-cash flows in current surplus		
Depreciation	9,458	2,489
Over provision for AANA levies	(16,950)	(16,441)
Change in assets and liabilities		
(Increase) / Decrease in debtors	(7,959)	(63,758)
(Increase) / Decrease in prepayments	(19,358)	(823)
(Increase) / Decrease in inventory	(23,703)	(358)
Increase / (Decrease) in creditors and accruals	88,954	(6,413)
Increase / (Decrease) in unearned income	(11,591)	15,796
Increase / (Decrease) in provision for relocation	0	(20,000)
Increase / (Decrease) in provision for SportNet subscriptions	(3,375)	(829)
Increase / (Decrease) in provisions for employee entitlements	(2,516)	6,254
Net cash from operating activities	41,526	(75,029)