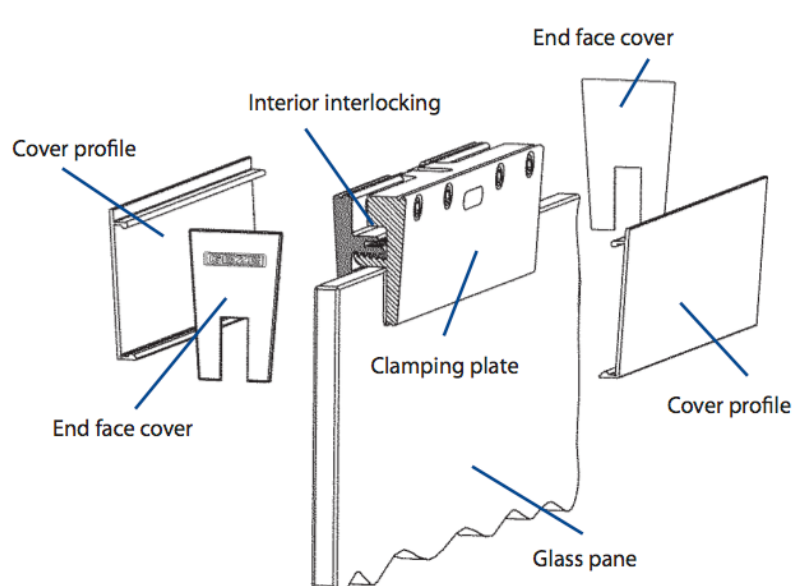
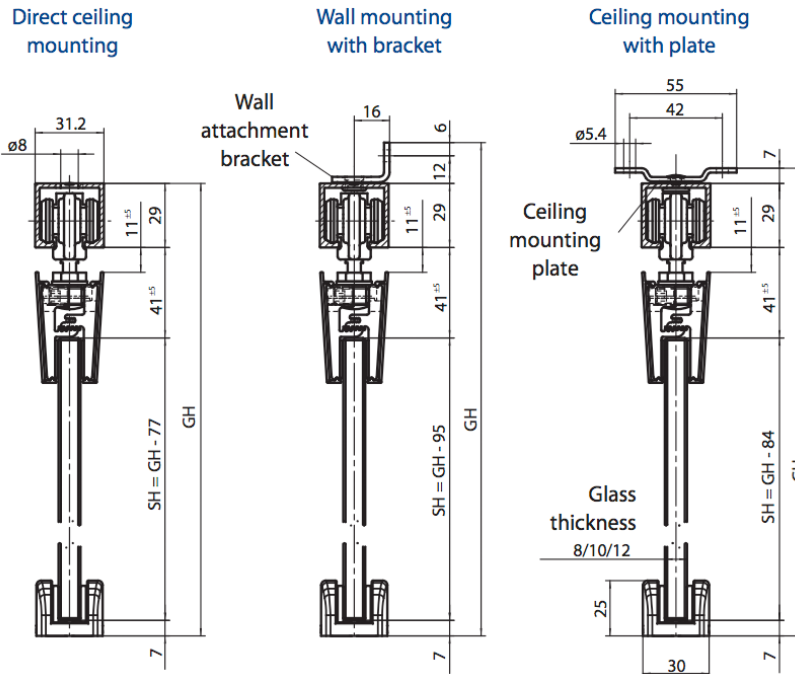
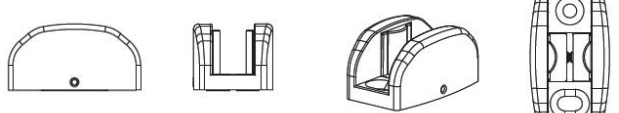


Frameless Glass Sliding/Stacking/Bifold Doors, Canopies & Facades

- | | |
|------|--|
| 4.1 | Geze Rollan - Frameless Glass 80kg Sliding Door Kits for 8, 10 or 12mm Toughened Glass |
| 4.2 | Geze Aerolan - Frameless Glass 105kg Sliding Door Kits for 8, 10 or 12mm Toughened Glass |
| 4.3 | Geze Geolan - Frameless Glass 135kg Rolling Door Kits for 10mm Toughened Glass |
| 4.4 | Geze Perlan - Frameless Glass 140kg Sliding Door Kits for 8, 10 or 12mm Toughened Glass |
| 4.7 | Geze Levolan - Frameless Glass 150kg Sliding Door Kits for 8, 10 or 12mm Toughened Glass |
| 4.9 | Metro MRS90 - Bottom Door Rail 180kg Sliding Door Kit for 10 or 12mm Toughened Glass |
| 4.10 | Metro MF250 - Top Door Rail 250kg Sliding Door Kit for 10 or 12mm Toughened Glass |
| 4.11 | Metro Linear 100 - Frameless Glass 170kg Rolling Door Kit for 10 or 12mm Toughened Glass |
| 4.12 | Metro Linear 153 - Frameless Glass 250kg Rolling Door Kit for 10 or 12mm Toughened Glass |
| 4.13 | Metro Glass Tech MF75 Folding Door Sets for 10mm Toughened Glass |
| 4.14 | Geze MSW - Stacking Door System for 10mm or 12mm Toughened Glass |
| 4.16 | AGA Frameless Glass Canopy Hardware Kits (No Glass Included) |
| 4.18 | Metro Linear 100 - Glass Preparation Diagrams & Details |
| 4.19 | Metro Linear 153 - Glass Preparation Diagrams & Details |
| 4.20 | AGA Facade Hardware |

Frameless Glass Sliding/Stacking/Bifold Doors, Canopies & Facades

Geze Rollan - Frameless Glass 80kg Sliding Door Hardware for 8, 10 or 12mm Toughened Glass

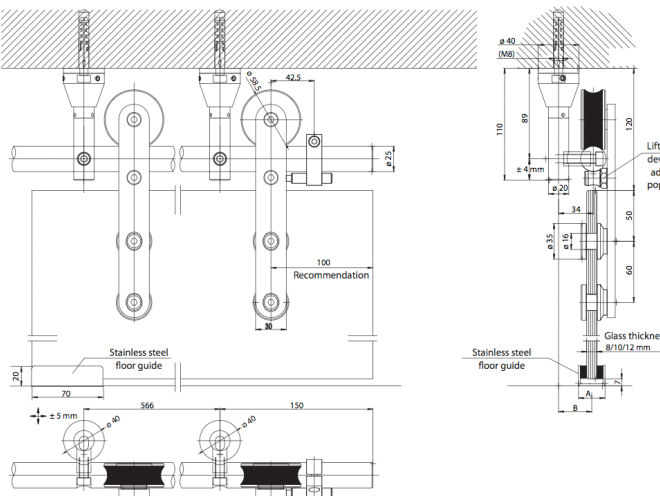
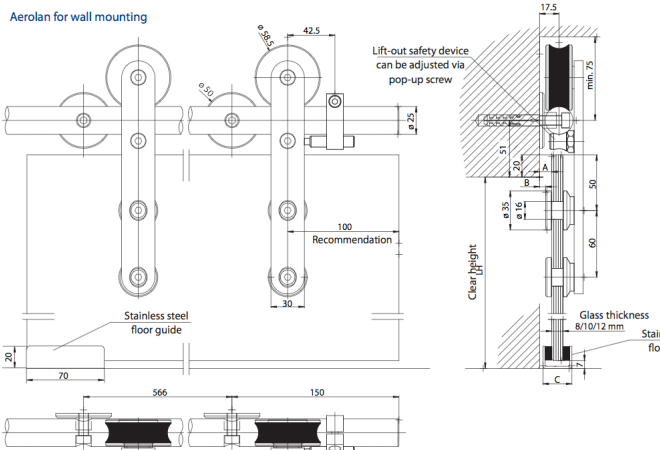
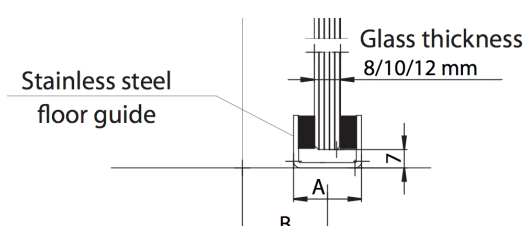
PRODUCT	CODE	DESCRIPTION	PRICE
	GR1000-A	COMPLETE KIT including: 1 x 2000mm Track 1 x Accessory Set 2 x Covered Clamp Plates 5 x Wall Mount Bkts 5 x Ceiling Mount Bkts 1 x Angle Buffer 1 x Adjustable Floor Guide	495.00
	GR1000-B	BASIC KIT including: 1 x 2000mm Track 1 x Accessory Set 2 x Clamp Plates 1 x Angle Buffer 1 x Adjustable Floor Guide	420.00
	GR80T6	6 METRE ROLLAN 80 TRACK	155.27
	GR80T6CL	CUT LENGTH ROLLAN 80 TRACK	38.82 PER METRE
	GR80AS	ACCESSORY SET includes double roller carriages and track buffers	68.87
	GR80CP	COUPLING PIECE With suspension Bolt for Clamping Plate	27.45 EA
	GRPGCP	SET OF GLASS CLAMPING PLATES	134.42
	GRPGCPC	SET OF GLASS CLAMPING PLATES WITH COVERS	277.71
	GRPCC	GLASS CLAMPING PLATE COVER - 3M LENGTH	155.27
	GR80WMB	WALL MOUNTING BRACKET	2.86 EA
	GR80CMB	CEILING MOUNTING BRACKET	2.86 EA
	GR80AB	ANGLE BUFFER	27.14
	GR80A-HOD	ADJUSTABLE HOLD OPEN DEVICE	16.59
	GR80TB	TUBE BUFFER with door stop	10.30
	GAGFG1	ADJUSTABLE GLASS FLOOR GUIDE	40.25

See Section 3 for Handle & Lock Options

For further details see the GEZE Sliding Door Hardware Brochure

Frameless Glass Sliding/Stacking/Bifold Doors, Canopies & Facades

Geze Aerolan - Frameless Glass 105kg Sliding Door Kits for 8, 10 or 12mm Toughened Glass

PRODUCT	CODE	DESCRIPTION	PRICE
<p>Aerolan for ceiling mounting</p> 	GACM2000	<p>CEILING MOUNTED KIT FOR 8/10/12MM GLASS, CONSISTING OF THE FOLLOWING 316 SSS COMPONENTS:</p> <ul style="list-style-type: none"> 1 x Solid Bar Rail (2000mm) 2 x Carrier Rollers 2 x Stoppers 4 x Ceiling Mounts 	2534.23
<p>Aerolan for wall mounting</p> 	GAWM2000	<p>WALL MOUNTED KIT FOR 8/10/12MM GLASS, CONSISTING OF THE FOLLOWING 316 SSS COMPONENTS:</p> <ul style="list-style-type: none"> 1 x Solid Bar Rail (2000mm) 2 x Carrier Rollers 2 x Stoppers 4 x Wall Mounts 	
	GA8FG	8MM GLASS SSS FLOOR GUIDE	101.37
	GA10FG	10MM GLASS SSS FLOOR GUIDE	
	GA12FG	12MM GLASS SSS FLOOR GUIDE	

See Section 3 for Handle & Lock Options

For further details see the GEZE Sliding Door Hardware Brochure
GLASS MOUNTED VERSIONS & CUSTOM LENGTHS AVAILABLE ON REQUEST

Frameless Glass Sliding/Stacking/Bifold Doors, Canopies & Facades

Geze Geolan - Frameless Glass 135kg Rolling Door Kits for 10mm Toughened Glass

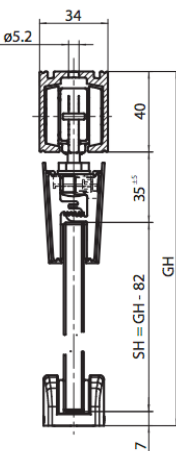
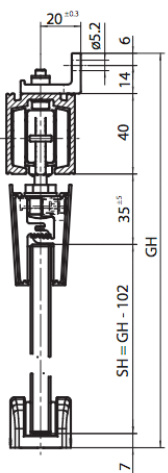
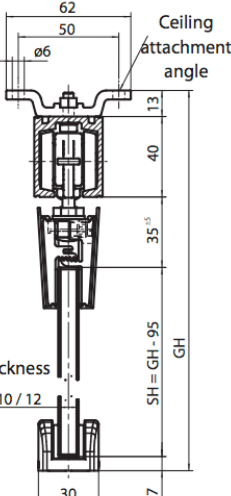
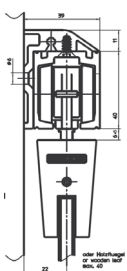
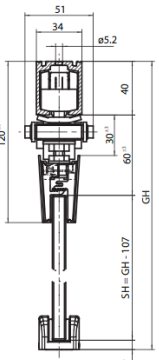
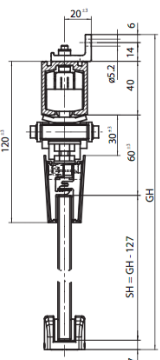
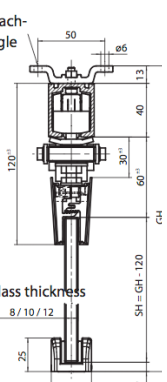
PRODUCT	CODE	DESCRIPTION	PRICE
	GGCM2000	<p>CEILING MOUNTED KIT FOR 10MM GLASS, CONSISTING OF:</p> <ul style="list-style-type: none"> 1 x Top Channel Guide (2000mm) 2 x Ø69.5 Rollers 2 x Stoppers 1 x Floor Track (2000mm) 	2604.42

See Section 3 for Handle & Lock Options

For further details see the GEZE Sliding Door Hardware Brochure

Frameless Glass Sliding/Stacking/Bifold Doors, Canopies & Facades

Geze Perlan 140 - Frameless Glass 140kg Sliding Door Hardware for 8, 10 or 12mm Toughened Glass

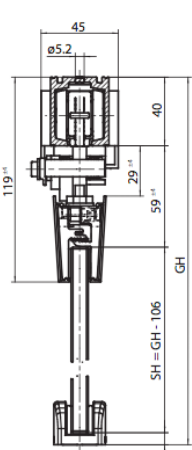
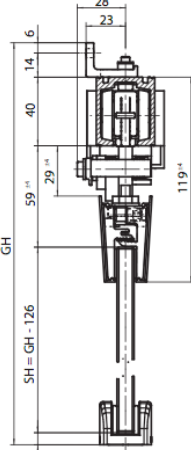
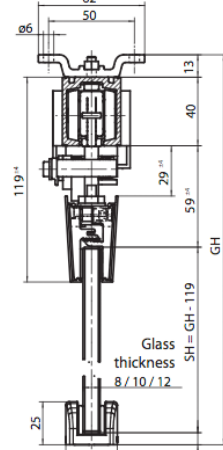

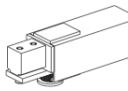
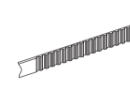


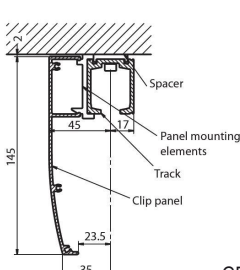
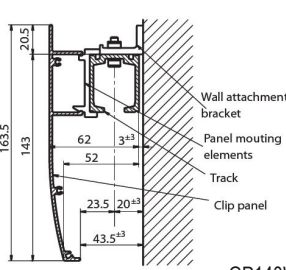
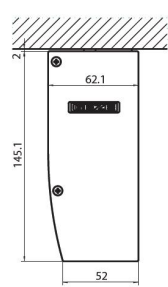
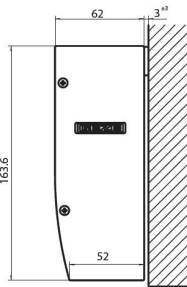

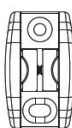
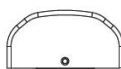

PRODUCT	CODE	DESCRIPTION	PRICE
<p>STANDARD INSTALLATION</p> <p>Direct ceiling mounting</p>  <p>Wall mounting with bracket</p>  <p>Ceiling mounting with plate</p>  <p>Wall Mounting with Hidden Fixing Bracket</p> 	GP1225CM	Direct Ceiling Mounted Kit: 1 x 2450mm Track 1 x Accessory Set 2 x Covered Clamp Plates 2 x End Caps 1 x Adjustable Floor Guide	613.71
	GP1725CM	Direct Ceiling Mounted Kit: 1 x 3450mm Track 1 x Accessory Set 2 x Covered Clamp Plates 2 x End Caps 1 x Adjustable Floor Guide	680.44
	GP1225WM	Hidden Wall Mounted Kit: 1 x 2450mm Track 1 x Accessory Set 1 x 2450mm Wall Bracket 1 x Set of End Caps 1 x Adjustable Floor Guide	844.86
	GP1725WM	Hidden Wall Mounted Kit: 1 x 3450mm Track 1 x Accessory Set 1 x 3450mm Wall Bracket 1 x Set of End Caps 1 x Adjustable Floor Guide	989.97
<p>DUOSYNC INSTALLATION</p> <p>Direct ceiling mounting</p>  <p>Wall mounting with bracket</p>  <p>Ceiling mounting with plate</p> 	GP140T6	PERLAN 140 TRACK - 6M	387.69
	GP140T6CL	CUT LENGTH PERLAN 140 TRACK	77.54 PER METRE
	GP140AS	ACCESSORY SET includes double roller carriages & buffers	122.94
	GP140HOS	HOLD OPEN SPRING	1.15
	GP140AHOD	ADJUSTABLE HOLD OPEN DEVICE	16.02
	GRPGCP	SET OF GLASS CLAMPING PLATES	134.42 EA
	GRPGCPC	SET OF GLASS CLAMPING PLATES WITH NA COVERS / END CAPS	277.71 EA
	GP140WMB	WALL MOUNTING BRACKET	8.85 EA
	GP140CMB	CEILING MOUNTING BKT	15.69 EA
	GP140TB	TUBE BUFFER	6.87
	GP140DUO	DUOSYNC SET	654.75
	GP140GADUO	GLASS ADAPTER FOR DUOSYNC	86.29
	GP140EC	END CAP FOR PERLAN TRACK	2.86

See Section 3 for Handle & Lock Options

For further details see the GEZE Sliding Door Hardware Brochure

Frameless Glass Sliding/Stacking/Bifold Doors, Canopies & Facades

Geze Perlan 140 - Frameless Glass 140kg Sliding Door Hardware for 8, 10 or 12mm Toughened Glass

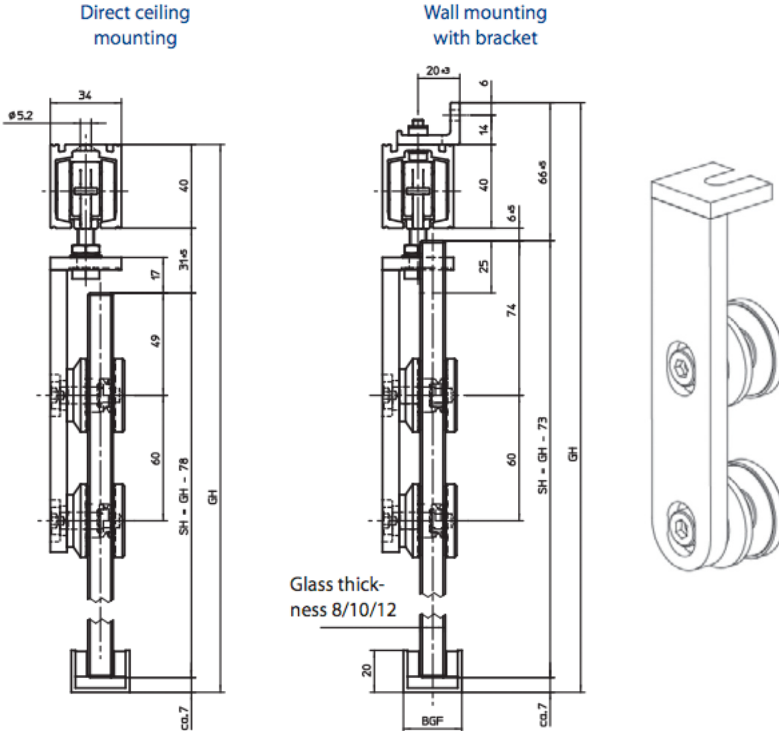
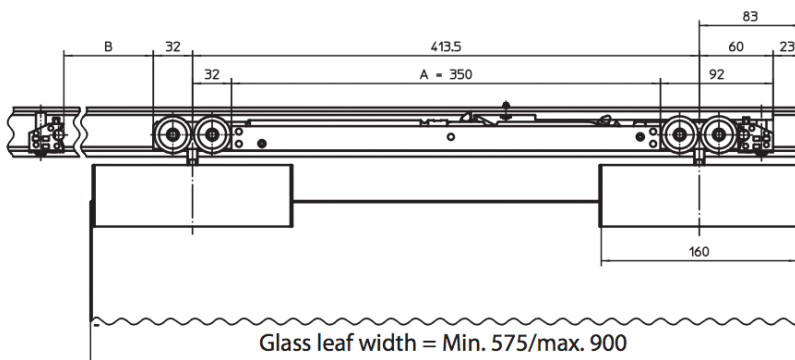
PRODUCT			CODE	DESCRIPTION	PRICE
<div><div><p>Direct ceiling mounting</p></div><div><p>Wall mounting with bracket</p></div><div><p>Ceiling mounting with plate</p></div></div> <div><div></div><div></div><div></div><div></div><div></div></div> <div><p>Deflection pulley</p><p>Drive</p><p>Toothed belt</p><p>Carrier with belt lock</p><p>Control system/ Switch</p></div>			GP140AUT	PERLAN AUT SET Carrier with belt coupler Control/Switch Deflection Pulley Drive Toothed Belt	2195.03
 <p>GP140CMCP</p>	 <p>GP140WMCP</p>	GP140CMCP	CEILING MOUNTED CLIP PANEL	74.53 PER METRE	
		GP140MB5CP	SET OF 5 PANEL MOUNTING ELEMENTS	107.61	
		GP140S20CMCP	SET OF 20 SPACERS	154.40	
		GP140WMCP	WALL MOUNT CLIP PANEL	74.53 PER METRE	
 <p>GP140ECC</p>	 <p>GP140ECW</p>	GP140ECC	SET OF END COVERS For ceiling mounted track	92.01	
		GP140ECW	SET OF LEFT & RIGHT LATERAL END COVERS For wall mounted track		
<div><div></div><div></div><div></div><div></div></div>			GAGFG1	ADJUSTABLE GLASS FLOOR GUIDE	40.25

See Section 3 for Handle & Lock Options

For further details see the GEZE Sliding Door Hardware Brochure

Frameless Glass Sliding/Stacking/Bifold Doors, Canopies & Facades

Geze Perlan 140 - Frameless Glass 140kg Sliding Door Hardware for 8, 10 or 12mm Toughened Glass

PRODUCT	CODE	DESCRIPTION	PRICE
 <p>Direct ceiling mounting</p> <p>Wall mounting with bracket</p> <p>Glass thickness 8/10/12</p>	GP GGS	PERLAN GGS Point Support Stainless Steel	POA
 <p>Glass leaf width = Min. 575/max. 900</p>	GPSS	PERLAN SOFTSTOP	POA NSI

POA - Price On Application

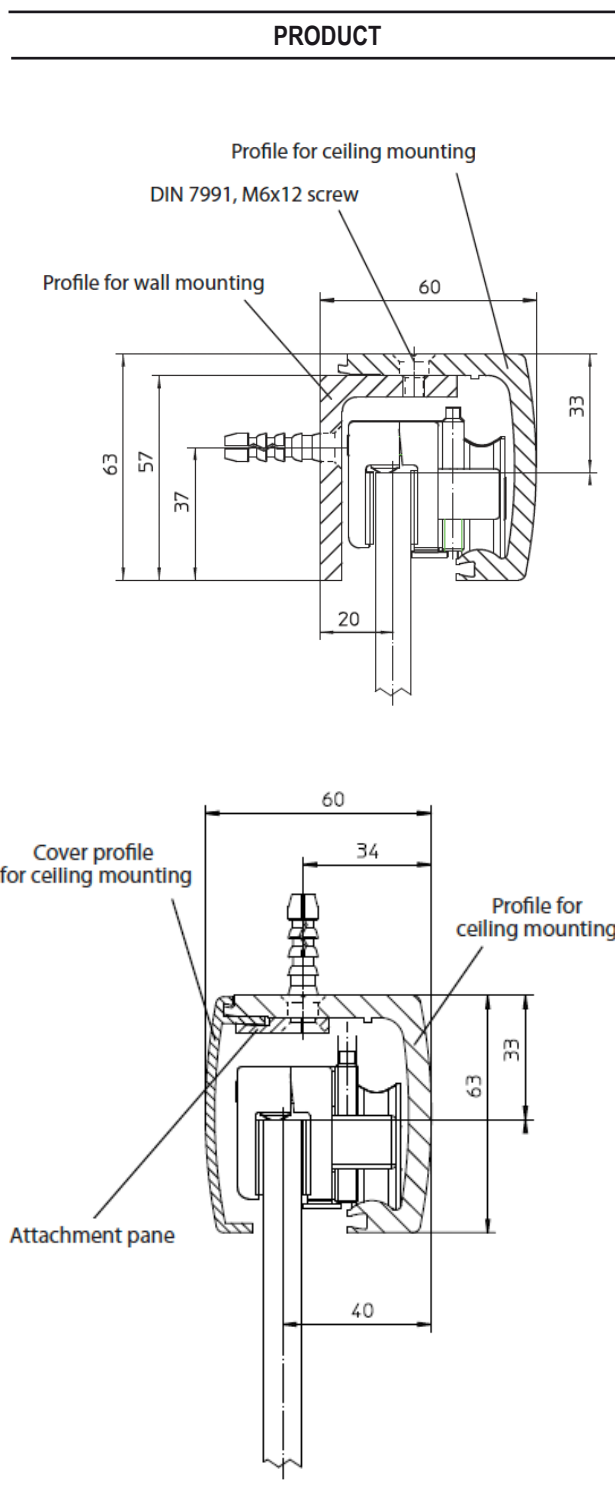
NSI - Non Stock Item

See Section 3 for Handle & Lock Options

For further details see the GEZE Sliding Door Hardware Brochure

Frameless Glass Sliding/Stacking/Bifold Doors, Canopies & Facades

Geze Levolan - Frameless Glass 150kg Sliding Door Hardware for 8, 10 or 12mm Toughened Glass

PRODUCT	CODE	DESCRIPTION	NA	SSA
	GL1225WM	Direct wall mounted kit: 1 x 2450mm Track Set 1 x Accessory Set 2 x End Caps	960.97	1041.82
	GL1725WM	Direct wall mounted kit: 1 x 3450mm Track Set 1 x Accessory Set 2 x End Caps	1110.79	1219.67
	GL1225CM	Direct ceiling mounted kit: 1 x 2450mm Track Set 1 x Accessory Set 2 x End Caps	952.77	1066.97
	GL1725CM	Direct ceiling mounted kit: 1 x 3450mm Track Set 1 x Accessory Set 2 x End Caps	1110.10	1265.62
	GLCWP	TRACK PROFILE FOR CEILING/WALL FIXING 6m Stock Length	551.11	649.11
	GLCWPC	TRACK PROFILE FOR CEILING/WALL FIXING Cut Length	137.78 PER METRE	162.28 PER METRE
	GLWP	ANGLE PROFILE FOR WALL FIXED TRACK 6m Stock Length	351.08	421.84
	GLWPCL	ANGLE PROFILE FOR WALL FIXED TRACK Cut Length	87.77 PER METRE	105.46 PER METRE
	GLCCP	COVER PROFILE FOR CEILING FIXED TRACK 6m Stock Length	215.00	370.13
	GLCCPCL	COVER PROFILE FOR CEILING FIXED TRACK Cut Length	53.75 PER METRE	92.53 PER METRE
	GLCEC	CEILING MOUNTED END CAP	28.58	35.24
	GLWEC	WALL MOUNTED END CAP	35.38	42.18
	GLAS221	ACCESSORY SET consisting of: 2 x Clamp Carriers 2 x End Stops 1 Adjustable Floor Guide.	457.54	
	GLBS2.45	BRUSH SEAL 2.45m Length	24.49	

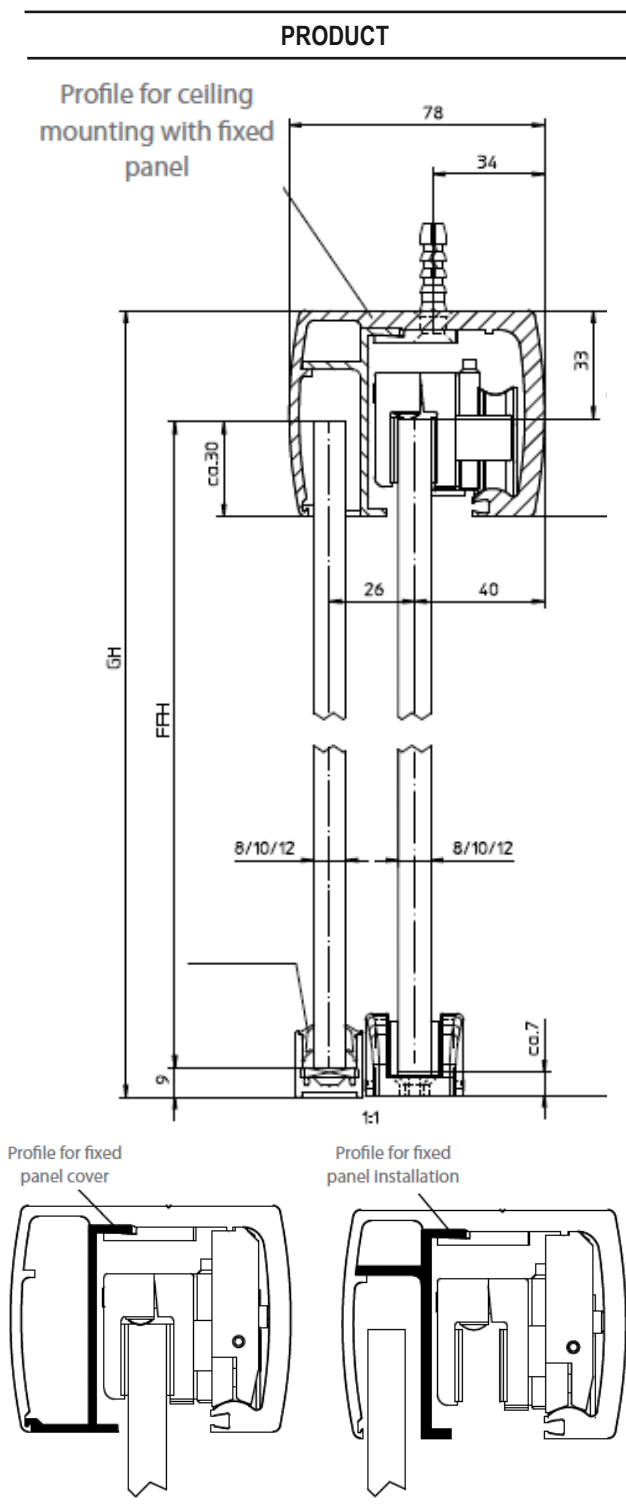
See Section 3 for Handle & Lock Options

Please Note: No ceiling/wall fasteners are supplied with the profiles

For further details see the GEZE Sliding Door Hardware Brochure

Frameless Glass Sliding/Stacking/Bifold Doors, Canopies & Facades

Geze Levolan - Frameless Glass 150kg Sliding Door Hardware for 8, 10 or 12mm Toughened Glass

PRODUCT	CODE	DESCRIPTION	NA	SSA
	GL1225FP	Direct ceiling mounted fixed panel kit: 1 x 2450mm Track & Cover Set 1 x Accessory Set 2 x End Caps	1112.77	1283.59
	GL1725FP	Direct ceiling mounted fixed panel kit: 1 x 3450mm Track Set 1 x Accessory Set 2 x End Caps	1327.82	1564.00
	GLCFPP	TRACK PROFILE FOR CEILING MOUNTING WITH FIXED PANEL 6m Stock Length	830.07	1005.61
	GLCFPPCL	TRACK PROFILE FOR CEILING MOUNTING WITH FIXED PANEL Cut Length	207.52 PER METRE	251.40 PER METRE
	GLFPCP	FIXED PANEL COVER PROFILE 6m Stock Length	138.53	253.10
	GLFPCPCL	FIXED PANEL COVER PROFILE Cut Length	34.63 PER METRE	63.28 PER METRE
	GLFPAP	FIXED PANEL INSTALLATION PROFILE 6m Stock Length	151.05	261.27
	GLFPAPCL	FIXED PANEL INSTALLATION PROFILE Cut Length	37.76 PER METRE	65.32 PER METRE
	GLFPEC	FIXED PANEL END CAP	38.10	43.54
	GAGFG1	ADJUSTABLE GLASS FLOOR GUIDE	40.25	
	GLBS	SET OF END STOPS	148.32	
	GLCFS	FIXING CLIP FOR ATTACHING TRACK & COVER PROFILE 20 Clips	164.68	
	GLCFS1	FIXING CLIP FOR ATTACHING TRACK & COVER PROFILE Each	12.35	
	GLRC	SET OF CLAMP CARRIERS	303.26	
	GLWFS	FIXING SCREWS FOR ATTACHING TRACK & ANGLE PROFILE 35 Screws	12.25	
	GLWFS1	FIXING SCREW FOR ATTACHING TRACK & ANGLE PROFILE Each	0.53	

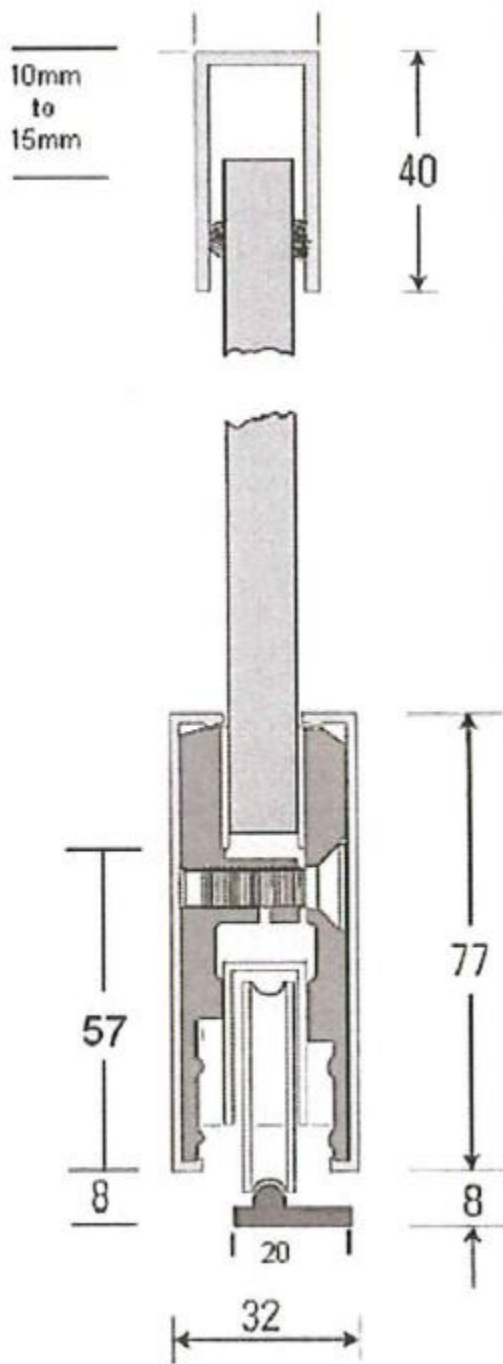
See Section 3 for Handle & Lock Options

Please Note: No ceiling/wall fasteners are supplied with the profiles

For further details see the GEZE Sliding Door Hardware Brochure

Frameless Glass Sliding/Stacking/Bifold Doors, Canopies & Facades

Metro MRS90 - Bottom Door Rail 180kg Sliding Door Kit for 10mm or 12mm Toughened Glass

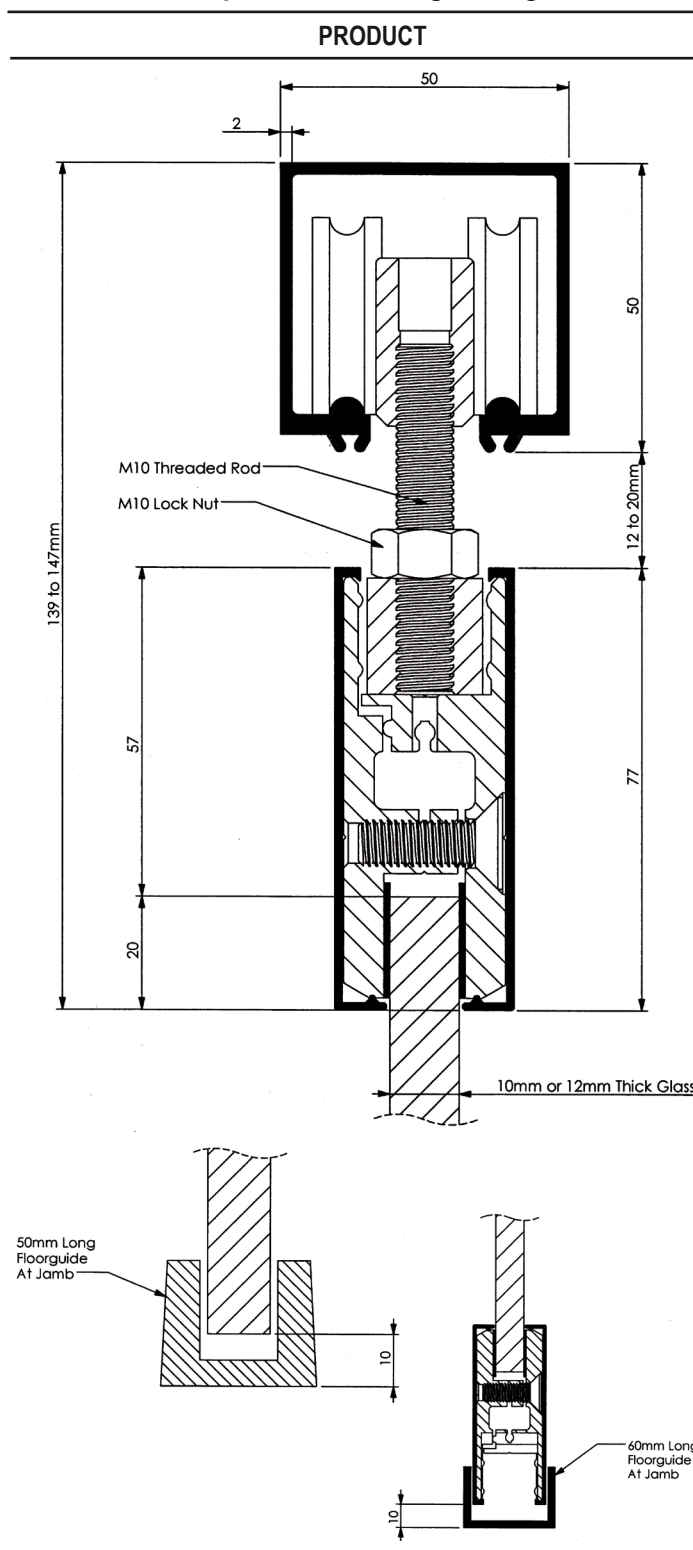
PRODUCT	CODE	DESCRIPTION	PRICE
	MRS1250	<p>Kit for one door up to 1250mm wide, consisting of one solid brass track up to 2500mm, Natural Anodised Top Guide Channel with Felt, Channel Mount Stops, Natural Anodised Bottom Sliding Rail.</p> <p>Please note that stainless steel door rails are only available up to 1200mm in length.</p> <p><u>SEE SECTION 3 FOR OTHER DOOR RAIL PRICING AND ALSO HANDLE & LOCK OPTIONS</u></p>	954.68 NSI
	MRS90	<p>ADDITIONAL TRACK</p> <p>Brass</p> <p>Stock Lengths 2.5m/3.0m</p>	68.19 Per Metre NSI

POA - Price On Application

NSI - Non Stock Item

Frameless Glass Sliding/Stacking/Bifold Doors, Canopies & Facades

Metro MF250 - Top Door Rail 250kg Sliding Door Kit for 10mm or 12mm Toughened Glass

PRODUCT	CODE	DESCRIPTION	PRICE
	MF250-1000	Kit for one door up to 1000mm wide, consisting of 1 x NA top track up to 2000mm, 2 x hangers, 1 x NA top rail, hanger blocks for top door rail, stops & floor guide for frameless glass or bottom door rail.	1005.47 NSI
	MF250-1500	Kit for one door up to 1500mm wide, consisting of 1 x NA top track up to 3000mm, 2 x hangers, 1 x NA top rail, hanger blocks for top door rail, stops & floor guide for frameless glass or bottom door rail.	1294.17 NSI
	MF250-2000	Kit for one door up to 2000mm wide, consisting of 1 x NA top track up to 4000mm, 2 x hangers, 1 x NA top rail, hanger blocks for top door rail, stops & floor guide for frameless glass or bottom door rail.	1445.01 NSI
	MF250-T50	ADDITIONAL NATURAL ANODISED TOP TRACK	135.32 Per Metre
	MF250-C20	GROUND CHANNEL	27.84 Per Metre
	MR50	BOTTOM RAIL WITH GUIDES	POA
	THIS SYSTEM CAN BE USED IN SINGLE, BIPARTING AND MULTIPLE LINES OF SLIDING DOORS		POA

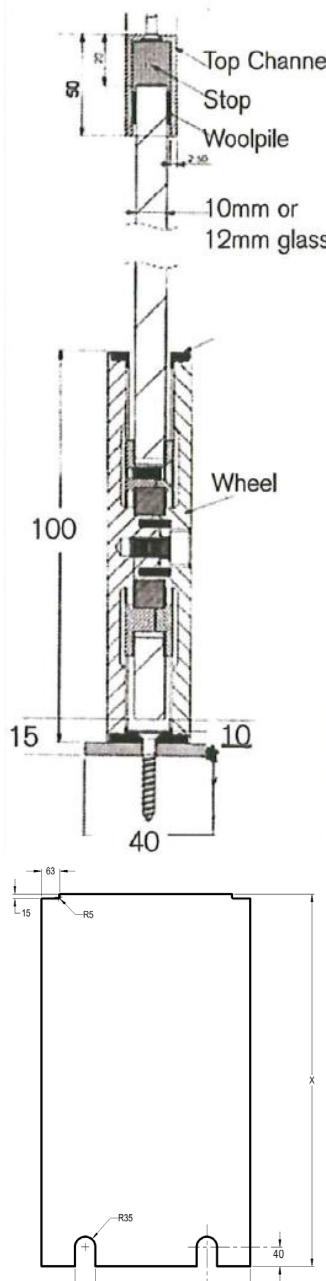
POA - Price On Application

NSI - Non Stock Item

See Section 3 for Handle & Lock options

Frameless Glass Sliding/Stacking/Bifold Doors, Canopies & Facades

Metro Linear 100 - Frameless Glass 170kg Rolling Door Kit for 10mm or 12mm Toughened Glass

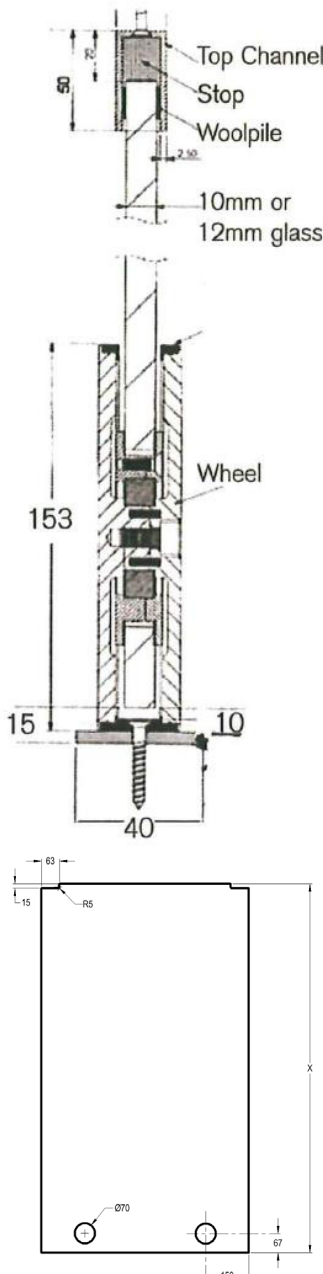
PRODUCT	CODE	DESCRIPTION	PRICE
 <p>X = height of door, which is the clear opening height -35mm (35mm = 15mm clearance under door and 20mm clearance above door) Note: Allow for selected handle glass preparation</p>	ML100-1000	Kit for one door up to 1000mm wide, consisting of 1 x Natural Anodised Bottom Track & Top Channel up to 2000mm, 2 x Top Channel Stops and 2 x 100mm Diameter Satin Stainless Steel Wheels.	2185.68 NSI
	ML100-1500	Kit for one door up to 1500mm wide, consisting of 1 x Natural Anodised Bottom Track & Top Channel up to 3000mm, 2 x Top Channel Stops and 2 x 100mm Diameter Satin Stainless Steel Wheels.	2299.29 NSI
	ML100-2000	Kit for one door up to 2000mm wide, consisting of 1 x Natural Anodised Bottom Track & Top Channel up to 4000mm, 2 x Top Channel Stops and 2 x 100mm Diameter Satin Stainless Steel Wheels.	2412.98 NSI
	MLT40	ADDITIONAL NATURAL ANODISED BOTTOM TRACK	93.75 NSI
	MLC50	ADDITIONAL NATURAL ANODISED TOP CHANNEL	41.07 NSI
	SIDE MOUNT CHANNEL FITTINGS AVAILABLE ON REQUEST		POA
THIS SYSTEM CAN BE USED IN SINGLE, BIPARTING AND MULTIPLE LINES OF SLIDING DOORS		POA	

NSI - Non Stock Item

See Page 4.18 for larger Glass Preparation Diagram

Frameless Glass Sliding/Stacking/Bifold Doors, Canopies & Facades

Metro Linear 153 - Frameless Glass 250kg Rolling Door Kit for 10mm or 12mm Toughened Glass

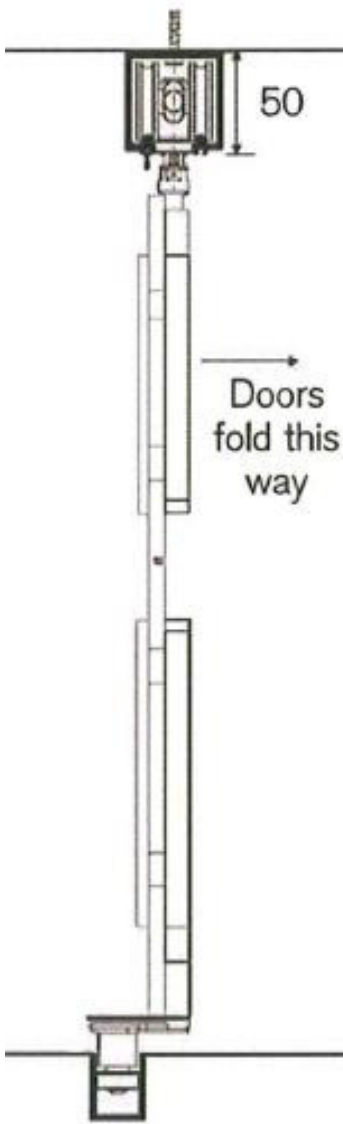


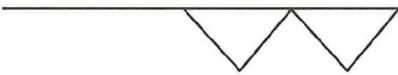
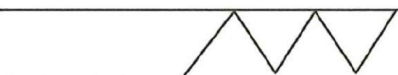
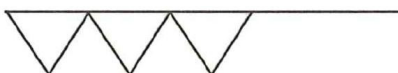

PRODUCT	CODE	DESCRIPTION	PRICE
 <p>X = height of door, which is the clear opening height -35mm (35mm = 15mm clearance under door and 20mm clearance above door) Note: Allow for selected handle glass preparation</p>	ML153-1000	Kit for one door up to 1000mm wide, consisting of 1 x Natural Anodised Bottom Track & Top Channel up to 2000mm, 2 x Top Channel Stops and 2 x 153mm Diameter Satin Stainless Steel Wheels.	2442.08 NSI
	ML153-1500	Kit for one door up to 1500mm wide, consisting of 1 x Natural Anodised Bottom Track & Top Channel up to 3000mm, 2 x Top Channel Stops and 2 x 153mm Diameter Satin Stainless Steel Wheels.	2556.08 NSI
	ML153-2000	Kit for one door up to 2000mm wide, consisting of 1 x Natural Anodised Bottom Track & Top Channel up to 4000mm, 2 x Top Channel Stops and 2 x 153mm Diameter Satin Stainless Steel Wheels.	2669.74 NSI
	MLT40	ADDITIONAL NATURAL ANODISED BOTTOM TRACK	93.75 NSI
	MLC50	ADDITIONAL NATURAL ANODISED TOP CHANNEL	41.07 NSI
	SIDE MOUNT CHANNEL FITTINGS AVAILABLE ON REQUEST		POA
THIS SYSTEM CAN BE USED IN SINGLE, BIPARTING AND MULTIPLE LINES OF SLIDING DOORS			POA

NSI - Non Stock Item

See Page 4.19 for larger Glass Preparation Diagram

Frameless Glass Sliding/Stacking/Bifold Doors, Canopies & Facades

Metro Glass Tech MF75 Internal Folding Door Kits for 10mm Toughened Glass

PRODUCT	CODE	DESCRIPTION	PRICE
	MF75-2	Kit for two doors up to 2500mm high x 950mm wide, consisting of Top Track, Floor Guide Channel, Pivot Set, Hangers, Guide Hinges and Bottom Locks. Finish is Satin Silver. Specify LH or RH pivoting end. Glass door preparation drawings available on request. LH set shown 	1853.24 NSI
	MF75-3	Kit for three doors up to 2500mm high x 950mm wide, consisting of Top Track, Floor Guide Channel, Pivot Set, Hangers, Guide Hinges and Bottom Locks. Finish is Satin Silver. Specify LH or RH pivoting end. Glass door preparation drawings available on request. LH set shown 	2518.97 NSI
	MF75-4	Kit for four doors up to 2500mm high x 950mm wide, consisting of Top Track, Floor Guide Channel, Pivot Set, Hangers, Guide Hinges and Bottom Locks. Finish is Satin Silver. Specify LH or RH pivoting end. Glass door preparation drawings available on request. RH set shown 	3424.72 NSI
	MF75-5	Kit for five doors up to 2500mm high x 950mm wide, consisting of Top Track, Floor Guide Channel, Pivot Set, Hangers, Guide Hinges and Bottom Locks. Finish is Satin Silver. Specify LH or RH pivoting end. Glass door preparation drawings available on request. RH set shown 	3891.74 NSI
	MF75-6	Kit for six doors up to 2500mm high x 950mm wide, consisting of Top Track, Floor Guide Channel, Pivot Set, Hangers, Guide Hinges and Bottom Locks. Finish is Satin Silver. Specify LH or RH pivoting end. Glass door preparation drawings available on request. LH set shown 	4810.83 NSI
	94TA	OPTIONAL THRESHOLD CHANNEL Where Floor Guide Channel can't be recessed into floor	POA

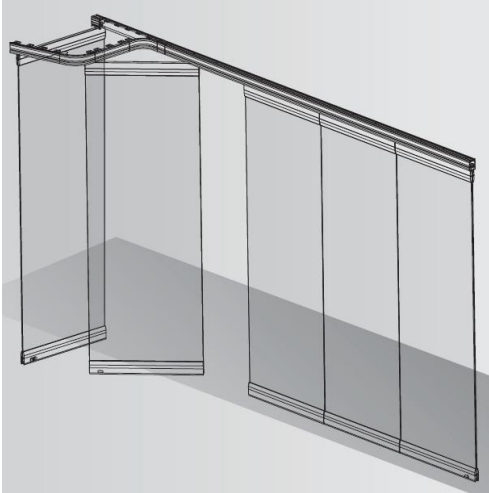
NSI - Non Stock Item

POA - Price on Application

For uneven door sets, the end door can be fitted with latch or lockset shown in Section 3 - Page 3.15

Frameless Glass Sliding/Stacking/Bifold Doors, Canopies & Facades

Geze MSW - Stacking Door System for 10 or 12mm Toughened Glass

PRODUCT	DESCRIPTION	PRICE
	<p>Geze develops, manufactures and supplies manual sliding wall (MSW) systems as transparent room dividers using movable glass elements. The flexible building block system and the intergration of door elements with different functions offers architects and designers a wide range of options. MSW was conceived for Hotels, Conference Halls, Schools, Showrooms, Restaurants, Museums, Banks, Shopping Arcades/Centres, Airports and much more. A maximum panel weight of 150kg can be operated smoothly and with minimum of noise due to the high quality precision ball bearings. The glass elements can be moved into the desired position with a minimum of effort. No drilling of glass panels is required, eliminating the costs for drilling the glass and significantly reducing any associated causes for failure. Cover panels are not clipped on until the fitting work is complete; this provides protection against damage, scratching, etc. and fast easy replacement in case of subsequent damage at a later date.</p>	POA

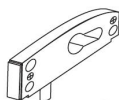
Door weight up to max. 100 kg:
To be fitted with single carriage

Door weight up to max. 150 kg:
To be fitted with double carriage

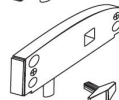


Single lever safety lock

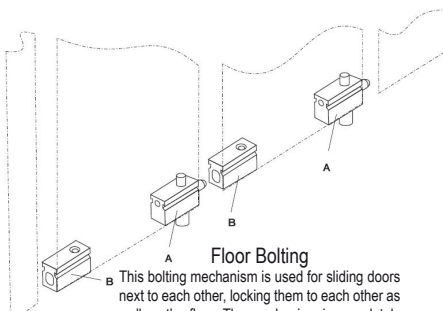
For profile
cylinder



For square nut
with olive handle

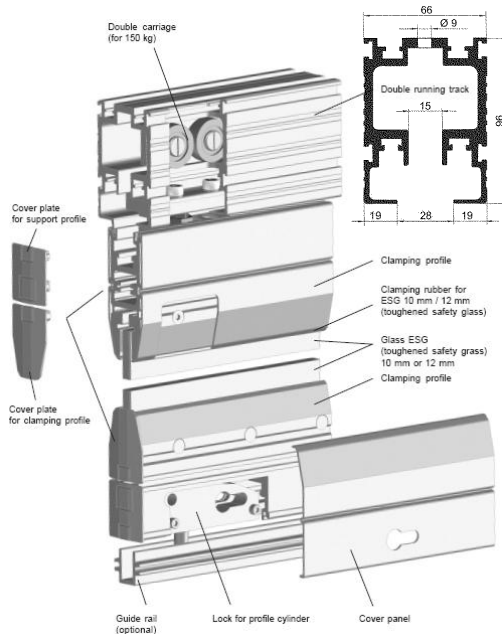


Floor barrel



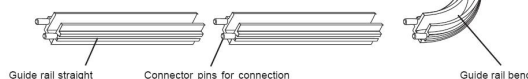
Floor Bolting

This bolting mechanism is used for sliding doors next to each other, locking them to each other as well as the floor. The mechanism is completely integrated into the profile and therefore not visible from the inside or outside.

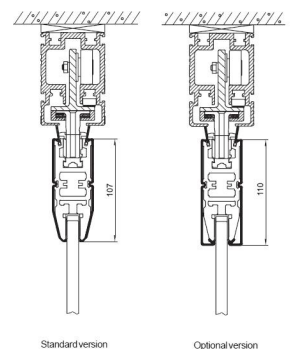


Connection of guide rails
with connector pins

It is generally recommended that a floor guide rail is fitted as it stops the door panels from swinging while they are being moved. The layout of the guide rail is the same as that of the ceiling track.



Cover Plate for
Double Running Track
This is used to close off the
concealed running track at the
parking space end.



Cover Panels

The covers are clipped on to the support and clamping profiles after all assembly work has been completed.

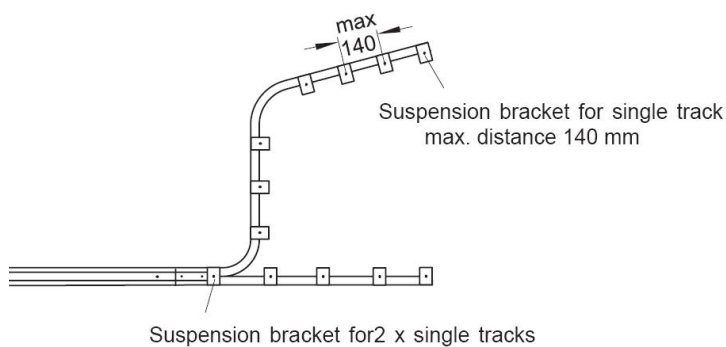
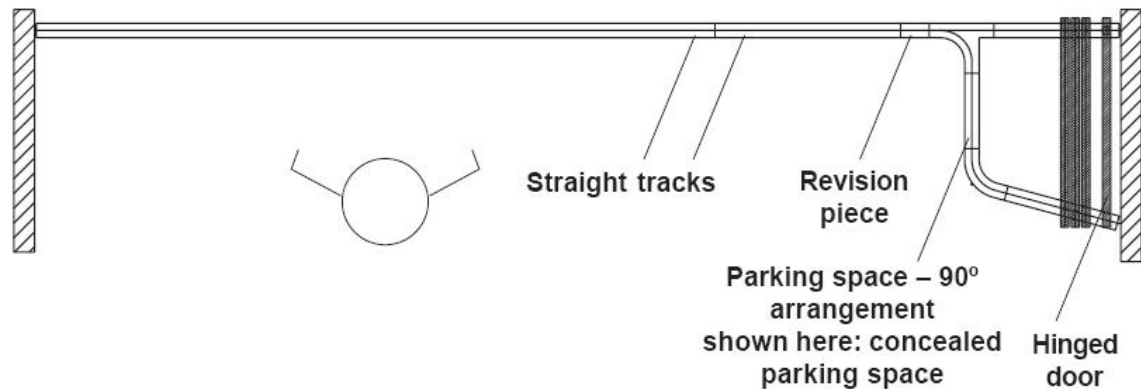
The standard finish of the covers is aluminium with anodising EV1. However, on request we can offer and supply different surface finishes and different colours.

In addition, there are two different shapes of covers available (chamfered or square) but the support and clamping profiles are the same.

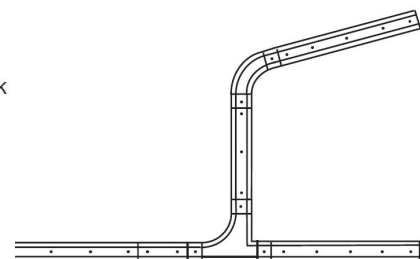
For further details please request the MSW Brochure, Planning & Installation Documents

Frameless Glass Sliding/Stacking/Bifold Doors, Canopies & Facades

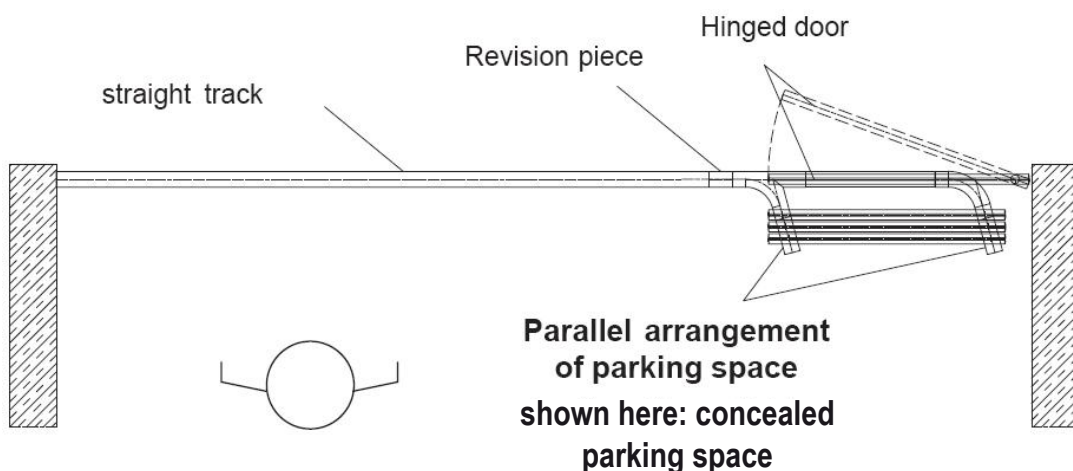
Geze MSW - Stacking Door System for 10 or 12mm Toughened Glass (Parking Spaces)



Open Parking Space



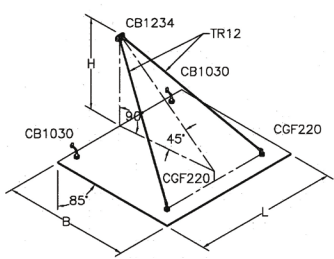
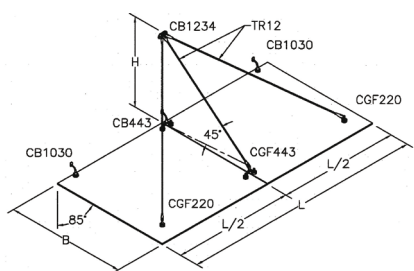
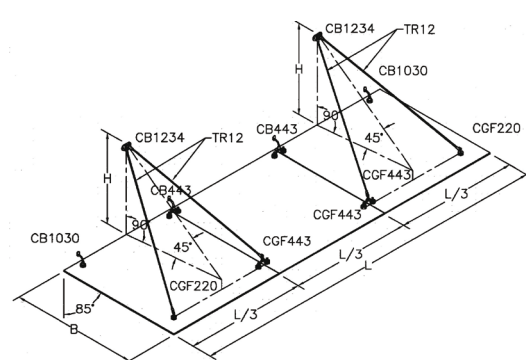
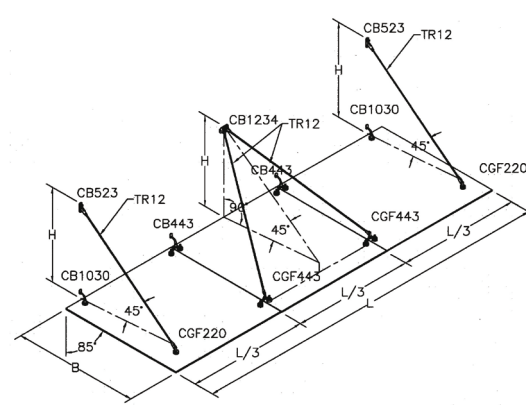
Concealed Parking Space



For further details please request the MSW Brochure, Planning & Installation Documents

Frameless Glass Sliding/Stacking/Bifold Doors, Canopies & Facades



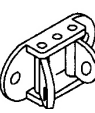
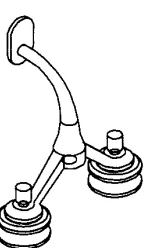


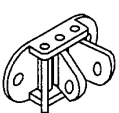
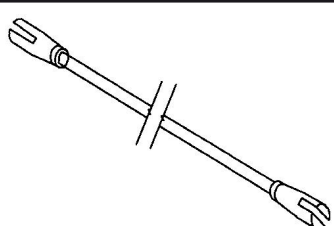
AGA Frameless Glass Canopy Hardware Kits (No Glass Included)

PRODUCT	CODE	DESCRIPTION	316 SSS
	C1-10	L = 1500MM B = 1400MM 10MM GLASS THICKNESS	POA NSI
	C1-12	L = 1700MM B = 1600MM 12MM GLASS THICKNESS	
	C2-10	L = 2600MM B = 1400MM 10MM GLASS THICKNESS	
	C2-12	L = 3000MM B = 1600MM 12MM GLASS THICKNESS	
	C3-10	L = 3700MM B = 1400MM 10MM GLASS THICKNESS	
	C3-12	L = 4300MM B = 1600MM 12MM GLASS THICKNESS	
	C4-10	L = 3700MM B = 1400MM 10MM GLASS THICKNESS	
	C4-12	L = 4300MM B = 1600MM 12MM GLASS THICKNESS	

See following brochure for technical details and glass preparation (please confirm before ordering glass)
POA - Price On Application NSI - Non Stock Item with lead-time of 1-2 weeks into store + delivery

Frameless Glass Sliding/Stacking/Bifold Doors, Canopies & Facades

AGA Frameless Glass Canopy Hardware Components


PRODUCT	CODE	DESCRIPTION	316 SSS
	CB1030	ONE WAY GLASS TO WALL BRACKET	POA NSI
	CB523	ONE WAY WALL TO TIE ROD BRACKET	
	CB1234	TWO WAY WALL TO TIE ROD BRACKET	
	CB443	TWO WAY GLASS TO WALL BRACKET	
	CGF220	ONE WAY TIE ROD TO GLASS BRACKET	
	CGF443	TWO WAY TIE ROD TO GLASS BRACKET	
	CB1235	3 WAY WALL TO TIE ROD BRACKET	
	TR12	TIE ROD WITH FORKS	

POA - Price On Application

NSI - Non Stock Item with lead-time of 1-2 weeks into store + delivery

Frameless Glass Sliding/Stacking/Bifold Doors, Canopies & Facades

Metro Linear 100 - Glass Preparation Drawing

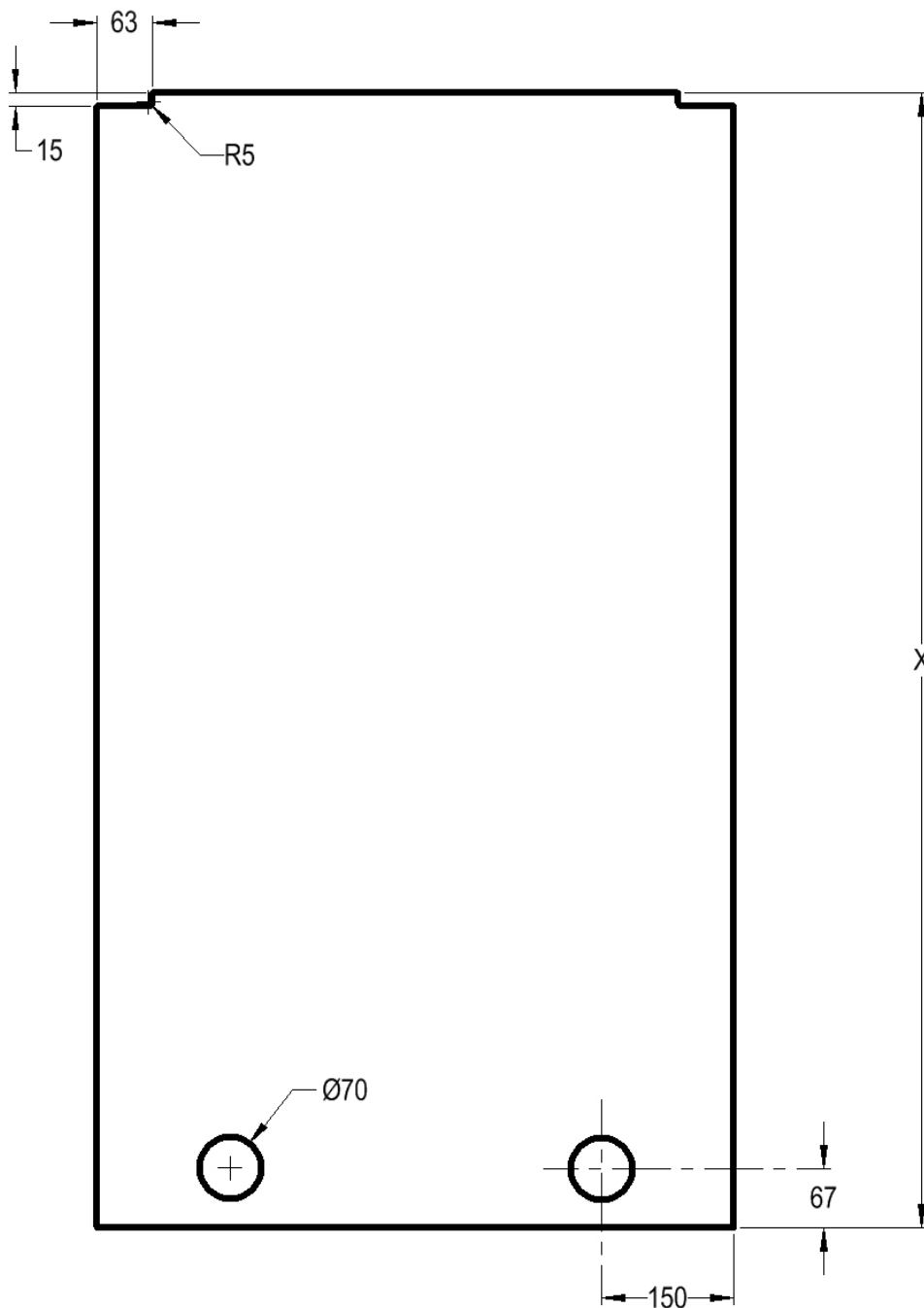


X = height of door , which is the clear opening height - 35mm
(35mm = 15mm clearance under door and 20mm above door)

Note: Allow for selected handle glass preparation

Frameless Glass Sliding/Stacking/Bifold Doors, Canopies & Facades

Metro Linear 153 - Glass Preparation Drawing



X = height of door , which is the clear opening height - 35mm
(35mm = 15mm clearance under door and 20mm above door)

Note: Allow for selected handle glass preparation

Frameless Glass Sliding/Stacking/Bifold Doors, Canopies & Facades

AGA Facade Hardware



Austvision Spider Austfix fittings offer practical unique solutions for suspended frameless glass assembly systems and for posts and mullion facade design.

The Austvision Spider fittings and the Austfix Swivel Head glass clamp units have been tested by University of South Australia which is an authorised testing laboratory.

The Spiders are suitable for suspended frameless glass fin assembly systems which conform to the Australian Standard AS1288-2006 - glass in buildings - "shall have fail safe features in that breakage of any component of the assembly will not initiate progressive collapse of the remainder of the system".

The Austvision Austfix articulated head glass clamping unit is designed to reduce the stress concentration and stress build-up around the glass hole and particularly reduce bending stress at the corner of the glass panel on a point supported system. The result gives improved performance of the glass panel and life time performance of the glass facade system in the building.

