

How to register for Season 2021

Before you get started

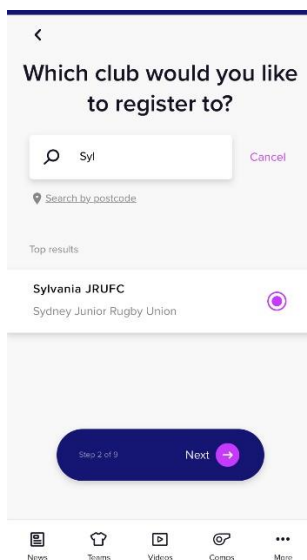
- Download the Rugby Xplorer app or register online <https://myaccount.rugby.com.au/>
- Apply for and download your Active Kids Voucher Here– this gives you \$100 off your Registration.
- If you need further assistance with registration, please email sylvaniabulldogs@gmail.com

How to register:

- Login or create a login for the app (don't worry if you don't remember your password, just

Follow the prompts to reset) <https://myaccount.rugby.com.au/>

- Hit more on the bottom right of the app.
- Press the last menu item "Register"
- If your child was registered last year simply click on their name and hit next (note you must do this process one child at a time.
- If your child has not been previously registered, please hit create a Rugby Linked account and follow the prompts
- Then hit "continue"
- Type Sylvania JRUFC into the search bar and select Sylvania JRUFC from the search results and click "next "



- Enter registration type into the list (note that Coaches, Managers, Committee Members, Assistant Referees and Ground Marshalls also need to register they are Volunteer's).

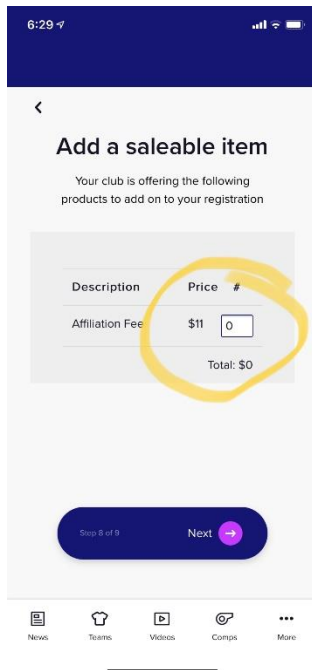
All players should select XV Juniors (including mini's), unless you are registering for 7s then you need to select 7s Junior.

The screenshot shows a mobile application interface for registration. At the top, there is a back arrow and the title 'Registration type'. Below the title, a subtitle reads: 'Select the role that applies to you, choose the registration type and how long you want to register for'. There are three dropdown menus: 'Player', 'XVs Juniors', and 'Duration'. Below these menus, a small text block says: 'If the registration type you are after isn't available please contact your club for more information.' At the bottom of the main content area is a blue rounded button with the text 'Next' and a right-pointing arrow. The bottom navigation bar contains five icons: a document for 'News', a jersey for 'Teams', a video camera for 'Videos', a target for 'Comps', and three dots for 'More'.

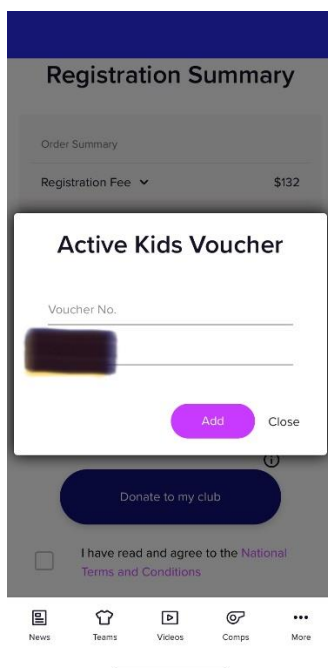
Once complete, hit “next”

- Now You will then be asked for additional details. At this stage you will also be asked if you would like your profile to be private. To be registered correctly you MUST answer no to this question. Once details are complete hit “next”.
- Now enter your child details and your contact details and hit next, there is an option upload a headshot.
- You will then be asked for additional details. At this stage you will also be asked if you would like your profile to be private. To be registered correctly you MUST answer NO to this question. If there is any protection issues around this step please contact the club asap. This will allow your name to appear on team sheets and live results. Once details are complete hit “next”.
- You will now be required to enter emergency contact details. Do so and hit “next”
- At this stage you will be required to enter your child’s school, height and weight. It is vital that you enter there details correctly .If a nonplaying volunteer enter wwc details (note: free to get for volunteers). Once entered hit “next”.

- Saleable items being offered will appear next. This will eventually apply to those playing regular season and Rugby 7s. Mark this as 0, otherwise you will have \$11 added to your costs. Please note this will default to 0 so NO ACTION IS REQUIRED



- Following this is the registration summary. At this stage you can add details of your active kids voucher for a further discount. Click the “Add Active Kids Voucher” link and enter required details. Click “add”, accept the terms and conditions, then click “proceed to payment”



You should receive a conformation email as well as any additional information/action required ie Size for age assessments etc

Any questions or problems please contact Sylvaniabulldogs@gmail.com