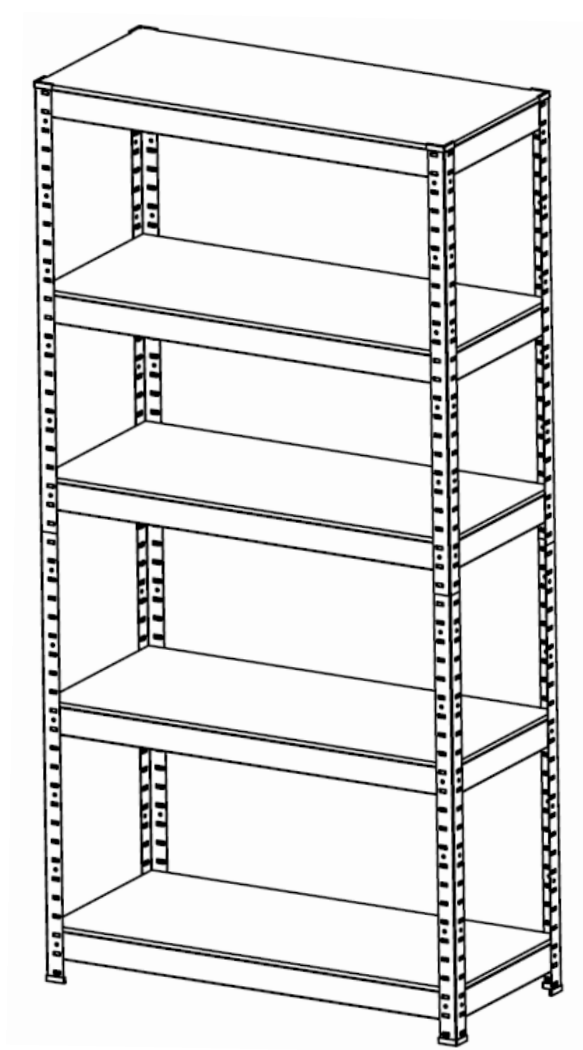


J.BURROWS

• • • • •

ASSEMBLY INSTRUCTIONS

COBALT 5 SHELF METAL SHELVING UNIT JB5TMTLSWE



WARNING!

IT IS STRONGLY RECOMMENDED THAT THIS PRODUCT IS PERMANENTLY FIXED TO A WALL USING THE PROVIDED ANCHOR KIT.

This design and instruction booklet is subject to copyright.
www.officeworks.com.au

1 Carton

For spare parts or hardware call 1300 OFFICE (1300 633 423)

Estimated Assembly Time: 60 minutes

Customer Service Contact Details



Spare Parts & Hardware

1300 OFFICE (1300 633 423)

People Required



General Advice



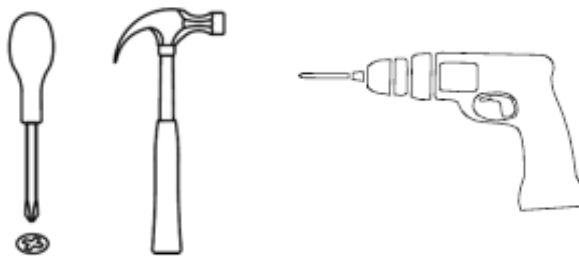
Tools Required



CAUTION: Do not use tools other than those required, as this can damage your new item.

Tools Required

To secure the unit to a wall you need following tools:



NOTE

- Please check you have all hardware before assembling.
- If you are missing any hardware, please contact 1300 OFFICE (1300 633 423) .
- Please ensure you have the name of the item, required hardware part and quantity.
- Please retain your receipt as proof of purchase to validate your warranty.

CAUTION

- Do not use this product unless all couplers and post caps are firmly secured.
- Check that all couplers and post caps are securely in place at least every 4 months.



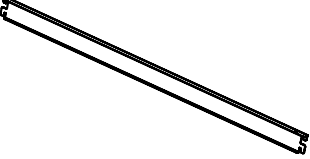
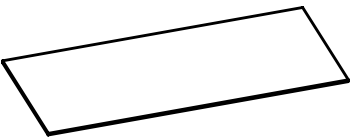
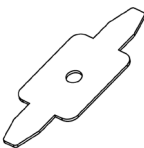

WARNING

- If parts are missing, broken, damaged or worn stop using the product until all repairs are made using manufacturer authorised parts.
- Failure to follow these warnings could result in serious injury.



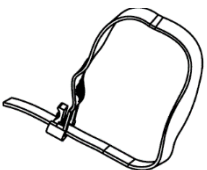

DANGER

- In an environment where infants and children are present, this product should be anchored to a wall or other suitable surface to avoid serious injury.

Parts List / Hardware List

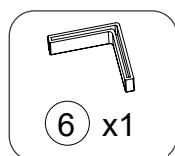
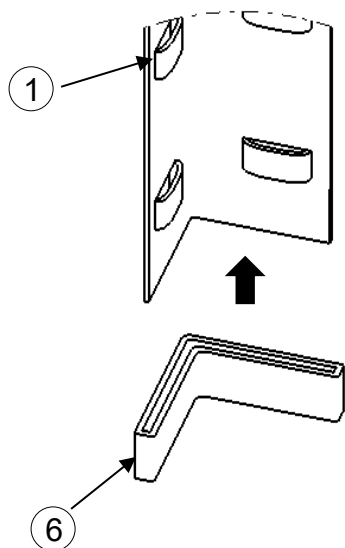
<p>①</p>  <p>Post x8</p>	<p>② Part Number: HWTMTLSSHB</p>  <p>Short beam x10</p>	<p>③ Part Number: HWTMTLSLGB</p>  <p>Long beam x10</p>
<p>④</p>  <p>Shelf x5</p>	<p>⑤ Part Number: HWCOUPTMWE</p>  <p>Coupler x8</p>	<p>⑥ Part Number: HWENDCAPTM</p>  <p>Post cap x16</p>

Included Hardware: Anchor Kit – Part HWANTITIPK

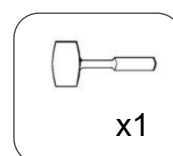
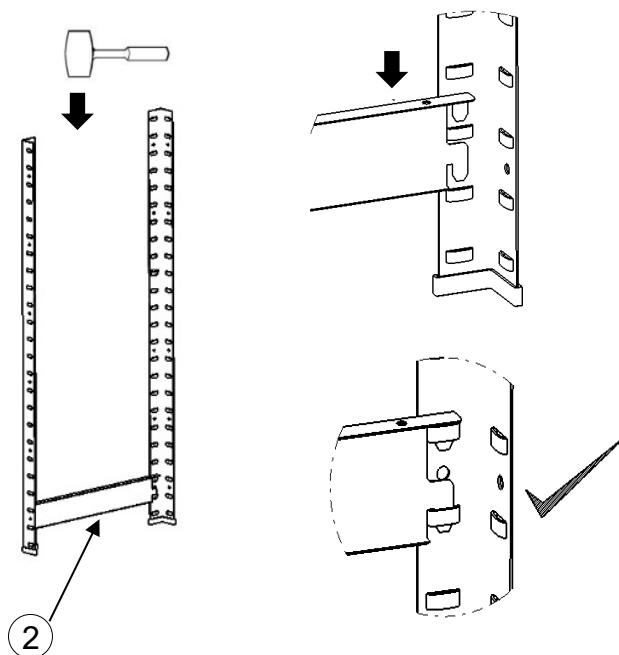
<p>A</p>  <p>ST3.5*38 Screw x4</p>	<p>B</p>  <p>Expansion rubber head plugs x4</p>	<p>C</p>  <p>Nylon cable ties x2</p>
<p>D</p>  <p>Nylon part x2</p>		

Assembly

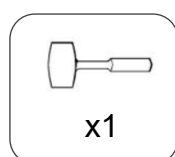
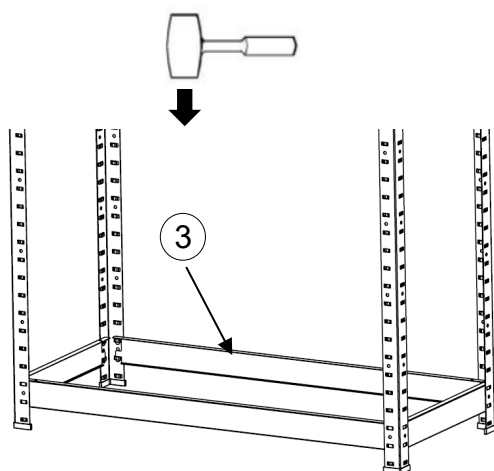
Step 1



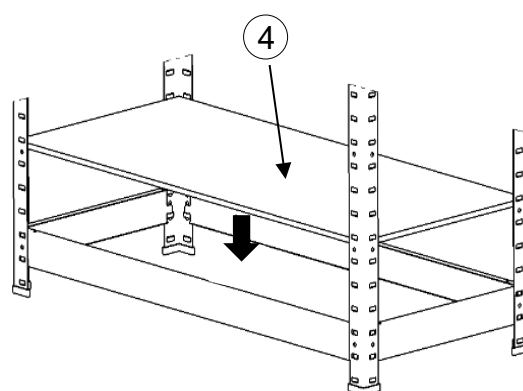
Step 2



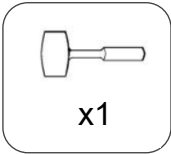
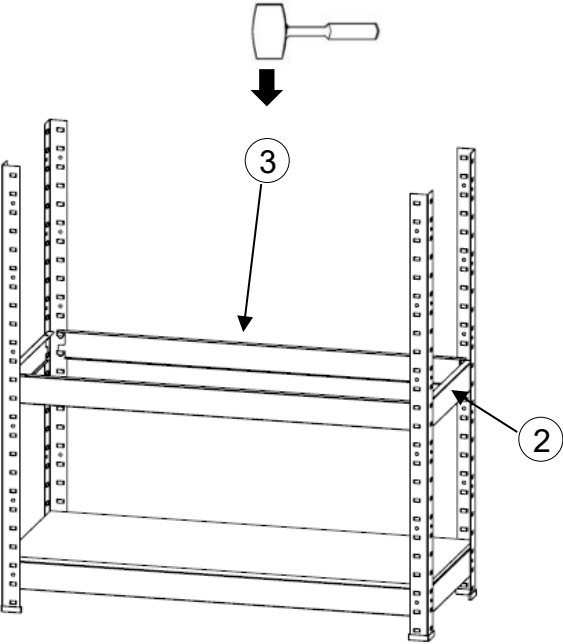
Step 3



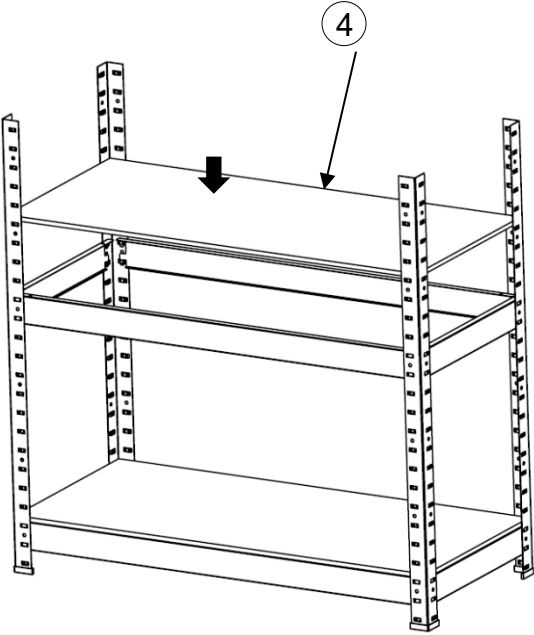
Step 4



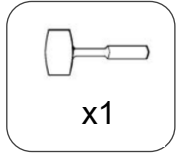
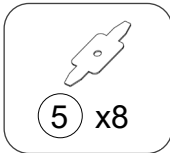
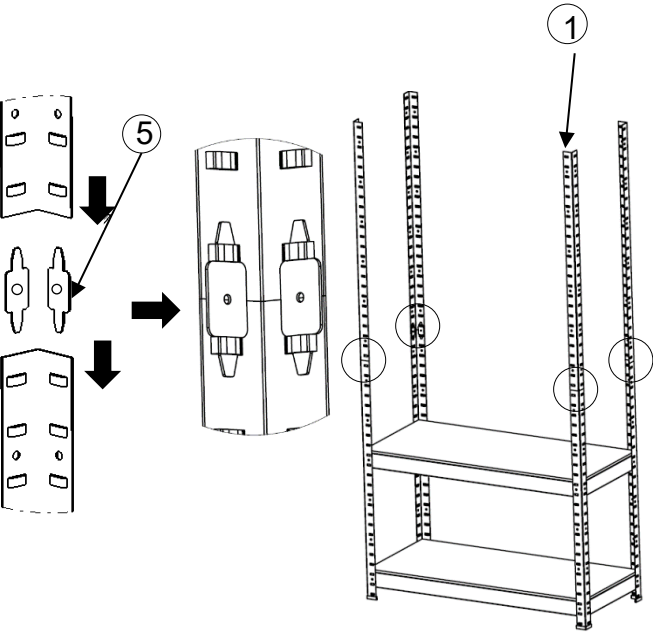
Step 5



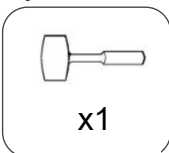
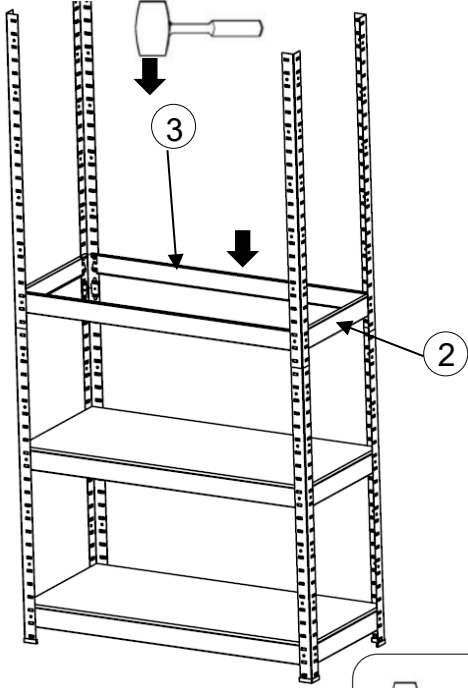
Step 6



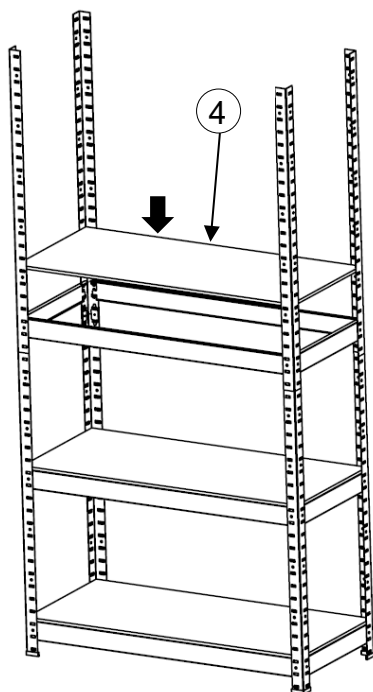
Step 7



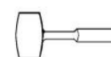
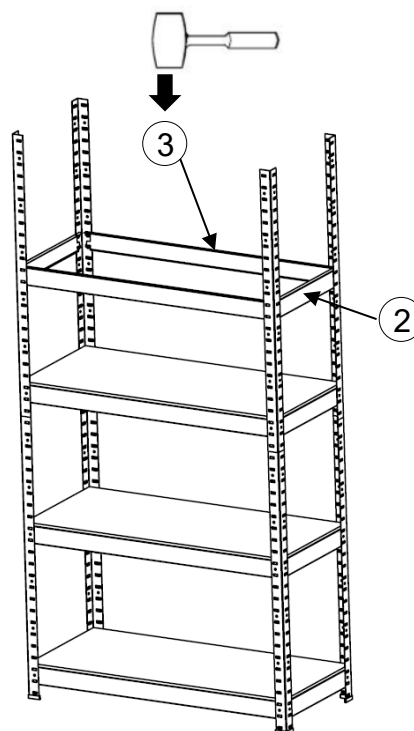
Step 8



Step 9

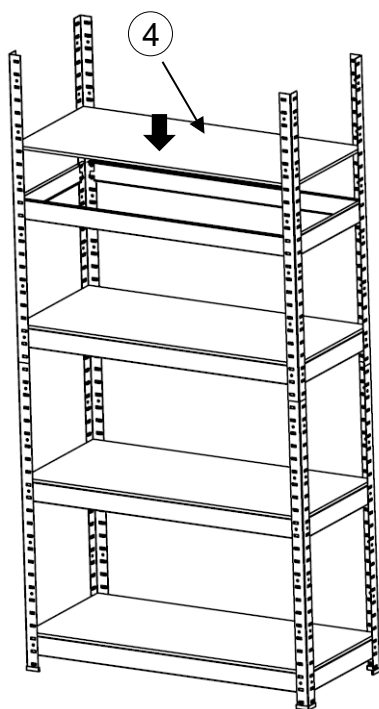


Step 10

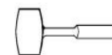
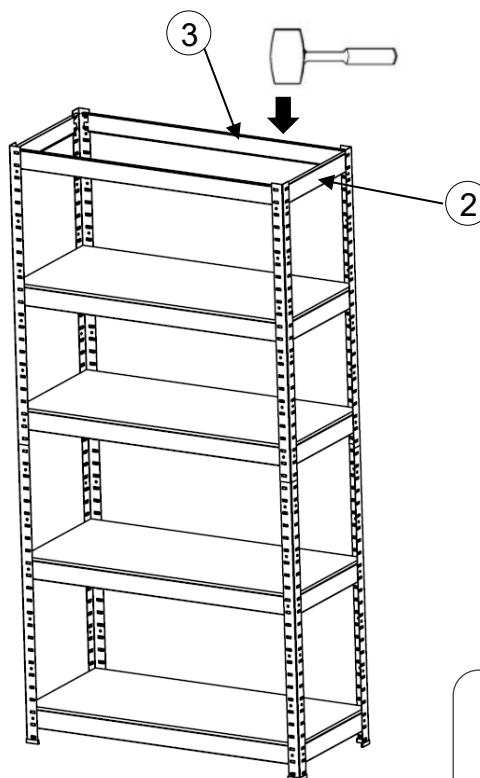


x1

Step 11

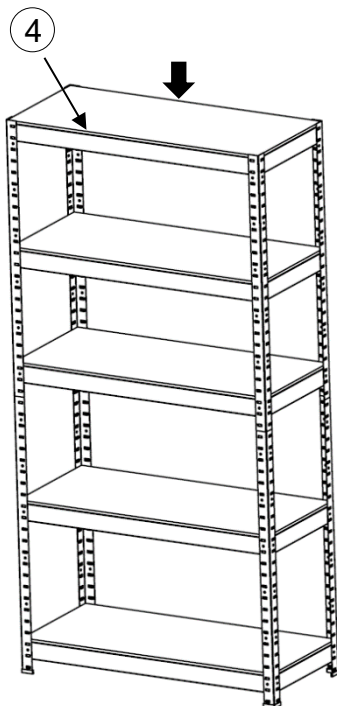


Step 12

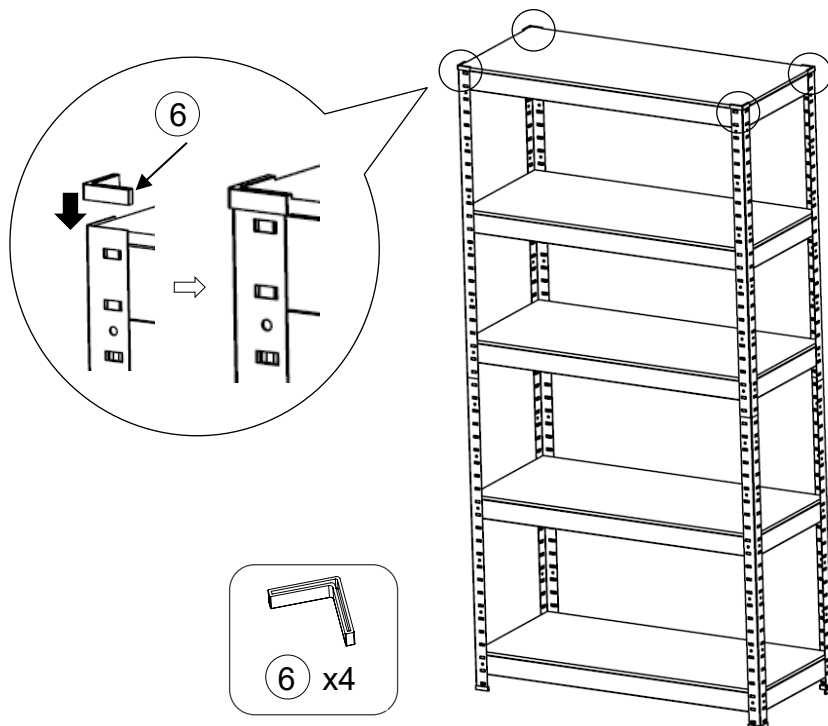


x1

Step 13

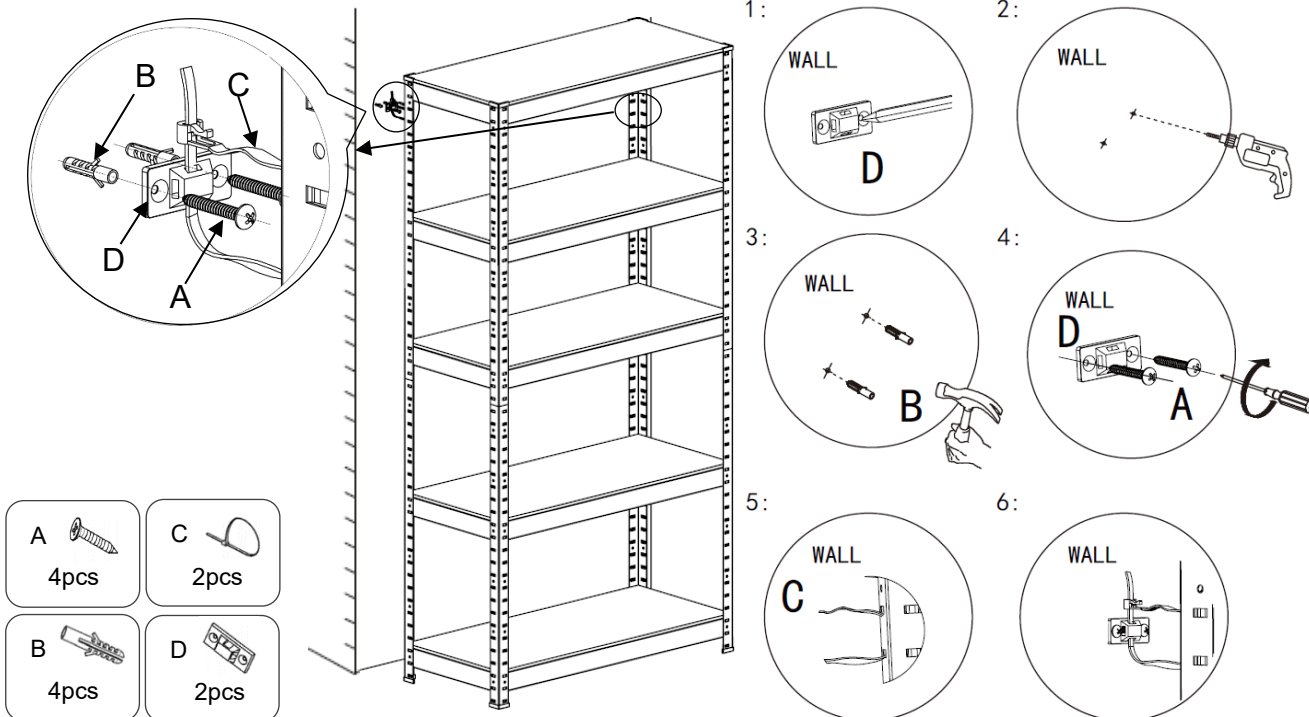


Step 14



Step 15


WALL



WARNING: Serious or fatal crushing injuries can occur from furniture tip-over. To prevent this item from tipping over it must be permanently fixed to wall.

An anchor kit suitable for plaster walls is included with this item. Different wall materials may require a different anchor kit. If necessary, seek independent advice on suitable anchor kits or wall safety straps.

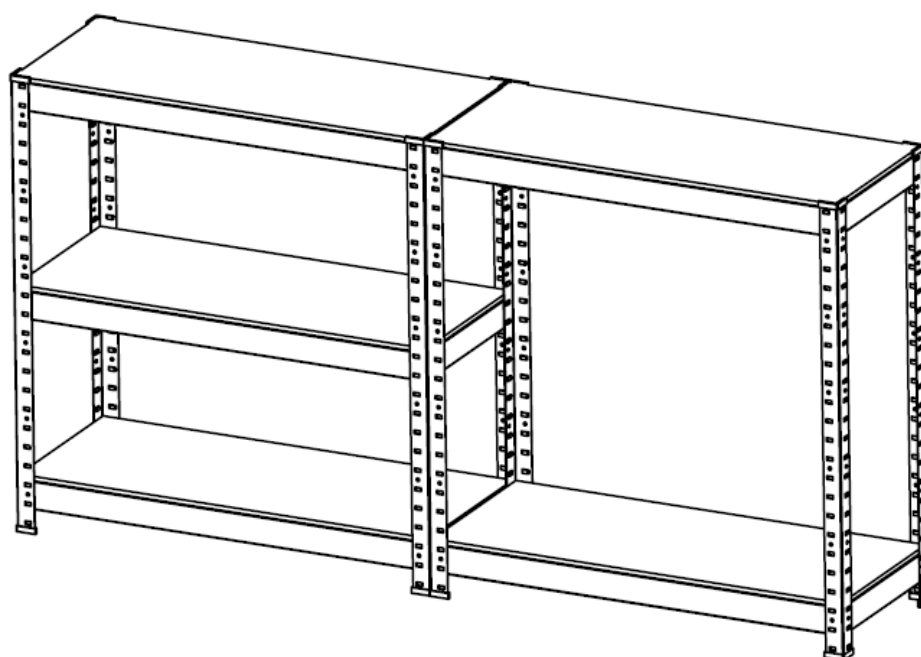




CAUTION !

- The shelving unit is designed to carry up to 90kg per shelf.
- The product is intended to hold the maximum weight indicated. Exceeding the maximum weight will result in instability and may cause injury
- Place items onto shelves with weight evenly distributed across the shelf to the edges. Do not overhang at sides as this can affect the stability of the unit

Also can be assembled as workbench



Warranty 3 years

Product Warranty– valid for Australian customers only

Officeworks Ltd warrants that this product will be free from defects and work as intended for 3 years from the date of purchase by the original customer.

If the product has any defects or does not work as intended during the Warranty Period, Officeworks will, at its election and at its expense, repair or replace the product.

This warranty does not apply:

- To cosmetic damage;
- To damage caused by consumables used in connection with the product (such as cleaning products);
- Where the product has not been used in accordance with all provided instructions;
- To damage arising from fair wear and tear;
- Where the product has not been subject to reasonable use;
- Where the product has been intentionally or negligently damaged; and/or if the customer has attempted to repair the product.

To make a claim under this warranty, please return your product with your receipt or proof of purchase to your nearest Officeworks store or contact 1300 633 423.

This warranty is provided in addition to any rights you may be entitled to under the Competitions & Consumer Act 2010.

Our goods come with guarantees that cannot be excluded under the Australian Consumer Law. You are entitled to a replacement or refund for a major failure and compensation for any other reasonably foreseeable loss or damage. You are also entitled to have the goods repaired or replaced if the goods fail to be of acceptable quality and the failure does not amount to a major failure.



Thank you for your purchase. Please retain your receipt to validate warranty.

If you would like to know more about our furniture products, please visit www.officeworks.com.au