

Instruction Manual

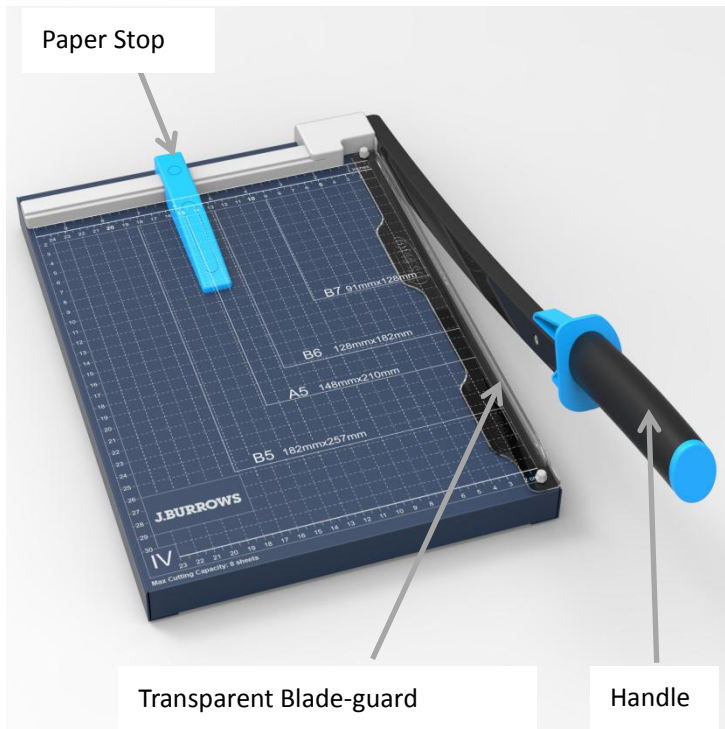
J.BURROWS

.....

J.Burrows A4 Paper Guillotine

JBGL410

Version: 201709



Read all instructions before use. Keep for future reference.

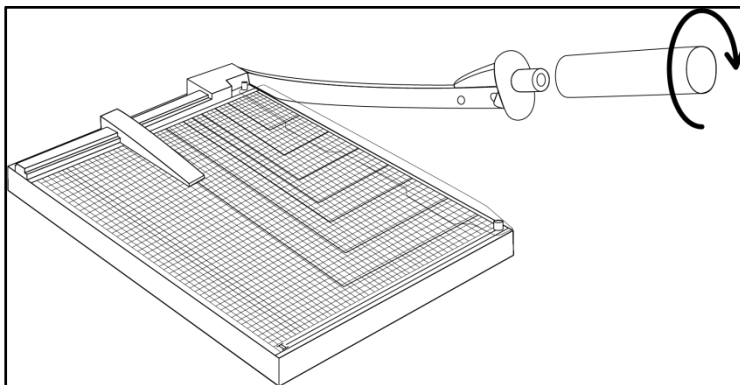
Officeworks Ltd. | 236-262 East Boundary Road | East Bentleigh | 3165 | AUSTRALIA

J.Burrows Guillotine

Model	JBGL410
Max. paper size	A4
Cutting length	320mm
Max cutting capacity (80gsm paper)	8
Cutting table	250x320mm
Dimensions	350x300x60mm
Weight	2.20kgs

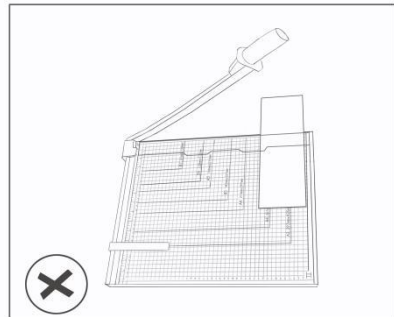
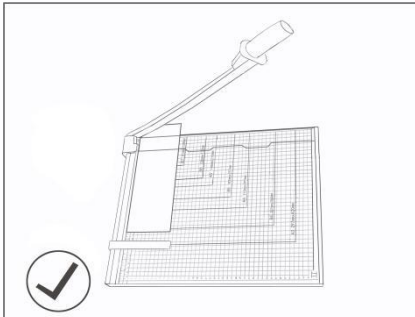
INSTRUCTION

Before starting to use this paper guillotine, install the handle by rotating as shown in image below.



Place the guillotine on a stable flat surface. Lift the blade up to its maximum position. Place the paper on the guillotine underneath the transparent blade-guard, and then lower the blade.

Note: Place the paper into the position as shown in images below to start cutting paper.

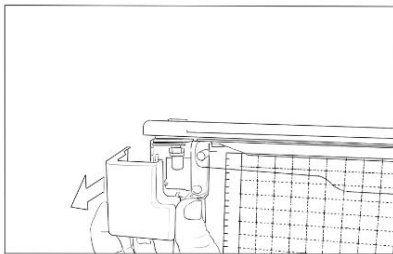


MAINTENANCE

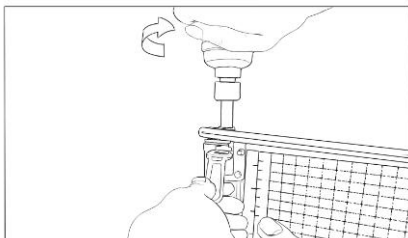
- Clean guillotine with a dry cloth. Never use solvents or water. To prolong the life of the blade, it is recommended to regularly wipe it down with silicone fluid, liquid Vaseline or other rust-preventative oil.

- Should the blade loosen, follow the 2 below steps to tighten the blade:

[A] Use a screwdriver to dismantle the grey part as shown in the image below.



[B] Use a hex screwdriver to tighten the screw bolt with one hand, while using a wrench to hold the nut in place with the other hand. See image below.





NOTE

- When not in use, the guillotine blade should be placed down (in horizontal position).
- Using more than the recommended amount of paper could cause permanent damage to the blade.
- This product is intended for cutting of paper. Do not use the product for any other purpose.
- This product is not intended for use by children. Keep product out of reach of children.

To avoid damage to the product:

- Remove paper clips and staples from paper before cutting paper.
- Do not expose product to humidity, water or other liquids.

During use, the protective black coating of the blade may wear off over time.

To avoid possible severe personal injury:

- Always operate the product on a flat, level and steady surface to avoid overturning.
- Always operate the guillotine with the transparent blade-guard in place.
- Never carry the guillotine by the blade.
- Never carry the guillotine by the cutting handle.