

LOG PRICE INDICATOR

EXPORT
(NZ\$/TONNE)

122

↓ PRUNED
(NZ\$/TONNE)

173

↑ UNPRUNED
(NZ\$/TONNE)

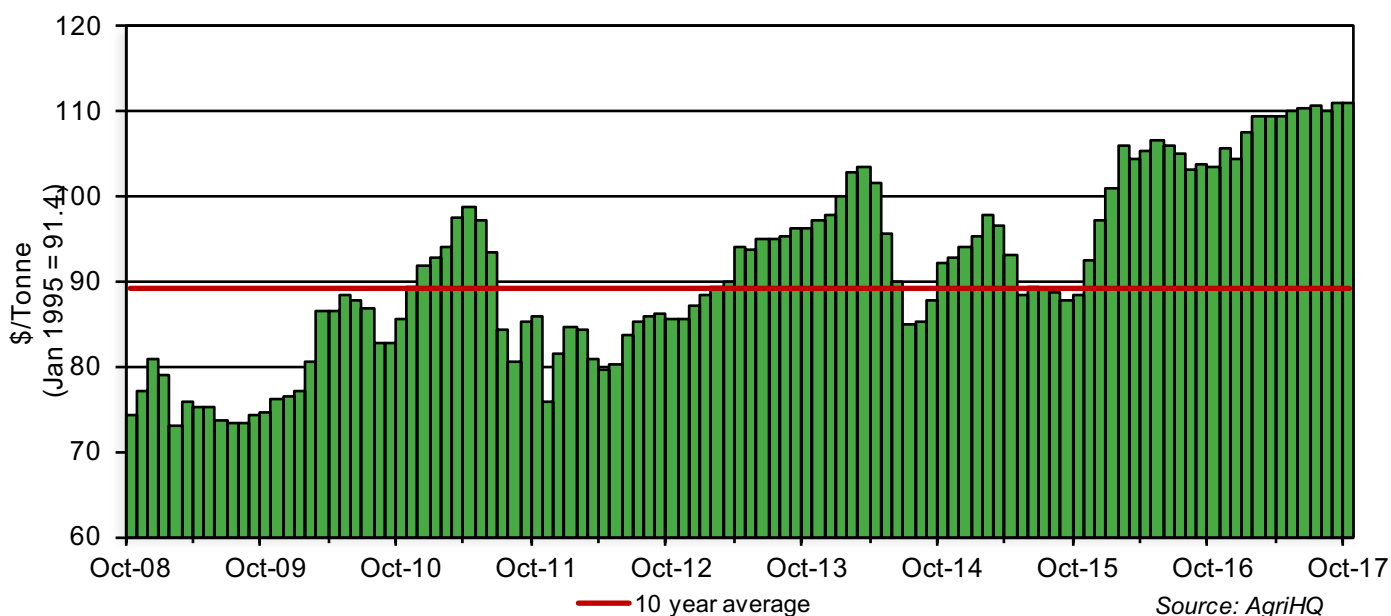
122

PULP
(NZ\$/TONNE)

49

10 Year Combined Log Indicator

Combination of pruned, unpruned and pulp indices for New Zealand

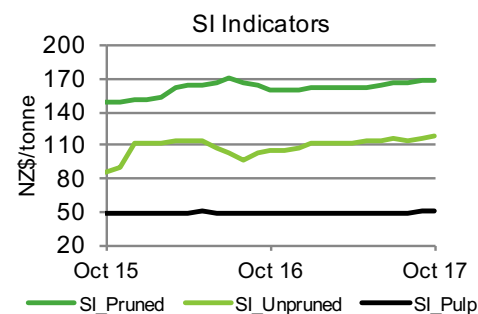
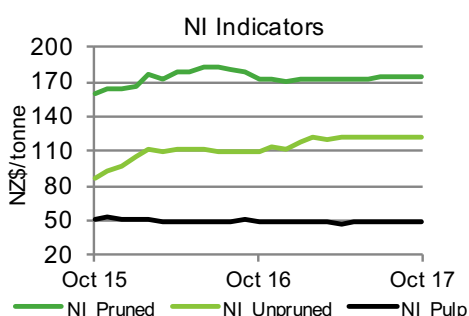
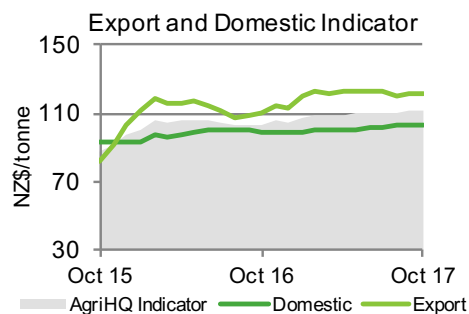


Log Indicator Trends

	This month	1 mth ago	3 mths ago	6 mths ago	12 mths ago	2017		Yearly Median		
						High	Low	2016	2015	2014
North Island										
Pruned	174	175	174	172	173	175	171	177	158	145
Unpruned	122	122	122	121	110	122	117	110	91	100
Pulp	48	48	49	47	49	49	47	49	51	49
Combined	111	111	111	110	104	111	108	105	92	94
South Island										
Pruned	169	168	166	163	160	169	162	163	146	136
Unpruned	118	117	115	113	105	118	112	107	89	91
Pulp	51	51	49	49	49	51	49	49	48	49
Combined	109	108	107	104	99	109	104	101	87	88
New Zealand										
Pruned	173	174	173	171	171	174	170	174	156	143
Unpruned	122	121	121	120	109	122	117	111	91	98
Pulp	49	49	49	47	49	49	47	49	50	49
Combined	111	111	111	109	103	111	108	105	91	93

Log indicator trends

	This month	1 mth ago	3 mths ago	6 mths ago	12 mths ago	2017		Yearly Median		
						High	Low	2016	2015	2014
New Zealand										
Domestic	104	104	102	100	99	104	99	99	93	91
Export	122	122	124	123	110	124	120	114	88	97



The AgriHQ Log Price Indicator is a measure of the price change of New Zealand pine logs. The indicator is produced monthly by AgriHQ from data obtained from exporters, local mills, brokers and consultants. The indices are derived from a range of prices and grades pertaining to the main forest regions in each island. All prices are on a delivered to mill or wharf basis. Each indicator is weighted by grade, with the New Zealand Indicator also weighted between the North and South Island.

Log Indices (NZ\$/tonne)	North Island	South Island	New Zealand
Pruned ¹	173.9	168.6	173.4
Unpruned ²	122.2	117.7	121.7
Pulp ³	47.8	50.9	48.5
Combined ⁴	111.4	108.6	111.2

¹ 1995 NI Base = 196.0, SI Base = 183.1, NZ Base = 194.1

² 1995 NI Base = 76.2, SI Base = 73.4, NZ Base = 75.9

³ 1995 NI Base = 32.0, SI Base = 37.5, NZ Base = 33.1

⁴ 1995 NI Base = 83.1, SI Base = 80.9, NZ Base = 82.9

Exports and domestic indicator weightings			
P1	18%	Export Pruned	4%
P2	5%	A Grade	46%
S1	30%	J/K Long	25%
RndWd	5%	K/J/C Short	15%
Pulp	42%	KI	10%

Index Weightings		North Island	South Island
Pruned	P1	0.72	0.72
	Export Pruned	0.1	0.1
	P2	0.18	0.18
Unpruned	A Grade	0.31	0.3
	J/K Long	0.17	0.11
	K/J/C Short	0.1	0.1
	KI	0.07	0.12
	S1/S2	0.3	0.32
	Roundwood	0.05	0.05
Pulp	Pulp	1	1
Combined	Pruned	0.15	0.15
	Unpruned	0.6	0.6
	Pulp	0.25	0.25
Regions	Northern	0.66	0.7
	Southern	0.34	0.3
New Zealand	Combined	0.81	0.19

Currency trends

	This month	1 mth ago	3 mths ago	6 mths ago	12 mths ago	2017		Yearly Median		
						High	Low	2016	2015	2014
NZD/USD	0.71356	0.72122	0.7321	0.6953	0.7098	0.7321	0.6847	0.711	0.6881	0.84215
NZD/AUD	0.9112	0.9031	0.9467	0.9255	0.9371	0.9558	0.9031	0.9402	0.9231	0.9231
NZD/KRW	806.8	817.3	832.643	789.475	802.053	844.257	768.93	802.9165	788.0836	885.64975

*currency as at Friday last week

Disclaimer: This report is published by NZX Rural Limited ("NZX Agri") for your information only. This report does not constitute an offer, solicitation or recommendation to acquire or dispose of any investment or financial product. No part of this publication may be redistributed or reproduced in any form or by any means or used to make any derivative work without written permission from NZX Agri. NZX Agri (including its group companies and each of their directors, officers, employees and contractors) shall not be liable (except the extent strictly required by law) for the use of the information contained in this report, however arising. This report is published with due care and attention, but NZX Agri and its group companies accept no liability in relation to the completeness, accuracy or timeliness of this report and its contents.