

Ground Level Particulate Notification Report - 02 August, 2020

Adelaide Brighton Cement, Birkenhead Works
62 Elder Road, Birkenhead, SA 501
EPA Licence No: 1126

Summary

The 24-hour average particulate matter monitoring data collected at the Community Park and Gunn Street monitoring sites during 02 August, 2020 is shown in [Table 1](#) below. The data indicates that:

- The 24-hour average PM_{2.5} concentration measured at Gunn Street of 32.2 µg/m³ exceeded the EPP Air criterion of 25 µg/m³

Table 1: Monitoring Summary

Monitoring Location	Pollutant	24-hour average (µg/m ³)	EPP Air Criterion (µg/m ³)
Community Park	PM ₁₀	24.2	50
	PM _{2.5}	19.7	25
Gunn Street	PM ₁₀	33.3	50
	PM _{2.5}	32.2	25

A significant increase in PM_{2.5} particulate levels measured on the Gunn Street monitor between 4 pm and 7.30 pm resulted in the 24-hr average PM_{2.5} criteria exceedance. Calm to low wind speed and wind directions from the SSW and SSE, were also observed at this time. The significant increase in particulate level did not occur on the Community Park and ABC onsite monitors, which indicates the source was located close to the Gunn Street Monitor and not related to activities on the ABC site.

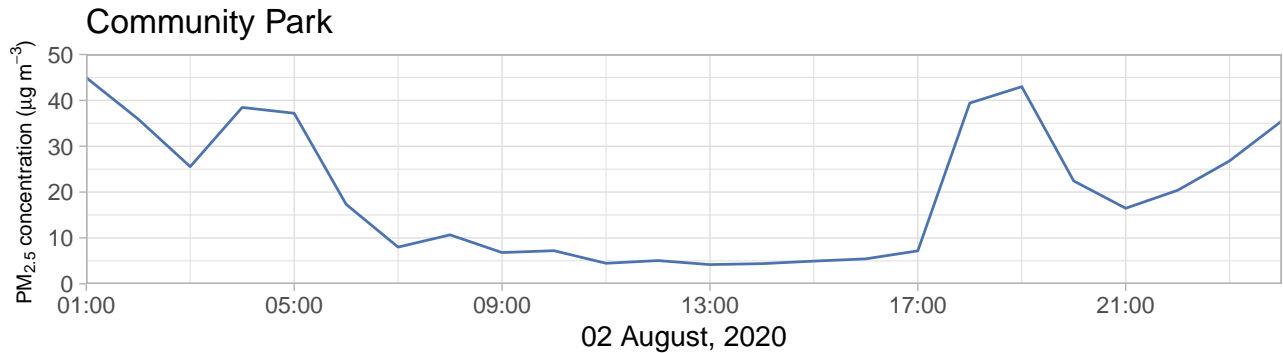
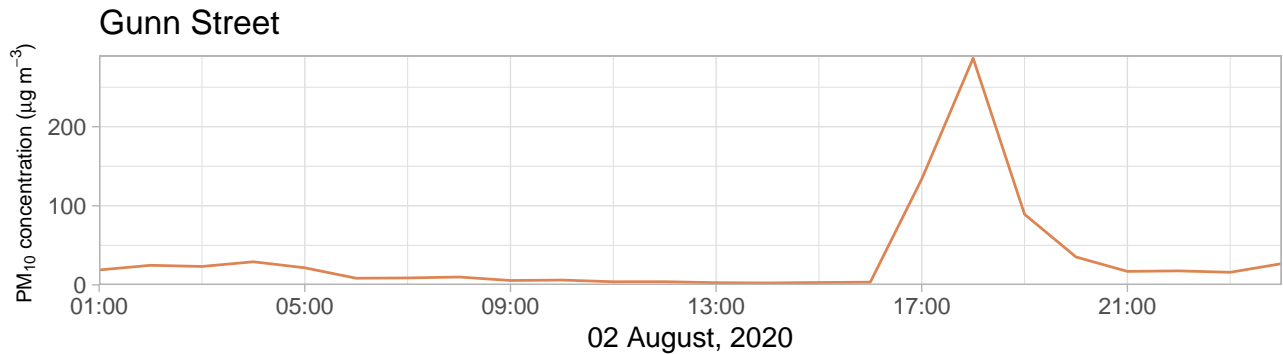
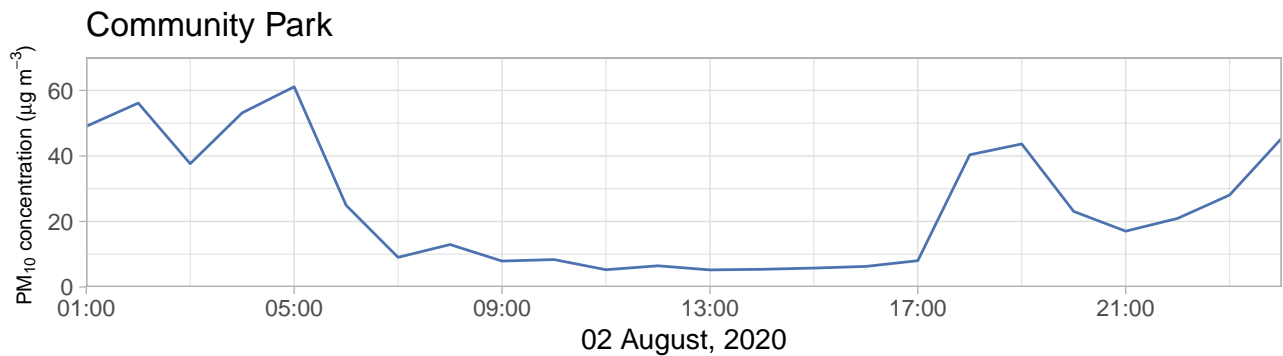
Community Monitoring

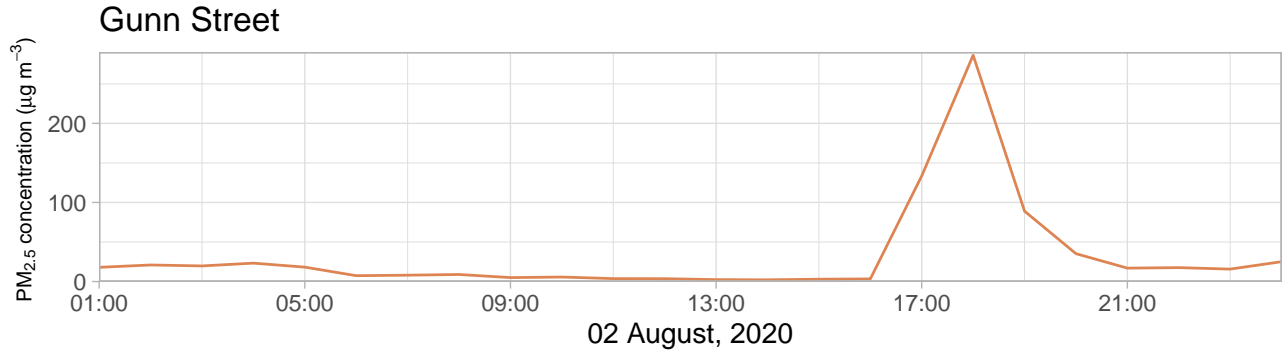
Monitoring data collected at the community monitoring sites is presented in this section.

The table below shows the proportion of PM₁₀ and PM_{2.5} measured at each monitor, according to the average wind direction at the time of monitoring.

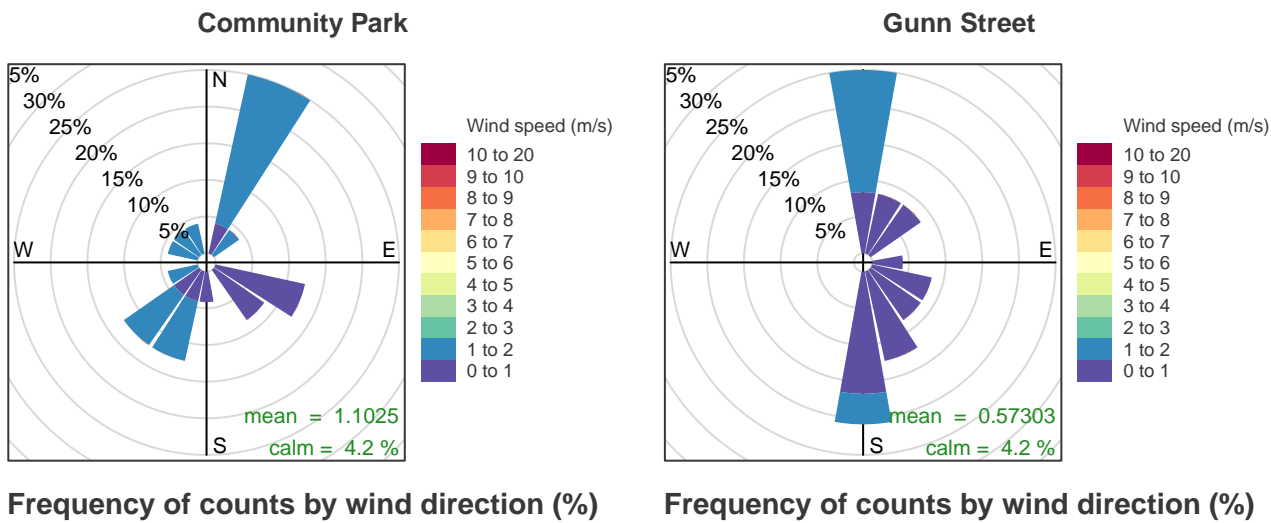
Monitoring Location	Direction	PM ₁₀ proportion (%)	PM _{2.5} proportion (%)
Community Park	From direction of ABC (WD < 180)	67	61
Community Park	From other direction (WD > 180)	33	39
Gunn Street	From direction of ABC (WD < 180)	100	100

The figures below show the time series of 1-hour average measurements throughout 02 August, 2020

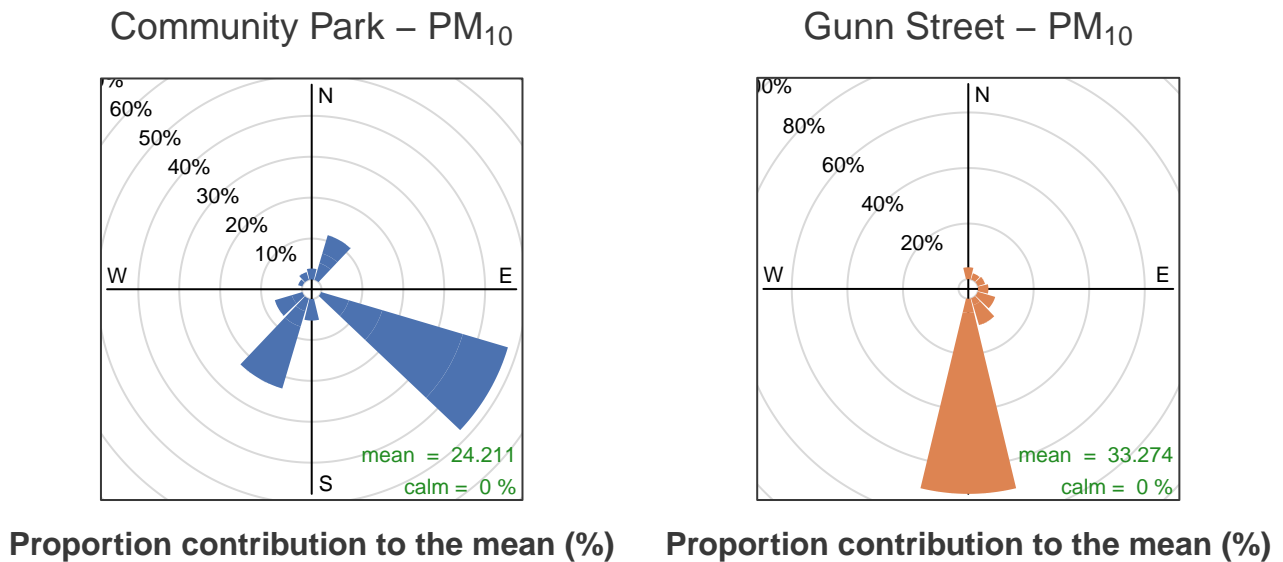




The figures below show wind roses summarising the period 02 August, 2020.



The figures below show dust roses summarising the period 02 August, 2020



Recent air quality data measured by ABC or EPA is indicative only and may be affected by instruments not working correctly, power failures and the like. Data is published directly from the monitors and will be validated at a later date.