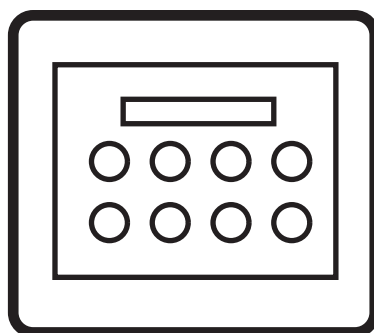




VIRON CONNECT
POOL AND SPA CONTROLLER



Viron Connect System Firmware Versions



www.astralpool.com.au

Consumer Care Centre Number: 1300 186 875

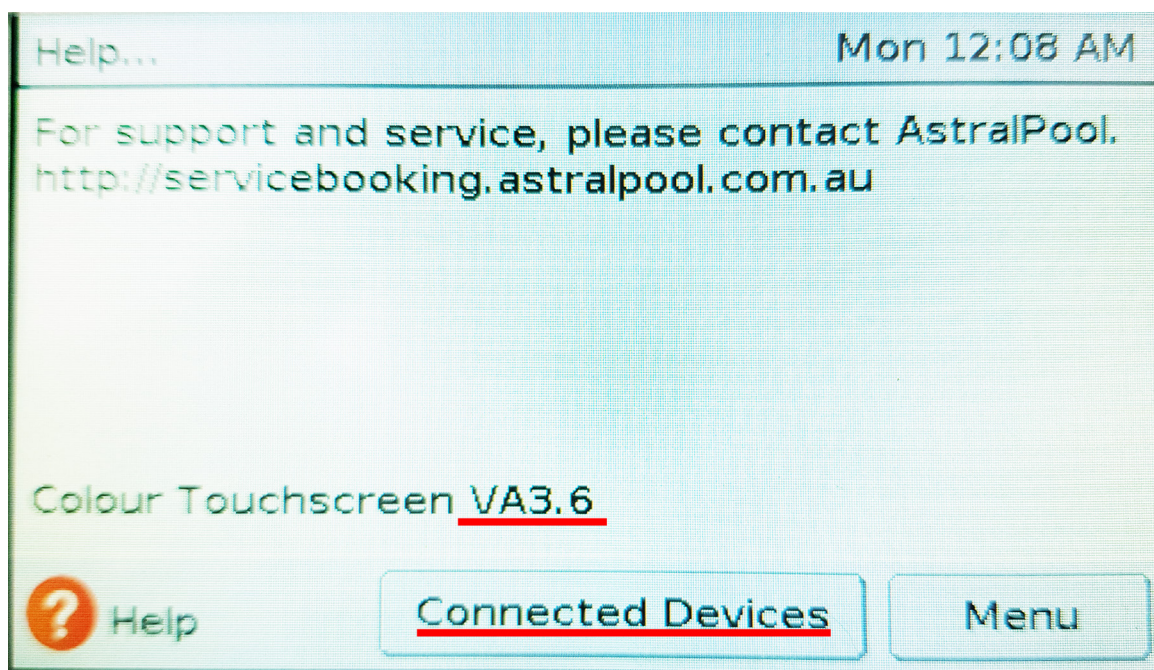
How to find out your Viron Connect system firmware versions

Prior to installing new Firmware you need to know what your current firmware version is.

On the Touchscreen, from the main menu, press the “Help” button.



From this screen you can see the firmware version of the Touchscreen. VA3.6



If your Touchscreen firmware is greater than V1.7, you will be able to see which devices are connected.


If your Touchscreen firmware is lower than V1.7, you should load the latest applicable Touchscreen firmware before proceeding.

If you then press on “Connected Devices” you can see the firmware version of other devices in the system.

Help... Mon 12:08 AM

Device	Version
Connect 8/10	2.3
Internet Gateway	4.0
Viron Chlorinator	5.42

Page: 1/1

 Help

Menu

When downloading firmware updates, take care to download the appropriate firmware version for your system.

e.g. Touchscreen V3.6 firmware can only be used to replace firmware version V3.0 and above etc.



www.astralpool.com.au

Consumer Care Centre Number: 1300 186 875