

Goodna QLD 4300



Prepared on: 16 July 2025
Prepared by: Gary and Miriam

Raine & Horne[®]

CoreLogic



21km

Distance from GPO



10.4k

Population

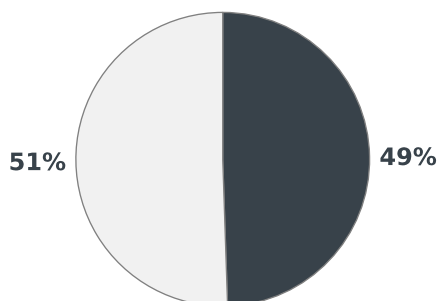
0.7%

5 year population change

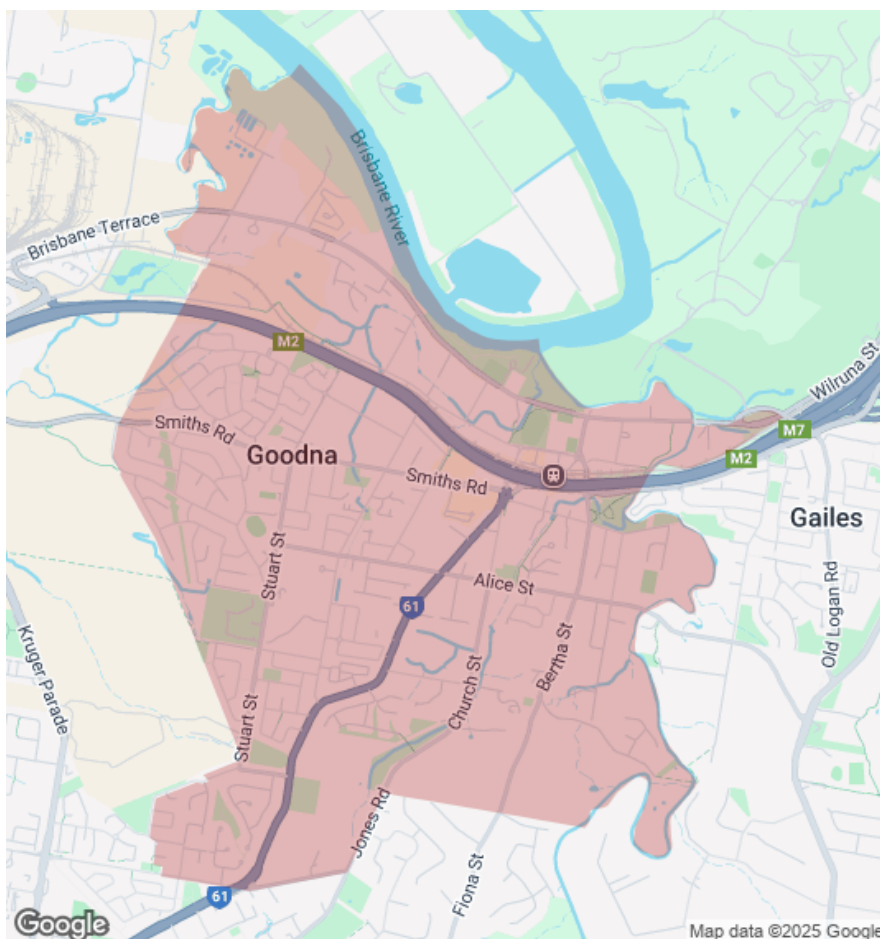


11 years

Average length of ownership



Owner Occupiers
 Renters



The size of Goodna is approximately 7.9 square kilometres. It has 27 parks covering nearly 10.5% of total area. The population of Goodna in 2016 was 10461 people. By 2021 the population was 10391 showing a population decline of 0.7% in the area during that time. The predominant age group in Goodna is 0-9 years. Households in Goodna are primarily couples with children and are likely to be repaying \$1000 - \$1399 per month on mortgage repayments. In general, people in Goodna work in a labourer occupation. In 2021, 47.50% of the homes in Goodna were owner-occupied compared with 44.40% in 2016.

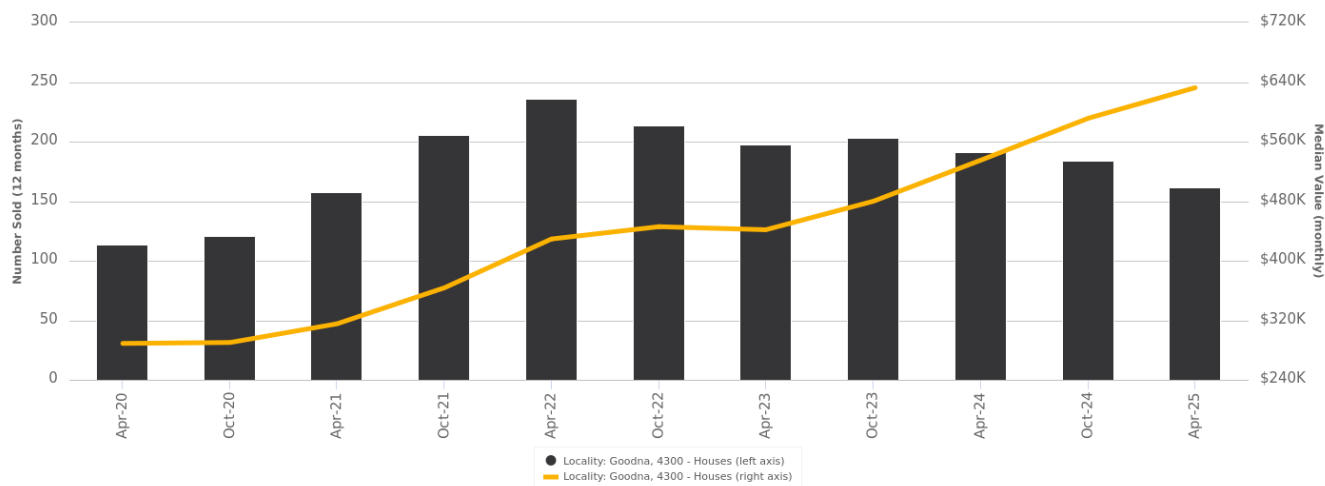
| | Total dwellings | Total new listings* | Median Value | Total number currently listed |
|--|-----------------|---------------------|--------------|-------------------------------|
| | 3,115 | 123 | \$648,267 | 22 |
| | 546 | 33 | \$528,902 | 7 |

*Total number of unique properties listed for sale over the past 12 months.

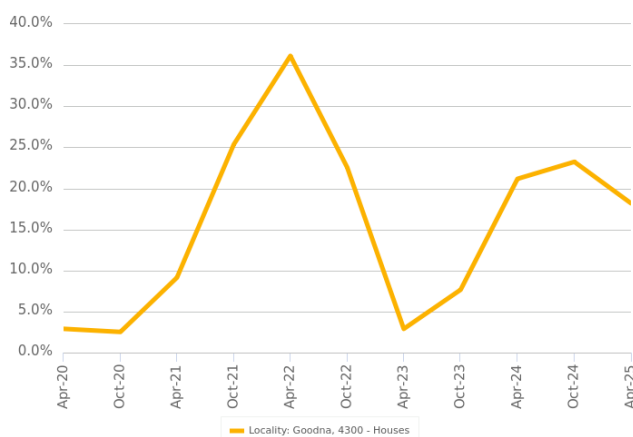


Houses: For Sale

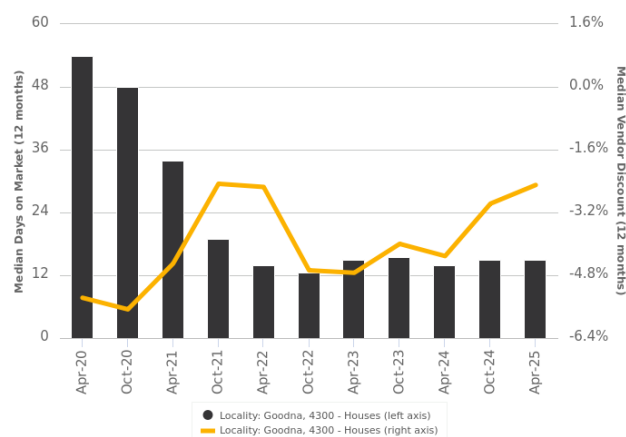
Number Sold vs. Median Value (monthly)



Change in Median Value



Median Days on Market vs. Median Vendor Discount



\$\$\$

Upper Quartile Price*

\$700,000

The 75th percentile sale price of sales over the past 12 months within the suburb.

\$\$

Median Price*

\$630,000

The middle sale price of all transactions recorded over the past 12 months within the suburb. Note that sale prices lower than \$10,000 and higher than \$80,000 are excluded from the analysis.

\$

Lower Quartile Price*

\$530,000

The 25th percentile sale price of sales over the past 12 months within the suburb.

*Statistics are calculated over a rolling 12 month period

Houses: Market Activity Snapshot

On The Market

 2



6/15 Mill Street Goodna QLD 4300

Listed on 09 Jul 2025
Offers Invited!

 2
BEDROOMS

 1
 1
 103m²

44 Stuart Street Goodna QLD 4300

Listed on 08 Jul 2025
Under Contract

 2
 1
 782m²

 7



11 Edna Street Goodna QLD 4300

Listed on 15 Jul 2025
Offers Invited!

 3
BEDROOMS

 2
 1
 612m²

2 Stuart Street Goodna QLD 4300

Listed on 15 Jul 2025
Contact Agent

 4
 1
 701m²

 6



12 Andrew Walker Drive Goodna QLD 4300

Listed on 15 Jul 2025
FOR SALE

 4
BEDROOMS

 2
 2
 711m²

5 Mulholland Place Goodna QLD 4300

Listed on 15 Jul 2025
FOR SALE

 2
 2
 600m²

Recently Sold

 3



63 Redbank Plains Road Goodna QLD 4300

Sold on 16 May 2025
\$585,000

 -
 2
 665m²

22 Smiths Road Goodna QLD 4300

Sold on 09 May 2025
\$882,000

 1
 1
 746m²

 35

20 Arkins Crescent Goodna QLD 4300

Sold on 11 Jul 2025
\$740,000*

 1
 2
 617m²

13 Cramp Street Goodna QLD 4300

Sold on 11 Jul 2025
\$625,000*

 1
 1
 607m²

 31



2 Simpson Court Goodna QLD 4300

Sold on 15 Jul 2025
\$762,500*

 2
 2
 517m²

5 O'Dea Crescent Goodna QLD 4300

Sold on 11 Jul 2025
\$790,000*

 2
 2
 600m²

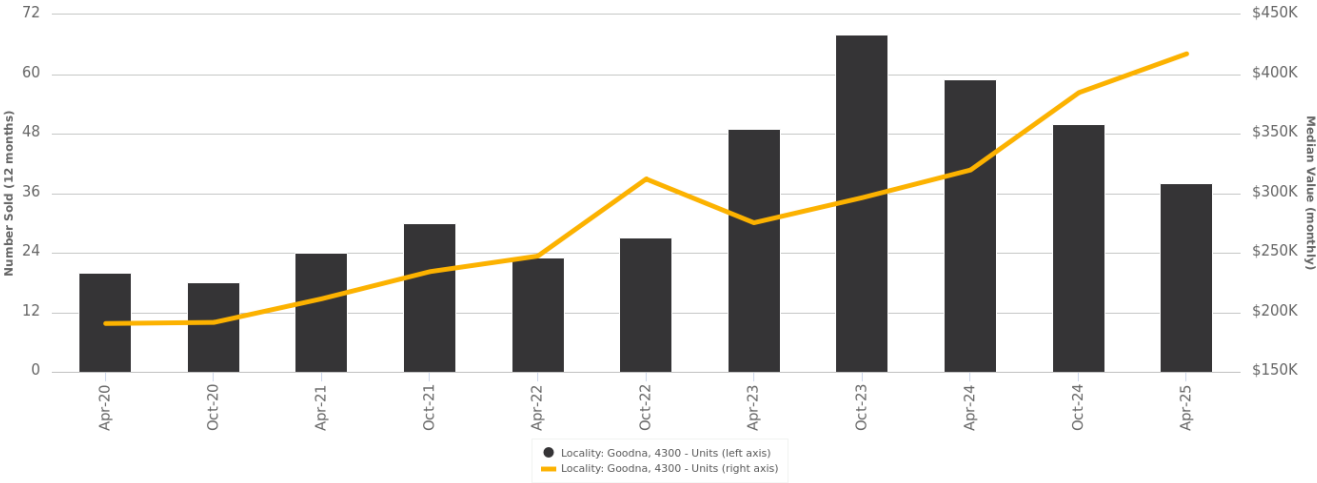


= number of houses currently On the Market or Sold within the last 6 months

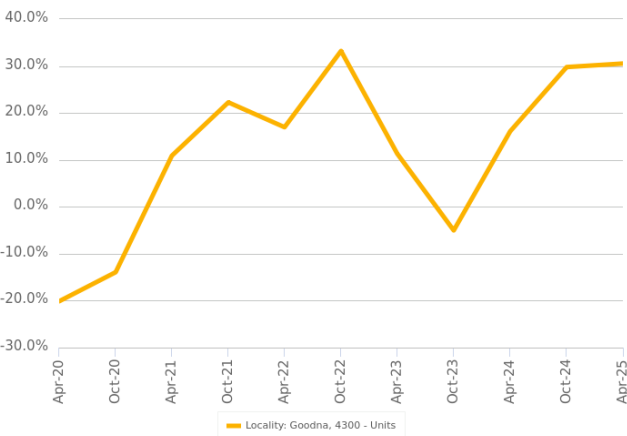
*Agent advised

Units: For Sale

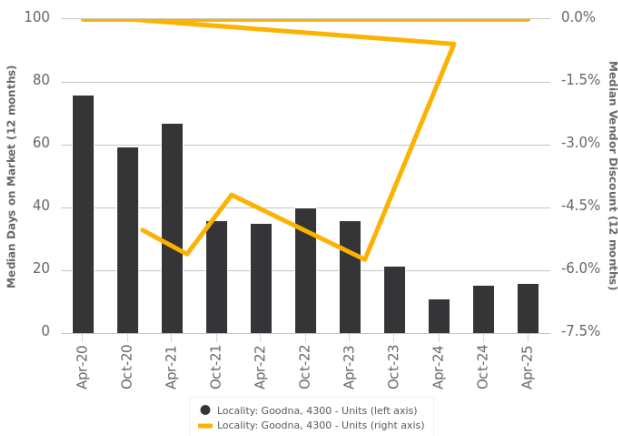
Number Sold vs. Median Value (monthly)



Change in Median Value



Median Days on Market vs. Median Vendor Discount



\$\$\$

Upper Quartile Price*

\$516,250

The 75th percentile sale price of sales over the past 12 months within the suburb.

\$\$

Median Price*

\$422,500

The middle sale price of all transactions recorded over the past 12 months within the suburb. Note that sale prices lower than \$10,000 and higher than \$80,000,000 are excluded from the analysis.

\$

Lower Quartile Price*

\$355,000

The 25th percentile sale price of sales over the past 12 months within the suburb.

*Statistics are calculated over a rolling 12 month period

Units: Market Activity Snapshot

On The Market



0



1
BEDROOMS

Recently Sold



0

There are no 1 bedroom Units on the market in this suburb

There are no recently sold 1 bedroom Units in this suburb



1



2
BEDROOMS



4

1/32 Brennan Street Goodna QLD 4300

Listed on 05 Jul 2025
UNITS FROM \$320,000



1



2



1.43Ha



2/16 Justin Lemberg Court Goodna QLD 4300

Sold on 04 Jun 2025
\$529,400*



1



1



118m²



21/5 Spalding Crescent Goodna QLD 4300

Sold on 14 May 2025
\$475,000



1



1



160m²



5



3
BEDROOMS



10

2/12 Mooney Close Goodna QLD 4300

Listed on 15 Jul 2025
FOR SALE



1



1



106m²



19/116 Albert Street Goodna QLD 4300

Sold on 04 Jul 2025
\$570,000*



2



2



144m²



38/116 Albert Street Goodna QLD 4300

Listed on 09 Jul 2025
For Sale



2



2



142m²



92/116 Albert Street Goodna QLD 4300

Sold on 28 Jun 2025
\$580,000*



2



2



144m²



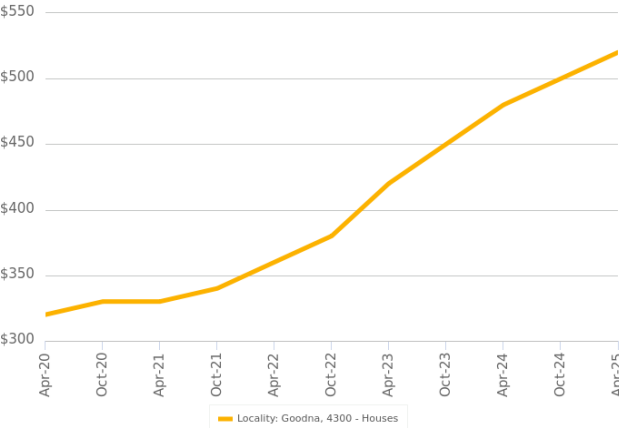
= number of units currently On the Market or Sold within the last 6 months

*Agent advised

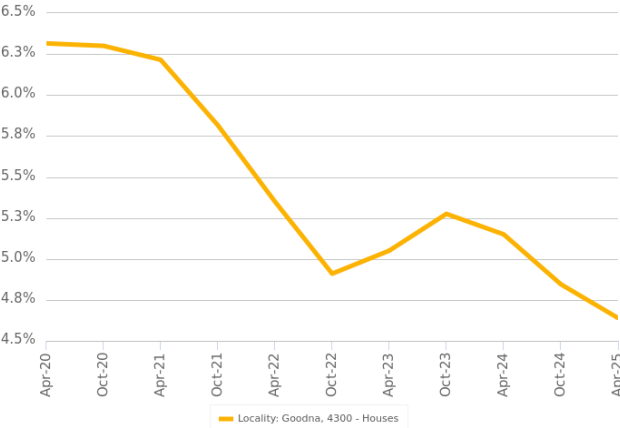


Houses: For Rent

Median Asking Rent (12 months)



Indicative Gross Rental Yield (12 months)



Houses: Rental Activity Snapshot

For Rent



1



2

BEDROOMS



**16 Groeschel Court Goodna
QLD 4300**

Listed on 02 Jul 2025
\$450/W



1



1



883m²



8



3

BEDROOMS



**46a Bertha Street Goodna
QLD 4300**

Listed on 15 Jul 2025
\$420/W



2



1



501m²



**9 Culley Court Goodna
QLD 4300**

Listed on 15 Jul 2025
\$510/W



2



2



672m²



9



4

BEDROOMS

**6 Saridakis Court Goodna
QLD 4300**

Listed on 15 Jul 2025
\$640/W



2



2



651m²

**14 Figbird Close Goodna
QLD 4300**

Listed on 14 Jul 2025
\$650/W



2



2



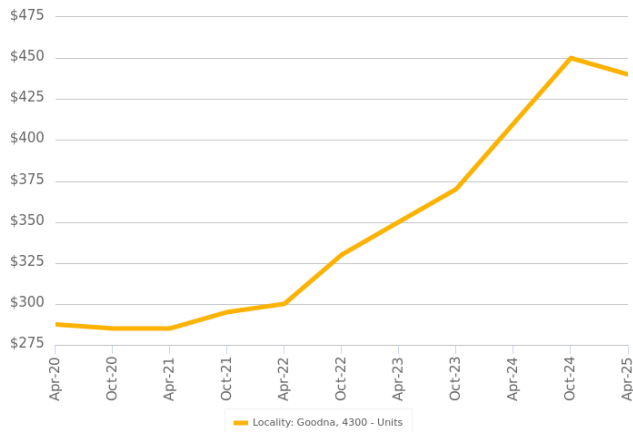
1,240m²



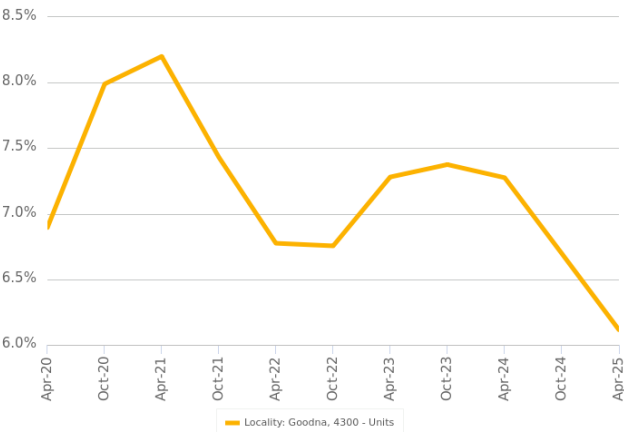
= number of houses observed as On the Market for Rent within the last month

Units: For Rent

Median Asking Rent (12 months)



Indicative Gross Rental Yield (12 months)



Units: Rental Activity Snapshot

For Rent



0



1

BEDROOMS

There are no 1 bedroom Units for rent in this suburb



0



2

BEDROOMS

There are no 2 bedroom Units for rent in this suburb



1



3

BEDROOMS



52/116 Albert Street
Goodna QLD 4300

Listed on 01 Dec 2024
- /W



2



2



138m²



= number of units observed as On the Market for Rent within the last month

DISCLAIMER

Copyright

This publication reproduces materials and content owned or licenced by RP Data Pty Ltd trading as CoreLogic Asia Pacific (CoreLogic) and may include data, statistics, estimates, indices, photographs, maps, tools, calculators (including their outputs), commentary, reports and other information (CoreLogic Data).

© Copyright 2025. CoreLogic and its licensors are the sole and exclusive owners of all rights, title and interest (including intellectual property rights) the CoreLogic Data contained in this publication. All rights reserved.

CoreLogic Standard Disclaimer

The CoreLogic Data provided in this publication is of a general nature and should not be construed as specific advice or relied upon in lieu of appropriate professional advice.

While CoreLogic uses commercially reasonable efforts to ensure the CoreLogic Data is current, CoreLogic does not warrant the accuracy, currency or completeness of the CoreLogic Data and to the full extent permitted by law excludes liability for any loss or damage howsoever arising (including through negligence) in connection with the CoreLogic Data.

This publication contains data and statistics provided by the Australian Bureau of Statistics, available at <http://www.abs.gov.au/> and reproduced under Creative Commons Attribution 2.5 <http://creativecommons.org/licenses/by/2.5/au/legalcode>.

Mapping Data

A map showing an area or boundaries of a property is indicative only and may not be complete or accurate.

State and Territory Data

Based on or contains data provided by the State of Queensland (Department of Resources) 2025. In consideration of the State permitting use of this data you acknowledge and agree that the State gives no warranty in relation to the data (including accuracy, reliability, completeness, currency or suitability) and accepts no liability (including without limitation, liability in negligence) for any loss, damage or costs (including consequential damage) relating to any use of the data. Data must not be used for direct marketing or be used in breach of the privacy laws; more information at www.propertydatacodeofconduct.com.au

If you have any questions or concerns about the information in this report, please contact our customer care team.

Within Australia: **1300 734 318**
Outside Australia: **(+61) 7 3114 9999**
Email us: customercare@corelogic.com.au