

Sinnamon Park
QLD 4073



Prepared on: 16 July 2025
Prepared by: Gary and Miriam

Raine & Horne[®]

CoreLogic



12km
Distance from GPO

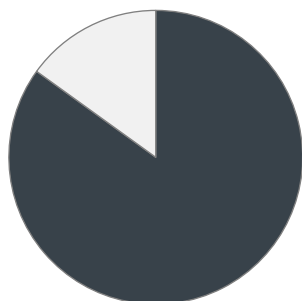


6.6k
Population
2.7%
5 year population change



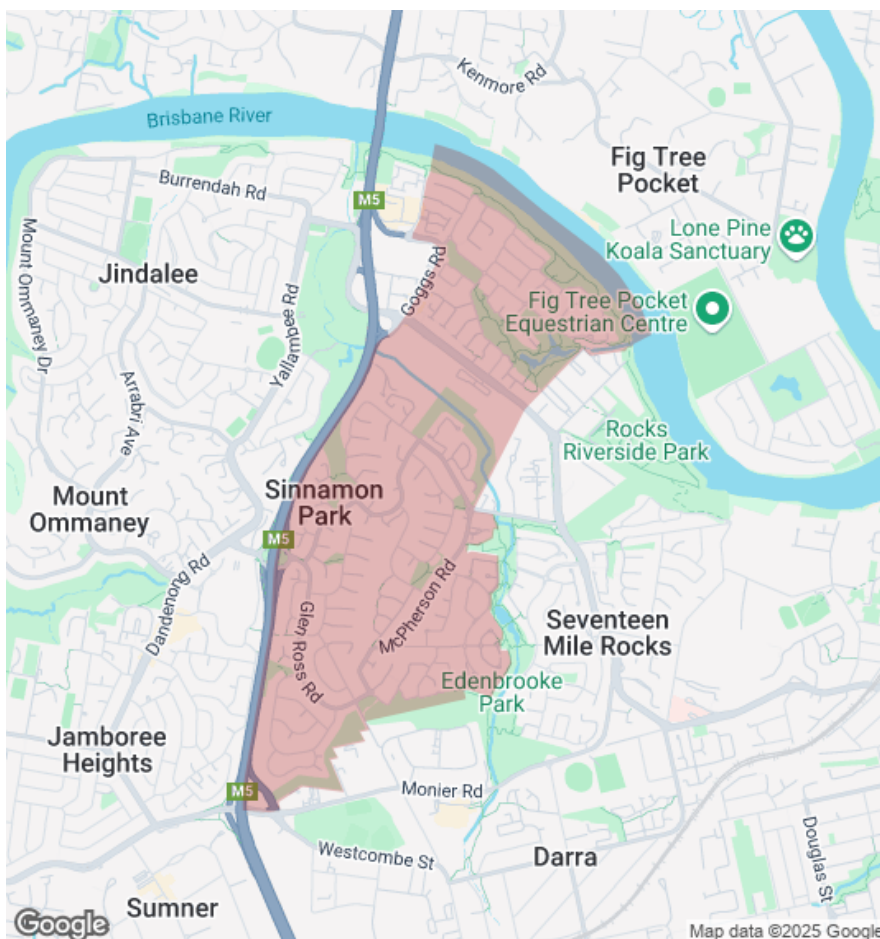
13 years
Average length of ownership

15%



85%

Owner Occupiers Renters



The size of Sinnamon Park is approximately 3.1 square kilometres. It has 14 parks covering nearly 16.7% of total area. The population of Sinnamon Park in 2016 was 6419 people. By 2021 the population was 6590 showing a population growth of 2.7% in the area during that time. The predominant age group in Sinnamon Park is 40-49 years. Households in Sinnamon Park are primarily couples with children and are likely to be repaying \$1800 - \$2399 per month on mortgage repayments. In general, people in Sinnamon Park work in a professional occupation. In 2021, 80.60% of the homes in Sinnamon Park were owner-occupied compared with 81.20% in 2016.

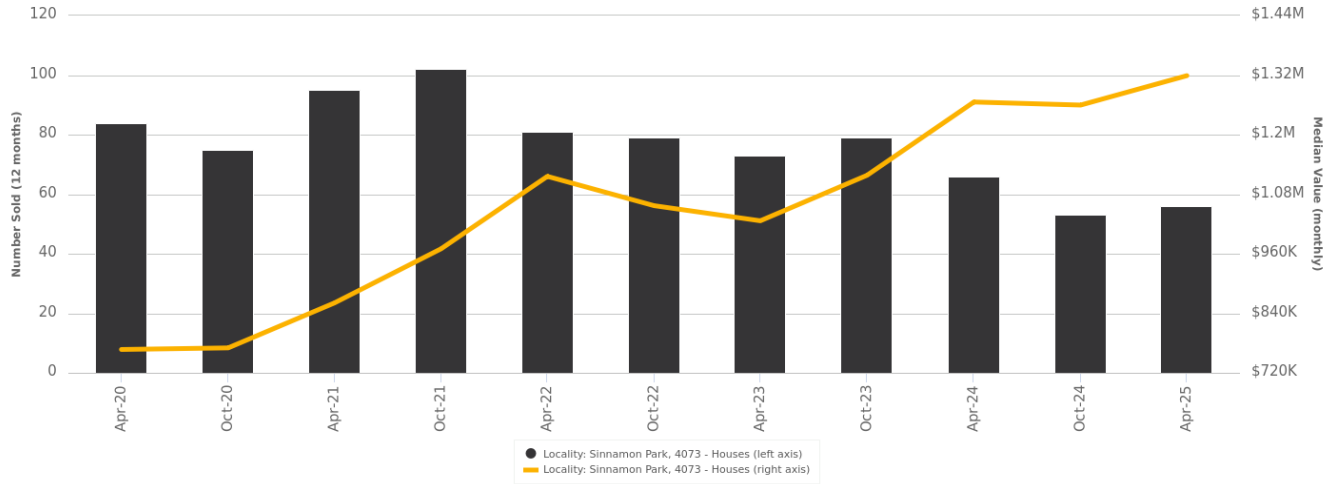
	Total dwellings	Total new listings*	Median Value	Total number currently listed
	1,973	56	\$1,287,249	13
	237	13	\$857,651	2

*Total number of unique properties listed for sale over the past 12 months.

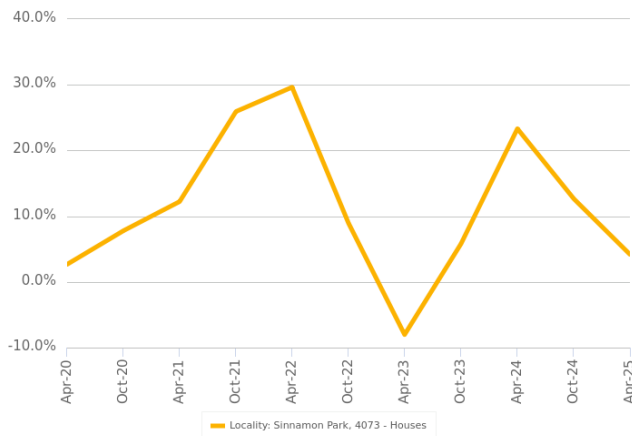


Houses: For Sale

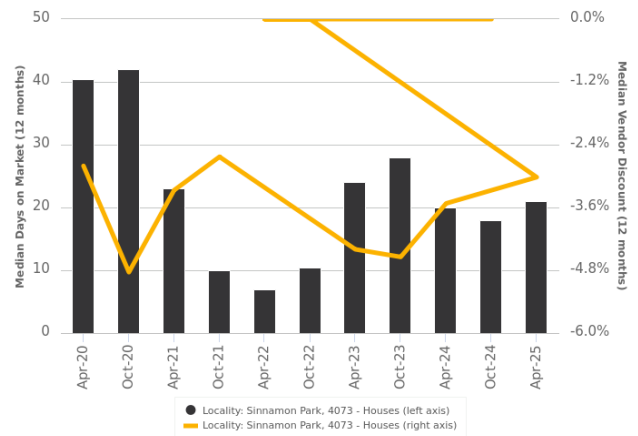
Number Sold vs. Median Value (monthly)



Change in Median Value



Median Days on Market vs. Median Vendor Discount



\$\$\$

Upper Quartile Price*

\$1,490,000

The 75th percentile sale price of sales over the past 12 months within the suburb.

\$\$

Median Price*

\$1,263,500

The middle sale price of all transactions recorded over the past 12 months within the suburb. Note that sale prices lower than \$10,000 and higher than \$80,000,000 are excluded from the analysis.

\$

Lower Quartile Price*

\$1,135,000

The 25th percentile sale price of sales over the past 12 months within the suburb.

*Statistics are calculated over a rolling 12 month period

 **Houses: Market Activity Snapshot**

On The Market

Recently Sold

 0

 2
BEDROOMS

 0

There are no 2 bedroom Houses on the market in this suburb There are no recently sold 2 bedroom Houses in this suburb

 3

 3
BEDROOMS

 4

**12/105 Oldfield Road
Sinnamon Park QLD 4073**

Listed on 14 Jul 2025
Offers over \$900,000

 1
 2
 180m²



**59 Glen Ross Road
Sinnamon Park QLD 4073**

Sold on 06 Jul 2025
Not Disclosed

 2
 2
 674m²



**29 Carissa Street Sinnamon
Park QLD 4073**

Listed on 09 Jul 2025
Price on Request

 1
 2
 695m²



**25 Dove Tree Crescent
Sinnamon Park QLD 4073**

Sold on 17 May 2025
\$960,000*

 1
 2
 760m²

 4

 4
BEDROOMS

 15

**146 Oldfield Road
Sinnamon Park QLD 4073**

Listed on 11 Jul 2025
Offers Over \$1,575,000

 2
 2
 857m²

**16 Christopher Place
Sinnamon Park QLD 4073**

Sold on 20 Jun 2025
\$1,658,000*

 2
 2
 850m²



**36 Leopard Tree Crescent
Sinnamon Park QLD 4073**

Listed on 09 Jul 2025
Under Contract

 2
 2
 927m²



**37 Northbrook Street
Sinnamon Park QLD 4073**

Sold on 08 Jun 2025
Not Disclosed

 2
 2
 451m²

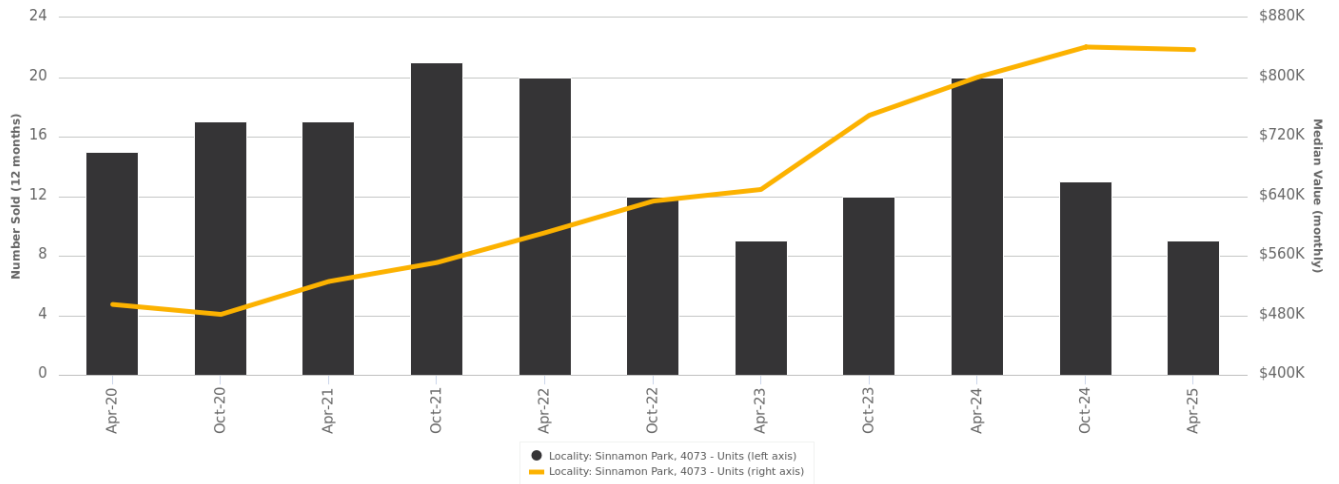


= number of houses currently On the Market or Sold within the last 6 months

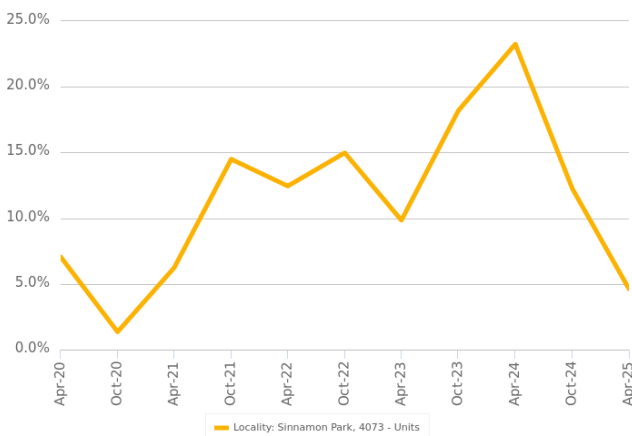
*Agent advised

Units: For Sale

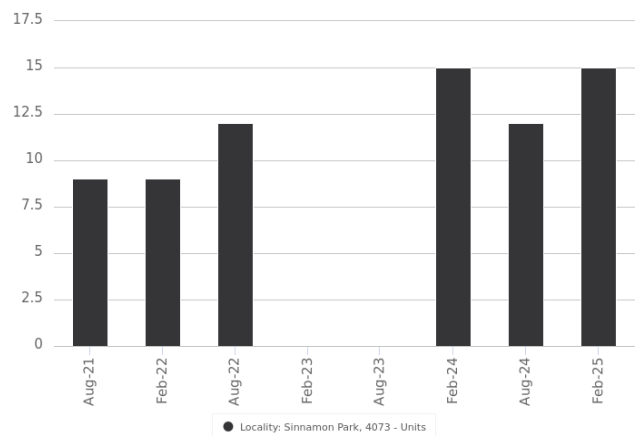
Number Sold vs. Median Value (monthly)



Change in Median Value



Median Days on Market vs. Median Vendor Discount



\$\$\$

Upper Quartile Price*

\$937,500

The 75th percentile sale price of sales over the past 12 months within the suburb.

\$\$

Median Price*

\$885,000

The middle sale price of all transactions recorded over the past 12 months within the suburb. Note that sale prices lower than \$10,000 and higher than \$80,000,000 are excluded from the analysis.

\$

Lower Quartile Price*

\$822,500

The 25th percentile sale price of sales over the past 12 months within the suburb.

*Statistics are calculated over a rolling 12 month period

Units: Market Activity Snapshot

On The Market



There are no 1 bedroom Units on the market in this suburb

There are no recently sold 1 bedroom Units in this suburb



There are no 2 bedroom Units on the market in this suburb

There are no recently sold 2 bedroom Units in this suburb



15/18 Mcpherson Road
Sinnamon Park QLD 4073

Listed on 15 Jul 2025
AUCTION



35/105 Oldfield Road
Sinnamon Park QLD 4073

Sold on 28 May 2025
\$812,500*



28/9 Amazons Place
Sinnamon Park QLD 4073

Listed on 05 Jun 2025
UNDER CONTRACT / UNDER OFFER



48/105 Oldfield Road
Sinnamon Park QLD 4073

Sold on 20 May 2025
\$820,000

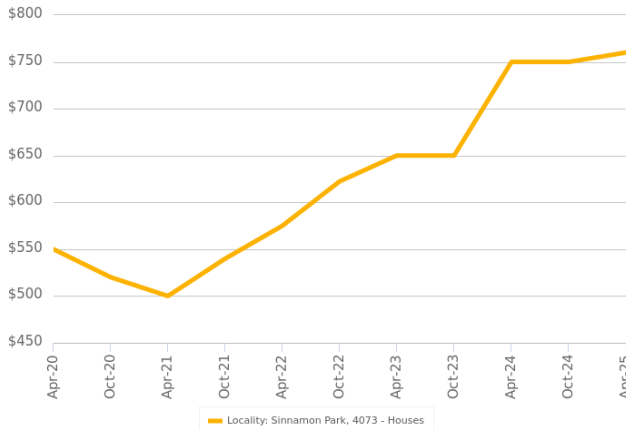


= number of units currently On the Market or Sold within the last 6 months

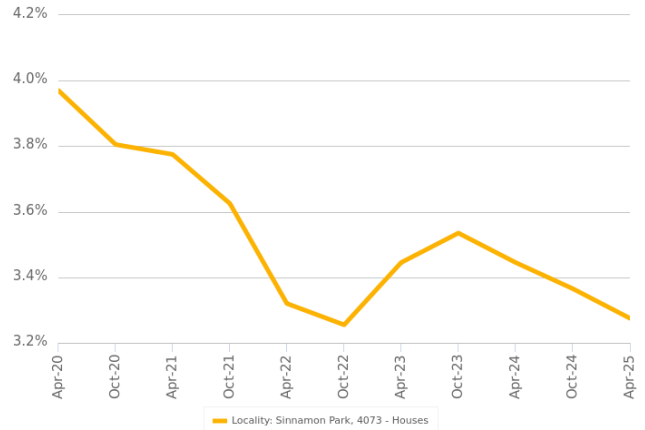
*Agent advised

Houses: For Rent

Median Asking Rent (12 months)



Indicative Gross Rental Yield (12 months)



Houses: Rental Activity Snapshot

For Rent

1

2
BEDROOMS

10/580 Seventeen Mile
Rocks Road Sinnamon

Listed on 13 Jul 2025
\$625/W

1

1

201m²

1

3
BEDROOMS



25 Dove Tree Crescent
Sinnamon Park QLD 4073

Listed on 14 Jul 2025
\$725/W

1

2

760m²

5

4
BEDROOMS



73 Drummond Street
Sinnamon Park QLD 4073

Listed on 15 Jul 2025
\$840/W

2

2

686m²

58 Barcoo Crescent
Sinnamon Park QLD 4073

Listed on 14 Jul 2025
\$900/W

3

2

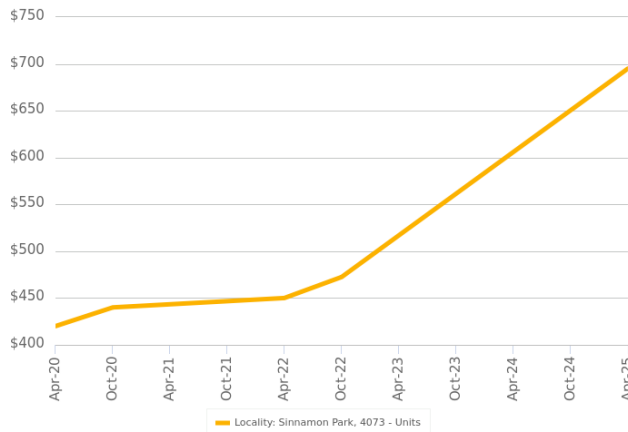
654m²



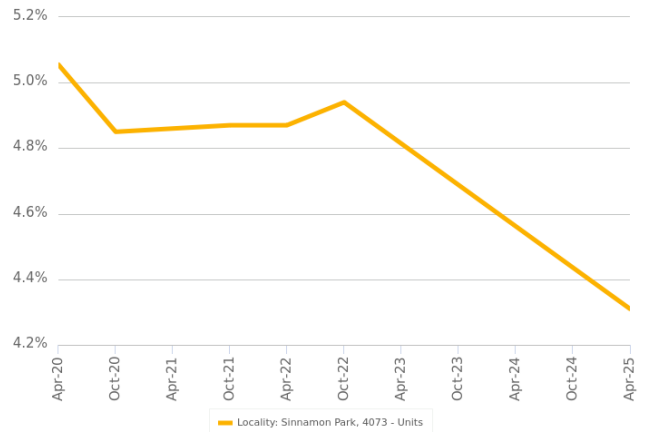
= number of houses observed as On the Market for Rent within the last month

Units: For Rent

Median Asking Rent (12 months)



Indicative Gross Rental Yield (12 months)



Units: Rental Activity Snapshot

For Rent

0 1
BEDROOMS

There are no 1 bedroom Units for rent in this suburb

0 2
BEDROOMS

There are no 2 bedroom Units for rent in this suburb

0 3
BEDROOMS

There are no 3 bedroom Units for rent in this suburb



= number of units observed as On the Market for Rent within the last month

DISCLAIMER

Copyright

This publication reproduces materials and content owned or licenced by RP Data Pty Ltd trading as CoreLogic Asia Pacific (CoreLogic) and may include data, statistics, estimates, indices, photographs, maps, tools, calculators (including their outputs), commentary, reports and other information (CoreLogic Data).

© Copyright 2025. CoreLogic and its licensors are the sole and exclusive owners of all rights, title and interest (including intellectual property rights) the CoreLogic Data contained in this publication. All rights reserved.

CoreLogic Standard Disclaimer

The CoreLogic Data provided in this publication is of a general nature and should not be construed as specific advice or relied upon in lieu of appropriate professional advice.

While CoreLogic uses commercially reasonable efforts to ensure the CoreLogic Data is current, CoreLogic does not warrant the accuracy, currency or completeness of the CoreLogic Data and to the full extent permitted by law excludes liability for any loss or damage howsoever arising (including through negligence) in connection with the CoreLogic Data.

This publication contains data and statistics provided by the Australian Bureau of Statistics, available at <http://www.abs.gov.au/> and reproduced under Creative Commons Attribution 2.5 <http://creativecommons.org/licenses/by/2.5/au/legalcode>.

Mapping Data

A map showing an area or boundaries of a property is indicative only and may not be complete or accurate.

State and Territory Data

Based on or contains data provided by the State of Queensland (Department of Resources) 2025. In consideration of the State permitting use of this data you acknowledge and agree that the State gives no warranty in relation to the data (including accuracy, reliability, completeness, currency or suitability) and accepts no liability (including without limitation, liability in negligence) for any loss, damage or costs (including consequential damage) relating to any use of the data. Data must not be used for direct marketing or be used in breach of the privacy laws; more information at www.propertydatacodeofconduct.com.au

If you have any questions or concerns about the information in this report, please contact our customer care team.

Within Australia: **1300 734 318**
Outside Australia: **(+61) 7 3114 9999**
Email us: customercare@corelogic.com.au