

# Taringa QLD 4068



Prepared on: 16 July 2025

Prepared by: Gary and Miriam

**Raine & Horne**<sup>®</sup>

**CoreLogic**



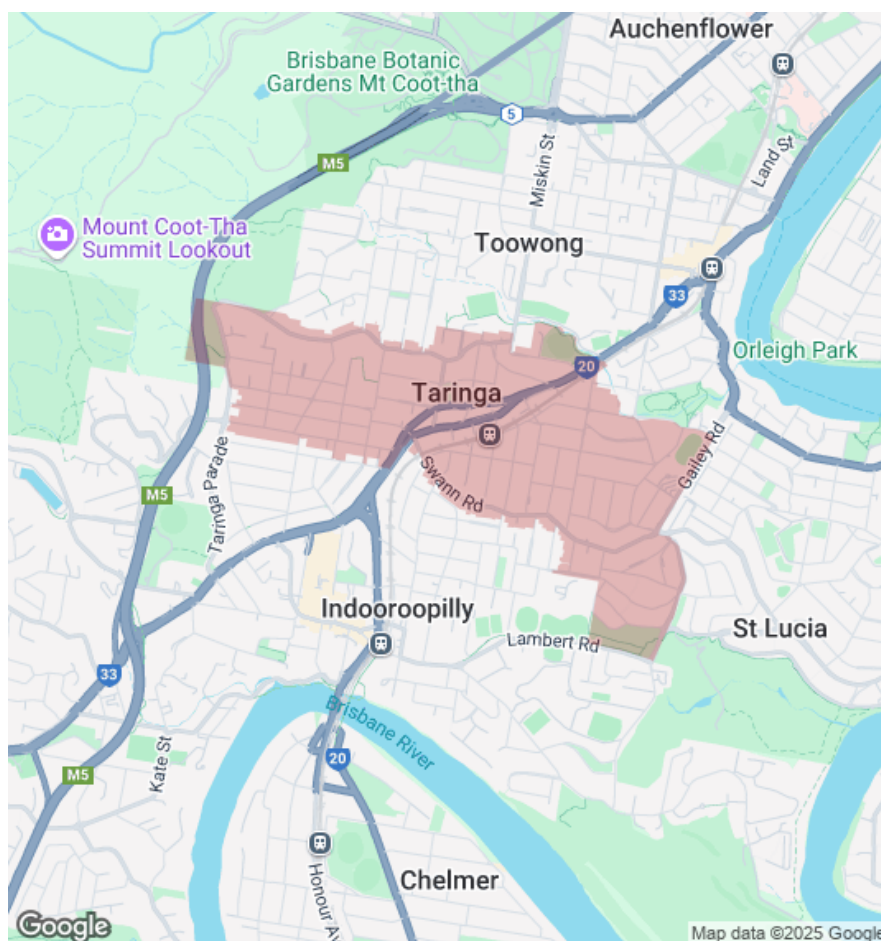
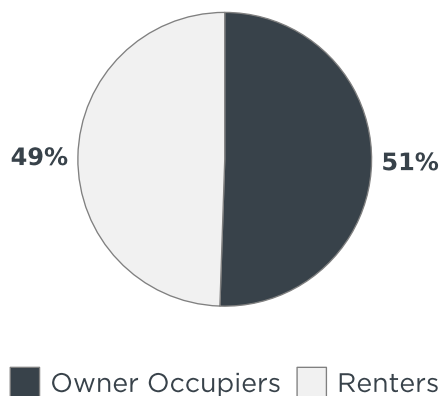
5.5km  
Distance from GPO



8.7k  
Population  
↑4.2%  
5 year population change



14 years  
Average length of ownership



The size of Taringa is approximately 2.1 square kilometres. It has 10 parks covering nearly 9.1% of total area. The population of Taringa in 2016 was 8376 people. By 2021 the population was 8732 showing a population growth of 4.2% in the area during that time. The predominant age group in Taringa is 20-29 years. Households in Taringa are primarily childless couples and are likely to be repaying \$1800 - \$2399 per month on mortgage repayments. In general, people in Taringa work in a professional occupation. In 2021, 48.70% of the homes in Taringa were owner-occupied compared with 43.60% in 2016.

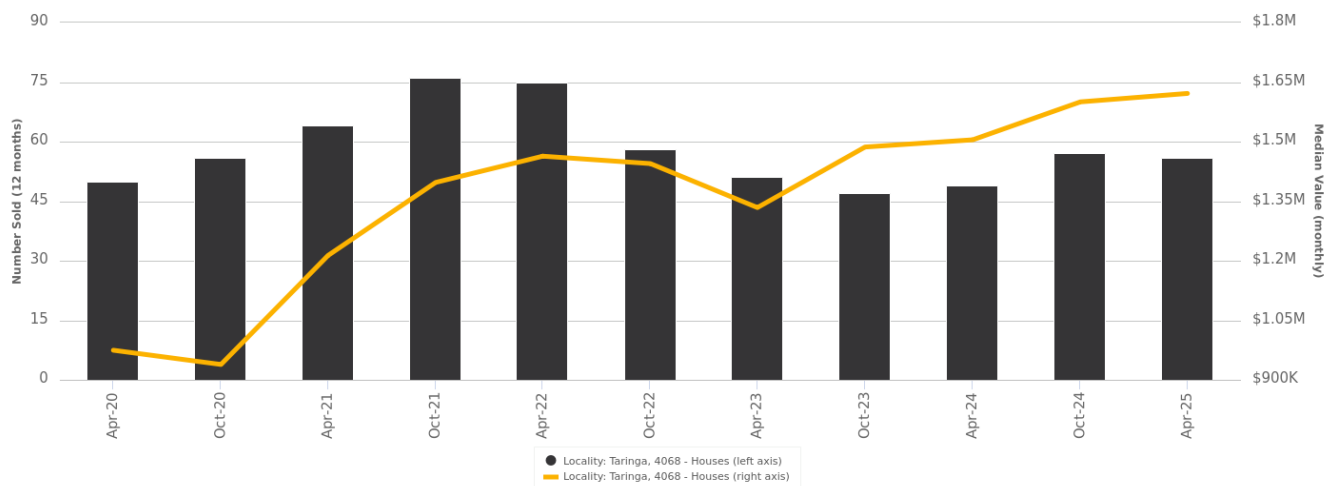
	Total dwellings	Total new listings*	Median Value	Total number currently listed
	1,532	58	\$1,570,046	15
	2,846	143	\$766,435	19

\*Total number of unique properties listed for sale over the past 12 months.

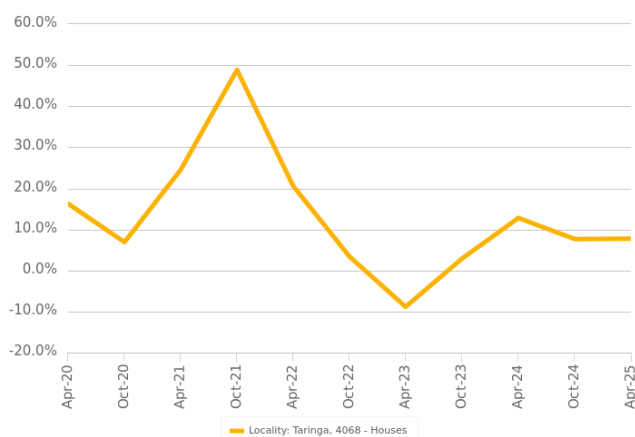


## Houses: For Sale

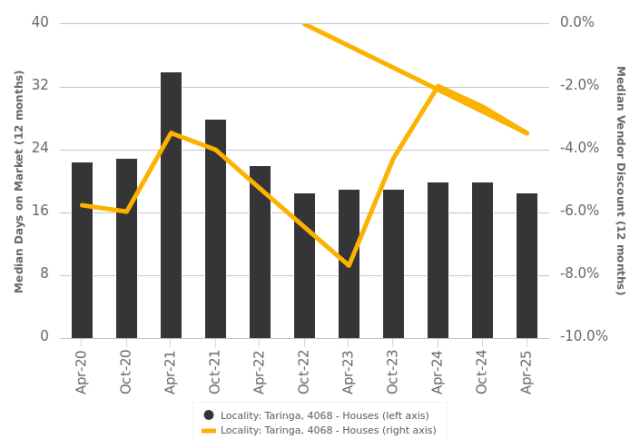
Number Sold vs. Median Value (monthly)



Change in Median Value



Median Days on Market vs. Median Vendor Discount



\$\$\$

Upper Quartile Price\*

\$1,944,500

The 75th percentile sale price of sales over the past 12 months within the suburb.

\$\$

Median Price\*

\$1,655,000

The middle sale price of all transactions recorded over the past 12 months within the suburb. Note that sale prices lower than \$10,000 and higher than \$80,000,000 are excluded from the analysis.

\$

Lower Quartile Price\*

\$1,295,000

The 25th percentile sale price of sales over the past 12 months within the suburb.

\*Statistics are calculated over a rolling 12 month period



## Houses: Market Activity Snapshot

### On The Market

 2

**13/12 Montrose Road  
Taringa QLD 4068**

Listed on 11 Jul 2025  
For Sale

 2  
BEDROOMS

 1

 2

 94m<sup>2</sup>



 1

**4/59 Alpha Street Taringa  
QLD 4068**

Sold on 27 May 2025  
\$770,000

 2

 2

 132m<sup>2</sup>

**2/12 Woodstock Avenue  
Taringa QLD 4068**

Listed on 08 Jul 2025  
Offers over \$680,000

 2


 1

 76m<sup>2</sup>

 3

 3  
BEDROOMS

 11



**3/88 Beatrice Street  
Taringa QLD 4068**

Listed on 14 Jul 2025  
\$2,340,000

 1

 2

 -

**11 Equinox Street Taringa  
QLD 4068**

Sold on 14 Jul 2025  
Not Disclosed

 2

 2

 407m<sup>2</sup>

**19 Brasted Street Taringa  
QLD 4068**

Listed on 04 Jul 2025  
AUCTION

 2

 2

 405m<sup>2</sup>

**19 Brasted Street Taringa  
QLD 4068**

Sold on 29 Jun 2025  
\$1,510,000\*

 2

 2

 405m<sup>2</sup>

 4

 4  
BEDROOMS

 11

**64 Marmion Parade  
Taringa QLD 4068**

Listed on 16 Jul 2025  
For Sale

 2

 3

 640m<sup>2</sup>



**18 Seven Oaks Street  
Taringa QLD 4068**

Sold on 23 Jun 2025  
\$1,710,000\*

 2

 3

 486m<sup>2</sup>



**2 Birdvale Street Taringa  
QLD 4068**

Listed on 14 Jul 2025  
Auction

 2

 2

 706m<sup>2</sup>



**49 Ellerslie Crescent  
Taringa QLD 4068**

Sold on 16 Jun 2025  
\$3,665,000\*

 4

 3

 632m<sup>2</sup>

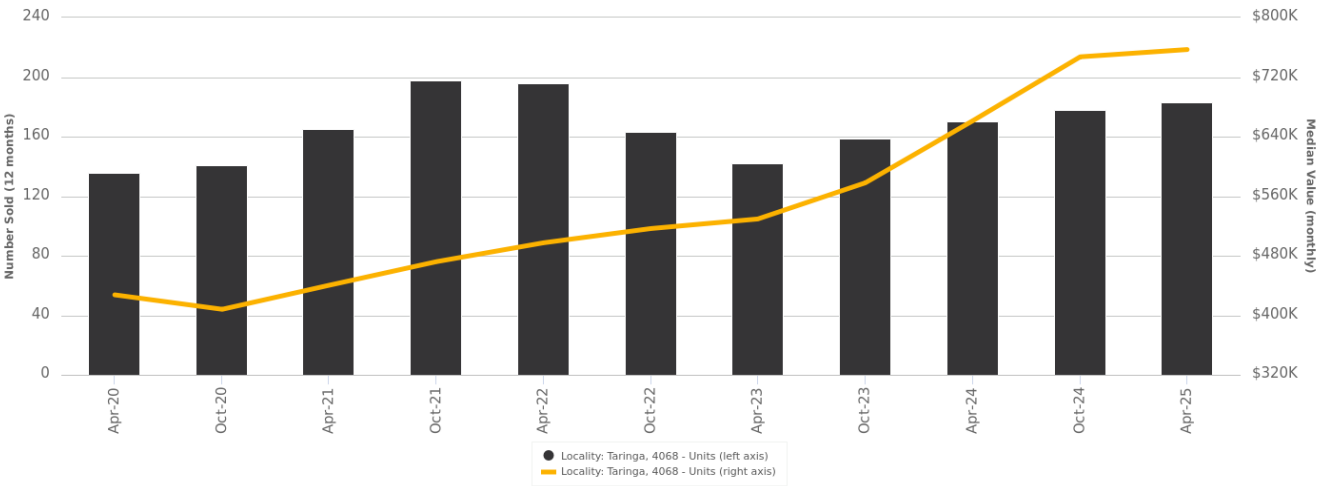


= number of houses currently On the Market or Sold within the last 6 months

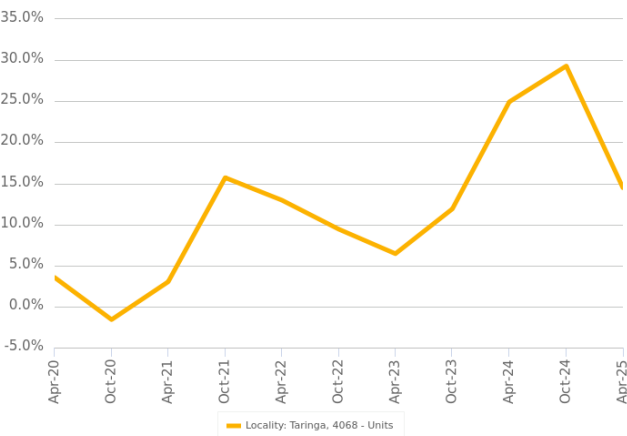
\*Agent advised

## Units: For Sale

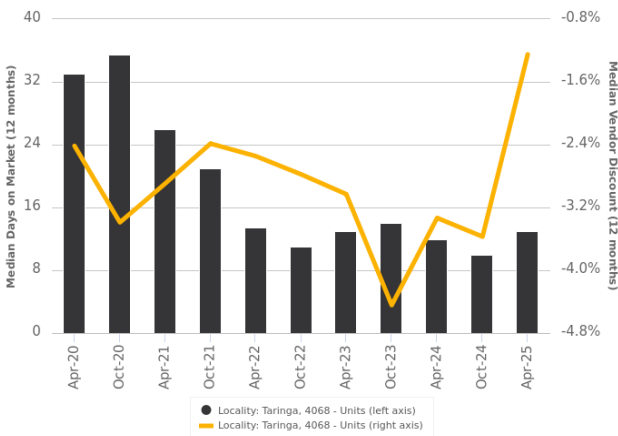
Number Sold vs. Median Value (monthly)



Change in Median Value



Median Days on Market vs. Median Vendor Discount



\$\$\$

Upper Quartile Price\*

\$863,375

The 75th percentile sale price of sales over the past 12 months within the suburb.

\$\$

Median Price\*

\$723,500

The middle sale price of all transactions recorded over the past 12 months within the suburb. Note that sale prices lower than \$10,000 and higher than \$80,000,000 are excluded from the analysis.

\$

Lower Quartile Price\*

\$592,500

The 25th percentile sale price of sales over the past 12 months within the suburb.

\*Statistics are calculated over a rolling 12 month period

## Units: Market Activity Snapshot

### On The Market

 4

 1  
BEDROOMS



**93/1 Moore Street Taringa QLD 4068**

Listed on 09 Jul 2025  
\$275,000 Retirement



2.20Ha

**74/35 Morrow Street Taringa QLD 4068**

Listed on 02 Jul 2025  
Just Listed



74m²

 8

 2  
BEDROOMS

**96/35 Morrow Street Taringa QLD 4068**

Listed on 15 Jul 2025  
Just Listed



100m²

**11/50 Swann Road Taringa QLD 4068**

Listed on 14 Jul 2025  
Best offers by: 23 July 12pm



147m²

 5

 3  
BEDROOMS

**12/157 Gailey Road Taringa QLD 4068**

Listed on 15 Jul 2025  
Offers over \$1,100,000



217m²

**1/24 Oxford Terrace Taringa QLD 4068**

Listed on 14 Jul 2025  
Under Contract



207m²

### Recently Sold

 14



**99/1 Moore Street Taringa QLD 4068**

Sold on 14 Jul 2025  
Not Disclosed



2.20Ha

**6/23 Montrose Road Taringa QLD 4068**

Sold on 04 Jun 2025  
Not Disclosed



77m²

 47

**6/29 Sundridge Street Taringa QLD 4068**

Sold on 14 Jul 2025  
Not Disclosed



127m²

**131/1 Moore Street Taringa QLD 4068**

Sold on 23 Jun 2025  
Not Disclosed



2.20Ha

 15

**1/88 Beatrice Street Taringa QLD 4068**

Sold on 04 Jun 2025  
Not Disclosed



312m²

**2/66-68 Alpha Street Taringa QLD 4068**

Sold on 27 May 2025  
Not Disclosed



217m²

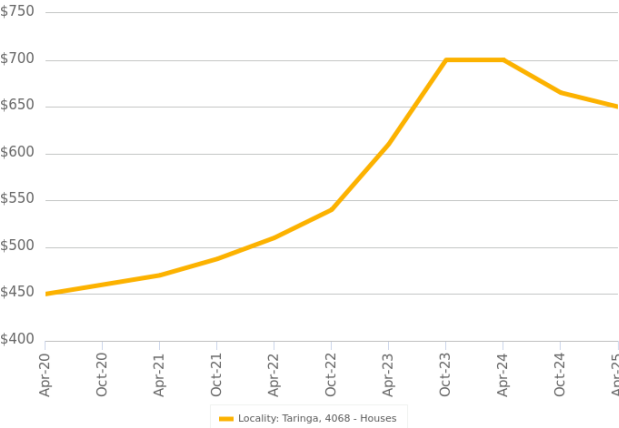


= number of units currently On the Market or Sold within the last 6 months

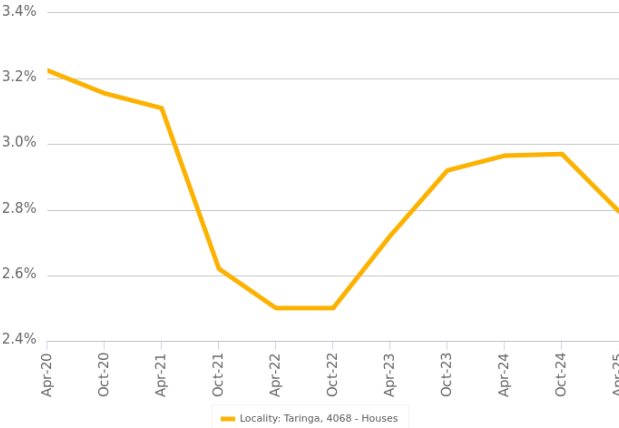


Houses: For Rent

Median Asking Rent (12 months)



Indicative Gross Rental Yield (12 months)



Houses: Rental Activity Snapshot

For Rent

6

2  
BEDROOMS

3/19 Waverley Road  
Taringa QLD 4068

Listed on 16 Jul 2025  
\$500/W



640m<sup>2</sup>



4/59 Alpha Street Taringa  
QLD 4068

Listed on 15 Jul 2025  
\$700/W



132m<sup>2</sup>

7

3  
BEDROOMS



25 Alexandra Avenue  
Taringa QLD 4068

Listed on 15 Jul 2025  
\$739/W



810m<sup>2</sup>

19 Brasted Street Taringa  
QLD 4068

Listed on 13 Jul 2025  
\$950/W



405m<sup>2</sup>

1

4  
BEDROOMS



28 Montrose Road Taringa  
QLD 4068

Listed on 15 Jul 2025  
\$1,200/W



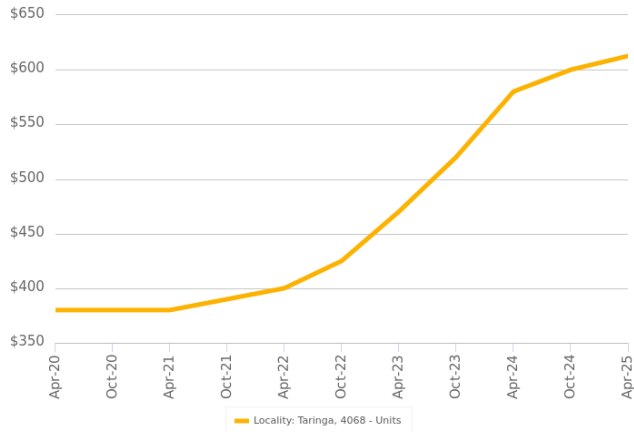
1,100m<sup>2</sup>



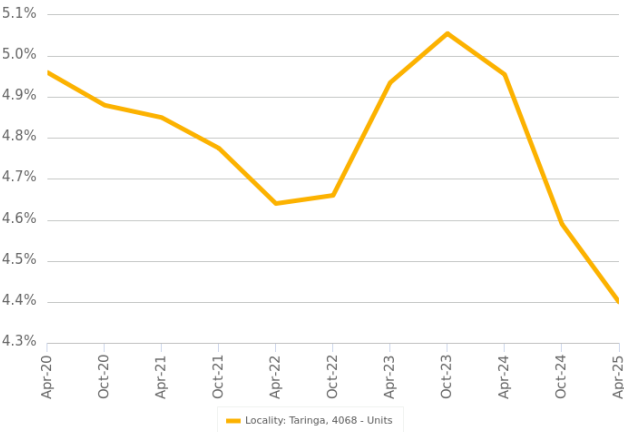
= number of houses observed as On the Market for Rent within the last month

## Units: For Rent

Median Asking Rent (12 months)



Indicative Gross Rental Yield (12 months)



## Units: Rental Activity Snapshot

### For Rent

1

1  
BEDROOMS



14 Montrose Road Taringa  
QLD 4068

Listed on 04 Jun 2025  
\$510/W



1



1



2,776m<sup>2</sup>

14

2  
BEDROOMS



9/20 Lucinda Street  
Taringa QLD 4068

Listed on 15 Jul 2025  
\$600/W



1



2



127m<sup>2</sup>

11/20 Lucinda Street  
Taringa QLD 4068

Listed on 15 Jul 2025  
\$650/W



1



2



120m<sup>2</sup>

4

3  
BEDROOMS

1/88 Beatrice Street  
Taringa QLD 4068

Listed on 15 Jul 2025  
\$1,800/W



-



2



312m<sup>2</sup>

403/71 Swann Road  
Taringa QLD 4068

Listed on 15 Jul 2025  
\$1,100/W



2



2



163m<sup>2</sup>



= number of units observed as On the Market for Rent within the last month



## DISCLAIMER

### Copyright

This publication reproduces materials and content owned or licenced by RP Data Pty Ltd trading as CoreLogic Asia Pacific (CoreLogic) and may include data, statistics, estimates, indices, photographs, maps, tools, calculators (including their outputs), commentary, reports and other information (CoreLogic Data).

© Copyright 2025. CoreLogic and its licensors are the sole and exclusive owners of all rights, title and interest (including intellectual property rights) the CoreLogic Data contained in this publication. All rights reserved.

### CoreLogic Standard Disclaimer

The CoreLogic Data provided in this publication is of a general nature and should not be construed as specific advice or relied upon in lieu of appropriate professional advice.

While CoreLogic uses commercially reasonable efforts to ensure the CoreLogic Data is current, CoreLogic does not warrant the accuracy, currency or completeness of the CoreLogic Data and to the full extent permitted by law excludes liability for any loss or damage howsoever arising (including through negligence) in connection with the CoreLogic Data.

This publication contains data and statistics provided by the Australian Bureau of Statistics, available at <http://www.abs.gov.au/> and reproduced under Creative Commons Attribution 2.5 <http://creativecommons.org/licenses/by/2.5/au/legalcode>.

### Mapping Data

A map showing an area or boundaries of a property is indicative only and may not be complete or accurate.

### State and Territory Data

Based on or contains data provided by the State of Queensland (Department of Resources) 2025. In consideration of the State permitting use of this data you acknowledge and agree that the State gives no warranty in relation to the data (including accuracy, reliability, completeness, currency or suitability) and accepts no liability (including without limitation, liability in negligence) for any loss, damage or costs (including consequential damage) relating to any use of the data. Data must not be used for direct marketing or be used in breach of the privacy laws; more information at [www.propertydatacodeofconduct.com.au](http://www.propertydatacodeofconduct.com.au)

If you have any questions or concerns about the information in this report, please contact our customer care team.

Within Australia: **1300 734 318**  
Outside Australia: **(+61) 7 3114 9999**  
Email us: [customercare@corelogic.com.au](mailto:customercare@corelogic.com.au)