

Durack QLD 4077



Prepared on: 07 April 2026

Prepared by: Gary and Miriam

Raine & Horne[®]

CoreLogic



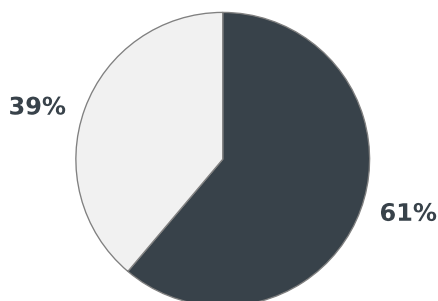
14km
Distance from GPO



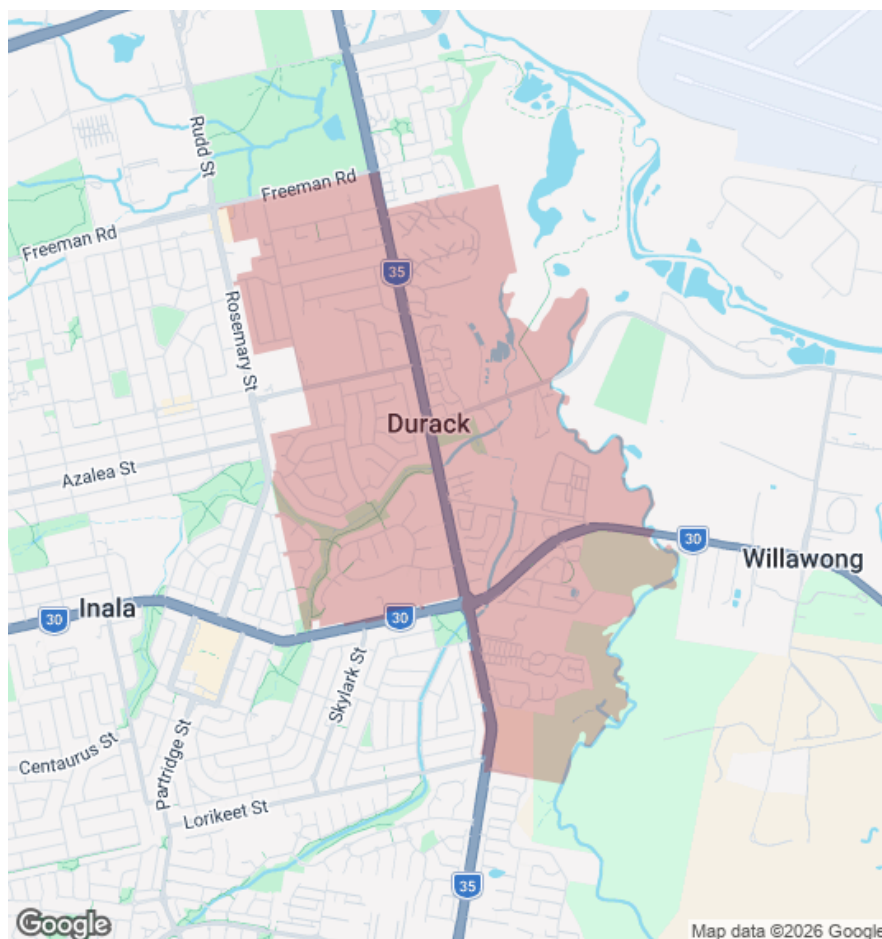
7.8k
Population
4.0%
5 year population change



13 years
Average length of ownership



Owner Occupiers Renters



The size of Durack is approximately 4.0 square kilometres. It has 12 parks covering nearly 10.4% of total area. The population of Durack in 2016 was 7487 people. By 2021 the population was 7788 showing a population growth of 4.0% in the area during that time. The predominant age group in Durack is 30-39 years. Households in Durack are primarily couples with children and are likely to be repaying \$1400 - \$1799 per month on mortgage repayments. In general, people in Durack work in a labourer occupation. In 2021, 53.00% of the homes in Durack were owner-occupied compared with 58.70% in 2016.

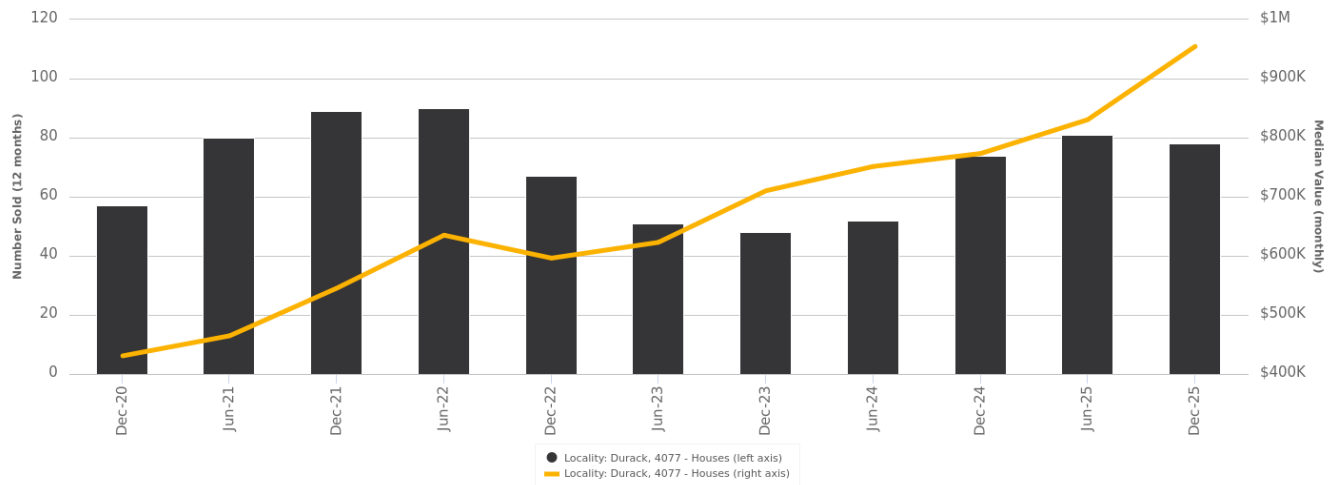
	Total dwellings	Total new listings*	Median Value	Total number currently listed
	1,877	65	\$1,036,075	4
	407	22	\$799,838	8

*Total number of unique properties listed for sale over the past 12 months.

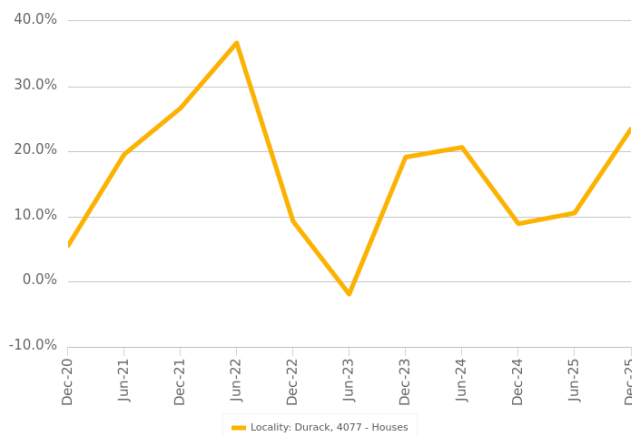


Houses: For Sale

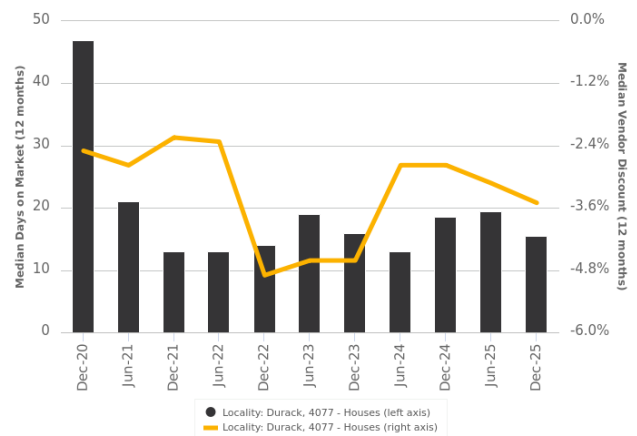
Number Sold vs. Median Value (monthly)



Change in Median Value



Median Days on Market vs. Median Vendor Discount



\$\$\$

Upper Quartile Price*

\$1,005,750

The 75th percentile sale price of sales over the past 12 months within the suburb.

\$\$

Median Price*

\$900,000

The middle sale price of all transactions recorded over the past 12 months within the suburb. Note that sale prices lower than \$10,000 and higher than \$80,000,000 are excluded from the analysis.

\$

Lower Quartile Price*

\$816,500

The 25th percentile sale price of sales over the past 12 months within the suburb.

*Statistics are calculated over a rolling 12 month period

 **Houses: Market Activity Snapshot**

On The Market

Recently Sold

 0

 **2**
BEDROOMS

 0

There are no 2 bedroom Houses on the market in this suburb There are no recently sold 2 bedroom Houses in this suburb

 2

 **3**
BEDROOMS

 12



3 Green Place Durack QLD 4077

Listed on 27 Mar 2026
UNDER CONTRACT

 2
 1
 1
490m²



9/80 Cintra Street Durack QLD 4077

Sold on 25 Mar 2026
Not Disclosed


 2
 2
 1
173m²



9/80 Cintra Street Durack QLD 4077

Listed on 26 Mar 2026
FOR SALE

 2
 2
 1
173m²



16 Kurrajong Street Durack QLD 4077

Sold on 15 Feb 2026
\$940,000

 2
 1
 1
450m²

 2

 **4**
BEDROOMS

 16



21 Durundur Court Durack QLD 4077

Listed on 31 Mar 2026
Sold under the hammer! -
Matthew Groves

 3
 2
 1
1,680m²



13 Chanel Place Durack QLD 4077

Sold on 09 Mar 2026
\$1,100,000


 2
 2
 1
450m²



5 Messara Circuit Durack QLD 4077

Listed on 20 Feb 2026
\$875,000 / Under Offer Toby
Chan & Isaac Nguyen

 2
 2
 1
400m²



5 Boulia Court Durack QLD 4077

Sold on 03 Mar 2026
\$1,310,000*

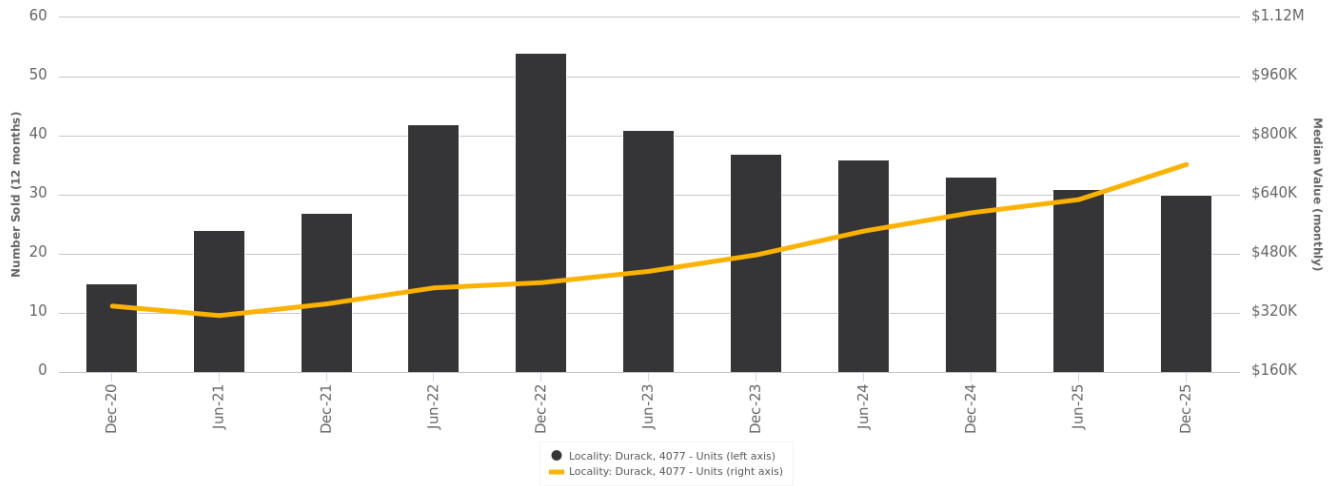
 4
 2
 1
1,093m²

 = number of houses currently On the Market or Sold within the last 6 months

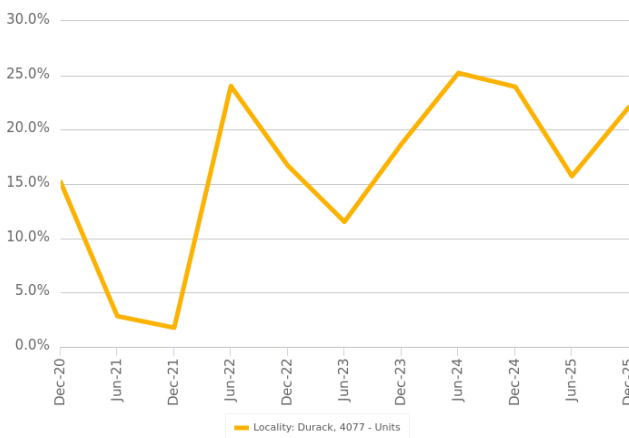
*Agent advised

Units: For Sale

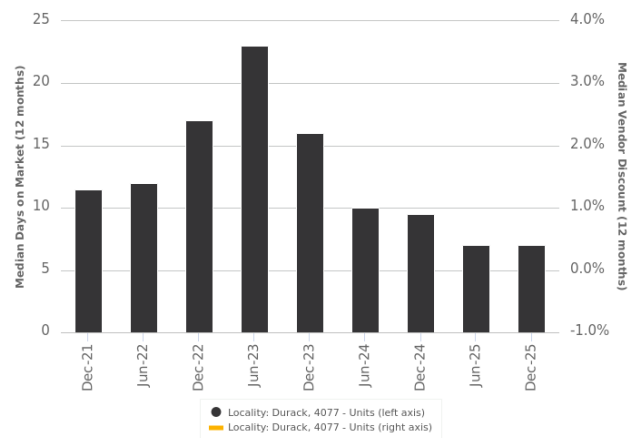
Number Sold vs. Median Value (monthly)



Change in Median Value



Median Days on Market vs. Median Vendor Discount



\$\$\$

Upper Quartile Price*

\$721,000

The 75th percentile sale price of sales over the past 12 months within the suburb.

\$\$

Median Price*

\$660,000

The middle sale price of all transactions recorded over the past 12 months within the suburb. Note that sale prices lower than \$10,000 and higher than \$80,000,000 are excluded from the analysis.

\$

Lower Quartile Price*

\$610,000

The 25th percentile sale price of sales over the past 12 months within the suburb.

*Statistics are calculated over a rolling 12 month period

Units: Market Activity Snapshot

On The Market

Recently Sold

0

1
BEDROOMS

1

There are no 1 bedroom Units on the market in this suburb



4/356 Blunder Road
Durack QLD 4077

Sold on 14 Jan 2026
\$165,000*



2

2
BEDROOMS

5



143/758 Blunder Road
Durack QLD 4077

Listed on 02 Apr 2026
Offers Over \$395,000



149/758 Blunder Road
Durack QLD 4077

Sold on 17 Feb 2026
Not Disclosed



166/758 Blunder Road
Durack QLD 4077

Listed on 30 Jan 2026
\$398,000



151/758 Blunder Road
Durack QLD 4077

Sold on 19 Jan 2026
Not Disclosed



6


3
BEDROOMS

11



41/8 Saint Kilda Court
Durack QLD 4077

Listed on 06 Apr 2026
OFFERS INVITED!!



2/70 Freeman Road
Durack QLD 4077

Sold on 04 Mar 2026
\$880,000*



46/336 King Avenue
Durack QLD 4077

Listed on 05 Apr 2026
CONTACT AGENT



29/54 Outlook Place
Durack QLD 4077

Sold on 19 Feb 2026
\$735,000

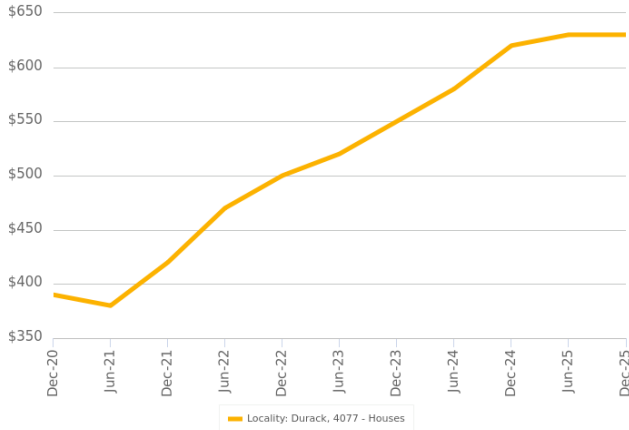


= number of units currently On the Market or Sold within the last 6 months

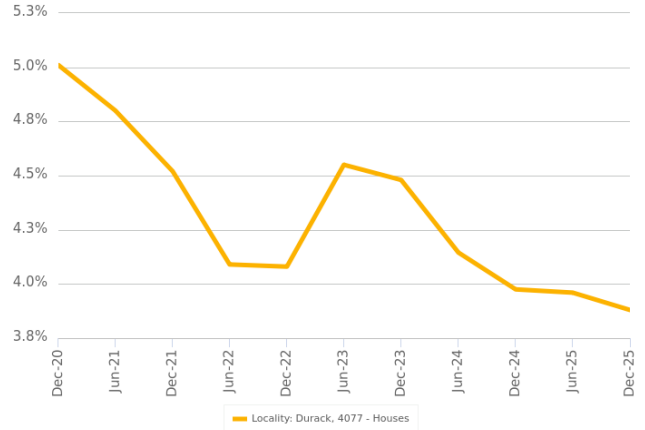
*Agent advised

Houses: For Rent

Median Asking Rent (12 months)



Indicative Gross Rental Yield (12 months)



Houses: Rental Activity Snapshot

For Rent

1

2
BEDROOMS



7 Ronson Street Durack QLD 4077

Listed on 09 Mar 2026
\$530/W

1

1

597m²

1

3
BEDROOMS



15 Green Place Durack QLD 4077

Listed on 04 Feb 2026
\$570/W

2

2

450m²

0

4
BEDROOMS

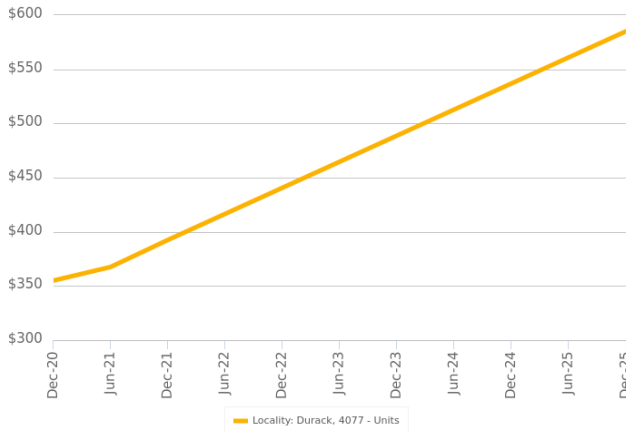
There are no 4 bedroom Houses for rent in this suburb



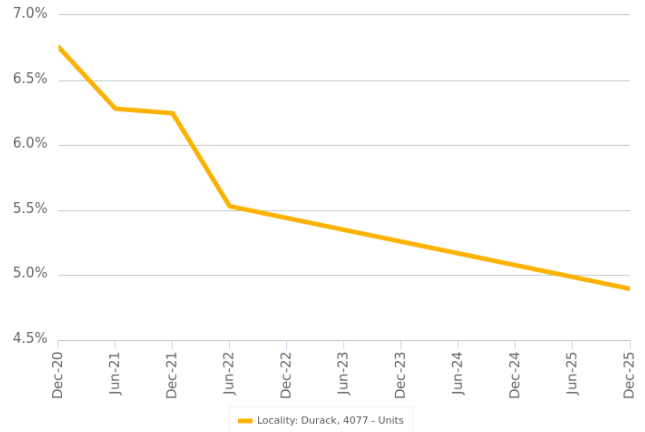
= number of houses observed as On the Market for Rent within the last month

Units: For Rent

Median Asking Rent (12 months)



Indicative Gross Rental Yield (12 months)



Units: Rental Activity Snapshot

For Rent

1

1
BEDROOMS



4 Min Min Court Durack
QLD 4077

Listed on 01 Apr 2026
\$400/W



495m²

0

2
BEDROOMS

There are no 2 bedroom Units for rent in this suburb

4

3
BEDROOMS



26/558 Blunder Road
Durack QLD 4077

Listed on 06 Apr 2026
\$640/W



-



17/558 Blunder Road
Durack QLD 4077

Listed on 03 Apr 2026
\$580/W



-



= number of units observed as On the Market for Rent within the last month

DISCLAIMER

Copyright

This publication reproduces materials and content owned or licenced by RP Data Pty Ltd trading as Cotality (Cotality) and may include data, statistics, estimates, indices, photographs, maps, tools, calculators (including their outputs), commentary, reports and other information (Cotality Data).

© Copyright 2026. Cotality and its licensors are the sole and exclusive owners of all rights, title and interest (including intellectual property rights) subsisting in the Cotality Data contained in this publication. All rights reserved

Cotality Standard Disclaimer

The Cotality Data provided in this publication is of a general nature and should not be construed as specific advice or relied upon in lieu of appropriate professional advice.

While Cotality uses commercially reasonable efforts to ensure the Cotality Data is current, Cotality does not warrant the accuracy, currency or completeness of the Cotality Data and to the full extent permitted by law excludes all loss or damage howsoever arising (including through negligence) in connection with the Cotality Data.

This publication contains data and statistics provided by the Australian Bureau of Statistics (**ABS Data**). ©2026 Copyright in this information belongs to the Australian Bureau of Statistics (**ABS**). The ABS provides no warranty that the ABS Data is free from error, complete or suitable for any particular purpose.

Mapping Data

A map showing boundaries of a property is indicative only and may not be complete or accurate. Any map that is produced is not intended or designed to replace the certificate of title or land survey information. If you need a certificate of title or land survey information for any purpose, then you can order these separately from Cotality or the relevant government body.

State and Territory Data

Based on or contains data provided by the State of Queensland (Department of Resources) 2026. In consideration of the State permitting use of this data you acknowledge and agree that the State gives no warranty in relation to the data (including accuracy, reliability, completeness, currency or suitability) and accepts no liability (including without limitation, liability in negligence) for any loss, damage or costs (including consequential damage) relating to any use of the data. Data must not be used for direct marketing or be used in breach of the privacy laws; more information at www.propertydatacodeofconduct.com.au

If you have any questions or concerns about the information in this report, please contact our customer care team.

Within Australia: **1300 734 318**
Outside Australia: **(+61) 7 3114 9999**
Email us: customercare@corelogic.com.au