

Kenmore QLD
4069



Prepared on: 07 April 2026
Prepared by: Gary and Miriam

Raine & Horne[®]

CoreLogic



10km
 Distance from GPO

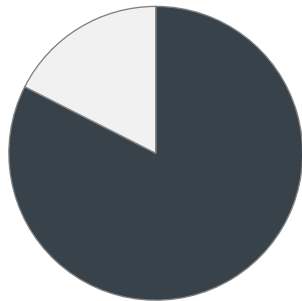


9.7k
 Population
↑ 8.0%
 5 year population change



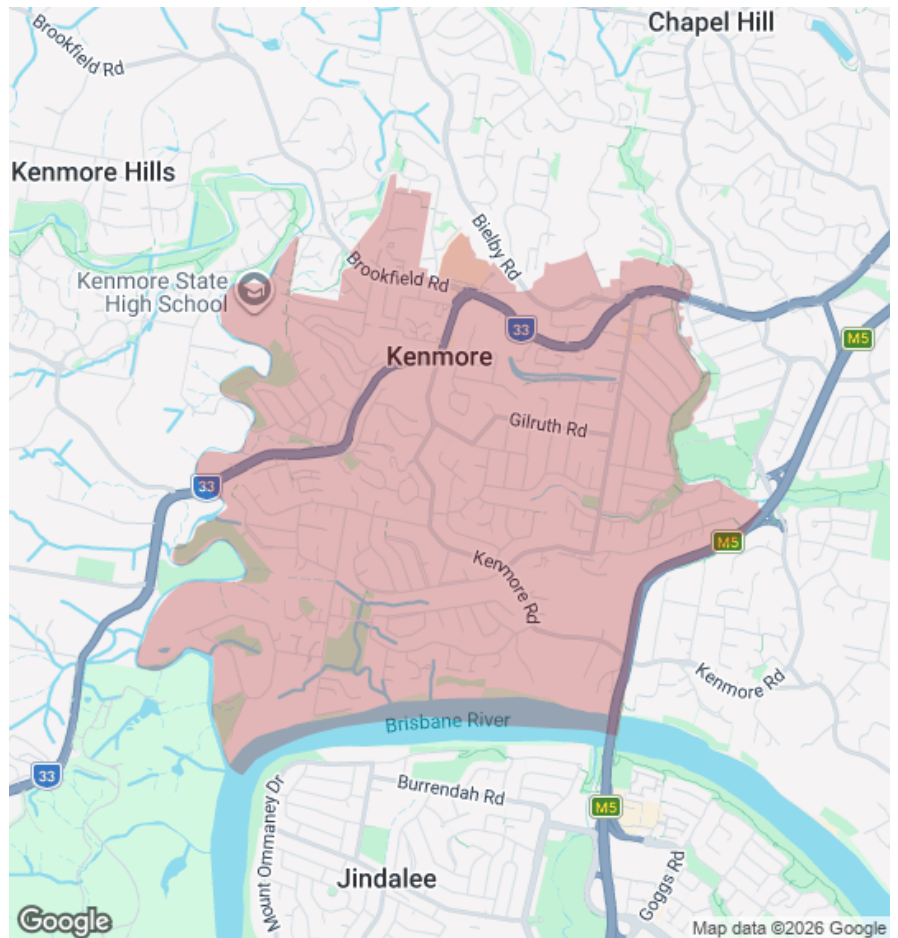
14 years
 Average length of ownership

18%



82%

■ Owner Occupiers ■ Renters



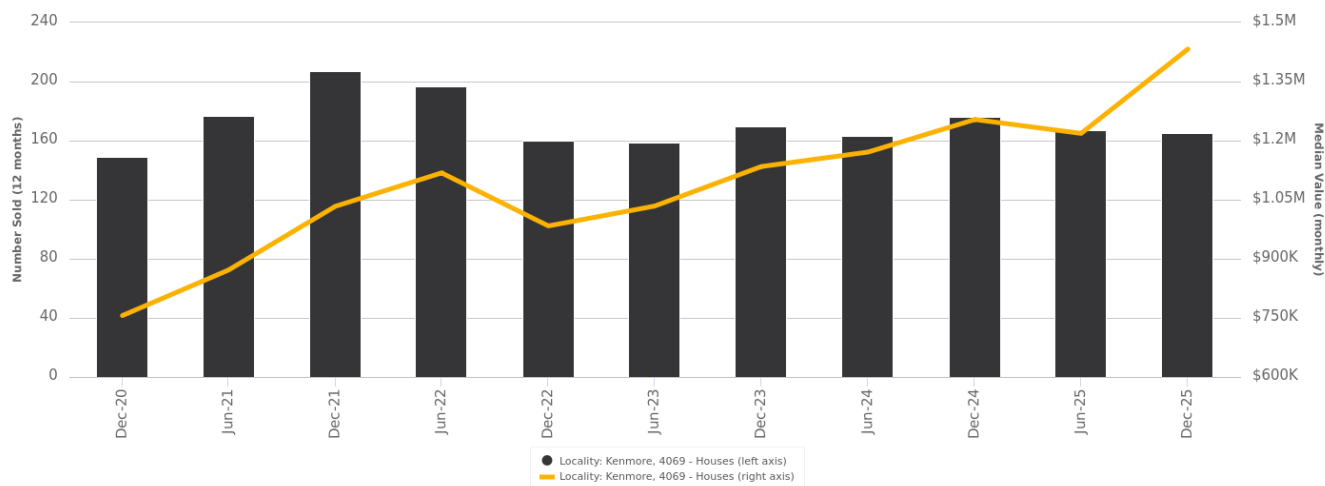
The size of Kenmore is approximately 5.8 square kilometres. It has 21 parks covering nearly 9.0% of total area. The population of Kenmore in 2016 was 8960 people. By 2021 the population was 9675 showing a population growth of 8.0% in the area during that time. The predominant age group in Kenmore is 40-49 years. Households in Kenmore are primarily couples with children and are likely to be repaying \$1800 - \$2399 per month on mortgage repayments. In general, people in Kenmore work in a professional occupation. In 2021, 81.40% of the homes in Kenmore were owner-occupied compared with 80.80% in 2016.

	Total dwellings	Total new listings*	Median Value	Total number currently listed
	3,459	154	\$1,493,931	27
	351	17	\$1,180,616	3

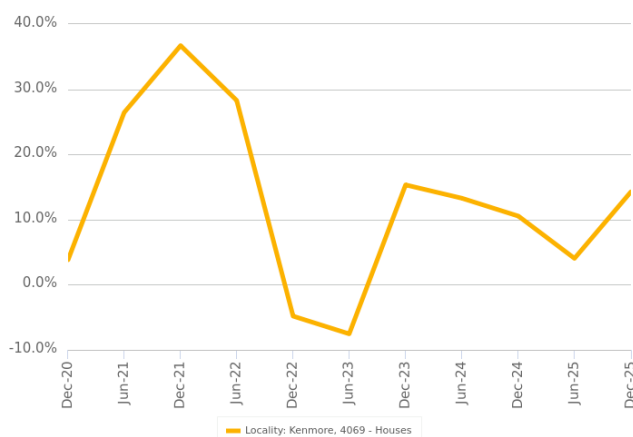
*Total number of unique properties listed for sale over the past 12 months.

Houses: For Sale

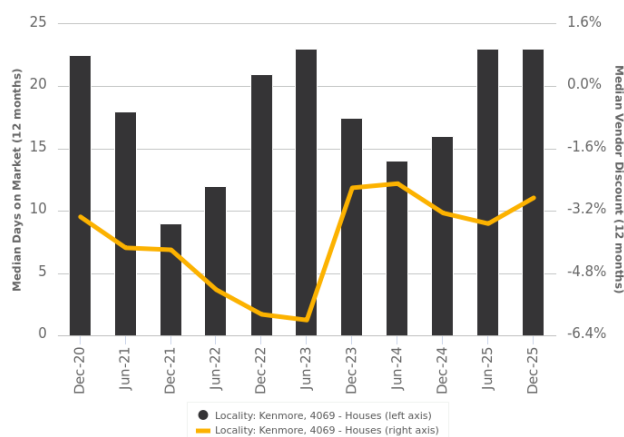
Number Sold vs. Median Value (monthly)



Change in Median Value



Median Days on Market vs. Median Vendor Discount



\$\$\$

Upper Quartile Price*

\$1,684,250

The 75th percentile sale price of sales over the past 12 months within the suburb.

\$\$

Median Price*

\$1,383,000

The middle sale price of all transactions recorded over the past 12 months within the suburb. Note that sale prices lower than \$10,000 and higher than \$80,000,000 are excluded from the analysis.

\$

Lower Quartile Price*

\$1,184,972

The 25th percentile sale price of sales over the past 12 months within the suburb.

*Statistics are calculated over a rolling 12 month period

 **Houses: Market Activity Snapshot**

On The Market

Recently Sold

 0

 2
BEDROOMS

 0

There are no 2 bedroom Houses on the market in this suburb There are no recently sold 2 bedroom Houses in this suburb

 6

 3
BEDROOMS

 12



**45 Aberfoyle Street
Kenmore QLD 4069**
Listed on 07 Apr 2026
FOR SALE

 2
 3
723m²



**50 Currong Street
Kenmore QLD 4069**
Sold on 08 Mar 2026
\$1,670,000*

 2
 2
607m²



**27 Kingussie Street
Kenmore QLD 4069**
Listed on 06 Apr 2026
Auction

 1
 1
726m²



**26 Wyndarra Street
Kenmore QLD 4069**
Sold on 04 Mar 2026
\$1,500,000*

 1
 2
784m²

 11

 4
BEDROOMS

 41



**9 Limita Court Kenmore
QLD 4069**
Listed on 07 Apr 2026
JUST LISTED

 2
 3
766m²



**2 Gleneagle Street
Kenmore QLD 4069**
Sold on 29 Mar 2026
\$1,690,000*

 2
 2
804m²




**31 Mabb Street Kenmore
QLD 4069**
Listed on 07 Apr 2026
Under Contract

 2
 3
632m²



**31 Mabb Street Kenmore
QLD 4069**
Sold on 28 Mar 2026
\$1,660,000*

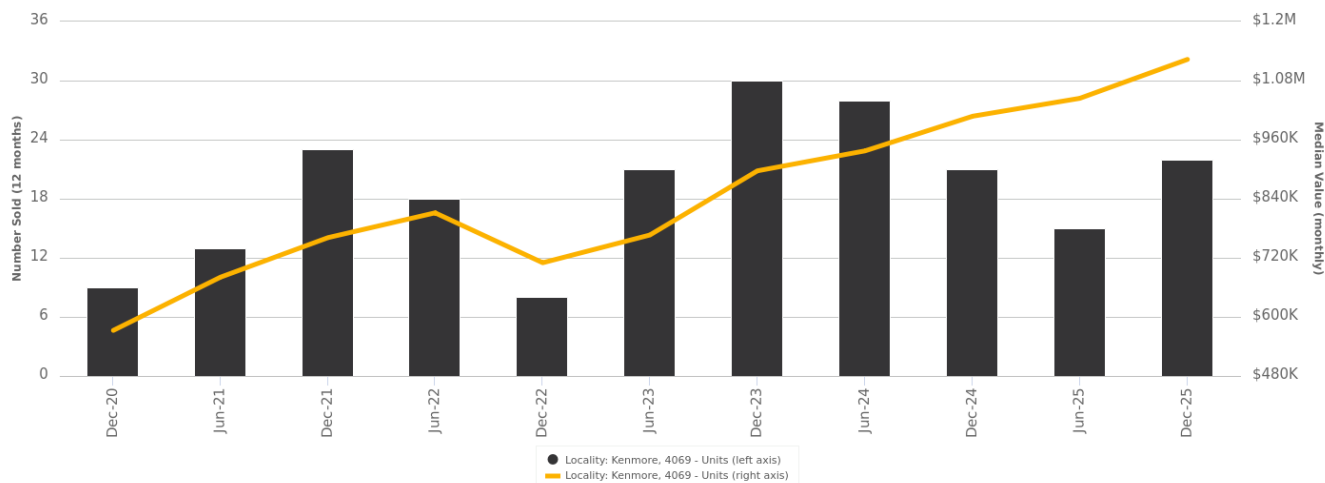
 2
 3
632m²

 = number of houses currently On the Market or Sold within the last 6 months

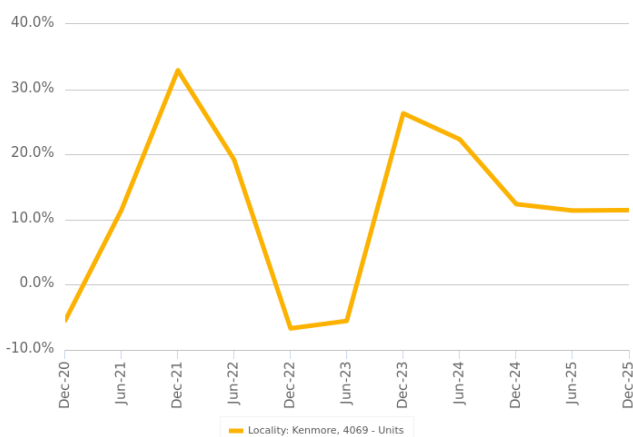
*Agent advised

Units: For Sale

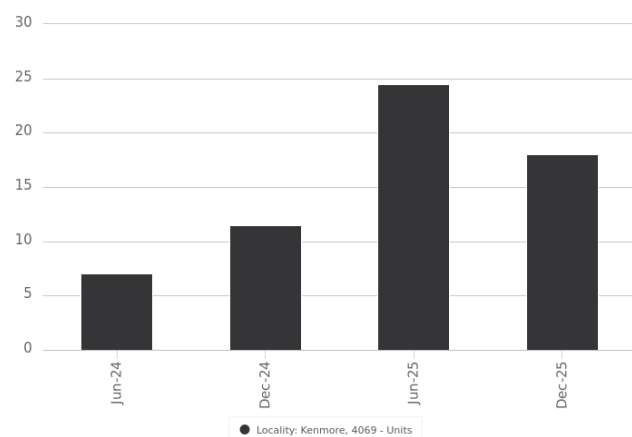
Number Sold vs. Median Value (monthly)



Change in Median Value



Median Days on Market vs. Median Vendor Discount



\$\$\$

Upper Quartile Price*

\$1,150,750

The 75th percentile sale price of sales over the past 12 months within the suburb.

\$\$

Median Price*

\$1,058,250

The middle sale price of all transactions recorded over the past 12 months within the suburb. Note that sale prices lower than \$10,000 and higher than \$80,000,000 are excluded from the analysis.

\$

Lower Quartile Price*

\$984,000

The 25th percentile sale price of sales over the past 12 months within the suburb.

*Statistics are calculated over a rolling 12 month period

Units: Market Activity Snapshot

On The Market

0

1
BEDROOMS

Recently Sold

0

There are no 1 bedroom Units on the market in this suburb

There are no recently sold 1 bedroom Units in this suburb

0

2
BEDROOMS

0

There are no 2 bedroom Units on the market in this suburb

There are no recently sold 2 bedroom Units in this suburb

1

3
BEDROOMS


9



19/19 Merlin Terrace
Kenmore QLD 4069

Listed on 07 Apr 2026
OFFERS OVER \$1,089,000
CONSIDERED

1
 2
 208m²



407/33E Kersley Road
Kenmore QLD 4069

Sold on 03 Mar 2026
\$1,335,000*

2
 2
 204m²



113/35 Kersley Road
Kenmore QLD 4069

Sold on 28 Nov 2025
\$1,375,000

2
 2
 222m²

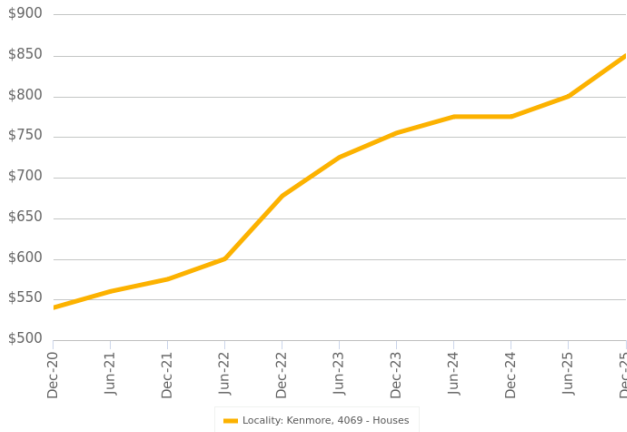


= number of units currently On the Market or Sold within the last 6 months

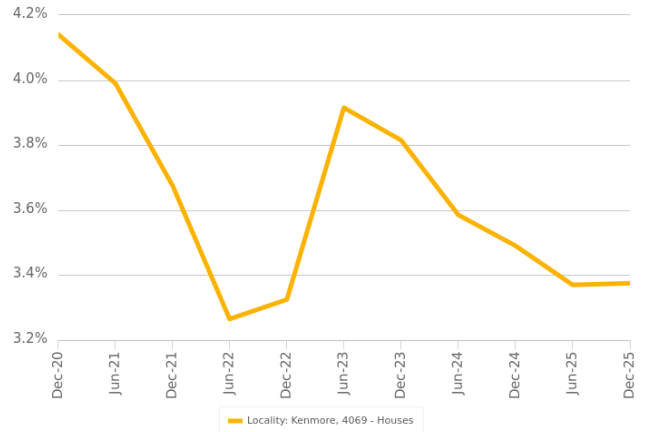
*Agent advised

Houses: For Rent

Median Asking Rent (12 months)



Indicative Gross Rental Yield (12 months)



Houses: Rental Activity Snapshot

For Rent

0

2
BEDROOMS

There are no 2 bedroom Houses for rent in this suburb

2

3
BEDROOMS



22 Belsize Street Kenmore QLD 4069

Listed on 31 Mar 2026
\$725/W

2

1

837m²



40 Currong Street Kenmore QLD 4069

Listed on 01 Mar 2026
\$750/W

1

1

607m²

5

4
BEDROOMS



2 Bejimba Street Kenmore QLD 4069

Listed on 07 Apr 2026
\$900/W

2

2

556m²



42 Gleneagle Street Kenmore QLD 4069

Listed on 06 Apr 2026
\$960/W

2

2

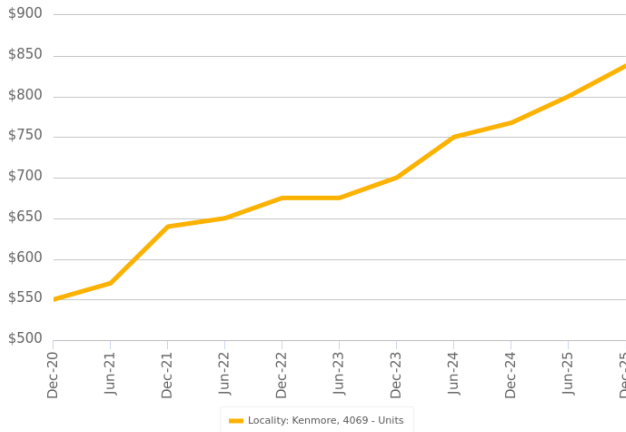
878m²



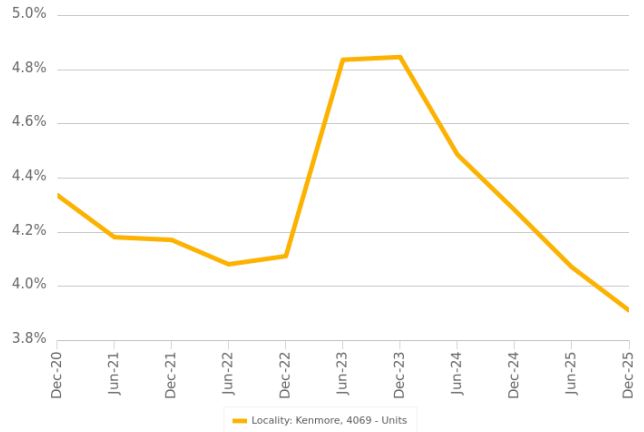
= number of houses observed as On the Market for Rent within the last month

Units: For Rent

Median Asking Rent (12 months)



Indicative Gross Rental Yield (12 months)



Units: Rental Activity Snapshot

For Rent

1

1
BEDROOMS



85/7 Lawrence Lyons Place
Kenmore QLD 4069

Listed on 26 Mar 2026
\$330/W



0

2
BEDROOMS

There are no 2 bedroom Units for rent in this suburb

1

3
BEDROOMS



13/45 Kersley Road
Kenmore QLD 4069

Listed on 07 Apr 2026
\$850/W



198m²



= number of units observed as On the Market for Rent within the last month

DISCLAIMER

Copyright

This publication reproduces materials and content owned or licenced by RP Data Pty Ltd trading as Cotality (Cotality) and may include data, statistics, estimates, indices, photographs, maps, tools, calculators (including their outputs), commentary, reports and other information (Cotality Data).

© Copyright 2026. Cotality and its licensors are the sole and exclusive owners of all rights, title and interest (including intellectual property rights) subsisting in the Cotality Data contained in this publication. All rights reserved

Cotality Standard Disclaimer

The Cotality Data provided in this publication is of a general nature and should not be construed as specific advice or relied upon in lieu of appropriate professional advice.

While Cotality uses commercially reasonable efforts to ensure the Cotality Data is current, Cotality does not warrant the accuracy, currency or completeness of the Cotality Data and to the full extent permitted by law excludes all loss or damage howsoever arising (including through negligence) in connection with the Cotality Data.

This publication contains data and statistics provided by the Australian Bureau of Statistics (**ABS Data**). ©2026 Copyright in this information belongs to the Australian Bureau of Statistics (**ABS**). The ABS provides no warranty that the ABS Data is free from error, complete or suitable for any particular purpose.

Mapping Data

A map showing boundaries of a property is indicative only and may not be complete or accurate. Any map that is produced is not intended or designed to replace the certificate of title or land survey information. If you need a certificate of title or land survey information for any purpose, then you can order these separately from Cotality or the relevant government body.

State and Territory Data

Based on or contains data provided by the State of Queensland (Department of Resources) 2026. In consideration of the State permitting use of this data you acknowledge and agree that the State gives no warranty in relation to the data (including accuracy, reliability, completeness, currency or suitability) and accepts no liability (including without limitation, liability in negligence) for any loss, damage or costs (including consequential damage) relating to any use of the data. Data must not be used for direct marketing or be used in breach of the privacy laws; more information at www.propertydatacodeofconduct.com.au

If you have any questions or concerns about the information in this report, please contact our customer care team.

Within Australia: **1300 734 318**
Outside Australia: **(+61) 7 3114 9999**
Email us: customercare@corelogic.com.au