

# Oxley QLD 4075



Prepared on: 07 April 2026

Prepared by: Gary and Miriam

**Raine & Horne**<sup>®</sup>

**CoreLogic**



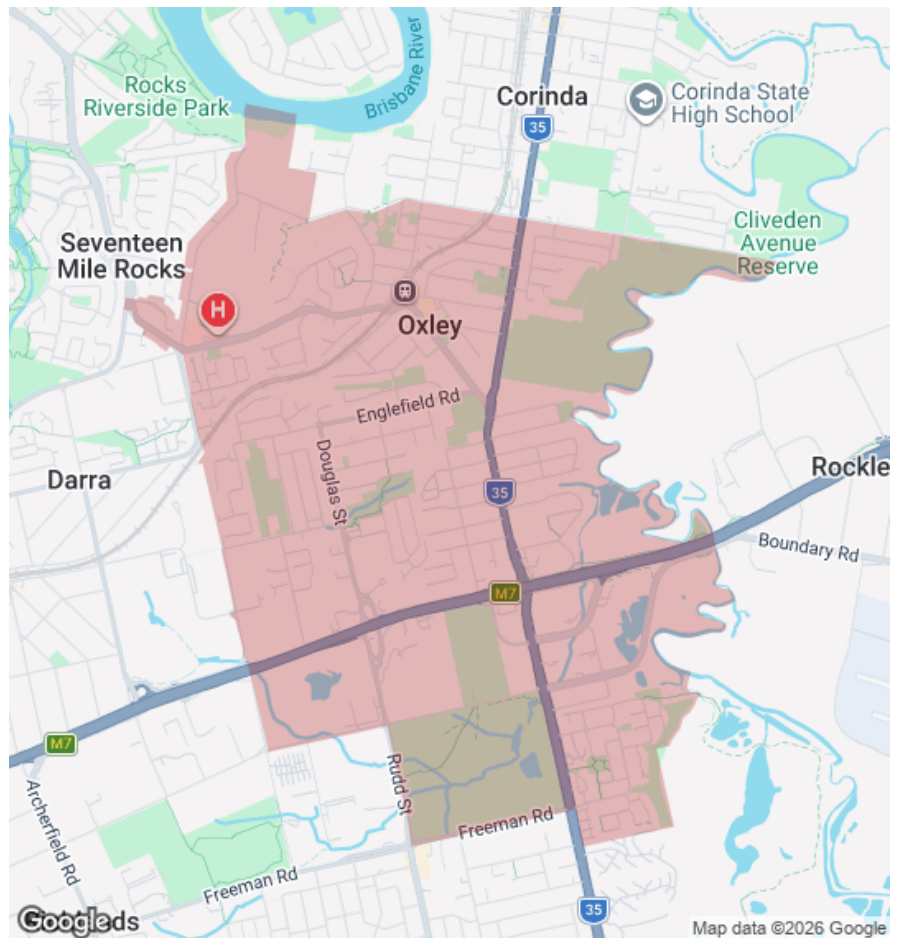
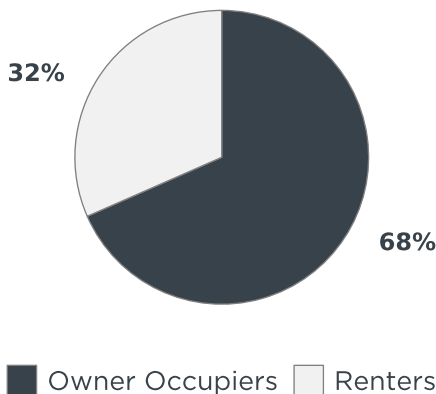
**11km**  
Distance from GPO



**9.1k**  
Population  
**↑9.2%**  
5 year population change



**12 years**  
Average length of ownership



The size of Oxley is approximately 7.2 square kilometres. It has 26 parks covering nearly 21.8% of total area. The population of Oxley in 2016 was 8336 people. By 2021 the population was 9100 showing a population growth of 9.2% in the area during that time. The predominant age group in Oxley is 30-39 years. Households in Oxley are primarily couples with children and are likely to be repaying \$1800 - \$2399 per month on mortgage repayments. In general, people in Oxley work in a professional occupation. In 2021, 66.60% of the homes in Oxley were owner-occupied compared with 68.10% in 2016.

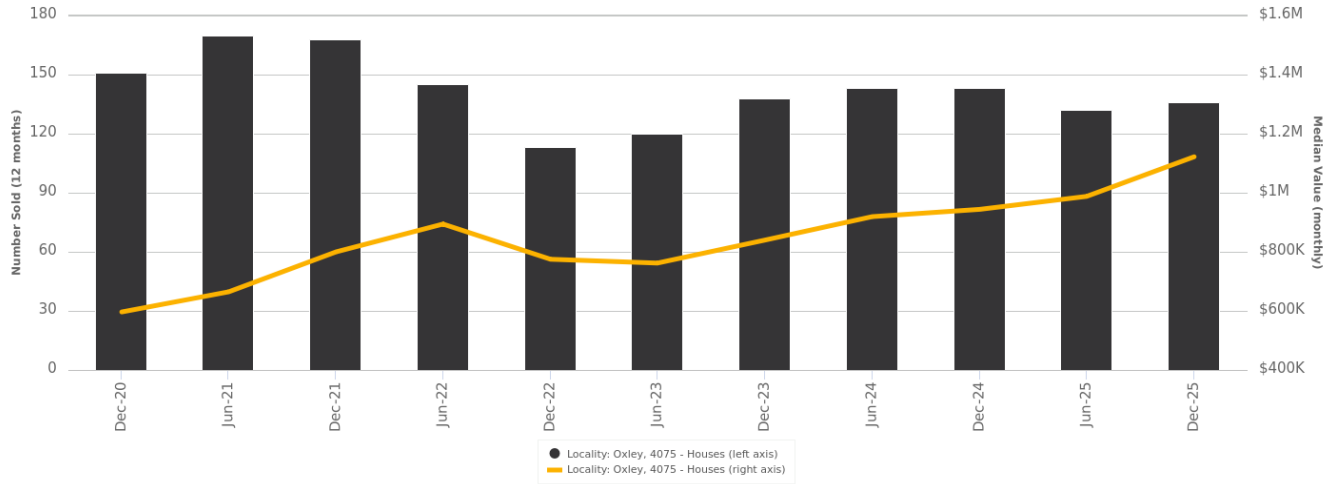
	Total dwellings	Total new listings*	Median Value	Total number currently listed
	3,009	107	\$1,181,385	18
	621	30	\$784,963	5

\*Total number of unique properties listed for sale over the past 12 months.

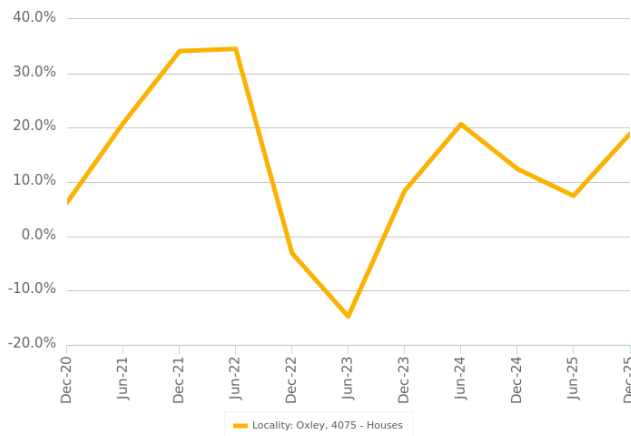


## Houses: For Sale

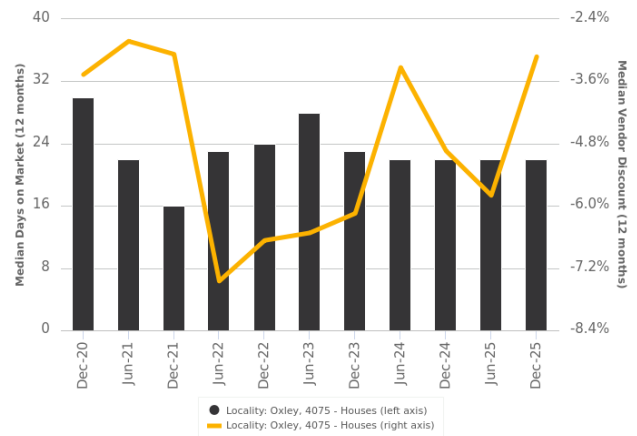
Number Sold vs. Median Value (monthly)



Change in Median Value



Median Days on Market vs. Median Vendor Discount



\$\$\$

Upper Quartile Price\*

\$1,250,000

The 75th percentile sale price of sales over the past 12 months within the suburb.

\$\$

Median Price\*

\$1,014,000

The middle sale price of all transactions recorded over the past 12 months within the suburb. Note that sale prices lower than \$10,000 and higher than \$80,000,000 are excluded from the analysis.

\$

Lower Quartile Price\*

\$859,750

The 25th percentile sale price of sales over the past 12 months within the suburb.

\*Statistics are calculated over a rolling 12 month period

 **Houses: Market Activity Snapshot**

On The Market

Recently Sold

 2

 2  
BEDROOMS

 1



**62 Bayford Street Oxley QLD 4075**

Listed on 07 Apr 2026  
Offers over \$699,000



**126 Englefield Road Oxley QLD 4075**

Sold on 25 Feb 2026  
\$1,215,000\*



**26 Price Street Oxley QLD 4075**

Listed on 30 Mar 2026  
For Sale



 6

 3  
BEDROOMS

 20



**1 Boodera Street Oxley QLD 4075**

Listed on 07 Apr 2026  
AUCTION



**1 Boodera Street Oxley QLD 4075**

Sold on 01 Apr 2026  
\$1,020,000\*



**371 Seventeen Mile Rocks Road Oxley QLD 4075**

Listed on 07 Apr 2026  
Offers over \$980,000



**7 Masterton Street Oxley QLD 4075**

Sold on 25 Mar 2026  
\$1,201,000\*



 8

 4  
BEDROOMS

 26



**4 Riviera Court Oxley QLD 4075**

Listed on 07 Apr 2026  
Auction



**72 Englefield Road Oxley QLD 4075**

Sold on 17 Mar 2026  
Not Disclosed



**25 Ormond Road Oxley QLD 4075**

Listed on 05 Apr 2026  
Auction



**25 Ormond Road Oxley QLD 4075**

Sold on 14 Mar 2026  
\$1,200,000\*

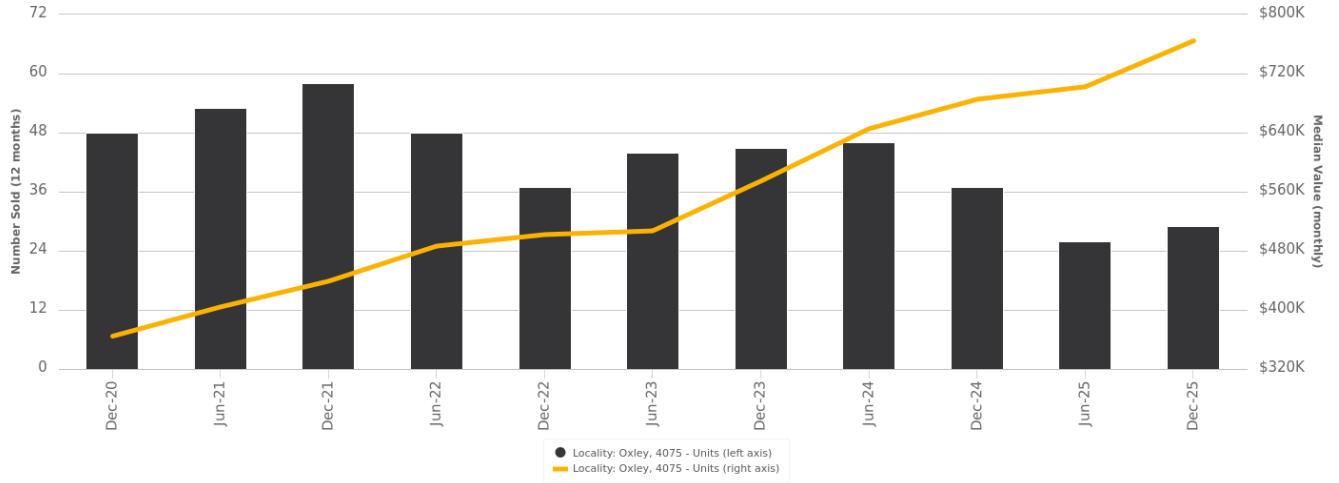


 = number of houses currently On the Market or Sold within the last 6 months

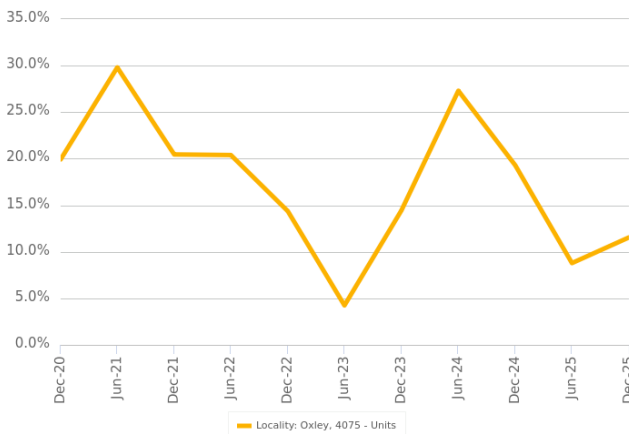
\*Agent advised

## Units: For Sale

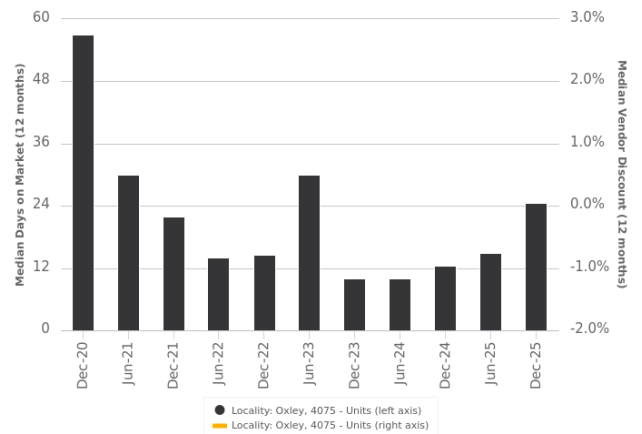
Number Sold vs. Median Value (monthly)



Change in Median Value



Median Days on Market vs. Median Vendor Discount



\$\$\$

Upper Quartile Price\*

\$891,250

The 75th percentile sale price of sales over the past 12 months within the suburb.

\$\$

Median Price\*

\$785,000

The middle sale price of all transactions recorded over the past 12 months within the suburb. Note that sale prices lower than \$10,000 and higher than \$80,000,000 are excluded from the analysis.

\$

Lower Quartile Price\*

\$682,250

The 25th percentile sale price of sales over the past 12 months within the suburb.

\*Statistics are calculated over a rolling 12 month period

**Units: Market Activity Snapshot**

On The Market

0

1  
BEDROOMS

There are no 1 bedroom Units on the market in this suburb

Recently Sold

1



**46 Cook Street Oxley QLD 4075**

Sold on 23 Dec 2025  
\$1,475,000

-  
 1  
 385m<sup>2</sup>

0

2  
BEDROOMS

There are no 2 bedroom Units on the market in this suburb

2



**103/61 Ellen Street Oxley QLD 4075**

Sold on 05 Mar 2026  
\$830,000\*

1  
 2  
 105m<sup>2</sup>



**201/61 Ellen Street Oxley QLD 4075**

Sold on 07 Feb 2026  
\$795,000

1  
 2  
 87m<sup>2</sup>

4

3  
BEDROOMS

19



**43/11 Oakmont Avenue Oxley QLD 4075**

Listed on 03 Apr 2026  
FOR SALE

1  
 1  
 175m<sup>2</sup>



**28/10 Chapman Place Oxley QLD 4075**

Sold on 06 Mar 2026  
\$840,000

2  
 2  
 127m<sup>2</sup>



**1/10 Costalot Street Oxley QLD 4075**

Listed on 02 Apr 2026  
For sale

2  
 2  
 150m<sup>2</sup>



**6/16 Costalot Street Oxley QLD 4075**

Sold on 23 Feb 2026  
\$900,000

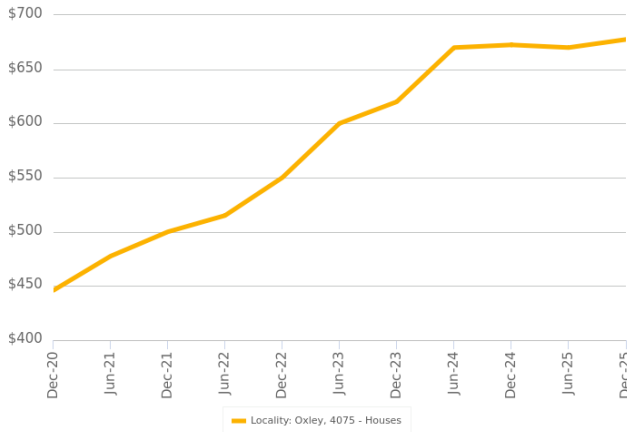
2  
 2  
 139m<sup>2</sup>

= number of units currently On the Market or Sold within the last 6 months

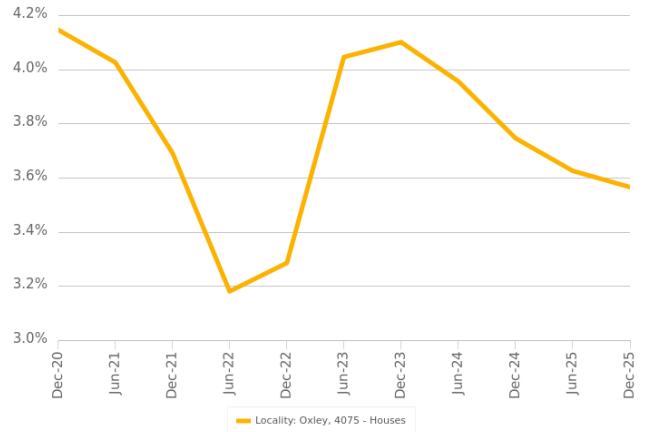
\*Agent advised

## Houses: For Rent

Median Asking Rent (12 months)



Indicative Gross Rental Yield (12 months)



## Houses: Rental Activity Snapshot

For Rent

0

2  
BEDROOMS

There are no 2 bedroom Houses for rent in this suburb

1

3  
BEDROOMS



**39 Lawson Street Oxley  
QLD 4075**

Listed on 11 Mar 2026  
\$640/W

3

1

607m<sup>2</sup>

3

4  
BEDROOMS



**89 Finnegan Circuit Oxley  
QLD 4075**

Listed on 07 Apr 2026  
\$890/W

2

2

420m<sup>2</sup>



**48 Gleneagles Crescent  
Oxley QLD 4075**

Listed on 07 Apr 2026  
\$760/W

2

2

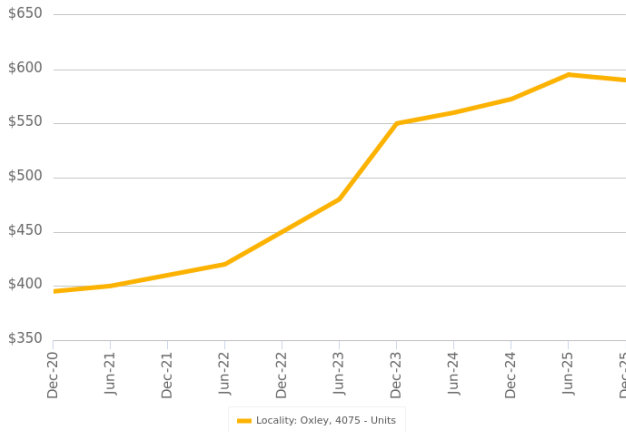
450m<sup>2</sup>



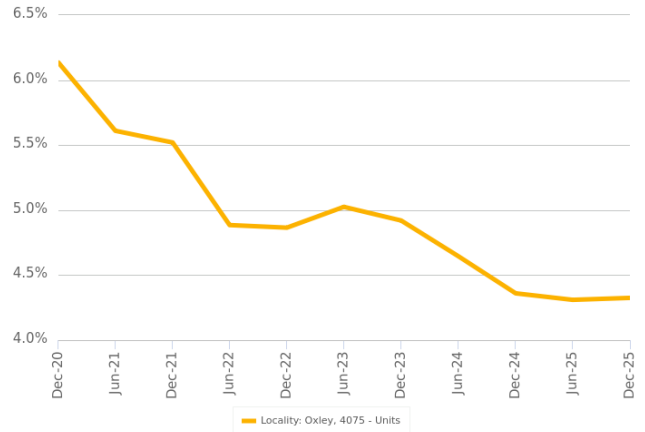
= number of houses observed as On the Market for Rent within the last month

## Units: For Rent

Median Asking Rent (12 months)



Indicative Gross Rental Yield (12 months)



## Units: Rental Activity Snapshot

### For Rent

5

1  
BEDROOMS



**46 Cook Street Oxley QLD 4075**

Listed on 02 Apr 2026  
\$440/W



**16 Saint Clements Road Oxley QLD 4075**

Listed on 01 Apr 2026  
\$460/W



1

2  
BEDROOMS



**203/61 Ellen Street Oxley QLD 4075**

Listed on 31 Mar 2026  
\$620/W



5

3  
BEDROOMS



**50/11 Oakmont Avenue Oxley QLD 4075**

Listed on 09 Mar 2026  
\$580/W



**86 Jutland Street Oxley QLD 4075**

Listed on 06 Mar 2026  
\$665/W



= number of units observed as On the Market for Rent within the last month

## DISCLAIMER

### Copyright

This publication reproduces materials and content owned or licenced by RP Data Pty Ltd trading as Cotality (Cotality) and may include data, statistics, estimates, indices, photographs, maps, tools, calculators (including their outputs), commentary, reports and other information (Cotality Data).

© Copyright 2026. Cotality and its licensors are the sole and exclusive owners of all rights, title and interest (including intellectual property rights) subsisting in the Cotality Data contained in this publication. All rights reserved

### Cotality Standard Disclaimer

The Cotality Data provided in this publication is of a general nature and should not be construed as specific advice or relied upon in lieu of appropriate professional advice.

While Cotality uses commercially reasonable efforts to ensure the Cotality Data is current, Cotality does not warrant the accuracy, currency or completeness of the Cotality Data and to the full extent permitted by law excludes all loss or damage howsoever arising (including through negligence) in connection with the Cotality Data.

This publication contains data and statistics provided by the Australian Bureau of Statistics (**ABS Data**). ©2026 Copyright in this information belongs to the Australian Bureau of Statistics (**ABS**). The ABS provides no warranty that the ABS Data is free from error, complete or suitable for any particular purpose.

### Mapping Data

A map showing boundaries of a property is indicative only and may not be complete or accurate. Any map that is produced is not intended or designed to replace the certificate of title or land survey information. If you need a certificate of title or land survey information for any purpose, then you can order these separately from Cotality or the relevant government body.

### State and Territory Data

Based on or contains data provided by the State of Queensland (Department of Resources) 2026. In consideration of the State permitting use of this data you acknowledge and agree that the State gives no warranty in relation to the data (including accuracy, reliability, completeness, currency or suitability) and accepts no liability (including without limitation, liability in negligence) for any loss, damage or costs (including consequential damage) relating to any use of the data. Data must not be used for direct marketing or be used in breach of the privacy laws; more information at [www.propertydatacodeofconduct.com.au](http://www.propertydatacodeofconduct.com.au)

If you have any questions or concerns about the information in this report, please contact our customer care team.

Within Australia: **1300 734 318**  
Outside Australia: **(+61) 7 3114 9999**  
Email us: [customercare@corelogic.com.au](mailto:customercare@corelogic.com.au)