

Taringa QLD 4068



Prepared on: 07 April 2026

Prepared by: Gary and Miriam

Raine & Horne[®]

CoreLogic



5.4km
Distance from GPO

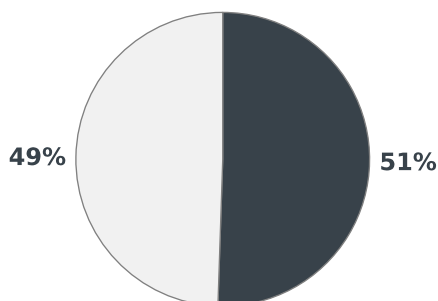


8.7k
Population

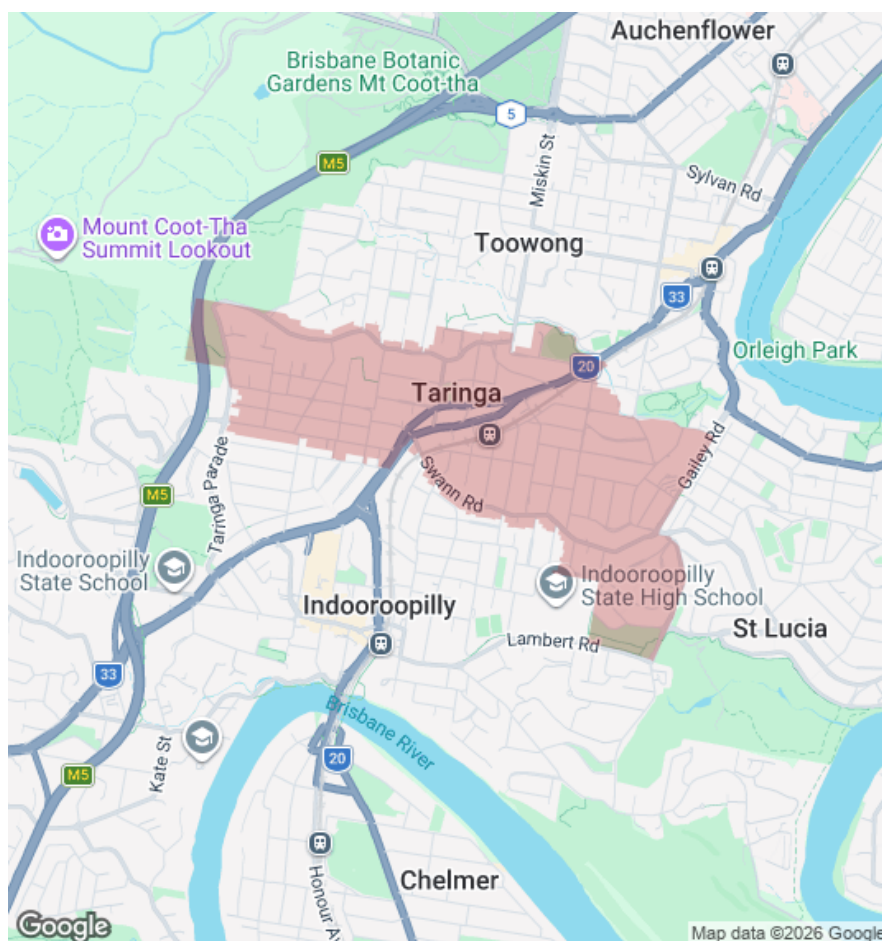
↑ 4.2%
5 year population change



13 years
Average length of ownership



■ Owner Occupiers □ Renters



The size of Taringa is approximately 2.1 square kilometres. It has 10 parks covering nearly 9.1% of total area. The population of Taringa in 2016 was 8376 people. By 2021 the population was 8732 showing a population growth of 4.2% in the area during that time. The predominant age group in Taringa is 20-29 years. Households in Taringa are primarily childless couples and are likely to be repaying \$1800 - \$2399 per month on mortgage repayments. In general, people in Taringa work in a professional occupation. In 2021, 48.70% of the homes in Taringa were owner-occupied compared with 43.60% in 2016.

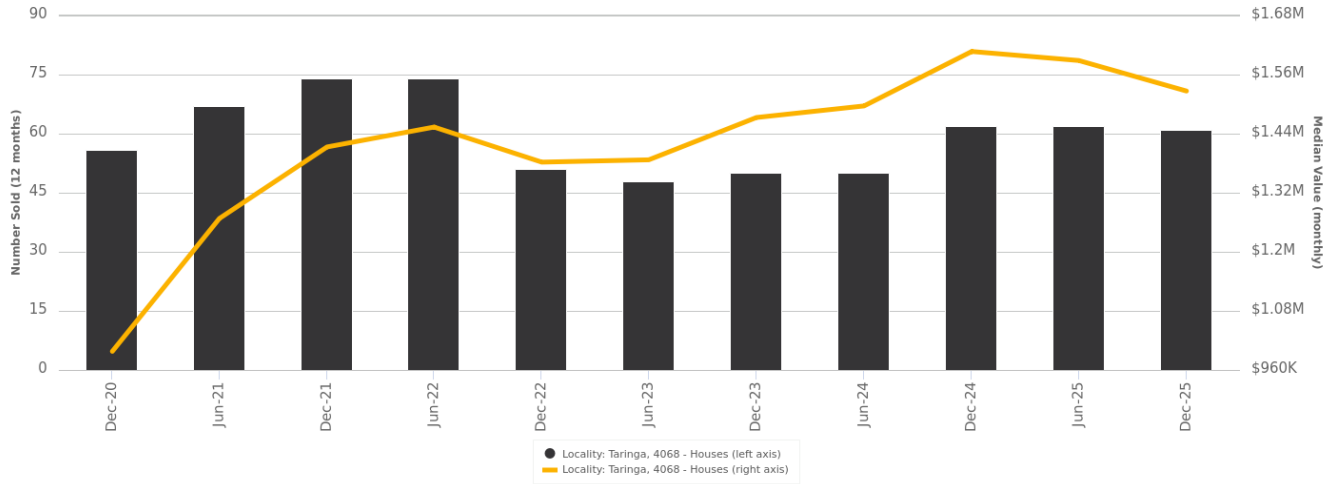
	Total dwellings	Total new listings*	Median Value	Total number currently listed
	1,314	37	\$1,725,459	6
	3,052	134	\$936,016	26

*Total number of unique properties listed for sale over the past 12 months.

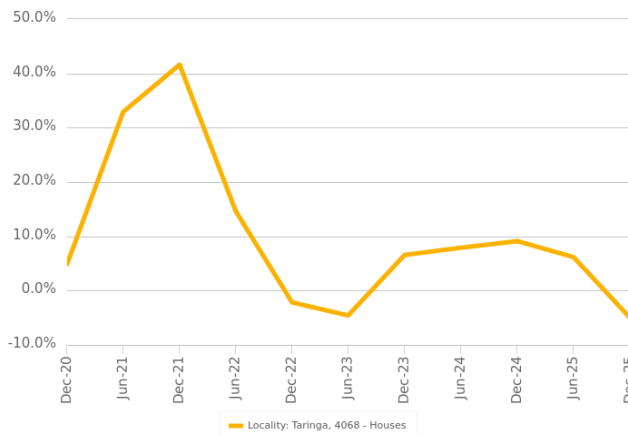


Houses: For Sale

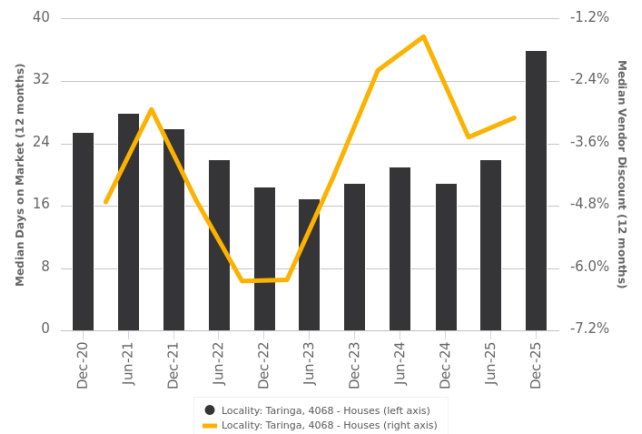
Number Sold vs. Median Value (monthly)



Change in Median Value



Median Days on Market vs. Median Vendor Discount



\$\$\$

Upper Quartile Price*

\$2,065,000

The 75th percentile sale price of sales over the past 12 months within the suburb.

\$\$

Median Price*

\$1,675,000

The middle sale price of all transactions recorded over the past 12 months within the suburb. Note that sale prices lower than \$10,000 and higher than \$80,000,000 are excluded from the analysis.

\$

Lower Quartile Price*

\$1,260,000

The 25th percentile sale price of sales over the past 12 months within the suburb.

*Statistics are calculated over a rolling 12 month period

 **Houses: Market Activity Snapshot**

On The Market

Recently Sold

 1

 2
BEDROOMS

 1



**64/1 Moore Street Taringa
QLD 4068**

Listed on 18 Feb 2026
\$720,000 Retirement



2.20Ha



**7/37 Alexandra Avenue
Taringa QLD 4068**

Sold on 18 Mar 2026
\$910,000*



136m²

 1

 3
BEDROOMS

 8



**103 Swann Road Taringa
QLD 4068**

Listed on 20 Mar 2026
Under Contract



589m²



**80 Waverley Road Taringa
QLD 4068**

Sold on 06 Mar 2026
\$1,600,000*



405m²



**54 Princess Street Taringa
QLD 4068**

Sold on 17 Feb 2026
\$1,600,000



497m²

 1

 4
BEDROOMS

 5



**225 Swann Road Taringa
QLD 4068**

Listed on 27 Mar 2026
Offers \$2m PLUS



405m²



**46 Swann Road Taringa
QLD 4068**

Sold on 22 Jan 2026
\$2,500,000



511m²



**95 Goldsbrough Road
Taringa QLD 4068**

Sold on 30 Dec 2025
\$1,980,000



764m²

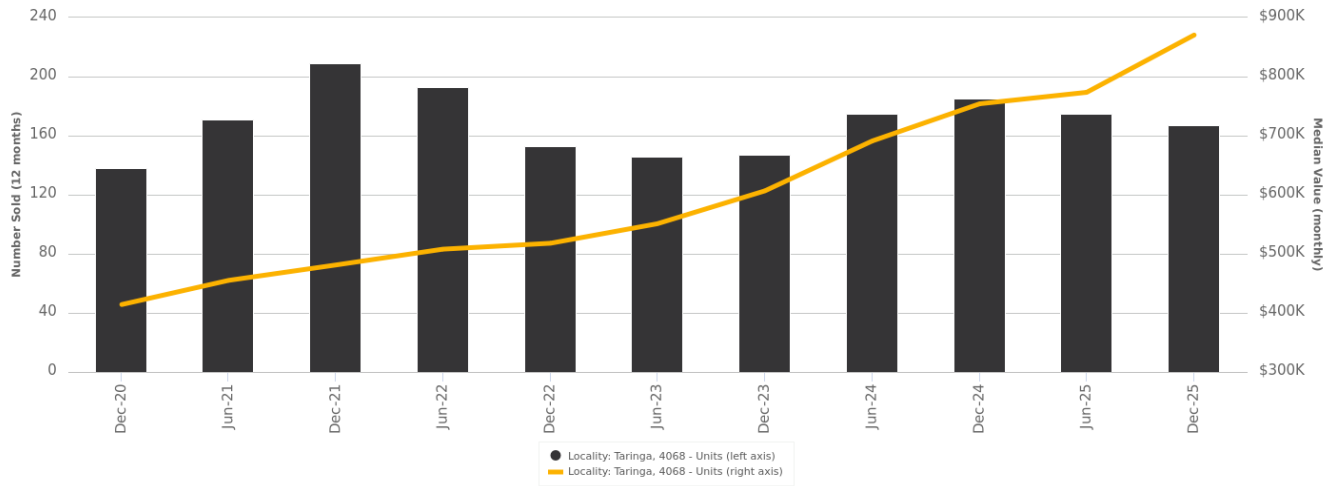


= number of houses currently On the Market or Sold within the last 6 months

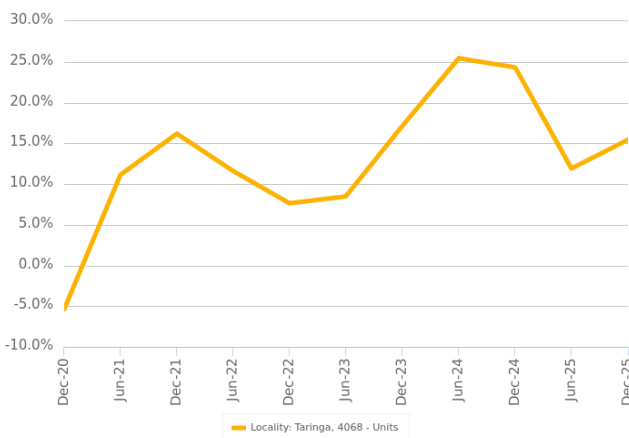
*Agent advised

Units: For Sale

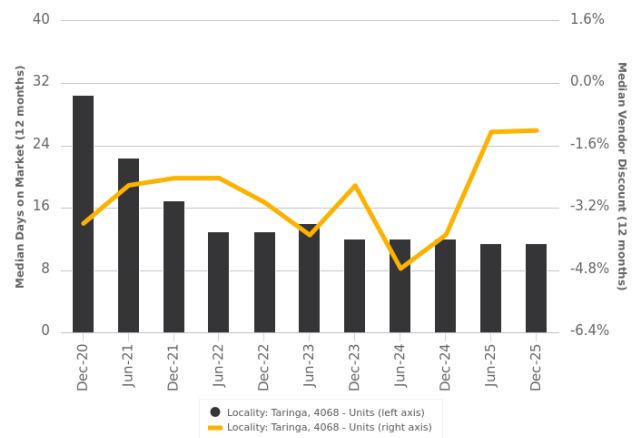
Number Sold vs. Median Value (monthly)



Change in Median Value



Median Days on Market vs. Median Vendor Discount



\$\$\$

Upper Quartile Price*

\$941,000

The 75th percentile sale price of sales over the past 12 months within the suburb.

\$\$

Median Price*

\$763,000

The middle sale price of all transactions recorded over the past 12 months within the suburb. Note that sale prices lower than \$10,000 and higher than \$80,000,000 are excluded from the analysis.

\$

Lower Quartile Price*

\$635,750

The 25th percentile sale price of sales over the past 12 months within the suburb.

*Statistics are calculated over a rolling 12 month period

Units: Market Activity Snapshot

On The Market

Recently Sold

2

1
BEDROOMS

15



120/1 Moore Street Taringa QLD 4068

Listed on 01 Apr 2026
\$399,000 Retirement



2.20Ha



2/49 Westerham Street Taringa QLD 4068

Sold on 24 Mar 2026
\$570,000*



52m²



124/1 Moore Street Taringa QLD 4068

Listed on 23 Mar 2026
\$339,000 - Retirement



2.20Ha



19/3 Harrys Road Taringa QLD 4068

Sold on 16 Mar 2026
\$715,000*



63m²

15

2
BEDROOMS

53




5/17 Alexandra Avenue Taringa QLD 4068

Listed on 07 Apr 2026
Best Offers By, 1st May



169m²



27 Westerham Street Taringa QLD 4068

Sold on 27 Mar 2026
\$990,000*



124m²



6/99 Indooroopilly Road Taringa QLD 4068

Listed on 07 Apr 2026
Offers Over \$835,000



135m²



95/35 Morrow Street Taringa QLD 4068

Sold on 16 Mar 2026
\$775,000



92m²

9

3
BEDROOMS

22




3/125 Indooroopilly Road Taringa QLD 4068

Listed on 07 Apr 2026
Offers Over \$1,250,000



178m²



13/5 Ada Street Taringa QLD 4068

Sold on 18 Mar 2026
Not Disclosed



138m²



4/27 Swann Road Taringa QLD 4068

Listed on 07 Apr 2026
For Sale



112m²



55A Oxford Terrace Taringa QLD 4068

Sold on 12 Mar 2026
\$1,455,000*



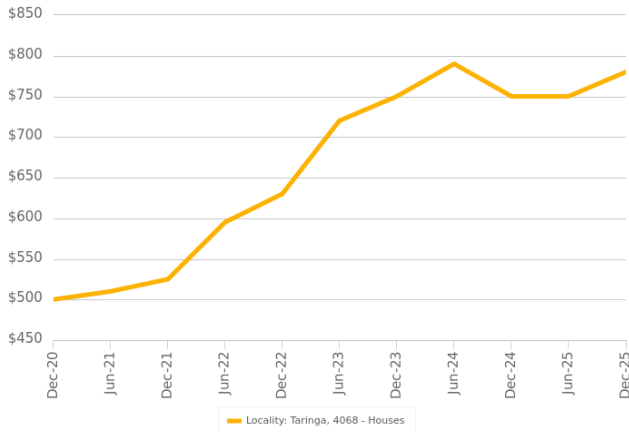
166m²

= number of units currently On the Market or Sold within the last 6 months

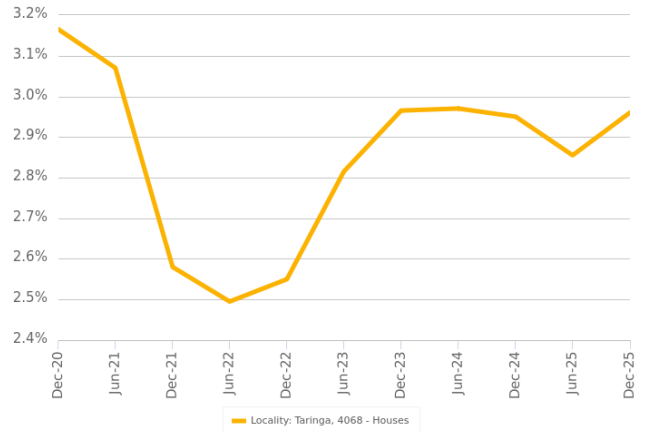
*Agent advised

Houses: For Rent

Median Asking Rent (12 months)



Indicative Gross Rental Yield (12 months)



Houses: Rental Activity Snapshot

For Rent

1

2
BEDROOMS



**6/21 Montrose Road
Taringa QLD 4068**

Listed on 22 Feb 2026
\$690/W



146m²

5

3
BEDROOMS



**33 Bellevue Parade Taringa
QLD 4068**

Listed on 07 Apr 2026
\$875/W



407m²



**64 Cunningham Street
Taringa QLD 4068**


Listed on 02 Apr 2026
\$750/W



620m²

2

4
BEDROOMS



**21 Iona Terrace Taringa
QLD 4068**

Listed on 07 Apr 2026
\$950/W



617m²



**19 Broomfield Street
Taringa QLD 4068**

Listed on 06 Feb 2026
\$900/W



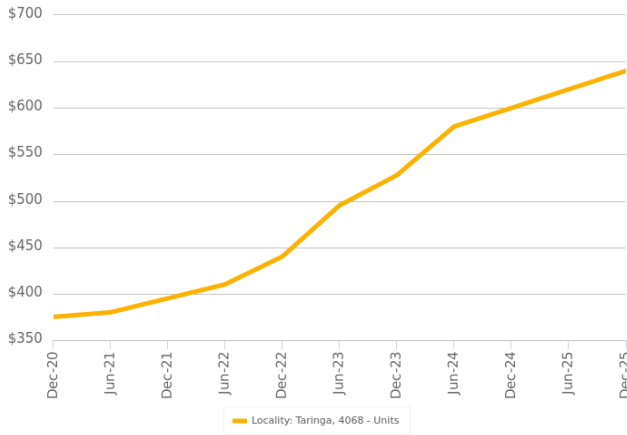
271m²



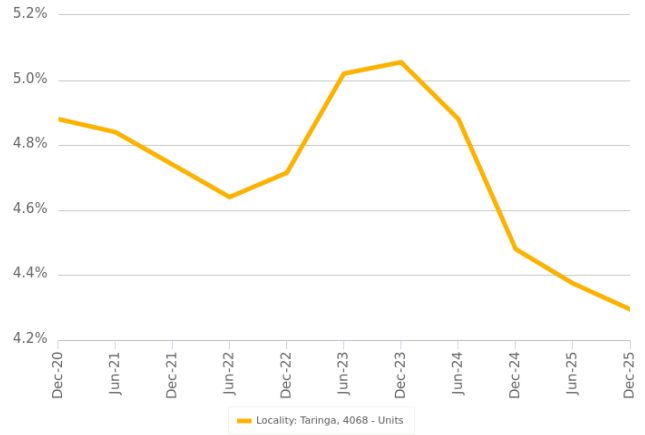
= number of houses observed as On the Market for Rent within the last month

Units: For Rent

Median Asking Rent (12 months)



Indicative Gross Rental Yield (12 months)



Units: Rental Activity Snapshot

For Rent

0

1
BEDROOMS

There are no 1 bedroom Units for rent in this suburb

17

2
BEDROOMS



12/2 Brasted Street Taringa QLD 4068

Listed on 07 Apr 2026
\$640/W

2

2

121m²



5/20 Waverley Road Taringa QLD 4068

Listed on 07 Apr 2026
\$675/W

1

2

117m²

7

3
BEDROOMS



201/71 Swann Road Taringa QLD 4068

Listed on 07 Apr 2026
\$1,200/W

2

2

152m²



23 Bellevue Parade Taringa QLD 4068

Listed on 06 Apr 2026
\$1,395/W

3

3

148m²



= number of units observed as On the Market for Rent within the last month

DISCLAIMER

Copyright

This publication reproduces materials and content owned or licenced by RP Data Pty Ltd trading as Cotality (Cotality) and may include data, statistics, estimates, indices, photographs, maps, tools, calculators (including their outputs), commentary, reports and other information (Cotality Data).

© Copyright 2026. Cotality and its licensors are the sole and exclusive owners of all rights, title and interest (including intellectual property rights) subsisting in the Cotality Data contained in this publication. All rights reserved

Cotality Standard Disclaimer

The Cotality Data provided in this publication is of a general nature and should not be construed as specific advice or relied upon in lieu of appropriate professional advice.

While Cotality uses commercially reasonable efforts to ensure the Cotality Data is current, Cotality does not warrant the accuracy, currency or completeness of the Cotality Data and to the full extent permitted by law excludes all loss or damage howsoever arising (including through negligence) in connection with the Cotality Data.

This publication contains data and statistics provided by the Australian Bureau of Statistics (**ABS Data**). ©2026 Copyright in this information belongs to the Australian Bureau of Statistics (**ABS**). The ABS provides no warranty that the ABS Data is free from error, complete or suitable for any particular purpose.

Mapping Data

A map showing boundaries of a property is indicative only and may not be complete or accurate. Any map that is produced is not intended or designed to replace the certificate of title or land survey information. If you need a certificate of title or land survey information for any purpose, then you can order these separately from Cotality or the relevant government body.

State and Territory Data

Based on or contains data provided by the State of Queensland (Department of Resources) 2026. In consideration of the State permitting use of this data you acknowledge and agree that the State gives no warranty in relation to the data (including accuracy, reliability, completeness, currency or suitability) and accepts no liability (including without limitation, liability in negligence) for any loss, damage or costs (including consequential damage) relating to any use of the data. Data must not be used for direct marketing or be used in breach of the privacy laws; more information at www.propertydatacodeofconduct.com.au

If you have any questions or concerns about the information in this report, please contact our customer care team.

Within Australia: **1300 734 318**
Outside Australia: **(+61) 7 3114 9999**
Email us: customercare@corelogic.com.au