3/1/8/22

AUST... ...IVES
ACCESS STATUS

OPEN

JANUARY 1945

ORIGINAL

4 ARMOURED BRIGADE
APPENDICES

AUSTRALIAN WAR MEMORIAL AWM2020.71.90

War Diary
Appx 19

AUSTRALIAN MILITARY FORCES

1399 198 44

H.Q. 4 Aust Armd Bde,
A.I.F. AUSTRALIA,

18 Jan 45

G Armd Corps
L.H.Q.

A.F.V. USER REPORT
Ref LHQ SM14151 of 10 Jan 43

PENETROMETER "PROCTOR NEEDLE" FOR SOIL TESTING

Part I Tactical - NIL

Part II Technical

Tests carried out by an officer of 1 Aust Armd Regt at Wasp Creek Artillery Range Area, South Queensland.

Object:

1. To test the capabilities of the Proctor Penetrometer in determining the max track and wheel pressure that can be exerted on ground surface and soil for successful crossing by mechanical vehicles.

General:

2. Tests were carried out in accordance with the instructions listed on the inside lid of the Penetrometer carrying case.

3. Results of tests using a Matilda tank are listed in Appendix A.

4. Owing to the result of the above test it was considered unnecessary to carry out further experiments using jeep and trailer fully loaded and tanks on other surfaces.

Ground:

5. Low lying swampy area covered with low grass, roots of which reach a depth of approx 6 ins in the ground. The soil consists of mud and black sand.

Method:

6. Since the ground "crust" (grass, roots etc) may prove deceptive in judging ground and also since tanks will normally break through this "crust" in turning and manoeuvering, tests included readings on the Penetrometer at surface level and also with sods removed to a depth of 6-9 ins. Thus it was hoped to limit obstructions that would xx cause excessive pressure readings.

7. Final results for each test were obtained by taking the average of twenty readings in an area of approx 5 yds diameter.

8. For comparison of results two sizes of needles (i.e. 1/5 sq in area and ½ sq in area) were used with penetrations to approx 15 ins in the ground. The Matilda tk has a 13 in hull clearance.

Result:

9. A Matilda tk (track pressure 18-29 lb per sq in) bellied and sunk approx 2 ft in an area where the Penetrometer readings for penetrations of "crust" and soil greatly exceeded the track pressure of the tank.

AUSTRALIAN WAR MEMORIAL AWM2020.71.90

Conclusions:

10. It is considered that the Penetrometer, in its present form, is unsuitable for use in determining ground weight limit in soft ground.

11. Since only soft ground need be tested owing to the low track pressure of jeeps and Matilda tks, for successful use it would be necessary to have a Penetrometer capable of accurately testing ground to withstand pressures up to 30 lb per sq in. From the tests carried out the following points appear to influence accurate use of the Penetrometer:-

(a) Accurate readings on soft ground cannot be obtained owing to the graduation on the plunger and the tension of the operating spring being unsuitable for the purpose.

(b) It was found that even in a small area a notable difference in readings was obtained, probably due to the minor changes in vegatation, roots and other obstructions and slight difference in formation and composition of the soil.

(c) To obtain an accurate result, the average of numerous readings on the instrument would have to be taken, thus to cover an area, the time factor must be considered.

(d) Bulk and inconvenience if carried by recce personnel on ops.

Brigadier
(D. Macarthur Onslow)
Comd., 4 Aust Armd Bde, A.I.F.

AUSTRALIAN WAR MEMORIAL AWM2020.71.90

PENETROMETER TESTS

APPX A

USING MATILDA TANK ------ Track pressure 18-20 lbs

Test	Ground	Needle	Reading Gd level	6 - 9" sod removed	Needle	Reading gd level	6 - 9" sod removed	Results
1.	Low lying swamp area covered with low grass roots of which reached to approx 6" in soil	Long ½ sq in area	121 lbs per sq in	75 lb per sq in	Long 1/5 sq in	135 lb per sq in	76 lb per sq in	Matilda tank sank to belly level but still mobile
2.	Same area approx 10 yds from point where above readings were taken	Long ½ sq in area	108 lb per sq in	53.6 lb per sq in	Long 1/5 sq in	115 lb per sq in	64.5 lb per sq in	Tk "bellied" and sunk to depth of approx 2 ft

AUSTRALIAN WAR MEMORIAL AWM2020.71.90

War Diary

444 20

II22/II4/45.

HQ 4 Aust Armd Bde AIF
Australia.

I8 Jan 45.

DISCHARGE OF PERSONNEL TO INDUSTRY

The text of LHQ 5054 of I2 Jan 45 is repeated hereunder for information and action by Units in accordance with para 5 :-

"I. Many instances have occurred of applications for discharge which have been refused under the conditions of GRO A736/43 being re-submitted by the interested parties through political channels with the statement that the soldier had been informed that no objection would be raised by the Unit if approval for discharge was received from higher authority.

2. Whilst it is realised that some of these claims may be fictitious, the prevalence of such representations indicates that many Officers do in fact make statements along the lines indicated.

3. This practice not only causes the soldier to have a grudge against the Army with consequent loss of efficiency, but also causes embarrassment to the C-in-C by being used in support of outside pressure to relax the conditions of GRO A736/43 and permit the discharge of members recommended by the Manpower Directorate, irrespective of unit, trade grouping, location etc.,

4. The restrictive conditions of this GRO were promulgated with the primary object of limiting the discharge of trained personnel in formations required for future operations. It is necessary in the interests of Army efficiency generally to retain these conditions.

5. Formations will please ensure that this practice ceases and that members are not informed that discharge is recommended or not opposed, until the final decision is received from the appropriate authority. "

Capt.
(J.E.Alcock)
DAA&QMG 4 Aust Armd Bde

DISTRIBUTION LIST "A"

AUSTRALIAN WAR MEMORIAL AWM2020.71.90

War Diary

Apl 21.

AUSTRALIAN MILITARY FORCES

RESTRICTED

AQ68 105 45

H.Q. 4 Aust Armd Bde,
A.I.F. AUSTRALIA,

18 Jan 45

REPAIR OF INSTRUMENTS

Arrangements have been made for the repair and tropic treatment of all binoculars, watches, compasses and other instruments by 11 Aust Base Workshop AEME, Brisbane. This repair program will commence on the 19 Jan 45, and is expected to last approx three weeks.

Units will withdraw all instruments from issue and hold them suitably packed, in maximum lots of fifty, for evacuation to 11 Aust Base Workshop, during that period.

The instruments, quoting individual serial numbers and quantities, will be listed on AA Form F3, (repair requisition) in triplicate. Each type or pattern of instrument must be recorded on a separate F3.

On receipt of advice from DADME, the instruments to be evacuated will be delivered to DADME office, where they will be checked and forwarded to 11 Aust Base Workshop. Units will be advised immediately the instruments are ready for return.

It is anticipated that instruments will be required from units in the following order:-

1. 2/5 Aust Armd Regt Gp
2. 4 Aust Armd Bde Coy AASC
3. 2/3 Aust Indep Fd Sqn RAE
4. 2/1 Aust Armd Recce Sqn
5. HQ 4 Aust Armd Bde and Ancillary Units and 2/50 Aust LAD
6. 106 Aust Lt Fd Amb
7. 1 Aust Armd Regt Gp
8. A Coy 13/33 Aust Inf Bn, 2/34 Aust Tk Tpter Pl, 1 Aust Amphibious Armd Sqn.

Capt
(J. L. Alcock)
DAA & QMG, 4 Aust Armd Bde

DISTRIBUTION LIST "B"

AUSTRALIAN WAR MEMORIAL AWM2020.71.90

AUSTRALIAN MILITARY FORCES

D 730 App 22

War Diary

H.Q.
4 Aust Armd Bde,
AIF AUSTRALIA.

18 Jan '45.

D.M.E.
L.H.Q.

REPORT OF MATILDA TANK REPAIR PROGRAM CARRIED OUT BY 1 AUST ARMD REGT WKSP.

The following report on an extensive tank overhaul program is forwarded for your information.

Repair programs of a similar nature carried out in this Bde indicate that the amount of work detailed in this report may be taken as typical of that required to recondition a Regiment of Matilda tanks after say, 2 months heavy operations. Due to differences in strength, equipment, working conditions and parts supply, the problems which a workshop will meet in such a program must differ in every case, but again experience has shown that there were no unique or unusual features in this one.

2. On the return of the 1 Aust Armd Regt Gp to Australia in '44, the personnel began to concentrate in Q'land L of C Area after leave, in July '44.

At about this date a transfer of vehicles and equipment previously held by 2/4 Aust Armd Regt Gp was made to 1 Aust Armd Regt Gp. The tanks had been used by the former in a conversion training program carried out in a limited time and little repair or maintenance was possible during this training period. It is understood that, at the commencement of the Regt's training, the tanks were in fair order so it may be taken that most of the wear and depreciation occured during this training program.

On completion of the transfer of equipment to the 1 Aust Armd Regt Gp, an E.M.E. inspection was made on the tanks and the Workshop and Regt organized to handle the work. It was evident that each tank required a complete overhaul.

3. The repair program commenced in Aug '44, when the strength of the shop was about 50% W.E. Full strength was obtained by 30 Oct '44 but this was offset to some extent by a high incidence of malaria during Oct and Nov.

The personnel of this shop were well trained in the repair and maintenance of Matilda tanks, having supported the 1 Aust Armd Regt Gp in operations in N.G. during the Huon Peninsula campaign of '43 and '44.

Before leaving Australia in 1943 most of the members formed part of 4 Aust Armd Bde Wksp. A similar but less extensive program of repair was carried out by the Bde shop on the Matildas then on strength of 1 Au t Armd Regt.

The equipment of the Workshop had been left in N.G. to be taken over by the Workshop of the relelving Gp and that received from the 2/4 Aust Armd Regt Wksp was not complete in special tools and test equipment and this perforce had to be manufactured or obtained as the work proceeded.

The camp site in scrubby area had to be cleared and camp works erected during the early stages of the program.

4. The shop was organized into teams and allotted to stages of the work in the following manner :-

(a) Final Drives (Removal and replacement)
(b) Removal of Gear Boxes, Rackhams and engines.
(c) Production line for overhauling Gear Boxes, Swash Pumps, Injectors, Generators, starters etc.
(d) Two Engine reconditioning sections
(e) Engine tuning section
(f) Hull modification section.

On dismantling the first few tanks it was quickly realised that if anything, the work necessary had been under estimated.

AUSTRALIAN WAR MEMORIAL AWM2020.71.90

4. (contd)

Supply of power units was limited and from Aug '44 only 4 complete assemblies were supplied through the Fd Park. Due to this shortage extensive reconditioning of engines was necessary. At 1 Oct '44 align boring of main bearings commenced. Oil relief valves were machined in a jig, specially made for the job.

A Hartridge Tester for Bosch Fuel Pumps was issued to the Workshop which greatly assisted in the overhaul and adjustment of these units. The pumps were adjusted and matched in pairs and governor springs balanced for each pair of pumps. The latter service was carried out on L P spring testing equipment.

A complete Power Traverse Testing Plant was constructed and set up in a vehicle, where all Swash Pumps, Recuperators, Control Boxes and Base Junctions, after overhaul were tested under actual running conditions.

5. To complete the work committment in the time, the personnel of the shop worked 5 nights per week for 2½ months.

In the 120 days of the program 56 tanks were overhauled in the shop, requiring 40 single engines to be overhauled and bench tested.

The average man hours on each tank was 256.
The 1 Aust Armd Regt Ord Fd Park A.A.O.C. supplied 15,000 items during the period.

6. As Matilda tanks are at present engaged in operations and possibly will continue to be so employed, it is considered that the above survey may be of assistance in future planning.

Greater detail of any phase of the work could be supplied on request.

(A.E. MILLER).....Major,
D.A.D.M.E. 4 Aust Armd Bde, A.I.F.

18 Jan '45.

AUSTRALIAN WAR MEMORIAL AWM2020.71.90

App 23

Qld Telegraph 17 Jan 45



REPAIRS: In the Aitape area, on the north-west coast of Dutch New Guinea, tanks are supporting Australian troops in action. This tank on the beach had to stop for minor repairs, and it took concentrated man-power to get it on the move again.

Australian Official Photo.

AUSTRALIAN WAR MEMORIAL AWM2020.71.90

SD3(b)/VAS. SECRET

AUSTRALIAN MILITARY FORCES
(Chief of the General Staff)

Headquarters,
Victoria Barracks,
Melbourne. S.C.1.

In reply please quote
(51/402/960) SM 338

10 Jan 45.

1 Aust Corps (75)
HQ 4 Aust Armd (10)

Copies to - Adv LHQ (5); Fwd Ech LHQ; Qld L of C Area (3); DDMO; ADMI; DMT; G(Armd Corps); MGRA; E-in-C. SO-in-C; G(Inf); AG Branch (4); QMG Branch (5); MGO Branch (5).

EQUIPMENT, 1 AUST CORPS - MT AMENDMENT NO.4

Reference LHQ SM12173 of 29 Nov 44.

It is requested that Appendices "B" and "C" issued with the above quoted SM be amended as follows:-

(a) Appendix "A"

Serial 1 column (d) - delete 15, substitute 16

(b) Appendix "B"

Serial 26, column (z) - add 2

(c) Appendix "C"

Serial 33, column (j) - add 8
column (k) - delete 9, substitute 4.

for Lieutenant-General,
Chief of the General Staff.

SD3(b)/CP

SECRET

AUSTRALIAN MILITARY FORCES
(Chief of the General Staff)

Headquarters,
Victoria Barracks,
MELBOURNE S.C. 1.

5 Jan 45.

In reply please quote

(51/402/984) SM 158

1 Aust Corps (75)
HQ 4 Aust Armd Bde (10)

- - -

Copies to - Adv LHQ (5); Fwd Ech LHQ (5); Q'ld L of C Area (3); DDMO; ADMI; DMT; G (Armd Corps); MGRA; E-in-C; SO-in-C; G (Inf); AG Branch (4); QMG Branch (5); MGO Branch (5).

- - - - - - - - - -

EQUIPMENT 1 AUST CORPS - MT

Reference LHQ SM 12173 of 29 Nov 44.

The attached Staff Table, published as Appendix "D" to the above-quoted SM sets out the scale of transport for units on LHQ Reserve for 1 Aust Corps.

Lawson A Col
for Lieutenant-General,
Chief of the General Staff.

AUSTRALIAN WAR MEMORIAL AWM2020.71.90

NOTES TO AAPX "D" ISSUED SUPPLEMENTARY TO LHQ SM12173 OF 29 Nov '44.

(a) In addition 8 trls 25 cwt Arty are required.

(b) Tractors TD18 (five fitted with bulldozer and PCU)

(c) In addition the following mech eqpt will be provided from RAE resources -

Tractors, D6, logging, with winch	6
Tractors D6, logging, with dozer, PCU and winch	3
Tractors D8, logging, with winch	3
Tractors D8, logging with dozer, PCU and winch	3
Arches, logging, 10 ton	6
Winches, portable, double drum, 5 ton	6
Saws, chain, 54 inch	12
Pans, skidding, 3 ft 6 ins	3
Pans, skidding, 5 ft	6

(d) Semi-trlrs, log-hauling

(e) 3 ton lab

(f) 6 with winch

(g) 1 for Pl HQ; 1 for Wksp Sec

(h) 1 Machinery "E" Loading
1 Machinery "K" Loading
1 Machinery shell for eqpt included in body of WET

(i) Tractors, "Farmall" H

(j) In addition the following vehs are required ; -

Buses 21/26 Seater	1
Ambulances	1

(k) Disinfector

(l) 1 with PTO

(m) 5 for adm duties (one fitted with DAWN 2-ton hand winch)
30 for task duties (five fitted with DAWN 2-ton hand winch)
3 for spares (task vehs)
1 for rec (fitted with DAWN 2-ton hand winch)
1 for machinery (Type "B")
2 for maint loading
1 for Mech S/Sgt

AUSTRALIAN WAR MEMORIAL AWM2020.71.90

SECRET
APPX "D" issued on 5 Jan'45
supplementary to LHQ SM 12173
of 29 Nov 44.

Serial No.	UNIT	No. of units	Trucks 1/4 ton 4 x 4	Trucks 3 ton GS 4 x 4	Trucks, 3 ton 4 x 4							Tractors tracked	Tracked wheeled	Transporters 20 ton	Trailers			Car 6 seater Utility	Water fitments for Jeep trailers
					Breakdown	Garage	Machinery or Wksp	Semi-trailers	Stores Bimod	Stores Unimod	Water 400-gal				Gen Set	Jeep	Portable Cookor		
(a)	(b)	(c)	(d)	(e)	(f)	(g)	(h)	(i)	(j)	(k)	(l)	(m)	(n)	(o)	(p)	(q)	(r)	(s)	(t)
26.	HQ Air Maint Coy		2																
27.	Tpt Pl		4	(f)34	1	1			1		(g)2					2			1
28.	Sup Depot Pl		2													3			
29.	Air Crew Pl		1													2			
30.	Air Packing Pl						NIL									1			
31.	Total Air Maint Coy																		
32.	Farm Coy		8	6									(i)5			8			
33.																			
34.																			
35.	Total AASC																		
	MED																		
36.	(j) Gen Hosp (M) (1200 beds)		3	2				(k)1			4				4	3	4	1	
37.																			
38.	Total Med																		
	AEME																		
39.	LAD (Type D)		(l)5		1	1			1							5			1
40.																			
41.	Total AEME																		
	MISC																		
42.	Para Bn		8	8							1					8			
43.	Para Tp RAE (under cond 1 Aust Para Bn)		1	1												1			
44.																			
45.	Total Misc																		
46.	Total Reserve for 1 Aust Corps																		

AUSTRALIAN WAR MEMORIAL AWM2020.71.90

SECRET

APPX "D" issued on 5 Jan '45
supplementary to LHQ SM 12173
of 29 Nov '44.

STAFF TABLE

SCALE OF TRANSPORT FOR LHQ RESERVE FOR 1 AUST CORPS.

Serial No.	Unit	No. of Units	Trucks 1/4 ton 4 x 4	Trucks, 3 ton 4 x 4							Tractors Tracked	Tractors wheeled	Transportors 20 ton	Trailers			Car 6-seater Utility	Water fitments for Jeep Trailers
				Trucks 3 ton GS 4 x 4	Breakdown	Cargo	Machinery or Wksp	Semi-Trailers	Stores Binned	Stores Un-Binned	Water 400 gal				Gen Set	Jeep	Portable Cooker		
(a)	(b)	(c)	(d)	(e)	(f)	(g)	(h)	(i)	(j)	(k)	(l)	(m)	(n)	(o)	(p)	(q)	(r)	(s)	(t)
	ARTY																		
1.	Mtn Bty (Mech)		5																
2.	(a) Med Regt		21	12							3	(b)20				3			1
3.																21			
4.																			
5.	Total Arty																		
	ENGRS																		
6.	(c) Forestry Coy		9	7				(d)6						3		9			4
7.	Mech Eqpt Spare Parts Sec		1													1			
8.	Small Ship Coy		7													7			
9.	Mob Sec, CW Laboratory		2	(e)2							1					1			
10.																			
11.																			
12.	Total Engrs																		
	SIGS																		
13.	AA Regt (Comp) Sig Sec		4													4			
14.																			
15.	Total Sigs																		
	AASC																		
16.	HQ Gen Tpt Coy	1	3	1												3			
17.	Tpt Pl	2	4	(f)34	1	1			1		(g)2					3			1
18.	Tpt Pl	2	(m)43													3			
19.	Wksp Pl	1	1			1	(h)3		1	1	1					42			2
20.	Total Gen Tpt Coy																		
21.	HQ Gen Tpt Coy	1	3	1												3			
22.	Tpt Pl	3	4	(f)34	1	1			1		(g)2					3			1
23.	Tpt Pl	1	(m)43													3			
24.	Wksp Pl	1	1			1	(h)3		1	1	1					42			2
25.	Total Armd Bde Coy																		

AUSTRALIAN WAR MEMORIAL AWM2020.71.90

COPY No 45

WD

BRITISH SECRET
US SECRET

App 25



4 AUST ARMD BDE A.I.F.

INTELLIGENCE REVIEW

No 50

① Recipients of this document are responsible for the security of the information contained therein.

② Operational information is extracted from ~~AMF~~ 1 AUST CORPS Weekly Intelligence SUMMARY ~~Review~~ No 17

③ Items contained in this Review may be reproduced for the instruction of all units, but the source must be quoted as 4 Aust Armd Bde Intelligence Review No 50

AUSTRALIAN WAR MEMORIAL AWM2020.71.90

4 AUST ARMD BDE AIF

INTELLIGENCE REVIEW

NUMBER 50

Compiled from information received from 1200 hours 5 Jan 45 to 1200 hours 12 Jan 45

TABLE OF CONTENTS

		Page
	PART ONE	
	Summary of Significant Events	1
	PART TWO	
Section 1	Summary of Operations By Areas	1
Section 2	Strengths and Dispositions of Enemy Forces	3
Section 3	Enemy Organisation	-
Section 4	Enemy Equipment	6
Section 5	Tactics	10
Section 6	Extracts From Captured Documents	-
Section 7	General	-
	PART THREE	
	Other Fronts	-
	PART FOUR	
	Topographical	-
	PART FIVE	
	Security	-

SUMMARY OF SIGNIFICANT EVENTS

The landings on the shores of LINGAYEN GULF have given the Allies a footing on the CENTRAL LUZON PLAIN, which runs from the GULF down to MANILA. Opposition to date has been unexpectedly light in view of the enemy strength on LUZON. This is possibly due to the fact that the defence of the LINGAYEN GULF area may have been entrusted to formations which have only recently arrived in LUZON and which may accordingly still be somewhat disorganised. The capture of the towns of LINGAYEN and SAN FABIAN has already been reported but strong opposition may be expected to develop shortly.

The volume of shipping which the enemy has been employing in reinforcements and supply of the PHILLIPPINES (almost a million tons during the month preceding the Allied landings on LUZON) may now be expected to diminish sharply.

Enemy fleet units, however, continue to patrol the coastal waters of FRENCH INDO-CHINA and SOUTHERN CHINA. It will be interesting to see whether the Allied landings on LUZON provoke serious enemy naval counter-action. It appears unlikely that they will go wholly unchallenged.

Constant attacks against enemy airfields and aircraft in the Philippines recently have substantially reduced enemy air strength and so materially assisted in the success of the landing operations in LINGAYEN GULF. Similarly, the flow of aircraft reinforcements to the PHILIPPINES was seriously interrupted by the Allied raid of 3/4 Jan, in which 331 aircraft were destroyed or damaged.

PART TWO Section 1

SUMMARY OF OPERATIONS BY AREAS

LAND:

Powerful Allied forces landed in LINGAYEN GULF, LUZON on 9 Jan. Four beachheads were established and our forces advancing on a 10 mile front captured SAN FABIAN and LINGAYEN town and airfield.

Allied tanks are continuing the drive forward through the SANFERNANDO valley. Enemy opposition has so far been weak.

On 3 Jan a landing was made on MARINDUQUE ISLAND at BUENA VISTA and by 5/6 Jan the Allied troops had reached GASAN (7½ miles NW) without opposition. However, strong resistance has been encountered in the BOAC area (NW coast).

A further Allied landing was made on MINDORO on 1 Jan at MAMBURAO (NW coast). On 6 Jan PAIUAN was captured.

Operations on LEYTE ISLAND have subsided and mopping up continued in all areas against scattered resistance. The enemy were reported to be evacuating the north west coast and LEYTE BAY areas by sea to BILIRAN ISLAND.

SOLOMONS:

Australian operations on BOUGAINVILLE have centred mainly along the western coast in the CAPE MOLTKE and JABA RIVER areas and along inland tracks towards PIVERAPAIA in the direction of NUMA NUMA.

AUSTRALIAN WAR MEMORIAL AWM2020.71.90

An Allied base was established at KURAIO MISSION, CAPE MOLTKE on 28 Dec and since then our troops have pushed north and have occupied SIPAAI where further Aust troops were landed from barges.

From JABA RIVER our troops have penetrated south to the TAVERA RIVER where a strong attack resulted in the captured of TAVERA town on 29 Dec.

In the PIATERAPAIA area stiffened enemy resistance at PEARL RIDGE was encountered. Our troops supported by aircraft launched an attack and have now consolidated their positions.

Natives are harassing the enemy in the KIETA district and in the mountainous areas further inland. Patrol activity is continuing in all areas.

Casualties inflicted on the enemy by Australian troops to 6 Jan number 263 killed, 200 unconfirmed and 12 PW.

SEA:

The greatest shipping concentrations were again observed in waters north and west of the PHILIPPINES. Sightings off the west coast of LUZON showed a decrease. Continued movement was noticed in CAPE ST JACQUES harbour (FRENCH INDO-CHINA). On 3 Jan, 3 transports departed and during the night a further convoy of 1 cruiser, 6 escorts and 10 troop-laden transports arrived. On 6 Jan 1 battleship, 2 destroyers, 7 large transports and 15 u/i vessels were anchored in the harbour.

At QUINHON, ANPHONG BAY and CANRANH BAY 8 naval vessels, 33 large freighters and 3 possible transports were sighted between 1 and 6 Jan.

Off HONGKONG a convoy of 9 destroyers and escorts and 6 tankers and freighters were steaming SE on 5 Jan. On 2 Jan 1 carrier, 1 light cruiser, 6 destroyers and 9 large tankers were sighted off SHANGHAI on course SSW.

Allied naval air attacks on FORMOSA destroyed 27 ships and damaged 68 vessels on 3/4 Jan. On 6 Jan 13 merchant vessels and 2 large tankers were seen in TAKAO harbour.

Photos of KURE, JAPAN taken on 26 Dec revealed a total of 13 naval ships (5 dry-docked) and 8 merchant vessels. A sighting of 2 submarines (one of which was sunk) in the MINDANAO sea further suggests that the enemy is trying to run in supplies to MINDANAO.

AIR:

OWN - The main Allied air offensive for the period under review has been directed at the PHILIPPINES, where strong forces of our heavy medium and attack bombers have continued their task of neutralising enemy airfields and supply and bivouac areas throughout the Japanese held islands.

Allied carrier based air attacks against FORMOSA on 3/4 Jan were successful in destroying 111 and damaging 220 enemy aircraft, in addition to the damage inflicted on enemy shipping.

Airfields in the MANILA area have received particular attention by over 450 heavy bomber sorties and considerable damage has been caused.

Corsairs have scored further successes against enemy rolling stock and railway installations south of MANILA. Attacks on enemy held bases in the HALMAHERAS continue and sever damage and destruction to supply dumps is reported.

AUSTRALIAN WAR MEMORIAL AWM2020.71.90

Airfields, supply areas and installations were targets for our heavy and medium bombers both in CELEBES and BORNEO. Many fires were started and bridges and buildings destroyed.

ENEMY -

The main enemy activity was against our positions and bases in MINDORO. Some damage to shipping and slight casualties have occurred mainly in the SAN JOSE area.

There were several further enemy crash diving attacks our shipping.

Section 2

STRENGTHS AND DISPOSITIONS OF ENEMY FORCES

(a) LAND:

LUZON - The Allied landing at LINGAYEN GULF occasions an attempt to reconstruct the skeleton of Japanese defences on LUZON from what information is available. The following outline is based on PHILIPPINES Army reports, PW interrogation reports and captured documents and, although it is impossible to arrive at the enemy dispositions at the time of our landing, his apparent intentions can be gauged from the dispositions that are known.

Enemy strength on LUZON on 1 Dec 44 was estimated at 154,500. It is now possibly over 190,000.

2 ARMOURED DIVISION

This formation represents the centre about which the other enemy forces on LUZON are deployed. Except for small elements (approximately one squadron) which went to LEYTE, the whole of the division is deployed in the form of a triangle on the CENTRAL LUZON PLAIN, SE OF LINGAYEN GULF, with its headquarters at SAN MIGUEL and its regiments apparently at MONCADA, SAN JOSE and SIBUL SPRINGS respectively. Its mechanized infantry are thought to be at CABANATUAN.

8 DIVISION

Except for elements which went to LEYTE, this division is concentrated in the BATANGAS peninsula, where it is probably assisted by an IMB.

105 DIVISION

This division appears to be responsible for the defence of the BICOL PENINSULA, but elements probably form part of the central reserve at MANILA, together with at least another IMB.

26 DIVISION

Not all of this division went to LEYTE. 11 Indep Inf Regt (less 2 Bn) was reported to be constructing defences at BALER and DINGALAN BAYS, on the central east coast of LUZON. The Regimental headquarters is reported at BONGABON. The Divisional Recce Unit is thought to be at CABANATUAN.

AUSTRALIAN WAR MEMORIAL AWM2020.71.90

103 DIVISION

This formation was once responsible for the defence of the western coastal areas running north from LINGAYEN GULF to LAOAG inclusive, but more recently has been allotted the role of defending the CAGAYAN VALLEY, where it is now believed to be wholly deployed, with the exception of one battalion which continues to hold the lightly defended coast between VIGAN and LAOAG. The headquarters of the division and of 80 Bde are at TUGUEGARAO. Although the headquarters and part of 79 Bde may still be in the BAGUIO area, this is thought to be unlikely, 79 Bde having almost certainly followed the rest of the division to the CAGAYAN VALLEY.

It will be appreciated that, if the above deployment of the Japanese forces identified on LUZON is correct, there are no units at present identified in the LINGAYEN GULF area. It is therefore reasonable to assume that fresh formations brought into LUZON have been allotted the responsibility of defence in this area.

There is possibly an IMB in the area as well as other formations which have yet to be identified definitely. A captured distribution list shows an unidentified formation with code name HAGI on LUZON and a PW has stated that TETSU division is on LUZON. There have been indications of the arrival of at least two other formations during recent weeks. The volume of shipping sighted off LUZON during the past month could comfortably have brought in not only these four formations and adequate supplies for the whole of the PHILIPPINES garrison for at least six weeks, but another division as well.

As the bulk of the troops who have arrived on LUZON recently have debarked at SAN FERNANDO and in the LINGAYEN GULF area it is possible that at least two division are immediately available to counter the Allied landing in that area, while the other formations, like 2 Armoured Division, are being held as a readily available reserve for use in this and other threatened areas of LUZON.

(b) AIR:

The estimated enemy land based air strength in the SWPA at 28 Dec 44 is as follows:-

AREA	28 Dec	20 Dec	14 Dec
NEW BRITAIN NEW IRELAND SOLOMONS	20	13	16
PHILIPPINES *			
MINDANAO	69	86	135
VISAYAS	55	113	161
LUZON	333	241	382
	457	440	678
AMBON-CERAM-BOEROE	9	19	19
CELEBES	81	82	88
JAVA-BALI-LOMBOK	43	49	33
BORNEO	112	118	205
TOTAL SWPA	702	721	1039

* Estimates do not include combat types assigned to operational training units.

AUSTRALIAN WAR MEMORIAL AWM2020.71.90

(c) NAVAL -

The disposition of effective Japanese naval strength at 26 Dec 44 is as follows :-

	Battleships	Carriers	Cruisers Hy	Cruisers Lt	Destroyers	Subs
EMPIRE-FORMOSA	2	4	2	4	11	44
PHILIPPINES-						
BRUNEI & INDO CHINA	4		5	3	13	10
SINGAPORE-NEI				1	9	12
ELSEWHERE					8	22
TOTAL	6	4	7	8	35	88

(8 US Army O of B Bulletin No 3)

Sightings of almost all of these vessels have been recorded during the past fortnight and these sightings substantially bear out the dispositions outline above. SINGAPORE now appears to have fallen considerably from its high stand[illegible]as a major fleet base.

ENEMY EQUIPMENT

1. JAPANESE TANKS

(i) Modernized tanks, with heavier armour, maybe expected -

More effective Japanese AFVs, incorporating heavier armour, wider tracks, 2-way radio and a modern high-velocity 75mm weapon are likely to be encountered in the near future. There is every reas to believe the Japs are conversant with details of modern German Tank design, and that they have also had opportunity to study Allied armour,
much heavier armour plate, or the addition of spaced armour to the present armour of Japanese tanks, is to be expected. To conform to modern European Tank standards it will have to be up to 40mm thick on light tanks, up to 75mm on medium tanks, and upt to 100mm on heavy tanks.
Among other development s anticipated are the use of wider tracks, employment of a modern high-velocity 75mm field piece as a tank weapon, 2-way radio communication, improved vision, escape doors and gas-fume extraction.
It must be remembered, however, that while the Japanese are considered capable of designing an efficient modern heavy tank they may have considerable difficulty to produce such a tank in large quantities.
At present there are four main types of Japanese AFVs: tankette up to 5 tons, light tanks 5-10 tons, medium tanks 10-20 tons, and heavy tanks over 20 tons.
Few tankettes have been encountered since the 1942 BURMA campaign. There is nothing to indicate, however, that this type has been abandoned and it will no doubt be encountered in operations in open terrain. It is important to realise the tankette is not intended primarily for fighting but is essentially a light full track reconnaissance vehicle.
The Japanese light tank most often encountered is the model 2595 (1935), the design of which seems to have been frozen about 1937 to permit mass production. It was built to operate over the varied terrain of east ASIA where roads are few and poor, and where manoeuverability is the essential requirment.
The only Jap medium tank so far encountered is model 2597 (1937) and its improved versions. Like the model 2595 light tank, this design also was frozen several years ago to permit mass production. Model 2597 armour is too light for tank versus tank combat, but the vehicle has fair striking power, good cruising radius and is conspicuously, maneouverable. Althoughthe Japanese describe it as "The main striking power of the Army" it has given a poor account of itself in close combat with Allied anti-tank weapons and tanks on various PACIFIC islands.
Another type now being encountered in the PACIFIC theatre is a light amphibious tank.
General characteristics of Japanese tanks may be summarised briefly as follows:

A. Only air cooled diesel engines are employed. These are four, six, and V12 types, all of which employ the German (ROBERT BOSCH) type of fuel injection.
B. Basic designs are good, but the tanks are difficult to produce in large numbers, The cooling systems used are likely to give trouble after prolonged use in cold climates.
C. Transmissions are conventional in design and of sturdy construction. A comparatively large number of non-friction bearings are used.

AUSTRALIAN WAR MEMORIAL AWM2020.71.90

D. The same basic suspension is used in all types so far encountered. Four point hull suspension bogies are bell-crank mounted to armoured compression spring. A trailing idler appeared in later models, resisted by a compression spring. A single bogie roller with anarmoured compression spring has been added to each corner of medium tank hulls.

E. Tracks are of conventional design and rather narrow. However, loading is light, generally in the neighborhood of 7-8 lbs per square inch. Power-weight ratios are excellent throughout the line.

(2) Armour Good, but Light.

Japanese armour so far encountered has been of good quality but comparativelylight by European or American standard. Arrangement of the armour is poor by modern standard of design. Little use is made of angles and, in many cases, reentrant angles are formed. No steps have been noticed to protect turret rings or mantlets against jamming or splash. Hull design can be considered good by modern standards, and the latest models have shown improvement. In some cases crew compartments are very cramped and little attention has been paid to crew comfort. Turrets and hulls are both well insulated with some material such as asbestos.
For several years all Japanese turrets were circular. More recent models have turrets of oval shape and in some of them a machine gun is mounted coaxially with the main armament. No evidence of power operated turrets have yet been found.
Periscopes are not frequently used, vision being dependent on slots, occasionally backed by glass-blocks.
Apparently, little thought has been given for providing the crew with quick means of escape in case of fire or other emergency.
These weapons have been found in Japanese tanks:-
A. Model 91 (1931) 6.5mm tank maching gun.
B. Model 97 (1937) 7.7mm tank machine gun
C. Model 94 (1934) 37mm tank gun
D. Model 98 (1938) 37mm tank gun.
E. Model 1 (1941) 37mm tank gun
F. Model 90 (1930) 57mm tank gun
G. Model 97 (1937) 57mm tank gun
H. Adaption, Model unknown, of Model 1 (1941) 47mm tank gun.
Model 91 is a variation of the standard LMG of the same calibre, fitted with telescopic sights, special stocks, etc. All other listed are low velocity types, with the exception of Model 1 (1941) 37mm tank gun and the new 47mm gun (H above), which are mounted in the newer light and medium tanks. However, these low velocity models may be given a new lease of life by providing them with hollow-charge ammunition, which is reported under develppement. Weapons are usually arranged in conventional manner with 1 machine gun fore in the hull and the other in the turret opposite the main armament.
(M.I.D. War Dept Washington, Tactical and Technical Trends NO 51)

JAPANESE AMPHIBIOUS TANK.

A new type of Jap tank, used in the MARSHALL ISLANDS, has an interesting means of floatation provided by the attachment of bow and stern pontoons. The pontoons conform to theeshape of the hull and are attached by a series of pincer clamps controlled by a handwheel situated inside the tank, enabling the pontoons quick release if so desired. The volume of the bow pontoon is estimated to be 220 cubic feet and that of the stern pontoon at 105 cubic feet. 2 rudders are situated in the stern pontoon and are operated from within the hull. 2 propellors are fitted to the rear of the tank. With the exception of the suspension, this tank is an entirely new Jap design, the hull simplified, reentrant angles eliminated, and welding used throughout. In addition, the round turret is of a new type characterised by an unusually large diameter, giving the impression of greatly reduced height.

AUSTRALIAN WAR MEMORIAL AWM2020.71.90

Rubber seals are fitted ar und all openings, up to and including the turret ring, to make the tank waterproof. The tank hull is not divided into individual compartments.
There are definite indications that the primary armament represents an improvement over the armament of other Japanese vehicles. A coaxial mounting of the turret machine gun is of particular significance. As no Japanese tank has been encountered in the past with its weapons so mounted, this must be regarded as a radical departure in Japanese tank design.
The general characteristics are as follows:-

Crew	3 men	Length over all	24ft 4 ins
Weight distributions		Length w/o pontoons	15ft 10 ins
w/pontoons	24915 lbs	Height	7 ft 8 ins
w/o pontoons	21100 lbs	Width	9 ft 2 ins
Front pontoons	2300 lbs	Ground contact	10ft 10 ins
Rear pontoons	1515 lbs	Distance between track centres	8 ft ¼ in
Distance between rear idler and front sprocket	12 ft 8 ins	Pitch of track	3 5/16 ins
		Number of track links	103
Suspension 2 bogie, 4 wheel with suspension spring inside hull.		Diameter of rear idler	26 ins
		Diameter of bogie wheel	22 ins
		Diameter of front sprocket	19½ ins
		Diameter of truck support roller	12 ins
Steering: on land	clutch brake	Height of sprocket to ground	2ft 5 in
in water	twin rudders	Width of track	12 ins
Escape doors	5 - 2 in floor, 2 in top of hull, 1 in turret		

Power Plant

Type	6 cylinder air-cooled diesel
HP rating	110 at 1400 rpm
Carburation	None: Bosch-type injectors.
Ignition	None.
Cooling	Centrifugal blower
Transmission	Conventional sliding gear, 4 speeds forward, 1 reverse, high and low range
Power train: on land	Engine, clutch, propeller shaft, transmission, final drive, sprockets, track.
in water	Engine, clutch, trasfer case, propellor shaft, propellors.

Armament

One 37mm gun in turret:
- Traverse ..... 360 deg
- Elevation ..... 5° deg
- Depression ..... 11½ deg

One MG 7.7mm, coaxially mounted with 37mm gun.
One MG 7.7mm, in left front hull, in ball mount.

Armour

Turret:	
Sides	13.2mm (0.52 in)
Top	6mm (0.24 in)
Hull :	
Front	12mm (0.47 in)
Sides	9mm (0.35 in)
Rear	8mm (0.32 in)
Top	6mm (0.24 in)
Bottom	8.5 mm (0.334 in)

AUSTRALIAN WAR MEMORIAL AWM2020.71.90

3. GERMAN TANK - PANTIGER

A new 67-ton German heavy tank - referred to variously as PANTIGER and TIGER II - has been employed against the Allies in FRANCE. Actually a redesigned TIGER (Pz Kpfw VI), it mounts the 8.8 cm KW.K 43 gun. On the basis of a preliminary report, the general appearance of the new tank is that of a scaled-up Pz Kpfw V (PANTHER) on the wide TIGER tracks. It conforms to normal GERMAN tank practice in sofar as the design, lay-out, welding, and interlocking of the main plates are concerned. All sides are sloping. The gun is larger than the PANTHER gun and longer than the TIGER gun. The armour is also thicker than either the PANTHER or TIGER gun. The turret is on new design, with bent side plates. In all respects the new tank is larger than the standard TIGER.

Principle over-all dimensions of the redesigned TIGER are as follows:

Length	23 ft 10 in
Width	11 ft 11½ in
Height	10 ft 2 in

Main armament is the 8.8 cm KW.K 43. It is equipped also with 2 maching guns (MG 34), one mounted coaxially in the turret and one mounted in the hull.

Armour thicknesses of the new tank are as follows:-

Glacis plate	150mm at 40 deg to 45 deg
Hull side	80mm vertical
Superstructure side	80mm at 25 deg
Hull rear plates	80mm at 25 deg (undercut)
Superstructure top plates	42mm horizontal
Turret front	approx 80mm (rounded)
Turret side	80mm at 25 deg
Turret rear	42mm horizontal; front and rear sloped at about 5 deg from horizontal.

The suspension consists of front driving sprockets, rear idler, and independent tension bar springing, with twin steel-rimmed rubber-cushioned disc bogie wheels on each of the nine axles on each side. The bogie wheels are interleaved and there are no return rollers. Contact length of the track on the ground is about 160 inches.

(M.I.D. War Dept Washington, Tactical and Technical Trends No 51)

AUSTRALIAN WAR MEMORIAL AWM2020.71.90

GERMAN ANTITANK TACTICS; TEXT OF A CAPTURED DOCUMENT

DON'T Split up antitank units, give them definite tasks in combat, maintain close liaison with the infantry, set up antitank nests under unified command, employ self-propelled companies in mobile operations - these are some of the antitank tactics outlined in a recently obtained German document. The translation from the German follows:

The tendency to split up antitank units completely, to have a proportion of antitank firepower everywhere, is wrong. The smallest unit permissable is the half-platoon (two guns), except for defense of streets for which less may be employed.

Companies in their entirety, or at least whole platoons, should cover likely tank approaches. To use a single antitank gun is to invite destruction. Other terrain over which tanks might approach will be covered by mines, obstacles, or tank-destruction detachments.

Antitank units will normally be in support; they must be given definite tasks and allowed to make their own tactical dispositions.

Engagements of even worthwhile infantry targets must be the exception rather that the rule. Such employment is limited by lack of mobiblity, by the bulkiness of the gun as a target, by the sensitivity of the barrel which is subjected to great strain, and finally by the small issue of high-explosive shells. In addition, accuracy diminishes with bore wear.

On the move, regimental antitank companies are normally distributed throughout march groups by platoons -- one platoon always with the advance party. No heavy antitank guns should be with the point, as too much time is needed to bring them into action. Divisional antitank battalions are normally brought forward as a body.

In assembling, locate in areas from which the final movement can also be protected; local protection should be by machine guns. Positions for antitank guns not immediately employed will be reconnoitred and prepared. Antitank warning arrangements must be made by the officer commanding the antitank unit detailed for local protection. Advantage will be taken of unexpected gains of ground to push forward the antitank defenses.

Close Infantry Liaison

In attack, antitank units follow the advancing infantry in areas likely to favour tank counterattacks, moving from cover to cover in such a manner that the anttitank guns always have advantageous positions. The leading infantry must not be beyond the range of the antitank guns. As many guns as possible must be ready to fire simultaneously. There must be close liaison between the antitank units and the infantry before and during the attack. When the objective has been reached, or if the attack is held up, a solid belt of antitank defenses must be organized immediately. This is the responsibility of the antitank unit commander.

AUSTRALIAN WAR MEMORIAL AWM2020.71.90

In defensive operations, an antitank defense plan will be drawn up by the responsible antitank commander. Location of the main defensive belt must give the antitank guns suitable fields of fire; this is a prerequisite for effective antitank support for the infantry.

Antitank positions must be established at some distance to the rear. These positions must be camouflaged so they will not be seen and concentrated on before the attack. However, in selection of positions it must be remembered that these should be sufficiently far forward to cover the ground in front of the main defensive belt. Normally, regimental antitank companies are forward, and divisional antitank units are to the rear.

Alternative and dummy positions are essential for continued surprise. Mines and obstacles should be used in suitable areas. Tank-hunting detachments should be held ready in villages, wooded areas and close country.

Nests of antitank guns under one unified command should be set up. Units arriving subsequently will be incorporated in the general antitank defense plan.

Open fire as late as possible. Do not be deceived by feint attacks. Use one unfirm system of tank warning. It is important to keep in contact with artillery OP's. Take advantage of all radio and telephone facilities. Tank warnings have priority over everything else.

If there is any possibility of creating an antitank reserve, the reserve units must reconnoitre a number of possible positions, and prepare them for occupation.

In the employment of self-propelled antitank guns the following [illegible] apply:

Companies are controlled by radio, in emergency by flag signals. Normal formations for movement on the battlefield are file, arrowhead, broad arrowhead, or extended line. Self-propelled antitank guns use fire and movement, their constant readiness for action making them the ideal mobile reserve. They are, therefore, the very weapon to use at points of main effort. the tactical unit is the company; exceptionally, the platoon. Disadvantages at present are low speed (up to 10 miles per hour), tall silhouette, weak armour, and restricted traverse. Immediate counterattack, such as can be carried out by assault guns, is impossible. Self-propelled antitank guns can be employed only on open flanks if adequately covered by infantry. Whenever possible, ground reconnaissance, preferably on foot, must precede the occupation of positions.

Check Bridge Capacities

On the move, one self-propelled antitank half-platoon should be as forward as possible; the remainder of the platoon should be with the advance party. The rest of the company will remain together. Road reconnaissance must include investigation of the carrying capacity of bridges.

In an attack, the infantry will be accompanied by self-propelled antitank platoons, each giving the other mutual support. The enemy should be engaged by surprise, when possible from defiladed positions or from positions on reverse slopes, with all guns firing simultaneously. Fire should be opened, when possible by whole companies, since it will frequently be necessary to fire in several directions at the same time.

AUSTRALIAN WAR MEMORIAL AWM2020.71.90

Platoons can fire effectively only in one direction at a time.

The only completely successful method of employing self-propelled companies is in mobile operations. Flank attacks are very effective, especially if they are combined with a small frontal attack.

In defense, the main task of self-propelled antitank guns is the destruction of tanks which have broken through. Self-propelled units will therefore be held as a mobile reserve and employed all together, especially for the point of main effort. An efficient warning system, using radio whenever possible, is especially important. Gun commanders must thoroughly reconnoitre probable operational areas, the ground in the main defensive belt, tank approaches, and the rear areas of the positions. Close liaison with the infantry is essential. It is wrong to dig in self-propelled guns because of their lack of traverse, but firing and alternative positions must be prepared for them.

Maj
(F.C.Taylor)
BM 4 Aust Armd Bde AIF

AUSTRALIAN WAR MEMORIAL AWM2020.71.90

Mh 26

AUSTRALIAN MILITARY FORCES

HQ 4 Aust Armd Bde

21 Jan 45

PROVISIONAL DOCTRINE FOR TANK DOZER AUST NO 1
MK I

Characteristics of Tank.

A Matilda tank equipped with a dozer blade retains all its normal armament and loses very little manoeuverability through the presence of the blade which projects 4 feet in front of the tank and 10 ins to each side and weighs 3 tons.

While in the travelling position, the blade cuts off the driver's vision but as New Guinea experience shows that driver control by crew comd is essential in jungle operations, this is NOT a serious disadvantage.

The dozer blade is proof only against SAA and this fact makes it necessary to counter in some way enemy T/A guns and mortars to prevent damage to the blade while the tank is employed under fire.

The main armament can be fired to good effect while the blade is in the travelling and dozing positions, although the amount of dead ground around the tank is increased by [illegible] yds by the presence of the dozer which reduces the angle of depression of the gun.

The dozer blade can be jettisoned from within the tank thus allowing the tank to operate normally. However, the tactical value of the tank dozer is such that the jettisoning of the blade will be a motter of sheer necessity. Accordingly Comds will not count on the dozer tank as an additional vehicle which can be made available for general employment by jettisoning the blade.

Characteristics of the Dozer.

The bulldozer equipment consists of:-

(a) A Le Tourneau type blade - overall width 10'2"
(b) A Willys 4 - cyl "Jeep" engine and gearbox mounted on the rear of the blade.
(c) A winch for raising and lowering the blade connected to the Jeep gear box.
(d) Two arms extending from the blade to half way along the side of the tank to a trunnion mounting.
(e) An "A" frame mounted with quick release attachments on the front glacis plate of the tank.
(f) Two sheave blocks and wire rope.

The equipment mounted at the rear of the blade is protected by an armour plate box.

The tank driver controls the dozer blade from his normal position in the tank. The blade moves only in the vertical plane and can not do angle dozing. Through its bearbox, the governed Willys engine operates a winch which raises or lowers the blade as desired by the driver. The only controls the driver uses are a starter switch for the Willys engine, an ignition switch and the hydraulic control lever for the winch. A jettison gear has been developed which enables the driver to jettison the equipment if desired.

The tank dozer is designed to operate at speeds of 1½ to 2 mph and never at higher speeds while dozing. At other times it operates at normal tank speed.

AUSTRALIAN WAR MEMORIAL AWM2020.71.90

Contrast with Standard Dozer.

The tank dozer is NOT equipped to perform the role of a standard bulldozer. The dozer operation imposes severe loadings on the tank for which it has not been built. This will result in increased maintenance and shorter life.

Accordingly, tank dozer operators have been informed that the dozer is to be restricted to its primary tactical role. Where a standard bulldozer can carry out the task as effectively as a tank dozer without imperilling the success of the operation, the tank dozer will NOT be used.

Primary Tactical Role.

The primary role of the tank dozer is to clear a track for tanks in actual operation under fire, where the employment of a standard bulldozer would involve needless sacrifice of men and equipment. It may be called upon to level off gradients too steep for a tank, to clear scrub, to construct fords over river obstacles and A/T ditches, to make diversions around blown bridges and road craters, to demolish A/Tk obstacles and blocks, to prepare a way for tanks landing on beaches and to clear wire entanglements.

TACTICAL EMPLOYMENT

General

The vulnerability of the dozer blade to hostile fire must be borne in mind and where possible, smoke should be employed to mask its activities. Where necessary neutralizing action should be taken against enemy Tk/A guns and mortar positions.

Open Country.

Although tank dozers are employed singly on engineer tasks, the troop should wherever possible be attached to armd sqns or regts as a complete sub-unit. In this way the technical advice of a dozer officer will be available, replacement dozers or further dozers for the task will be present if required and adm problems of the dozer troop will be simplified.

Accordingly, in open country where the tank dozer is likely to be required, a troop of tank dozers should be attached to the fwd Sqn. The troop should be concentrated at Sqn Headquarters whence they can be sent forward or ~~on~~ to flank troops as required.

The presence of a tank dozer with the forward unit should materially help to maintain the momentum of the advance.

Jungle or Close Country.

In general, the principles laid down in Tropical Warfare (Aust) Pamphlet No 2 (1944) Chapter V Sec 3 paragraph 2 apply.

As in the case of open country, a troop of tank dozers should be attached to the fwd sqn. One tank dozer should move with the forward troop and the remainder as far forward as is tactically sound.

The disadvantage of employing the tank dozer as the point tank is that the blade may be destroyed by hostile fire. Therefore the dozer will be the point tank only when dozing is essential to permit further advance of the tanks.

Amphibious Operations.

In landings the tank dozer should be the first tank ashore and should be prepared to clear tracks to permit the tanks to move off the beach.

AUSTRALIAN WAR MEMORIAL AWM2020.71.90

CMH 27

PROVISIONAL TACTICAL DOCTRINE FOR

BRIDGE LAYER TANK (COVENANTER MARK II)

CHARACTERISTICS.

Tank -

Description: The veh is a modified Covenanter cruiser tk, with the turret removed. Launching frames have been fitted to the front of the hull to support the bridge during travel and to provide the mechanism for launching and rec. Br supports are provided at the rear of the hull, for travelling. Power for launching and recovering the br is from an operating screw driven through a train of gears from a power take-off from the main engine.

Dimensions:	Length	23' 10"
	Height	10' 11"
	Width	9' 8"
	Weight	Br 3¼ tons and Hull 13 tons.

Power Unit Flat 12 cylinder (two banks of 6 cylinders in tandem on a central crank shaft) 300 HP at 2400ørpm.

Gears 4 fwd speeds ; 1 reverse.

Steering Three stages through epicyclic gears.
Free turns - Free inside track) Operated
Power turns- Gear driven inside track) by com-
Skid turns - Locked inside track) pressed air.

Armament. The tk mounts no armament.

Armour. 1", Double armour on sides.

Max Speed On level - 20 mph
Cross country - 10 ~~mph~~ m1h

Mobility

Fording height	2' 6"
Trench Crossing	7'
Vertical Step	2' 6"
Clearance	11"

Radius 200 miles

Fuel Capacity 72 galls in hull
33 galls in jettison tank
Consumption 2 miles per gall
A fuel of an octane rating of not less than 90 must be used.

Intercommunication The tank is NOT equipped with wireless.

Crew 2

BRIDGE

Length 34' total. 30' bridging capacity.
Width 9' 6" overall
Load Capacity

Tracked vehs	Class 30
4 wheeled vehs	Class 12
6 wheeled vehs	Class 18

Construction The Bridge is of welded constr throughout and comprises two tracks each 34' long joined together by means of cross diaphragms and cross racing.
Each track is hinged at the centre of its length, the hinges being attached to the bottom chords.

Drive for Br Op

The drive is taken from the fwd end of the crank shaft through a multiple disc clutch. From the latter the direction of

AUSTRALIAN WAR MEMORIAL AWM2020.71.90

drive is changed from horizontal to the vertical by bevel gears, and a shaft taken up through the protecting coln to the worm gear box. Bevel gears here drive the unit which operates on the main screw. All controls for operating the br are adjacent to the driver's seat.

GENERAL

The overall width of the bridge is 9'6". No kerbs are fitted to the outer edge of the bridge. In moving AFV's across the br care should be taken to cross the br as near the centre as possible. A speed limit of 4 mph whilst crossing the bridge should be imposed.

Sighting devices are provided and may be painted with fluorescent or white paint for night operations.

It is possible to remove the br from a damaged to a new bridgelayer in the field.

Reports indicate that after about 50 tanks have crossed over a scissors bridge, it usually requires straightening and repairing. There is a considerable risk that the bridge will have twisted and, if this has occurred, it can not be picked up again. It is essential that the engineers replace the scissors bridge as early as possible by bulldozing or bridging. This will both avoid unnecessary damage to the br and make it available further forward.

Launching and Recovery.

Although the br can be launched without any member of the crew dismounting, it is desirable to have an officer outside the tank directing the driver.

The driver has such poor visibility that, if he attempts to launch it on his own without outside direction, he is likely to try to launch the br when the tank is as much as 20° off the correct line. There is also the risk that the driver will try to launch the br on uneven ground or that the will continue launching when the bridge has fouled the ground when opening. The chances of an unassisted driver successfully launching a bridge in ops on strange ground where no sighting facilities exist are estimated at one in five attempts.

To recover the bridge, one of the crew must dismount for two or three mins. Rec can be effected from either side of the br, but a change over of the cables, involving 15 to 20 mins work is required if the rec is made from the side opposite to that from which it was laid.

If the bridge has been launched on soft ground, it will probably be found that after a number of vehicles have crossed it, the ends will have sunk into the ground. To facilitate recovery, special hooks are provided.

Sites.

The maximum width which can be bridged is 30'. Assuming that the tank is on level ground, the br can be launched to a far bank 8' higher or 4' lower than the near bank. The br should not be launched onto a far bank more than 4' lower except in cases of extreme urgency, as damage to the screw or other mechanism is extremely likely.

It is important to note that if the tank is on an incline, the difference in levels of the two banks - so far as the launching mechanism is concerned - may be much greater than when the tank is level. The difference in level must be measured between the prolongation of the plane of the near bank and the edge of the far bank.

AUSTRALIAN WAR MEMORIAL AWM2020.71.90

While considerable latitude is permissable in the fore and aft inclination of the tank, the site should be such that the tank is a s nearly as possible level sideways. The inclination of the ground in this direction should not exceed one in ten.

For the br to be launched successfully, the ground must be free from mounds and rocks for about 20 yards from the edge of the gap. When the bridge is in the vertical position and begins to open, the clearance below the moving end is only about 12" and there is a risk of the end fouling the ground if the ground is at all rough. Again, if the ground is uneven, it may be impossible to uncouple the tank from the bridge because the cables are still taut.

Role of the Bridge Layer Tank.

The br may be used for bridging a gap of 30' over obstacles of various kinds. It may be used to cross rivers, craters, tank ditches, partially blown bridges and to bridge gaps in roads (caused by enemy demolitions) at a time when bulldozing and engineer bridging can NOT be attempted.

Bridgelayers may be employed in conjunction with tankdozers, to bridge gaps over streams and craters for the leading tanks.

Tactical Employment.

The Bridge layer should move in reserve. It must be borne in mind that the bridge is vulnerable to enemy Tk A fire and mortar fire. Accordingly, the bridge layer should be covered by fire when laying the bridge. Consideration should be given to the use of smoke to conceal the bridge layers activities from the enemy and to allow the crew comd of the tank to dismount to direct the driver.

Open country.

The allotment of bridgelayer tanks will naturally vary with the amount of bridging which it is anticipated will be required. Factors to be considered are the possibility of damage to launching gear when bridges are being laid under fire, the value of the technical advice of the bridge layer officer and the possible need for more than one bridgelayer on a Sqn front when a river or A Tk obstacle is met. In view of these factors, it is suggested that the bridge layer troop should be allotted as a complete sub-unit to the fwd regt.

In Jungle or close country

In general the principles laid down in Tropical Warfare (Aust) Pamphlet No 2 (1944) Chapter V Sec 3 paragraph 2 apply.

A troop of bridgelayers should be attached to the forward Sqn and should move in reserve with Sqn HQ. The call for bridge layers will be made by the tp ldr to Sqn HQ in view of absence of wireless set in Bridge layer tank.

In jungle fighting, the possibilities of employing the tankdozer and bridgelayer in conjunction whould be fully exploited.

AUSTRALIAN WAR MEMORIAL AWM2020.71.90

44h 28

W/D

COPY NO. 66

BRITISH SECRET
US SECRET



4 AUST ARMD BDE A.I.F.

A.F.V. BULLETIN

No. 6

Recipients of this document are responsible for the security of the information contained therein.

AUSTRALIAN WAR MEMORIAL AWM2020.71.90

4 AUST ARMD BDE AIF

AFV BULLETIN

NUMBER 6

JAN 45

TABLE OF CONTENTS

	Page
PART I - EQUIPMENT	
Section 1 - Own	1
Section 2 - British and American	1
PART II - ORGANISATION	
Tank Maintenance in the Field - US Army	8
PART III - NOTES ON OPERATIONS	
Inf and Tks in FRANCE	10
Crocodiles in co-operation with inf	12
"C" Sqn 3 Dragoon Guards on Tiddim Road	13
Notes from NORMANDY	14
Notes from ITALY	15
PART IV - GENERAL	
Tactical Teachings of a British Armd Bde.	17
Inf Co-operation with tks	21
Tk Tptrs - Bridge Classification	21
Waterproofing Experiments	22
APPENDICES	
"A" Tank Dozer, Aust No 1 Mk I	
"B" Lessons from Operations of an Armd Bde in ITALY	
"C" Who Killed Tiger?	
"D" What price leadership?	

****
****

AUSTRALIAN WAR MEMORIAL AWM2020.71.90

EQUIPMENT

1. OWN

Detailed description of TANK DOZER, AUST No 1, MK 1 , is attached hereto as Appx "A".

2. BRITISH and AMERICAN

(1) Crocodile - This is a Churchill tank fitted with a flame throwing gun mounted coaxially with the forward Besa in the hull gunners compartment. The gun is the only part of the equipment which is stowed inside the tank, and is fed by a pipe running under the belly of the tank to a heavy two-wheeled armoured trailer coupled to the rear.

The following table gives the general performance features of the equipment -

Range (maximum)	100 yds
" (effective)	80 "
Duration of continuous discharge	57 Secs
Fuel capacity (in trailer)	400 gals
Compressed air capacity	2000 cu ft free air
Operating pressure	300 lbs sq.in.
Weight of trailer	6 tons
Added weight to tank	½ ton(approx)

The equipment consists of the following:-

A Fuel carrying trailer
This is an armoured two-wheeled trailer containing 2 - 200 gall cylindrical fuel tanks maintained at a pressure of 300 lbs per sq in.by 5 Compressed Gas Cylinders charged at 3,000 lbs per sq. in. The trailer also contains necessary pressure reducing valve, 12 volt battery for electrical supply, hand operated fuel recharging pump, electro-pneumatically operated firing control valve, and apparatus for disconnecting the trailer from the parent vehicle by a remote control situated inside the tank.
During firing, fuel is transferred from the pressure tanks, through the electro-pneumatically operated firing control valve and a specially designed and armoured universal joint to the tank.

B Fuel line to projector
The fuel, after passing through the universal joint, is passed through armoured piping under the belly of the tank to an existing hole behind the co-drivers seat to a ball and socket joint at the rear end of the projector. Except during firing this system is not under pressure.

C Projector
This consists of a normal retractor type of nozzle apparatus, the orifice area being approximately 1.1 sq. in. area. The design is such thatwhen pressure is applied to the fuel supply line the retractor opens automatically at approximately 150 lbs per sq. in. pressure. Included in the projector equip-ment are two ignition systems, each independent of the other. One is a petrol and high tension spark system, the other is gas oil and low tension spark.

AUSTRALIAN WAR MEMORIAL AWM2020.71.90

The whole projector equipment is armoured (12 mm) and arrange-ments are made for Right Traverse 10 deg, Left Traverse 7½ deg, Elevation 15 deg and Depression 10 deg.

D Firing Control

Firing is controlled by two hand levers and two pedals. Divert-ional control is by the two hand levers and sighting telescope of a standard pattern. Fuel and ignition control is arranged for operation by pedal, one pedal operating fuel supply and high tension spark ignition, the other operating fuel supply and low tension spark ignition. The whole flame throwing apparatus is operated by the co-driver, who also operates the Besa MG coaxially mounted with the flame thrower.

E Fuel

Fuel used during normal temperature firing is Pool Fuel Oil.

(2) Wasp I

A. Description

This flame throwing apparatus is mounted on a Lloyd Universal Carrier, the fuel being housed in two cylindrical tanks of 60 gallons and 40 gallons giving total capacity of 100 gallons. The fuel line is connected to the front gunners compartment in which is housed the flame throwing gun in addition to a Bren gun and 500 rds of ammunition.

B General Performance and Details

Range (maximum)	100 yds
" (effective)	80 "
Fuel capacity	100 gallons
Storage pressure	3000 lbs/sq/in.
Operating pressure	235 lbs/sq/in.
Size of flame gun nozzle	2½ inches
Traverse of gun - left	20 deg.
right	20 deg.
Elevation	25 deg.
Depression	15 deg.
Number of One Sec Shots	20-30

("G" Armd Corps AFV Notes No 25)

(3) Comet Tank (A.34)

Amendments to Abridged Specifications of this tank (given in 4 Aust Armd Bde AFV Bulletin No 5) have now been received, these being:-

Weight (Tons) Unladen	32.7
Power/Ratio	18.3
Bridge Class	32

Turret

Gun Elevation +20 deg - 12 deg.

Dimensions	ft	inches
Length	21	1
" over gun	24	5½
Width	10	1
" over tracks	9	10¼
Height	8	9½
Ground Pressure	14 lbs/sq/in.	

AUSTRALIAN WAR MEMORIAL AWM2020.71.90

Performance

Speed	Max. road	32.4 mph
	average road	25.2 mph
Radius on road		123 miles
Climb		35 deg.

(4) M 24 Light Tank — Abridged Specifications

Name	M 24
Type	Light Tank
Crew	4
Weight (Tons)	17.6
Unladen	15.9
Power/Ratio	13
Bridge Class	17

Armour

	mm	ins	at deg.
(Turret)			
Front	37	1½	25
Side	25	1	25
Rear	25	1	0
Top	12	½	
(Hull)			
Front	25	1	60
" lower	25	1	45
Side	25	1	12
" lower	25	1	12
Rear	19	¾	40
" lower	19	¾	45
Top	12	½	
Floor	12	½	
" rear	9	3/8	

Armament

	Rounds
1 x 75mm M.5	48
1 x .30 Co-ax)	3750
1 x .30 Hull)	
1 x .50 AA	440
4 x SMG's	720
1 x 2" Smoke	14
Grenades	8

Sighting

2 x Periscope Sight M4A1 or M10C
Telescope M71G
Azimuth Indicator M21
Elevation Quadrants M9

Vision

6 x [illegible] periscopes
All round vision cupols

Turret

Traverse. Hilgear 360 deg.
Ring dia. 60"
Gun Elevation +15 deg. -10 deg.

Communication

No 19 Set in Turret bulge
Intercomm.

Dimensions

	ft.	ins.
Length	16	3
" over gun	18	0
Width	9	4
Height	7	11
" over AA	8	4
Clearance	1	5
Ground Contact	9	4

Ground Pressure 11 lbs/sq/in.

Engine

Make Cadillac Type Dual V8
HP 220 @ 3400 rpm
No Cyl 2 x 8
Bore and Stroke 3½ x 4½
Cooling. Liquid
Fuel and Capacity Octane 80
110 galls

Transmission

Type Hydramatic
Gears 4 fwd 1 reverse
Clutch. Fluid coupling
Final Drive. 2.571 to 1
Transfer case 2.34:1, 1.03:1.

Steering

Controlled differential
Brakes. Wet external contacting.
Steering ratio 155:1

Suspension

Tension Bar individual wheel
Tension compensating
5 x 24"x4½" dual wheels

Tracks

Type. Steel Centre guide
Width & Pitch 16"x 5½
Shoes per Track 75
Track Centres 8'0"

Performance

Speed	35 mph
Radius	150 miles
Climb	60 deg.

	ft.	ins.
Ditch	6	6
Step	3	0
Fords	3	4
Wading	-	-
Radius of Turn	40	0

(DRAC Monthly Liaison Letter No 19)

AUSTRALIAN WAR MEMORIAL AWM2020.71.90

(5) Porpoise - This device is a type of water-proof sled which is towed from LCT to the beach behind assault vehicles and duplex drive tanks, and which carries additional ammunition. The object of the Porpoise is to ensure a reserve of ammunition reaching the beach at the same time as the tank.

The Porpoise may be towed either afloat or submerged depending on the loading.

It consists of a sled shaped pressed steel container fitted with 2 pressed steel hatch covers. It is attached to the towing tank by two telescopic towbars with quick release hooks.

Details are:-

Porpoise No 1 Mk 1 (Narrow type for towing behind Valentine tanks)

Length	13'6½"
Width	3'3"
Height	1'0"
Weight unladen	896 lbs
Payload (afloat)	960 "
Loading (afloat)	6 pdrs - 47 rds or 75 mm - 34 rds or 7.92mm BESA H29 - 24 boxes.
Loading (submerged)	6 pdrs - 64 rds or 75mm - 64 rds or 7.92mm BESA H29 - 36 boxes.

Porpoise No 2 Mk 2 (Wide type for towing behind Sherman, Cromwell and Churchill tanks. Will not fit between tracks of Valentine.)

Length	13'6½"
Width	4'6"
Height	1'0"
Weight unladen	1120 lbs
Payload (afloat)	1280 lbs
Loading (afloat)	6 pdr 70 rds or 75 mm 50 rds or 95 mm 38 rds or 7.92 mm BESA H29 54 boxes or .30 Browning M1 64 boxes or .50 Browning 44 boxes
Loading (submerged)	6 pdr 96 rds or 75mm 96 rds or 95mm 48 rds or 7.92mm BESA H29 96 boxes or .30 Browning 96 boxes or .50 Browning 48 boxes or Rds belted 48-50 boxes

Tow bars for both types

Length (extended)	12'6"
Length (telescoped)	6'11"

The quick release adaptors are fitted between the rear towing eyes of the vehicles and the towing bars. These allow the securing pins to be blown out by a small explosive charge operated electrically from within the tank.

It has been found more satisfactory to load the Porpoise empty on to the LCT and to fill it on board as it has to be manhandled into position. Porpoises are stowed behind the following tanks. Stowage diagrams are shown below.

Wheels may be fitted to facilitate handling on board LCT. A water-proofing kit and a 15 ft towing chain are provided.

Device is liable to damage on sharp turns or on reversing.

AUSTRALIAN WAR MEMORIAL AWM2020.71.90

PORPOISE READY FOR TOWING

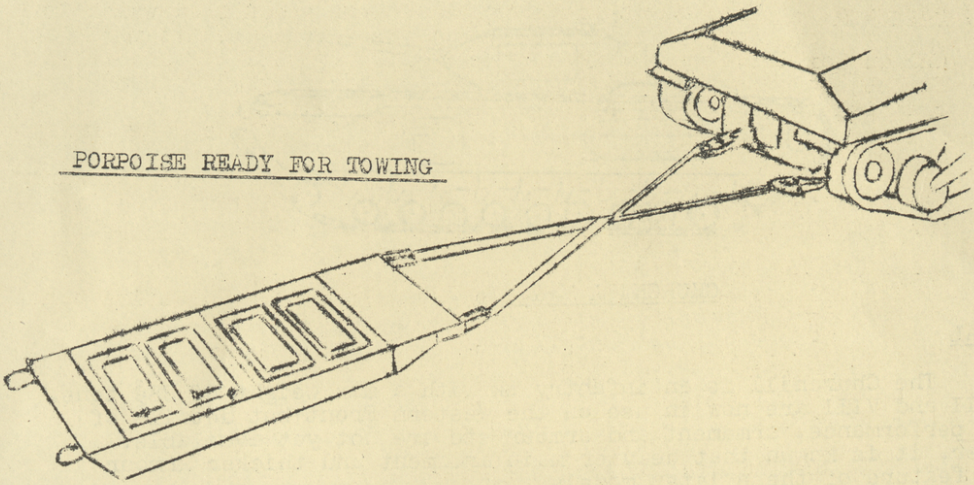

LCT III

Tk No 1 will have to couple up to [illegible] Porpoise before disembarking

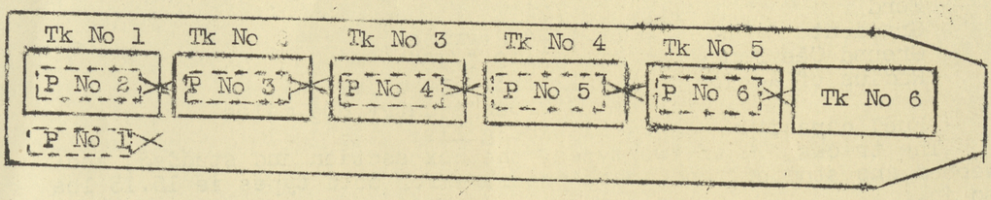

LCT IV

Tks Nos 1 and 2 will have to couple up to the Porpoises before disembarking.

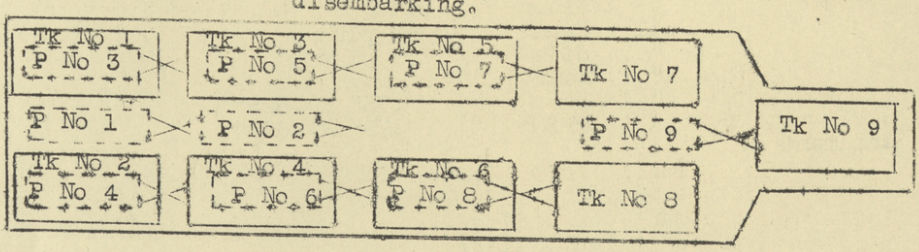

AUSTRALIAN WAR MEMORIAL AWM2020.71.90

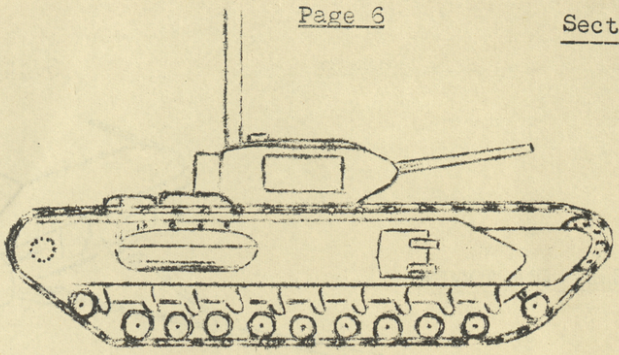

CHURCHILL V & VI

GENERAL

The Churchill is an infantry tk with a max weight of 38½ tons. Mks VII and VIII are now in use on the Western Front but details of their performance, armament and armour etc are not yet available. However, it is known that heavier main armament and thicker armour are a feature of these later models.

The tk is powered by a Bedford twin 6-cyl engine developing 325 HP at 2200 rpm. There are 4 fordard and 1 reverse gears, and suspension is of the Triple Helical Springs type.

The maximum speed of the tk is 17.3 mph, with a cruising speed of 16.4 mph. Other performance figures are:

Ditch Crossing	6'9"
Vertical Step	4'
Ford	3'
Gradient	34° (grass)
Ground Clearance	1' 0 1/16"
Radius of Action	Road 234 miles
	Cross country 60½ miles
Fuel capacity	150 galls

The tracks are of two types, the Box section and studded, and the webbed ans studded, and track pressure for both types is 15.15 lbs per sq in.

CHARACTERISTICS

Crew			5
Armour	Turret	Front	3½"
	"	Side	3"
	"	Rear	3"
	"	Top	1 3/8"
	"	Floor	1¼"
	Hull	Front	3½" plus ½"
	"	Side	2½" plus ½"
	"	Rear	2"
	"	Top	F .75" R .625"
	"	Floor	F .75" R .625"
Armament			
	Gun	V -	1x95mm How
		VI -	1x75mm
	Amn		52 x 95mm
			87 x 75mm
	MGs		2 x 7.92mm
	AAMGs		1 x .303 Bren or Vickers Twin K
	TSMGs		2
	Smoke		1 x 2"
	Grenades		6

AUSTRALIAN WAR MEMORIAL AWM2020.71.90

PORPOISE READY FOR TOWING

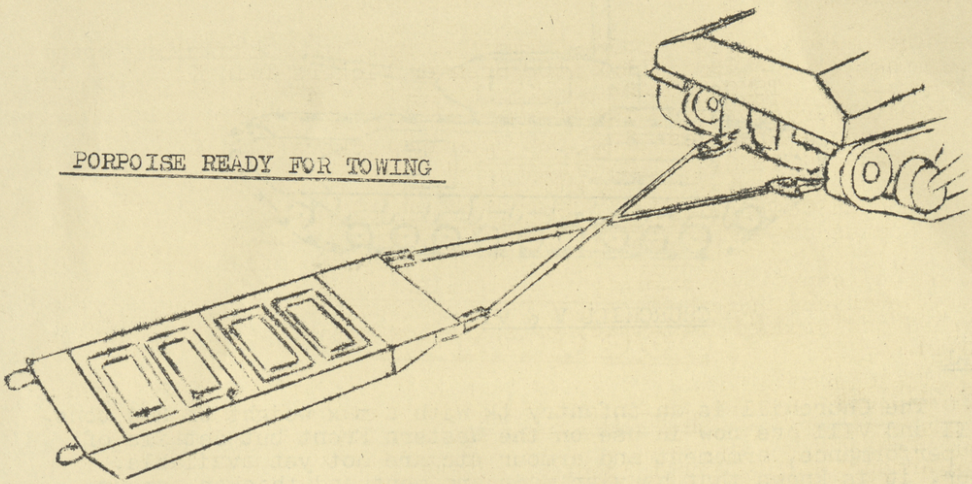

LCT III

Tk No 1 will have to couple up to 3 @ Porpoise before disembarking

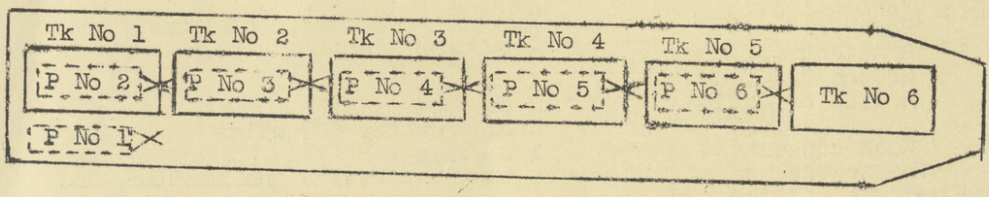

LCT IV

Tks Nos 1 and 2 will have to couple up to the Porpoises before disembarking.

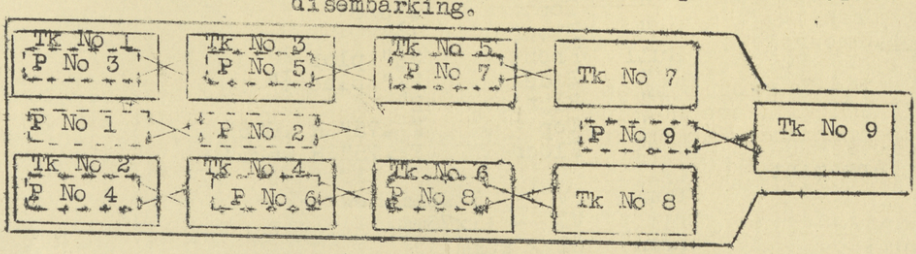

AUSTRALIAN WAR MEMORIAL AWM2020.71.90

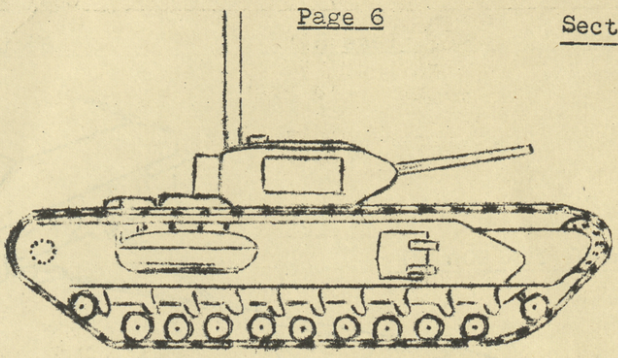

CHURCHILL V & VI

GENERAL

The Churchill is an infantry tk with a max weight of 38½ tons. Mks VII and VIII are now in use on the Western Front but details of their performance, armament and armour etc are not yet available. However, it is known that heavier main armament and thicker armour are a feature of these later models.

The tk is powered by a Bedford twin 6-cyl engine developing 325 HP at 2200 rpm. There are 4 fordard and 1 reverse gears, and suspension is of the Triple Helical Springs type.

The maximum speed of the tk is 17.3 mph, with a cruising speed of 16.4 mph. Other performance figures are:

Ditch Crossing	6'9"
Vertical Step	4'
Ford	3'
Gradient	34° (grass)
Ground Clearance	1' 9 1/16"
Radius of Action	Road 234 miles
	Cross country 60½ miles
Fuel capacity	150 galls

The tracks are of two types, the Box section and studded, and the webbed ans studded, and track pressure for both types is 15.15 lbs per sq in.

CHARACTERISTICS

Crew			5
Armour	Turret	Front	3½"
	"	Side	3"
	"	Rear	3"
	"	Top	1 3/8"
	"	Floor	1¼"
	Hull	Front	3½" plus ½"
	"	Side	2½" plus ½"
	"	Rear	2"
	"	Top	F .75" R .625"
	"	Floor	F .75" R .625"
Armament	Gun	V -	1x95mm How
		VI -	1x75mm
	Amn		52 x 95mm
			87 x 75mm
	MGs		2 x 7.92mm
	AA MGs		1 x .303 Bren or Vickers Twin K
	TSMGs		2
	Smoke		1 x 2"
	Grenades		6

AUSTRALIAN WAR MEMORIAL AWM2020.71.90

Dimensions	Length	24'1½"
	Width	10'8"
	Height	8'4 3/8"
	Track Centres	7'2½"
	Track	22"

CHURCHILL

Following are notes extracted from LHQ "G" Armd Corps AFV Notes No 28 on the employment of the Churchill Inf Tk in ITALY.

The Churchill has done extremely well and is very popular with the tank Brigades. The Heavy Churchill Mk VII has stood up well to punishment, but at the short ranges at which fire has been carried out, no armour can stand up to the 88mm, and 75mm in PANTHER. The Following extract from a record of a conversation with a Brigade Commander in ITALY may be of interest in this connection:

"One tank was turned completely over and finished up on its tracks once more. During this evolution the machine remained in gear and, when it had completed its roll, continued on its way with a shaken crew and a broken 'B' aerial base.

Another tank received a penetration in the rear sloping plate. The projectile passed through the gearbox without touching the gears and shattered the casing. The crew heard the crash and were a bit apprehensive for a moment or two, expecting a 'brew-up' but nothing happened, and the machine continued to run for approximately two miles. Then the transmission seized solid. It was not until this moment that the crew discovered the damage"

(DRAC LL No 17)

CROCODILE

Users are convinced of the value of the CROCODILE and in particular of its moral effect. They have evidence, that, once flame has been used against part of an enemy formation, reports have spread very quickly throughout the whole formation; prisoners bear this out. In particular, one formation carried out three small actions against enemy strongpoints and villages. Troops involved were a Tank Battalion, one Infantry Battalion and six Crocodiles. One of these operations was carried out by night. In each case, a carefully co-ordinated fire plan was made, and by day smoke was used, on both flanks. In every case, casualties were inflicted and prisoners taken. In the last action, a farmhouse which had been holding up our infantry, was cleared. Six of the enemy were killed by flame and 19 prisoners taken.

(DRAC LL No 17)

AUSTRALIAN WAR MEMORIAL AWM2020.71.90

TANK MAINTENANCE IN THE FIELD - US ARMY

The following notes are taken from a report by an Aust Armd Corps officer attached to the US Army in SWPA.

1. Organisation

(a) Ordnance Workshop - attached to Tank Bn and equipped to carry out up to 3rd line repairs.

(b) Battalion Maintenance Coy (similar to Aust LAD except that tradesmen are of the Bn and NOT attached from Ordnance.

(c) Tank Coy Maintenance Section (1st Line repairs). This sec is a portion of the coy similar to the set up in Aust armd units prior to the formation of LADs Type H. It comprises Tech Sjt (1), Tk and MT mechs (3) Radio Mech (1) Electrician (1) Artificer (1) Armourer(1). Normal equipment - Tk Recovery veh, 3 tonner half-tracked with 1 ton trailer, tools of trade.

2. Use of Tanks in SWPA

The Tank Bn consists of Bn HQ, Service Coy (Aust H Sqn) Mtce Coy (Aust LAD), three coys M4 Sherman tks, one coy M5 Lt Tks. In this theatre tks have not yet been used in Bns nor have the M5 Lt tks yet been committed. The practice to date is to detach a Tk Coy (Aust Sqn) equipped with 18 M4 Shermans to an inf formation. These dets are generally beyond the reach of tk workshops with the result that the Coy Mtce Sec, at times, carries out up to 3rd line repairs.

3. Maintenance within the Coy

The Tk Coy to which this party is attached has been detached from its Bn continuously since June 44 and for the same period has been out of reach of tk workshops.

Upon detachment the Coy mtce sec was allotted a M1 10 ton wrecker, extra tools, welding set etc in lieu of Tk Recovery veh which is not yet available in this area.

This Coy's Sherman tks are of the type powered with 9 cyl radial engines - which normally require more mtce than other types of tk engines.

All tks have run over 200 engine hours since detachment and all repairs have been carried out by the coy mtce sec.

In four months no tk has been grounded for a longer period than 36 hours at any one time.

Regular 50 hour engine mtce - spark plug, magneto adjustments etc - is always carried out. The 100 hr workshop mtce is NOT carried out, it being considered as a result of experience in this and the North African theatre, to be unnecessary.

No spare tk parts have been available to the coy since its detachment.

AUSTRALIAN WAR MEMORIAL AWM2020.71.90

4. Mtce System in Operations

Recently, whilst a platoon (5 tanks) of this Coy was attached to inf on a two day armd recce the following casualties occurred.-

(a) One tk was hit twice by 37mm AP from a Jap tankette
(b) Returning from the action whilst wading the bar at a river mouth another tk was filled with salt water when a wave swept over it.

Tank (b) was immediately recovered and towed to Coy area by the two other tks. Coy Mtce Section and crew immediately stripped the tk - working through the night - and all parts were dried and treated before corrosion could commence. Within 30 hours tank(b) was again in good running order and tk (a) had been repaired by over-welding.

5. Conclusion

The foregoing results show that it is possible to keep tks in good running order for long periods without workshop mtce provided the coy mtce sec is

(i) Allowed to do the job and

(ii) Provided with sufficient tools to carry out repairs to all parts of the tank.

This method has the added advantage from the Tank Comd's point of view that repairs are carried out immediately, the tank consequently being out of action for the mimimum of time

---

AUSTRALIAN WAR MEMORIAL AWM2020.71.90

The following are extracts from a report by an Australian Army Officer on operations in FRANCE.

Notes on attack with inf and tks cooperating

Preparation and Briefing

A fairly complete warning order giving sufficient information to enable the battalion commander to make his plans was issued three days before the attack.

This order was freely discussed at the CO's conference, and the writer of the report was impressed by the freedom with which all present expressed their views.

A large sand table 20 yards by 30 yards was constructed and aerial photographs and maps laid out and issued on a generous scale. The CO then briefed the company commanders with the utmost thoroughness.

The following day, the tank battalion officers and all tank commanders were briefed by the CO in a similar manner, and the CO of the tank regiment gave his orders to the squadron commanders.

Infantry company commanders and tank squadron commanders then conferred and decided on their plan. They then went on reconnaissance together to a position from which they were able to overlook their objectives. Company commanders finally briefed their companies on the sand table.

Everyone knew exactly what to do, and all anticipated the engagements with the utmost optimism.

Support

The attack involved at least three divisions, and support was on a most generous scale and included :-

300 25 pounders with 1,200 rounds per gun
50 mediums with 1,000 rounds per gun.
Practically unlimited air support was available and tanks where needed were allotted on a basis of a squadron to a company.

Company commanders had in support :-

One squadron infantry tanks.
One field regiment on immediate call. (DF tasks had been carefully worked out beforehand).
One field regiment on a 10 minute call.
One section 3 inch mortars
One section carriers.

There was in addition a reserve troop of AVRES and CROCODILES.

Intercommunication and liaison

(a) within the battalion - Battalion to company intercomm was carried out by No 18 set. In addition, a No 38 set was carried by company HQ as a reserve. This set was netted to the squadron leaders No 38 set working on the same frequency. No 38 sets were withdrawn from platoons as they were found to be unnecessary.

AUSTRALIAN WAR MEMORIAL AWM2020.71.90

(b) Infantry - tank intercommunication. - Both the infantry CO and the tank CO moved together in a battle headquarters, and this largely obviated the need for wireless intercommunication between the two headquarters.

The company and squadron commanders maintained contact through :-

(i) No 38 set - as above.
(ii) Liaison officers.

The liaison officer was provided by the tanks and moved with his scout car under command of the infantry company commander. His sole duty was to maintain contact between the two arms. This was a vital necessity as infantry and tanks did not move on the same axis.

The artillery FOO with his wireless set travelled in the scout car with the liaison officer.

There was no platoon to troop or company to troop wireless intercommunication, as this was thought unnecessary. Troop comds tanks however, were fitted with an outside telephone.

This system worked admirably until the LO was killed. There were not enough LO's to allot one per company all the time and consequently, LO's always moved with the most forward or attacking formations.

Conduct of the attack on 16 July.

The whole operation was carried out with determination and dash worthy of the excellent preparation and support.

The infantry showed some tendency to hug the cover afforded by occasional ditches and hedges when a rush across the open would usually have served better.

On 8 Bn's front, enemy mortaring and shelling was extremely accurate and effective, following the lines of advance all the time and inflicting casualties steadily. Occasional enemy machine gunners showed great bravery and stayed firing to the last, but generally the riflemen either withdrew or surrendered before the final rush.

The Scots when warmed up showed considerable aggressiveness, and once started, raced into it regardless of casualties. The battalion suffered 169 casualties, nearly all from A and D companies.

The tanks moved parallel to the infantry axis of advance, but about 200 yards to a flank, and just forward enough to enable them to shoot up any opposition in front of the infantry. This method of shooting-in the infantry worked much better than having the infantry moving up with them. When tanks move with infantry, both arms are apt to rely far too much on the other, and much time is wasted in too much talking.

AUSTRALIAN WAR MEMORIAL AWM2020.71.90

CROCODILES IN CO-OPERATION WITH INFANTRY

This account is based on a report received from Canadian sources.

1. The first attempt by a Canadian infantry battalion to capture MAY - SUR - ORNE was defeated with heavy casualties. The same afternoon the attack was renewed by the now seriously depleted battalion, but this time it had the additional support of four troops of Crocodiles. This second attempt was completely successful.

2. C Coy and D Coy were combined - a total of about 60 men- and attacked on the right of the road with a troop of Crocodiles in support. To the left of the road, A Coy and B Coy advanced with two troops of Crocodiles. H hour was fixed for 1545 hrs. The tank crews were assured that there were very few anti-tank guns in the neighbourhood, and throughout the action the Crocodiles were able to fight most aggressively. It was later discovered that the enemy positions had been very accurately pinpointed by air photographs, and the defence overprint maps indicated every post, with one siggle exception, exactly as it was found on the ground.

3. The Crocodiles moved forward, each tank closely followed by two sections of infantry, one just behind the trailer and the other 20 yds in rear. During the attack, any hedges or ditches previously known to contain MGs or snipers were seared with flame. When the village was reached, the Crocodiles moved away from the road and one tank in each troop advanced on a line directly behind the houses while the other tanks placed themselves so as to give covering fire.

4. As each tank with the right two companies approached a house, it blew a hole in the building with its 75mm gun and squirted a jet of flame through the hole into the house, which then caught on fire. The leading section directly behind the tank at once dashed for the doorway and cleared the house as quickly as possible. This procedure may sound dangerous, but the liquid, once ignited, is unlikely to cause damage to the attacker. He should, however, beware of getting in the path of the jet, because everything touched by the liquid catches fire.

5. While the leading section was clearing the first house, the Crocodile moved on to the next house and again blew a hole in it and squirted in some flame. This time, the second section following the tank dashed for the doorway and cleared the house, and the first section, having finished its work, came back to the tank. Thus the two sections alternately cleared the buildings set on fire by the tanks, while the sections of the reserve platoon followed farther in rear to occupy the houses once they were cleared. The fires, started, blazed all night and some of the buildings continued to burn all next day.

6. The enemy withdrew, obviously demoralized from the amount of equipment he left behind. That morning and during the previous night - before the Crocodiles were used - he had resisted strongly. The Canadian infantry, therefore, had nothing but the highest praise for the Crocodiles, and they were greatly impressed by the courage and aggressiveness displayed by the tank crews. They were not in the least disturbed by the problem of having to clear the houses already ablaze; in fact, they were glad to have such effective support even though it cost them a lot of extra sweat.

AUSTRALIAN WAR MEMORIAL AWM2020.71.90

REPORT ON THE OPERATIONS OF "C" SQN 3 DG DURING THE PURSUIT OF THE JAPANESE DOWN THE TIDDIM ROAD FROM MS 27 TO MS 90

Half "C" Sqn with 3 Valentine Bridgelayers and 2 D8s had been under comd 9 Ind Inf Bde Gp from 26 Jul 44 to 30 Jul 44, on which date they were withdrawn to BISHENPUR, as it was then thought the bridging problem would delay their adv considerably. They were ordered fwd again on 7 Aug, from which date the half Sqn has been under comd 161 Ind Inf Bde.

During the period under review eight major engagements were fought.

Enemy casualties:-	Killed	85 (by Inf)
	Wounded	5
	Prisoners	18
	Found dead	293 (killed by air, arty or tks)
	(Fresh graves over 500)	
Own casualties:-	Killed	9
	Wounded	85
	Sick	507
3 DG casualties:-	Killed	Nil
	Wounded	Nil
	Sick	7

Equipment captured by 9 Bde includes:-

Tanks	11 (includes 2 mediums)
Guns	15 (includes 1 x 105, 7 x 75's)
Mortars and Grenade Dischargers	19 (includes 1 x 10" mortar)
Machine Guns	33 (includes 3 medium)
Rifles	308
Arty amn	over 1,000 rounds (incl 400 rds 105)

During this adv one tp has always been under comd the leading bn. Whenever the Jap rearguard has been severely pressed by combined inf and tk action it has always been withdrawn, when possible at night. Direct fire support has usually been given from the road. At MS 67 in support of 2 W. YORKS, the tks climbed a hill to gain better fire positions. At MS 73 the tks were able to move down the road so as to shoot on the reverse slope, with the result that the Jap was forced to leave quickly and a 70mm gun was captured after the crew had been killed.

Owing to the thick jungle it has seldom been possible for the inft to indicate targets accurately, even when a limited amount of foliage had been removed by air strikes and small concentrations of arty (four 3.7 and four 25 pdrs). However, a 75mm HE and Browning in the suspect area has always resulted in the enemy fire being silenced.

AUSTRALIAN WAR MEMORIAL AWM2020.71.90

The demolitions by the Jap have been thorough and effective. 25 bridges (including one 150' double double Bailey) and 16 road craters, all of which were complete obstacles to wheels and/or tracks, have been successfully overcome. The enemy made little use of mines, only 20 being found in the 56 miles. Valentine Bridgelayers and D4 Bulldozers have been employed fwd with the leading tp to bridge gaps over streams and craters which have been filled in immediately the leading tks and essential vehicles are over. would not have been possible to operate tks without the Bridgelayers whose work has been magnificent. One Valentine has laid and picked up its bridge 36 times in under a month. No casualties have occurred to the tks, but one Bridgelayer was badly damaged on a deeply buried mine (3 Lees had already passed over it), and another had its launching gear damaged whilst laying its bridge under fire.

Owing to the possibility of spates, the leading tp has always forded the streams immediately. Waterproofing of the engine doors with paper and grease has proved effective and takes little time for the crew to do. In several instances ramps have been made by the bulldozers and the tks winched across by D8s. As the Double Double Bailey bridge had to be laid from the far bank, all lorries carrying the bridging equipment were winched across the stream. D8s have been invaluable on numerous occasions, not only assisting the tks, but guns and all kinds of vehicles.

Owing the the difficult gradients and consequent continuous low gear work the wear on the engines has been great. 5 new engines have or are being fitted. The two Sqn HQ tks have been used to keep the two fighting tps up to strength.

During the whole of this operation "C" Sqn have been maintained by air. Jeeps with trailers have been used to ferry amn, forward petrol and supplies. On two occasions, owing to the depth of the stream, the leading tp has been maintained by mules.

The employment of tks has undoubtedly increased the pace of the adv and lessened the number of inf casualties. The figures in para 2 speak for themselves!

As "C" Sqn has been operating almost continuously in support of 9 Bde during the past months, the co-operation between tks and inf has been extremely good.

NORMANDY

1. We are awaiting with keen interest full and authoritative reports from 21 Army Group on the part played by armour following upon the breakout from the close fighting in the BOCAGE country, where the thickness of armour was an all important factor.

2. During the PURSUIT, it is apparent that the CROMWELL had a "Field Day": its superior speed and mobility came into their own and user reports, in particular from 7 Armoured Division, were encouraging.

AUSTRALIAN WAR MEMORIAL AWM2020.71.90

In the American sector, again the key to the success of the whole operation was speed. The advance EAST of the Third US Army across FRANCE to the German frontier was led by an Armoured Division which was instructed to push on at maximum speed, regardless of administrative problems and to avoid the enemy wherever possible. For this reason, leading elements moved mostly on side roads and were only forced to deploy when serious opposition was encountered. Enemy concentrations were thus by-passed and were subsequently dealt with by infantry divisions following behind, nobly assisted by the FFI.

Divisional reconnaissance was carried out by a cavalry screen of armoured cars and light tanks together with a proportion of at least eight aircraft which form part of the CRA's command. At least one of these was kept permanently over each combat command and was sent forward to reconnoitre towns and suspicious areas up to 20 miles ahead of the columns.

The administrative problems were surmounted largely by unloading all non-essential vehicles in order to increase the number of petrol and ammunition lorries in the Division and authorising double loading for the 2½ ton 6 x 6 vehicles. At times the supply transport had to return 200 miles for replenishment and in order to complete the round trip of 400 miles it was found necessary to keep on the move 24 hours a day, first and second drivers taking sleeping and driving in turn. During the period 1st August to 31st August, the Armoured Division's daily petrol consumption was about 40,000 gallons.

ITALY

From shortly after the battle of CASSINO and the HITLER line to the face of FLORENCE there have been no tank engagements of a major scale, though tanks have been used continuously throughout this period.

Soon after the break through "A" Armd Div was given a task more nearly approaching the traditional independent "Tank Brigade" role than has hitherto been possible in this country. In these operations tanks have gone forward without the close support of infantry and, in consequence, casualties from ambush weapons such as the Panzerfaust have been higher than previously.

Communications have been stretched and it has no longer been possible to relieve tired tank formations as frequently as in the earlier stages.

The tank wastage rate has been high and certain spares shortages have been experienced.

With the slowing up of the rate of advance as enemy re-grouping became effective communications have improved and tanks have again been used with adequate infantry support and generally in smaller numbers.

At one time during the advance north of Rome operations were virtually brought to a standstill by three consecutive days of rain. Why a little rain in a country of metalled roads should have such a serious effects may not be obvious.

AUSTRALIAN WAR MEMORIAL AWM2020.71.90

The cause of the trouble is the many diversions round blown bridges, road craters and villages blocked by rubble. These are made by bulldozers working as close as possible behind forward tps and consists of a flat path cleared through the adjacent agricultural land. Normally these diversions offer no difficulties to any ordinary traffic though they become very loose and dusty.

As soon as any appreciable amount of rain comes, this dust turns to the most formidable type of mud in which even Jeeps will get bogged.

Only very rarely are there alternative metalled routes and consequently all lorry-borne supplies are held up until the rain stops.

The nature of the country undergoes a slow change to the north of Rome.

No longer is there that sharp dividing line between the narrow coastal belt and the central mountain mass. The plain, which is wider hereabouts, marges more gently into the highlands and they themselves are less austere.

In parts they resemble rolling upland downs interspersed with broad river bottoms and dotted with those strange conical hill features on which the Italian loves to build his towns.

Communications in these regions are much better; there are many metalled highways and laterals of macadam while much of the countryside negotiable by tanks, consisting as it does of uncultivated downs reminiscent of Salisbury Plain, orchards of peach and apple and the ever present vineyards.

LESSONS FROM OPERATIONS

Notes compiled by an Armd Bde on Lessons from Operations in Italy form rather a concise and interesting summary and are attached as Appendix "B".

As the employment of TIGER tanks form quite an appreciable part of Overseas reports, an extract entitled "Who Killed Tiger" forms Appendix "C".

S W P A

LEADERSHIP

An interesting American document entitled "What Price Leadership" giving comparisons of casualty rates for three divisions over a period of operations lasting three months is well worthy of note and is included as Appendix "D".

ENEMY DOCUMENTS

Extracts from a translation of a captured Japanese Pamphlet on "Attack Regulations" forms Appendix "E" and is an interesting sidelight on enemy methods.

AUSTRALIAN WAR MEMORIAL AWM2020.71.90

GENERAL

1. TACTICAL TEACHING OF A BRITISH TANK BDE

The tactical teaching of a tank brigade which took part in the TUNISIAN campaign is presented in the following article. It will be found that most of the points brought out apply to tank operations in the SWPA, and should be of interest to armoured and infantry personnel alike.

The reason for the existence of the infantry tank is to support and assist the infantry in all the various stages of battle, and this fact must be the paramount factor in the solution of tactical prob-lems.

(1) Necessity for Flexibility in Tactics - In considering any tac-tical teaching it is necessary to maintain a completely flexible mind. A training memorandum once issued on tank tactics stated that the details of that particular memorandum would "not be departed from under any circumstances"; this is evil teaching and means that no progress can be made.

It is agreed that system is of great value. On the other hand, rigid drills and dogmatic statements as to how tanks are to be used can only lead to faulty tactical handling. For instance, it is correct to say that tanks should not be used for night attack, since they may easily overrun our own infantry and will have the greatest difficulty in picking up and engaging targets. However, occasions will arise, and have arisen, where - under favourable conditions of light, ground, enemy morale, mines, and antitank defences - tanks can be used most advantageously by night. Thus it should be clear that to state dogmatically that tanks will not be used at night is quite wrong, and it is contend-ed that this one example is applicable to the majority of the tactical situations that may present themselves. In fact, "the hill is never in the same place twice", and each tactical prob-lem has to be considered as an individual one and not something that can be answered out of a book or from a doctrine learned at a battle school.

A final point to clinch this argument is that, in order to get the best out of any army, it has to be led in accordance with its national characteristics. The German is at his best when fight-ing to well-known and practiced drills, but when his plan is upset he finds it difficult to adapt himself to the changed conditions. The British, on the other hand, are better at doing what seems to be correct according to the circumstances of a particular case. Our tactical handling of tanks or any other arm should, therefore, be based on the psychological fact that we are best "taking on the bowling as it comes". The argument put forward above is not intended to be an excuse for laziness of mind, and neither is it suggested that the tactical handling of tanks can be conducted entirely by the light of nature. Thought, practice, experiment, and some basic system of manoeuvre are absolutely essential to successful action.

(2) Control of Tank Fire and Movement - Resolved into the simplest elements, minor tactics become a balanced adjustment between fire and movement. The power and value of a tank is that it combines these two essent-ials in one armoured machine. If we keep this fact in the forefront of our minds and then examine any tactical problem in the light of the special characteristics of the tank and the immediate tactical conditions, we shall be nearing the right answer.

AUSTRALIAN WAR MEMORIAL AWM2020.71.90

To be fully effective, tank fire must be properly controlled. This control consists of indicating targets and engaging them. Since it is rarely possible to identify targets before they, by their own actions, draw attention to themselves, it will be best for regimental and squadron commanders to indicate target areas for which particular troops of tanks are to be responsible. Thus it appears that the unit of fire control should be the troop. Targets that can be located prior to action should be artillery tasks.

Since tank movement is arranged for the benefit of the infantry and with the object of giving them the maximum fire support, the relation between these two arms and their respective positions in the face of the enemy is of vital importance, and it is here that the need for accurate appreciation of the particular tactical problem in hand is most marked. Further, it is here that rigid rules and preconceived ideas are the most dangerous.

The control of fire and movement by troop and sqadron commanders hinges largely on where the respective commanders move and on the formation adopted. Here again no absolute rules can be laid down.

(3) Employment of Fire Power of Tanks - There has been a tendency in the past to look upon the crushing power of the tank, rather than its fire power, as its chief weapon. This is a fallacy. It is the fire power of the tank that kills and subdues the enemy. Therefore, great as the psychological effect of the crusher may be, the object of tank manoeuvre when assisting infantry must be to get the tanks where they can make the best use of their fire power. This means that the tank must so position itself that it can see both the enemy and our own troops. The logical sequence of this is that the fullest possible liberty of manoeuvre should be afforded to the tank formation and that often it will be advisable for tanks to attack on an axis separate from that of the infantry. The psych-ological and fire effect of the tank varies, of course, in relat-ion to the morale of the enemy, and this fact is again a finger pointed to the need for individual appreciation of each particular tactical problem.

Whether movement on different axes is possible depends very much on the type of battle; the more concentrated and staged it is, the more will manoeuvre be restricted. On these occasions, if the attack is in daylight and passages through the minefield have been cleared, then the assault may on occasion be led by tanks so that they can make the maximum use of their fire power. In such a case, since the leading tanks cannot give effective immediate support to our infantry, other tanks must be detailed for this purpose. A reserve is also needed, and the importance of maintain-ing or re-creating a reserve of tanks cannot be overstressed. The use of such a reserve is the quickest way in which a commander can influence the battle. A tank reserve does not, however, do away with the necessity for an adequate reserve of infantry as well. The roles of the two arms are different.

(4) Antitank Mines and Guns - Tank manoeuvre is severely restricted by both mines and by antitank guns, either as ground weapons or mounted in tanks. These weapons are designed to prevent tanks from doing their jobs and are very effective.

While it may sometimes be necessary to sacrifice tanks in order to get through a minefield, these occasions must be rare, and tanks will not normally be expected to advance unless some passage has been cleared or a way around found. This is not a tank task, but normally an engineer one. However, tank representatives with

AUSTRALIAN WAR MEMORIAL AWM2020.71.90

the mine-clearing parties should ensure that satisfactory and sufficient lanes are made in the most suitable places. The infan-try must realise that, even if the tanks that are assaulting with it are stopped by antitank mines, it must still go on, and that the maximum tank fire support will be afforded to it after the tanks have had some [illegible] manoeuvre. In fact, it is most important that infantry should understand that it is not the immed-iate physical presence of the tank that matters, but rather wheth-er the tank can give it the maximum direct fire support. The introduction of HE for all tanks makes this axiom more true.

To destroy the antitank gun, the tank has to rely to a large extent on its own resources. Infantry, if it can close, can destroy the gun, and artillery can neutralize it. If, however, the antitank gun is still alive by the time the infantry closes with it, it probably means that it has done its work and knocked out some tanks. The avoidance of the antitank gun is a movement problem, and its elimination a fire problem. Therefore, when movement is not under the protection of a barrage, it has to be preceded by careful reconnaissance with glasses, either on foot or from turret down positions, and the speed of the tank advance must be regulat-ed according[illegible]

It may be necessary, in spite of antitank guns, to destroy the enemy on the reverse slope of an objective. It is preferable that this should be done by fire from a flank, but on many occasions this will not be possible. Tanks must be prepared to operate boldly on the open slope, exposed to unlocated hostile fire. Pro-tection by artillery fire and from other tanks is essential in such circumstances. This support may be given by HE or smoke or both. Further, a proper plan must be made, and requisite time allowed to put it into operation. Under such circumstances, tanks may well be expected to move within the area of artillery concentrations and will have to seek out and destroy antitank guns in their immediate area.

The time that tanks can stay in position on the forward slopes of an objective is strictly limited by the fire support available. Even if tanks are required to remain on reverse slopes with the forward infantry after a successful attack, they must be relieved as soon as possible and replaced by antitank guns. Provided signal communication is satisfactory, their power of movement enables them effectively to join again in the battle at short notice.

(5) Artillery-Tank Cooperation -- It has been stressed above that the tank exists for the benefit of the infantry. The artillery is an equally important cooperative arm, and its fire support will be given to the assault arms (infantry and tanks) as the situation demands. To enable this support to attain the maximum degree of efficiency, provision must always be made for a tank or tanks to be available for the FOO's. The indication of targets by troop and squadron commanders to FOO's is another example of the value of a well thought out system whereby time is saved and both arms understand each other completely.

(6) Summary -- In conclusion, the principal points made above may be summarized as follows:-

A. There is a need for a flexible tactical mind and individual consideration of each tactical problem.

B. The infantry tank's task is to support and assist the infant-ry, and all its actions must be arranged with this paramount point in view.

C. The tank's strength is that it combines fire and movement in one armoured machine.

AUSTRALIAN WAR MEMORIAL AWM2020.71.90

D. Tank movement in the face of the enemy will always be covered, or potentially coverable, either by artillery fire or other tanks.

E. The tank troops will normally move as a tactically disposed whole.

F. It is the fire power of the tank that is decisive rather than its crushing power.

G. Tanks require liberty of movement to use their fire power to the best effect according to the best effect according to the immediate needs of the battle.

H. Tanks and infantry will not necessarily move on the same axis.

I. The maintenance and re-creation of a reserve of tanks is of the greatest importance.

J. Since tank manoeuvre is limited by mines and antitank guns, tanks cannot be expected to lead the attack unless these difficulties have been overcome or circumvented.

K. A tank reconnaissance officer should accompany infantry pat-rols when reconnoitering tank obstacles and minefields.

L. The speed of the tank advance, except under a barrage, is reg-ulated by the need for careful reconnaissance, bound by bound, in order that at least some of the enemy antitank weap-ons may be located and engaged by fire before that particular bound is made.

M. As far as tanks are concerned, the duty of a commander is to observe and direct rather than engage in close battle. This statement is only in a minor degree applicable to troop command-ers.

N. Tanks will not remain in one fire position indefinitely. They will use their power of manoeuvre to take up alternate firing positions.

O. On occasion, tanks must clear forward slopes and risk the enemy's concentrated antitank fire. When such action has been undertaken, adequate artillery support must be given, and the tanks must be withdrawn from the exposed slope at the earliest opportunity. This principle of early withdrawal and relief by antitank guns is applicable to all offensive action.

Finally, it cannot be overemphasized that every tactical prob-lem must be examined on its merits with the paramount consid-eration of assisting the infantry to get where it wants to go.

Much more could be written on the subject of the employment of tanks. Among the topics which might be discussed are air support; interpretation of aerial photographs; patrolling and examination of tank obstacles; control of self-propelled guns in support of tanks; need for a 75mm gun in the Churchill tank; employment of armoured carriers for reconnaissance or as OP's; inability of tanks to mop up or consolidate object-ives; need for infantry protection for tank recovery; and importance of signal communications between all arms. Suffic-ient has been said, however, to give in general an outline of the tactical ideas which are current in this brigade.

AUSTRALIAN WAR MEMORIAL AWM2020.71.90

INF CO-OP WITH TKS

Attention is drawn to ATM (Aust) No 36 para 14, in which will be found an account of an attack by an Aust Inf Coy supported by tanks.

TK TPTRS - BR CLASSIFICATIONS

Failure to observe bridge load classifications is a frequent cause of bridge weakness, and ultimate collapse. To assist tk and tptr officers a table, extracted from E in C Int Summary Nos 1 - 17 (consolidated) is reproduced below.

Owing to the lengths of tk tptrs, the bridge load classification varies considerably with the length of the bridge. In applying the table, the span measurement should be taken [illegible] of the greatest span.

TABLE I

Transporter 20 ton Federal	Bridge Load Classification for Span (in feet) of :-			
	0 - 10	20	60	100 and over
Veh unloaded (1) no ballast	9	10	13	15
Veh loaded with 20 ton tk	Class 60, All spans (2)			

TABLE II

Diamond T Tractor and Rogers Tk Tptr	Bridge Load Classification for Span (In feet) of :-				
	0 - 10	20	40	60	80 and over
Veh unloaded no ballast (1)	10	10	13	16	19
Veh loaded with 30 ton tank	45	46	50	54	58

Note 1. Add weight of ballast to these figures.
Note 2. Due to high rear axle load

AUSTRALIAN WAR MEMORIAL AWM2020.71.90

WATERPROOFING EXPERIMENTS

The following report of an occasion where waterproofed tanks would have been of tactical value is taken from recent operations in NEW GUINEA.

It is emphasised that this report is drawn from unofficial sources and that it is possible that other factors brought about the decision NOT to employ tanks. The report is, however, of interest and should help to combat any impression that experiments in waterproofing tanks and other similar experiments are of no value.

The report reads -

"Five tanks were also moved into that area, the intention apparently being for the tanks to be used against the enemy pocket. However the DANMAP RIVER had to be reckoned with. This river at its mouth has two channels with a sandbank in its midst. The channel on the Eastern side, when tested, was found to be about twelve feet deep, so that was the end of the tanks' participation in the present action."

Maj
F.C.Taylor
BM 4 Aust Armd Bde AIF

AUSTRALIAN WAR MEMORIAL AWM2020.71.90

APPENDIX "A"

TANK DOZER, AUST NO 1 MK 1

1. "G" Staff has indicated a requirement for a bull dozer equipment fitted to a tank. The requirement was that the tank dozer should be capable of operating continuously at speeds of 1½ to 2 mph and that it would rarely be required to operate at higher speeds. The tank is to retain all existing armaments, and the bull dozer equipment must be capable of being jettisoned to allow the tank to fight as a normal AFV.

2. Three types of tanks were considered, namely, Matilda, M3 Medium Petrol and M3 Medium Diesel. Although it is possible to obtain greater power from the M3 Medium tanks than from the Matilda the torque characteristic necessary at the slow speeds required renders the M3 unsatisfactory. If used continuously, these tanks would develop severe cooling trouble. The Matilda Inf Tank, however, has features which make it superior to the M3, for it can develop maximum torque at the speeds required and the cooling system is adequate. It was decided, therefore, to use the Matilda inf tank on which to mount the bull dozer equipment.

3. Characteristics of the Tank

The Dozer blade is mounted on a Matilda tank which retains all its normal armament, but loses manoeuvrability owing to the presence of the blade, which projects 4 feet in front of the tank and 10 ins to each side, and weighs 3 tons.

The main armament can be fired with the dozer in the travelling position.

4. Characteristics of the Dozer

The Bulldozer equipment consists of :-

(a) A Le Tourneau type blade - overallwidth 10'2".
(b) A Willys 4-cyl "Jeep" engine and gearbox mounted on the rear of the blade.
(c) A winch for raising and lowering the blade connected to the Jeep gear box.
(d) Two arms extending from the blade to half way along the side of the tank to a trunnion mounting.
(e) An "A" frame mounted with quick release attachments on the front glacis plate of the tank.
(f) Two sheave blocks and rope.

The equipment mounted at the rear of the blade is protected by an armour plate box.

5. The tank driver controls the dozer blade fron his normal position in the tank. The blade moves only in the vertical plane and cannot do angle dozing. Through its gearbox, the governed Willys engine operates a winch which raises or lowers the blade as desired by the driver. The only controls the driver uses are a starter switch for the Willys engine, an ignition switch and the hydraulic control lever for the winch. A jettison gear has been developed which enables the driver to jettison the equipment if desired.

AUSTRALIAN WAR MEMORIAL AWM2020.71.90



6. CONTRAST WITH STANDARD DOZER

The tank dozer is NOT equipped to perform the role of a standard bulldozer. The dozer operation imposes severe loadings on the tank which must result in increased maintenance and shorter life.

Accordingly, tank dozer operators have been informed that the dozer is to be restricted to its primary tactical role. Where a standard bulldozer can carry out the task as effectively as a tank dozer and without imperilling the success of the operation, the tank dozer will NOT be used.

7. PRIMARY TACTICAL ROLE

The primary role of the tank dozer is to clear a track for tanks in actual operations and under fire, where the employment of a standard bulldozer would involve needless sacrifice of men and materiel. It may be called upon to level off gradients too steep for a tank, to clear scrub, to construct fords over river obstacles and A Tk ditches, to make diversions around blown bridges and road craters, to demolish Tk A obstacles and blocks, and to prepare a way for tanks landing on beaches.

It is emphasised that the tank dozer is to be used ONLY for clearing a way for tanks

AUSTRALIAN WAR MEMORIAL AWM2020.71.90

APPENDIX "B"

LESSONS FROM OPERATIONS OF AN ARMOURED BRIGADE IN ITALY

1. In close country the chief danger to the tank is from the BAZOOKA type weapon of which two variations have been encountered:-

(a) OFFENROHR - similar to our PIAT

(b) FAUSTPATRONE or GRETCHEN, a BAZOOKA type weapon, very low, mounted on a small carriage with shields for crew. It has a range of at least 200 yds. The effect is usually the tank knocked out, at least one man killed and several wounded. Crews dismounting are then sniped and sometimes taken prisoner by the sniper det which accompanies the weapon. It is used in quantities by Para Divs. When spotted it can easily be destroyed, but not until it has scored a kill.

A suggested method of dealing with these is to fire the crops, weather permitting, with 75mm or 105mm and by smoke from 77 grenades. A flamethrowing tank would be highly effective in searching BAZOOKA suspected localities.

2. Tanks cannot effectively cover one another where the roads and lanes are sunk as is so often the case and here the answer must be that the infantry are led. Once again the lack of a Motor Battalion was greatly felt by this Brigade as ordinary infantry are not trained in this type of co-operation with tanks which is not a set piece attack; and their rate of advance is slow. It is strongly felt that casualties would have been less and even more damage inflicted on the enemy had the Brigade been allowed to retain its Motor Battalion.

3. VILLAGES

Tanks should not be sent into villages without infantry leading. Tanks are then easy money for the BAZOOKAS especially in hill villages where roads are overlooked by high banks and houses.

4. ANTI-TANK GUNS

88mm, 75mm and 50mm guns have not proved as great a danger as anticipated, owing to the high standard of gunnery in the Brigade. The total number of all tanks knocked out by enemy action was 25, and the total number of guns destroyed by the armoured regiments and artillery was 47. Once the gun is fired and the flash has been observed it can be dealt with quickly. The policy of fire and movement is essential, whenever the ground permits. Tank commanders, and FOOs, must often, in close country, dismount, crawl, and make reconnaissance on foot.

5. MORTARS

Mortars are a danger to Sherman diesel tanks and if the bomb hits the back it will set it on fire. Avoid sitting tanks under trees when under mortar fire as the bomb hitting the branches produces an air burst, the tank burns and the commander is killed. 75mm and field artillery cannot normally knock out mortars which are usually sited in ravines or on sharp reverse slopes, which a flat trajectory weapon cannot reach. Infantry must assist here by engaging mortar positions with their own 3" and 4.2" mortars. What the tank can do is to knock out the mortar OP as it can enemy artillery OPs.

AUSTRALIAN WAR MEMORIAL AWM2020.71.90

6. ENEMY OP AND ANTI-TANK GUN POSITIONS

It pays a big dividend to engage all likely OPs and anti-tank gun positions even if nothing has been seen. Haystacks are always suspect, and prominent houses and towers should be shot up. One round of AP into the building followed by a round of HE has disposed of many a hostile OP. HE and AP fired at haystacks has knocked out concealed anti-tank guns.

7. In close country tanks will often have to advance by a different axis from the infantry and support by fire from a distance. This necessitates a high standard of co-operation between tanks and infantry. Again the lack of a Motor Battalion was severely felt.

8. RESERVES

A bigger reserve of tanks than the normal should be kept in hand by all units and sub-units, as much as 50% being held back. In addition to battle casualties so many tanks are lost by bogging and ditching that this increase in reserve is essential.

9. MOVEMENT TO FIRE POSITIONS

Troops of tanks are normally not able to move direct across country from one fire position to the next but must return to the road or track and not attempt to struggle direct across precipitous country. The longer route will often save much time.

10. THE SQUADRON BATTLE

Actions in ITALY have so far been the squadron leader's battle. He must keep the closest possible control and this is only possible if wireless discipline and training is first class.

11. TROOP LEADERS

This type of fighting calls for the highest degree of training and leadership by the Troop Leaders. Great attention should be paid to the supply of really trained reinforcements officers. The standard cannot be too high.

12. FUEL ECONOMY

Whenever possible tanks should be moved by block timings laid down by a formation sufficiently high as to ensure that the roads are really clear. The difference in fuel consumption on diesel Shermans on a clear run and in congested traffic varies between .9 and 3 gallons per mile.

13. ENEMY OPPOSITION

As always troops of the Para Div fight to the last man and last round with no regard for the Red Cross. One ambulance veh was attacked with grenades in CITTA DELLA PIEVE and another ambulance driver sniped and killed. With troops of other formations it has been found that once penetration has been made by tanks they are glad to break off the fight and even surrender.

(Extracted from LHQ 'G' Branch
Armd Corps AFV Notes No 28)

AUSTRALIAN WAR MEMORIAL AWM2020.71.90

APPENDIX "C"

WHO KILLED TIGER????

As a fairly large number of Tiger tanks were reported to have been knocked out in the breakout from the Anzio bridgehead and the advance on Rome we thought it might be educational to try to find out what weapon or what tactics had been responsible, so that the dose might be repeated on other occasions.

Hearing that there was somewhat of a concentration of bodies in a certain area we made a reconnaissance on the 5th August in an area between Velletri and Cori some 30 miles SE of Rome.

In all during this reconnaissance 12 Tigers were found either on the road, by the roadside or within easy reach of the road.

The following is what we found:-

No 1. On the Via Tuscolana. Pulled up at the side of the road near a bridge diversion. No sign of battle damage but both tracks were torn off and each had been cut with a gas torch. Blown up and burnt out so the cause of the casualty could not be determined.

No 2. On the village green of Guilianello. No sign of battle damage other than a penetration of the hull back plate by Bazooka. This is thought to have been done by following troops after the tank had been abandoned, because the engine cooling fan had been penetrated by the shot but was obviously not revolving at the time and, furthermore, several unused rounds of US Bazooka ammunition were found lying near the machine. This tank had not been demolished by the crew and there was no indication of the cause of stoppage.

No 3. By the side of the road one mile from Guilanello. Signs of two HE strikes on the turret and one on the cupola. A further HE had struck the upper side plate about track level and may have broken the track which was off on this side.
On the opposite side the three rear bogie spindles were bent upwards and the bogies were riding the track guides. A tow-rope was found in place and the tank had been demolished. If the righthand track had in fact been cut by HE it is possible that a recovery crew had been caught while extricating the tank which had become a cas due to the suspension trouble on the other side.

No 4. Halway down a steep bank on the Giulianello - Cori road. No sign of any battle damage or suspension trouble. Tank had been demolished. In this case it is possible that the machine had either become ditched down the bank or had some internal mechanical trouble which could not be rectified. An interesting point is that this tank had rubber bogie wheels on one side and steel on the other.

No 5. Found in a small copse about 100 yards off the road. No sign of battle damage but tank appeared to have become ditched in a sunken lane where it had been trying to turn. Broken tow-ropes found in place. No important suspension defects so that the casualty must have been due to internal mechanical trouble possibly caused by trying to extricate itself from the lane. Blown up.

AUSTRALIAN WAR MEMORIAL AWM2020.71.90

No 6. Found off the road down a bank where it may have been pushed to clear the road. Deep AP scoops on front of mantlet and side of turret. Penetration by unknown weapon through 3rd bogie wheel from rear on left hand side. Tracks off, blown up and burnt out.
Not enough evidence to deduce the cause of the casualty except that it was certainly NOT due to the AP strikes which were probably sustained in an earlier engagement.

No 7. Off the road at the edge of an olive grove. Definite evidence of track trouble. Several track guide lugs broken. RH sprocket ring bracked in one place and LH ring in two places. Attempts to tow had been made. Demolished. Possibly on tow because of mechanical trouble and abandoned when tracks rode the sprockets and damaged them.

No 8. On the level in an olive grove. There were signs of the area having been used by a workshops detachment. No apparent battle damage other than penetrations of bogie wheels by HE splinters. Casualty probably due to internal mechanical trouble. One demolition charge had been blown.

No 9. Found up against a house in Cori where it would appear to have been left by a recovery team. Two HE scoops on front plate. Tracks off and obvious signs of suspension trouble. RH front bogie bent and out of line. Tracks found near These showed fractures of several links. Demolished.

No 10 Off the road in Cori within 10 yards of No 9 above. One bogie wheel missingand others damaged. Sprockets cracked in 3 places. Tracks off and lying nearby showed evidence of trouble - cracked links and broken guide lugs. Demolished.

No 11 On the bridge at Cori. Within 50 yards of Nos 9 and 10. Tank had fallen through damaged arch of bridge. Both tracks off and laid out on the road behind. No battle damage to be seen. Demolished. The presence of these three tanks so close together suggests that Cori may have been a recovery point for tanks with mechanical trouble which were blown up when it was found impossible to repair them.

No 12 Found on the road from Guilianello to Valmontome in a field by a stream some 300 yards off the road. No battle damage but two bogie wheels on one side were bent and out of line. Tracks still on. There was evidence in the shrubs nearby that the crew or a recovery section had camped by the tank and had been attempting some repairs which could not be completed in time so the tank had to be left and demolished.

Notes:

Since the above examination was made some information has been received from PW which suggests that these 12 tanks were the remnants of 3 Sqn 506 Hy Tk Bn, which was given the job of resisting the Allied break-out from Anzio with 16 tanks.

Some were lost in the engagement while other suffered gearbox trouble and had to be towed out of action. The squadron was ordered to retreat on Cori and during this retreat so much trouble was experienced with the gearboxes and suspension of towing tanks that attempts at extrication beyond Cori had to be abandoned.

AUSTRALIAN WAR MEMORIAL AWM2020.71.90

Conclusion

Tiger is not yet sufficiently developed to be considered a reliable for long marches.

He suffers from frequent suspension defects and probably, also gearbox trouble.

When pushed, as in a retreat, these troubles are too frequent and serious for the German maintenance and recovery organisation to deal with.

Tiger Killed Himself!

(Extracted from LHQ 'G' Branch Armd Corps AFV Notes No 28)

AUSTRALIAN WAR MEMORIAL AWM2020.71.90

APPENDIX "D"

WHAT PRICE LEADERSHIP?

What is the cost of poor leadership?

Three of our division took part in a recent campaign. Battle conditions, such as degree of enemy opposition, climate, and terrain, were approximately the same for all three divisions. Excessively high casualty rates in one of the divisions resulted in a special report by the Surgeon of the Corps, who ascribes the high casualty rate for this division to poor or inadequate leadership.

For the purposes of this study, the three divisions will be designated A, B and C. A and B were in combat for about three months, C for about 2 months. In order to permit proper comparison of the casualty figures, the "EXtent of Participation" of each division in the campaign has been included in the table below; this percentage was determined by taking the product of the average strength of each division times its length of time in combat and dividing by the total for all three divisions. Casualty rates are also based on totals for infantry divisions only and do not include attached tps.

Comparison of Casualty Rates

DIVISION	A	B	C
Extent of participation in the campaign	40.2%	33.4%	26.4%
Percentage of total "War Neurosis" cases	84.8%	8.7%	6.5%
Percentage of total wounded in action	63.1%	22.2%	14.7%
Percentage of total killed in action	62.7%	21.1%	16.2%

The category "War Neurosis" includes the total number of individuals admitted to medical installations with this type of diagnosis. In some cases, estimated to be as high as 50% of the total the diagnosis should have been 'combat fatigue'. Some were unquestionably mental disorders of a psycho-neurotic or neurotic type, and there was probably a certain number of malcontents and shirkers. Whatever the clinical diagnosis, the fact remains that these men were non-effectives and had to be evacuated.

Note the marked differences in the numbers of casualties from mental disorders suffered by the three divisions. Division A had almost 10 times the number of casualties from this cause as Div B, which was in combat for approximately the same period. Div A was in its initial campaign; Div B had been subjected to enemy attack previously: Division C had been through a hard campaign and had been in the theatre nearly a year. Yet neither B or C had been affected in this way during its first combat experience.

Also note that Division A's losses in killed and wounded were almost three times as great as those of Div B and almost four times as great as those of Div C. Variations in extent of participation and in amount of opposition enountered were not sufficient to account for these wide differences in casualties.

AUSTRALIAN WAR MEMORIAL AWM2020.71.90

It was apparent that there was need for investigation and corrective action. The report of the Corps Surgeon indicated that poor or inadequate leadership was the basic causative factor for the high casualty rate in Division A. Corrective action consisted of replacing officers and non-commissioned officers in Division A with competent leaders from Divisions B and C. The result was a prompt reduction in the rate of incidence of mental disturbances.

The following exceppts from the report of the Corps Surgeon are quoted because of their direct bearing on the subject of leadership.

Orientation

"A soldier needs to know that is going on, what is expected of him, what he may expect to encounter; he must have a definite objective or goal. Without proper orientation, he is more prone to absorb wild rumours, loose talk, and misinformation, resulting in constant mental stress and strain. This gives a perfect set-up for a mental break, needing only a precipitating causative factor to furnish the spark."

Physical Fitness

"It is quite likely that a lack of proper physical fitness contributed to the high incidence of "War Neurosis" by making some individuals more susceptible to the precipitating causes. However, it is interesting to note that those individuals with borderline physical defects, consisting principally of eye, teeth, joint, weight and feet defects, did not break, but did some of the best fighting. It seems that these individuals realized that they had a physical defect which handicapped them to a certain extent, and they had an additionaly incentive to make good -- demonstrating that achievement or success is often gained by overcoming a physical handicap, if there is incentive and a "will to win".

Discipline

"Well disciplined troops are not so prone to be berserk, to become 'infected' with mass-hysteria or to be at a loss as to what to do when under the stress of battle as those who are lax or less thoroughly trained".

Extroverts Make Poor Leaders

A point brought out by the report was the poor combat efficiency of non-commissioned officers and small unit leaders of the extrovert type. "Many extroverts are such because of a defensive mechanism which serves to cover up an inferiority complex or an emotional instability. The principal lesson to be learned from this is that in the selection of non-commissioned officers, more attention should be paid to picking individuals who are not only 'fair' weather' leaders, but who also can be depended on to demonstrate the qualities of leadership under stress and strain.

Effect of Poor Leadership on Casualty Rates

"A study of evacuation lists, showing the name, grade, unit and diagnosis of 1000 individuals evacuated to the rear from "War Neurosis", showed that the largest number was from units where officers and non-commissioned officers had 'broken'. For example, in one infantry company of average composition and having similar combat exposure to other like units, a second lieutenant, five sergeants, and four corporals were evacuated for "war neurosis", taking with them a total of 36 privates and privates first class a total of 46 for the entire company.

AUSTRALIAN WAR MEMORIAL AWM2020.71.90

Another company of the same battalion, under similar conditions, evacuated 11 men for "War Neurosis" of whom two were corporals.

One medical detachment lost one medical officer, two sergeants, three corporals, plus seven privates. This may be compared with the medical detachment of an adjacent regiment where only four privates were evacuated for "War Neurosis", there being no officers or non-commissioned officers of this unit so affected.

"The consensus was that many unit leaders were not aware of their responsibilities as leaders, had failed to gain the confidence of the men under them, or had failed to knit together a smoothly organized unit capable of operating as such."

A separate report by another medical officer in the same campaign states :

If the leader of the platoon goes haywire, a very large percentage, and sometimes almost the entire platoon accompanies him. There are a lot of angles to this matter of war neurosis. I saw one whole platoon of an infantry company go out because the platoon sergeant went "wacky". It is very important to select strong leaders, men with strong minds, especially during training periods in the States. It cannot be over-emphasised that the non-commissioned officer is a key man of vital importance, because if he fails, the unit he is in charge of goes down with him. In other words, the difference between a good and a bad non-com is the difference between success and failure. Life is difficult in combat even under sound leadership and it is easy to comprehend the reaction of the men when their leader fails. Mentally they throw in the sponge because they feel their cause is lost."

(Extracted from LHQ "G" Armd Corps AFV Notes No 28)

AUSTRALIAN WAR MEMORIAL AWM2020.71.90

COPY No 50

WD.

BRITISH SECRET
US SECRET

App 29.



4 AUST ARMD BDE A.I.F.

INTELLIGENCE REVIEW

No 51

① Recipients of this document are responsible for the security of the information contained therein.

② Operational information is extracted from ~~AMF~~ Advance Command Weekly Intelligence Review No 18

③ Items contained in this Review may be reproduced for the instruction of all units, but the source must be quoted as 4 Aust Armd Bde Intelligence Review No 51

AUSTRALIAN WAR MEMORIAL AWM2020.71.90

4 AUST ARMD BDE AIF

INTELLIGENCE REVIEW

NUMBER 51

Compiled from information received from 1200 hourse 5 Jan 45 to 1200 hourse 19 Jan 45

TABLE OF CONTENTS

		Page
	PART ONE	
	Summary of Significant Events	1
	PART TWO	
Section 1	Summary of Operations	1
Section 2	Strengths and Dispositions of Enemy Forces	4
Section 3	Enemy Organisation	-
Section 4	Enemy Equipment	5
Section 5	Tactics	8
Section 6	Extracts from Captured Documents	-
Section 7	General	15
	PART THREE	
	Other Fronts	-
	PART FOUR	
	Topographical	-
	PART FIVE	
	Security	-

SUMMARY OF SIGNIFICANT EVENTS

The raid made on FORMOSA on 11/12 Jan 45, the first of the war by SWPA aircraft, occasions the introduction of enemy aircraft on FORMOSA into estimates of enemy air strength. The estimated strength of 1265 aircraft shown in this Review includes 343 aircraft in the FORMOSA-RYUKU area and takes into account the heavy losses (331 aircraft) incurred by the enemy over FORMOSA on 3/4 Jan. It is clear that the enemy continues to be able to replace his aircraft losses. Routine wastage he estimates at 20% of strength per month: battle wastage at 50% of his aircraft strength per month.

Meanwhile Allied aircraft have struck at the coast of SE ASIA and have inflicted considerable damage on shipping off FRENCH INDO-CHINA. Carrier-based attacks on four convoy on 12 Jan were responsible for sinking or damaging at least 38 vessels. Most of this shipping was probably in transit to the PHILIPPINES.

The Japanese employment of suicide attacks against Allied shipping has become increasingly effective and single aircraft now constitute a much greater threat to shipping than hitherto. In attacks on the Allied convoys proceeding to LINGAYEN GULF the enemy were successful in sinking one and damaging 17 Allied warships (including HMAS "AUSTRALIA") on one day (6 Jan) alone, by the use of these tactics.

Development of the Allied beachhead at LINGAYEN GULF has been swift and enemy resistance to date surprisingly light. However, four weeks before the Allied landing on LEYTE, the enemy command appreciated the main Allied threat to the PHILIPPINES would eventually come through LINGAYEN GULF, no matter what preliminary operations were undertaken. It is therefore certain that the lack of initial resistance to the Allied landing is part of the overall enemy plan to bar the approaches to MANILA.

PART II Section 1

SUMMARY OF OPERATIONS

(i) LAND

PHILLIPINES

LUZON -

Good progress has been made on LUZON. Considerable opposition has been met on the left flank. On 13 Jan the enemy withdrew from DAMORTIS leaving 6 artillery. On 14/15 Jan, some units reached BINALONAN and URDANETA, but heavy resistance was encountered at AMLANG and PINMILAPIL. In the centre, patrols reached the AGNO RIVER in the vicinity of BAYAMBANG on 13 Jan. On the right flank, Allied forces occupied BAYAMBANG on 13 Jan and patrols advanced SSW without contact. The same day SUAL, on the coast NW of the AGNO RIVER mouth, was occupied and patrols moved west and north towards ALAMINOS and SAN PEDRO MARTIN. ALAMINOS was reached without contact on 15 Jan.

The left flank landing beach has been subjected to heavy artillery and morter fire.

AUSTRALIAN WAR MEMORIAL AWM2020.71.90

LEYTE -

Mopping up of isolated enemy pockets has continued. Several large parties have been seen in the VALENCIA area moving west. On 12 Jan it was estimated that there were 300 Japanese at CATAYON and 2/300 at MAHILAO. On 14 Jan approximately 500 offered stubborn resistance in the hills east of ABIJAO, 6 miles south of SILAD BAY. Enemy casualties to 14 Jan totalled 66,450 killed and 542 captured.

NEW GUINEA -

AITAPE -

Steady progress has been made in the DEMPSEY RIVER sector. A firm line has been established from DUGRETO BAY south to the river. ARAU on the coast was entered on 12 Jan. In a creek bed a patrol killed four Japanese and found the uniforms of a Lieutenant General and a full Colonel. It is considered possible that it was Lt. Gen MANO, Goro, Commander 41 Division.

In the YAMBES area, ENUL and ALBANUM were reported clear of enemy on 12 Jan. As a result of an air strike on 15 Jan, it is estimated 80 to 100 Japs withdrew from JAMHILSA.

BOUGAINVILLE -

Patrol activity has continued and many small actions have been reported in the TAVERA and JABA RIVER areas and in the vicinity of PLATERAIA. Our forces sustained some casualties from shelling by a 75mm gun in the TAVERA RIVER area on 12 Jan.

(ii) SEA

Shipping concentrations have been observed at TAKAO-TOSHIEN (in FORMOSA), FOOCHOW and SINGAPORE.

Photographs show 250,000 tons of shipping in the TAKAO - TOSHIEN area on 9 Jan. On 14 Jan 10 escorts, 1 large transport, 18 medium freighters and 19 luggers were photographed in these harbours.

Two battleships, one destroyer and two merchant vessels were anchored 60 miles south of FOOCHOW on 7 Jan and on 11 Jan a concentration of warships including one battleship and two carriers departed from AMOY moving south. Four large convoys along the INDO CHINA coast were attacked by CENPAC carrier aircraft on 12 Jan. 25 ships including one light cruiser and several destroyers were sunk and 13 other vessels seriously damaged.

On 11 Jan 4 destroyers, 3 escorts, 3 large tankers, 6 large, 3 medium and 3 small freighters were anchored off CAPE ST JACQUES.

At SINGAPORE 38 vessels, including one heavy cruiser, were anchored in JOHORE STRAITS on 8 Jan.

On 10 Jan 30/40 small stack-aft freighters were sighted 15 miles North of VIGAN.

On 7 Jan, our naval units sank a destroyer near VIGAN and on night 7/8 Jan a probable destroyer in LINGAYEN GULF. It was subjected to prolonged attack by suicide aircraft during the action. A highly successful bombardment of ROSARIO was carried out on 12 Jan.

An attack by British carrier aircraft on 4 Jan caused considerable damage to oil refineries near MEDAN, SUMATRA.

On 6 Jan an enemy convoy of 7/10 warships (probably including a carrier) was reported 100 miles west of NAGASAKI on a NW course.

On 9 Jan two carriers were sighted at TOKYO.

(iii) AIR:

A great proportion of the Allied air strength in SWPA was thrown against LUZON by daily attacks on enemy airfields, installations, troops concentrations and L of C areas in an effort to prevent any large scale enemy interference, from ground or air, to Allied troops on the island.

As a counter against our low level attacks it was reported on 9 Jan that CLARK FIELD was believed mined, as large explosions resulted when our low flying aircraft passed over the area.

Carrier-based aircraft on 8 Jan dropped 45 tons of bombs and launched 500 rockets against enemy shipping, bridges and railways in LINGAYEN GULF area prior to the Allied landing.

Known enemy losses on LUZON for the period under review included the destruction of or damage to 40 locomotives and rail cars, 110 rail wagons, over 700 MT. In addition over 150 enemy aircraft were destroyed on the ground or in the air. Allied aircraft destroyed 20 small vessels and 38 barges off the west coast of LUZON near VIGAN.

Elsewhere in the PHILIPPINES our heavy and medium bombers continued their neutralization of enemy airfields and supply areas, with frequent attacks on NEGROS and MINDANAO.

On 11/12 Jan aircraft of 5th US Air Force were seen over FORMOSA for the first time, when they attacked HEITO airfield and started many fires.

Some fires were started and ground installations damaged on two occasions when KENDARI airfield in the CELEBES was bombed and strafed by our Mitchell aircraft operating from minimum altitude.

Strong forces of KITTYHAWKS and SPITFIRES bombed and strafed enemy airfields, supply and personnel areas and installations in the HALMAHERAS. Kittyhawks in force also effectively attacked LILING airfield on AMBOINA ISLAND.

Elsewhere in SWPA our aircraft continued their attacks on enemy positions with several strikes by Beauforts in the WEWAK area, and Corsairs provided successful close support for our ground troops on BOUGAINVILLE.

AUSTRALIAN WAR MEMORIAL AWM2020.71.90

STRENGTHS AND DISPOSITIONS OF ENEMY FORCES

(a) LAND -

LUZON

Documents identify a new formation, 26 Indep Mixed Regt (with a strength of 2,500) deployed, together with 58 IMB, in the vicinity of ROSARIO. A PW has stated that 58 IMB was assigned the role of defence of the coast between DAMORTIS and SAN JACINTO (4 miles SSE of SAN FABIAN) in Dec 44.

Repeated PW statements agree that 10 Division was to move via FORMOSA to reinforce LEYTE. As this formation was unable to reach LEYTE, it is likely that it was brought into LUZON, instead.

Two regiments of 23 Division have been reported in the UMINGAN area and the whole formation is tentatively carried in CENTRAL LUZON.

There is a suggestion that 81 Brigade of 105 Division is moving from the BICOL PENINSULA to the CENTRAL PLAIN.

(b) AIR -

The estimated enemy land based air strength in the SWPA - FORMOSA - RYUKU at 4 Jan 45 is as follows:

Area	4 Jan	28 Dec	20 Dec
NEW BRITAIN) NEW IRELAND) SOLOMONS)	22	20	
*PHILIPPINES			
MINDANAO	75	69	86
VISAYAS	47	55	113
LUZON	532	333	241
	654	457	440
AMBON-CERAM-BOEROE	9	9	19
CELEBES	75	81	82
JAVA-BALI-LOMBOK	43	43	49
BORNEO	119	112	118
FORMOSA-RYUKU	343		
TOTALS	1265	722	708

* Estimates do no include combat types assigned to operational training units.

AUSTRALIAN WAR MEMORIAL AWM2020.71.90

EQUIPMENT - JAPANESE

(a) JAPANESE CERAMIC GRENADE

1 Aust Corps Intelligence Summary No 12 reported the use by the Japanese of a ceramic mine. A new Japanese ceramic hand grenade has now been recovered at ORMOC on LEYTE. From the translation of an accompanying document it is learned that the Japanese have given it the temporary name of Type 4 (1944) hand grenade; however, for purposes of identification, US troops call it a "Baseball" grenade.

This hand grenade is sperical in shape, slightly larger than a regulation baseball. Its shperical shape is interrupted by a short neck which houses the fuse. Covering the grenade body, which is either glazed pottery or white porcelain, is a close fitting thin rubber cover provided for safe handling. A separate nipple shaped rubber cover serves as a waterproof protection for the fuze and a retainer for a small circular wooden plate which has an abrasive match box striking composition on one side.

The fuze construction dates back to the first principles of grenade manufacture. It is composed of a detonating cap, slow burning powder train and has a match head igniter at the top. The entire fuze unit is fitted in a rubber casing cemented in the neck opening. The match head igniter protrudes slightly above the top of the neck.

To use this grenade, first remove the rubber nipple and the abr sive striking block. Light the fuze by scratching the abrasive plate across the match head surface. Toss the grenade at the objective as soon as it has ignited.

The grenade will explode approxim tely 5 seconds after match head has been ignited. Effective bursting radius is small. The captured document reveals it as being 4 metres. There being no metal in the grenade, resultant fragmentation of the ceramic body has little effect. The burst has a sharp report and a cloud of white smoke marks the location of the explosion.

(6 US Army G2 Weekly Report No 70)

(b) JAPANESE MODEL 90 (1950) 75mm GUN -

This model 90 75mm gun is one of the more modern field pieces in the Japanese Army. It is not believed to have been encountered previously by our forces but its existence has been known. Recent engagements in the ORMOC area have resulted in the capture of several of these guns.

Although a 1950 Model, one of the guns inspected was numbered 313 and had been manufactured in 1942, which indicates its satisfactory design as a modern weapon.

The gun is equipped with either pneumatic tires for motorized towing or large steel rimmed wheels for horse draft. Those encountered on LEYTE had pneumatic tires and are believed to have been towed by tanks serving as prime movers.

This 75mm gun is recognizable by its long barrel, slotted muzzle brake and split trail. It is further characterized by a horizontal sliding breech block, and a hydropneumatic recoil system. An unusual feature is the muzzle brake, which so far has not been found on any other Japanese artillery weapon.

AUSTRALIAN WAR MEMORIAL AWM2020.71.90

Additional characteristics and capabilities are :-

Maximum range	15,000 metres (16,250 yds)
Maximum elevation	43°
Maximum depression	8°
Traverse (total)	43°
Weight in firing position	3,300 lbs
Sight	Panoramic
Muzzle velocity	2,230 ft per sec
Maximum rate of fire	10 to 12 rounds per min

It fires HE, AP, shrapnel, incendiary, smoke and star shells ammunition. Using AP ammunition this gun is a formidable tank attack weapon, and its use as such can be expected.

(6 US Army G2 Weekly Report No 70)

GERMAN

(a) GERMAN HOLLOW-CHARGE AT GRENADE

Information on the new German hollow charge antitank grenade (Faustpatrone 2) has been obtained from German sources and a report of an examination of the grenade. It would appear that there are two types, the large 5kg (11 lb) and the small 2.5kg (5.5 lb). The following description and accompanying sketch pertain only to the large 11 pound type.

Description

The Faustpatrone consists of a large hollow charge HE grenade and a projecting tube.

(i) Grenade

This consists of a large head and a cylindrical body terminating in a tail to which are attached four spring steel stabilizing fins. The body contains a base fuse and booster.

(ii) Projector

This is a simplemetal tube in which is located a propellant charge contained in a waxed cardboard container held in position by a set screw. On the opposite side to the set screw is an igniter situated below a flash hole. On top of the tube is a simple firing mechanism with release button, firing pin and spring and safety catch. There is also a folding sight.

Action

The grenade is armed by unscrewing the tail and inserting the booster and fuze, open ends facing each other. The tail is then replaced. The fins are wrapped around the tail and the grenade inserted into the tube. The pressure of the fins against the inside of the tube serves to ret in the grenade in position.

The firing mechanism is cocked by pushing a lock forward until the release button emerges. The lock then slides back to its original position. The weapon is now cocked and at 'safe'.

To make ready for firing the lock is rotated 90° to the left

The tube is held under the right arm, the left hand supporting the forward part.

AUSTRALIAN WAR MEMORIAL AWM2020.71.90



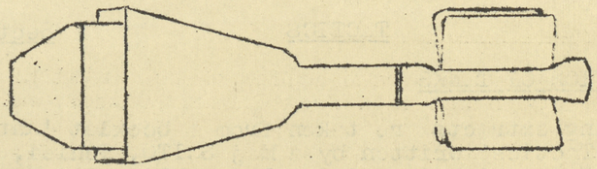

Aiming is accomplished by aligning the sight, placed vertical to the tube. The sight is adjustable for a range of 33 yards.

To fire, depress the release button, thus allowing the striker to go forward. The tube cannot be used a second time.

Characteristics

Length of tube	31.5 ins
Length of tube and grenade	41 in
Length of grenade	19.5 in
Calibre of tube	1.75 in
Thickness of tube	.06 in
Weight of tube and grenade	11 lb
Weight of grenade	6.62 lb
Weight of bursting charge	3.4 lb
Weight of propellant	9 oz
Effective range	33 yds
M V	145 fps
Penetration of armour (claimed in German source)	7.87 in

Safety Precautions

(i) Set Faustpatrone to 'Fire' only when using. The Faustpatrone can be set to safe again if it has not been fired.

(ii) To set from 'Fire' to 'Safe' turn bolt to vertical, then push fully forward and hold. Press release button and allow it to slide back slowly so that firing spring is allowed to expand. Snap sight on to tube and replace split pin.

AUSTRALIAN WAR MEMORIAL AWM2020.71.90

(iii) On discharge, a sheet of flame up to 6 feet long comes from the rear end of the tube. Great care must be taken that the flame and bits of wadding do not hit either the firer or anyone standing behind him. The danger zone extends up to 30 feet. There must be a clear space (i.e. no earth, stones or wall) for the flame at least 6 feet behind the tube.

(iv) If propellant charge fails do not attempt to fiddle around with the weapon. It must be laid aside carefully and exploded. Delayed explosions may still occur. Should the hollow charge detonator, fail to explode, the grenade must on no account be touched but must be exploded by placing an explosive charge against it.

(v) During practice firing with live ammunition an area 800 yards round firer and target must be closed off. Firer must wear steel helmet.

TACTICS Section 5

JAPANESE UTILIZATION OF TANKS

The following extracts are taken from a booklet 'Anti-tank Warfare and Tank Tactics' written by a Maj SAITO, Ichiei, and translated by ATIS and distributed in ATIS publication No 267 of 4 Jan 45.

"INTRODUCTION

Modern war is scientific war. The most important weapon of the mechanized unit, which plays the leading role in this scientific warfare, is the tank.

During World War I, along with the development of armament and strengthening of fortifications, every nation realized that damage caused by fire power would be decreased by increasing armour, and that the mobility of an army could be increased by using mechanized equipment. This development made greater progress with the British Army's sudden introduction of tanks.

From that day on, every nation has made progress in developing mechanized equipment, mechanized tactics, and counter weapons. At the present time, any army with inferior equipment is considered as defeated before the battle. Especially, after observing the results of NOMONHAN(*) and incidents in CHINA, and also the battles of World War II, it is no exaggeration to say that the quality of the mechanized division decides the outcome of any battle.

Needless to say, the deciding factors of any battle are quantity and quality. Equipment is the material form of quality, and the army having inferior equipment will suffer greatly and will not attain its goal even if it has superior morale and training.

(*) NOMONHAN Incident (Aug-Sep 39) was a full-scale engagement between Russian and Japanese forces on the RUSSIAN-MANCHURIAN border. Japanese forces (one battalion) penetrated Russian lines with a few and inferior tanks. Russian forces executed a double envelopment (the original Japanese intention) and wiped out the battalion almost to a man. This incident caused a shake-up in the Japanese Army and a reversal of policy re mechanized warfare. Magnitude of the loss of troops and the repercussions it would have at home have caused the Japanese Army to clothe this incident in secrecy.

AUSTRALIAN WAR MEMORIAL AWM2020.71.90

It is a great disappointment to realize the inferiority of our mechanized units when compared with the various countries of Europe, but it is heartening to note that a Mechanised Army HQ has been newly established and is concentrating on expansion and working on experiments.

As quoted in Operation Field Service Regulations, General Principles No 2, 'A well trained army, with a firm belief in victory, well disciplined and eager for battle, will be able to overcome material superiority and attain a swift victory'. We must use whatever equipment we have at present to defeat the enemy, and we will attain victory by thorough training, regardless of the existence of enemy tanks, and the number of these, while neither fearing or underrating them. "

Then follows a general outline of the methods of utilization of tanks -

Principles for utilizing tanks

The general situation, especially the terrain and artillery fire of both sides, must be considered when utilizing tanks. It is also important to determine the place and time for using tanks. When attacking, the tanks will destroy or neutralize the enemy weapons which are inflicting the most casualties on our infantry, especially the MG's and flank defences. They will also pave the way for an inf attack by opening breaches through all obstacles.

Use of tanks by the division commander

The division commander will concentrate attached tanks in the necessary sectors and see that they co-operate closely with the inf. At the best opportunity he will open a surprise attack and swiftly and completely overcome the enemy. Therefore, he will attack the tks to the infantry and, according to the situation, have part or all of the units under his direct control. In order to have the greatest striking power with the tanks, the assistance of airplanes, engineers artillery and infantry is needed to lay smoke screens, for air sp, to build roads, and to neutralize the enemy antitank fire. The tks will close in on the enemy without disclosing their movements and attain a swift victory by attacking simultaneously.

In addition to the abovementioned actions, the division comd will assemble all the armoured vehicles that are attached to the div. They will join in the fighting at vital points.

Essential points for utilizing tanks

The major strength should be concentrated in the important sectors in order to utilize the greatest striking power of the tks. To attain a swift victory, close in on the enemy without disclosing the movement and attack simultaneously.

Starting position

The tanks will usually take up position at the line of departure and complete their preparations before going into battle. The line of departure must be selected as close as possible to the enemy positions and well concealed from the enemy. However, if the tanks are urgently needed in battle, they will advance by degrees without taking up position at the line of departure.

Use of reserve tanks

The reserve tanks are used to relieve tks attached to the front units or to increase their strength. At times, they will be attached to res units and used to consolidate our success. Under the conditions, reserve units will immediately communicate with the tks, explain their situation, reconnoitre the line of advance, and generall prepare so that they can enter battle at any time.

AUSTRALIAN WAR MEMORIAL AWM2020.71.90

ENEMY METHODS OF EMPLOYING TANKS AND IMPORTANCE OF CLOSE COMBAT TRAINING

When penetrating the enemy position, the difficulties encountered by the attacking troops are the enemy fire cutting them off from their reserve and the counterattack within the position by tanks.

Materials used in Close Combat against Tanks and Importance of Close Combat training with Explosives

The material mainly used in close combat against tanks are AP mines, anti-tank mines, frangible incendiary grenades and explosives. The AP mines are effective against tanks with armour 25mm thick. Against tanks of 60mm armour, they are ineffective. The frangible incendiary grenades and anti-tank mines are used only to assist other methods of attacking hostile tanks, and they alone cannot completely incapacitate the tanks. Therefore, under the present situation, the only method which can destroy a tank is by using bundled explosives.

Amount of Explosives Required for Destruction of Enemy Tanks and Methods of Destruction

At least 6 kg of yellow powder is required to destroy the upper portion of tanks and about 10 kg to destroy the sides.

Against a moving tank, explosives are fastened on both ends of a rops and thrown at the tank. The weight of the explosive at one end is approximately 3 kg.

Summary of Raids on Tanks

The raiding party is divided into one covering squad and several destruction squads.

The duties of the covering squad are to guard and protect the operation and to cover the destruction squads after the raid has been made. A destruction squad is divided into several teams, usually of two men each. Each team is assigned the destruction of one tank.

In order to attack hostile tanks in action, remote control mines must be installed on the route of advance. As soon as the mines are ignited and in the following period of confusion, the tanks are attacked by the destruction squad which is waiting nearby.

Essentials of Anti-Tank action during Daylight

A close quarter combat unit used against tanks is composed mainly of infantry and engineer troops. It is divided into several land mine squads (firing squads) and destruction squads, one reserve squad and, if necessary, a covering squad. According to the situation this anti-tank close quarter combat unit is divided into several attack squads and reserve squads. Each attack squad is divided into one land mine and one destruction team.

The land mine squad plants the mines along the possible approach of enemy tanks and attacks the hostile covering infantry. It separates the latter from the tanks or creates opportunities for the destruction squads gy rendering a blow to the tanks. The squad consists of 10 men with an NCO as its leader. One among them is the igniter.

AUSTRALIAN WAR MEMORIAL AWM2020.71.90

The firing squad creates opportunities for the destruction squad by surprising the enemy with its fire. It is equipped with two or three light machine guns.

The destruction squad destroys enemy tanks by using AP mines, tank mines and explosives. It is composed of several men with a NCO as its leader.

The reserve squad acts as the reserve of the land mine squad and the destruction squad and p erforms, whenever necessary, their duties.

The covering squad protects the action of the land mine, and destruction squads. When a covering squad is not formed, the first line anti-tank close quarter combat unit will perform its duties.

(Extracted from LHQ 'G" Armd Corps AFV Notes No 28)

ANTI TANK DITCHES - JAPANESE

Particulars of Japanese antitank ditches in the SATELBURG area are as follows:

(i) Generally

Siting was poor as enemy failed to use natural obstacles occasioned by difficult terrain.

Ditches were of text book design and no provision was made to prevent by-passing at flanks by using mine-fields.

Covering fire was mainly by small arms, although in one instance a 37mm gun was used.

The two main types encountered are detailed below.

Type "A" (see sketch 1)

Siting - this was across straight stretch of track, cut in siding with uphil bank approx 4' high, and steep side slope downhill. Ditch was covered by 37mm gun some 60 yds to rear.

Method of attack - Gun crew knocked out first tank which them by-passed ditch. This was subsequently filled in and corduroyed.

Type "B" (see Sketch 2)

Siting - just behind curve of track across the entire width, in sidling cut similar to "A". Ditch was covered by infantry weapon pits on either side of track approx 60 yds to rear, connected by crawl trench.

Method of attack - Tanks forced covering infantry to withdraw and sappers filled in ditch

AUSTRALIAN WAR MEMORIAL AWM2020.71.90

SKETCH 1

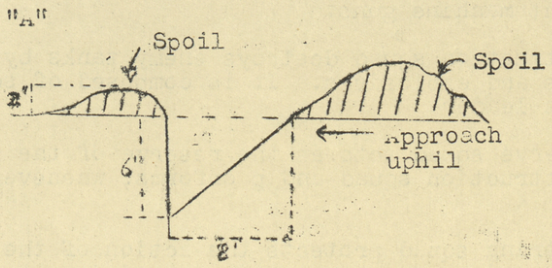

SKETCH 2

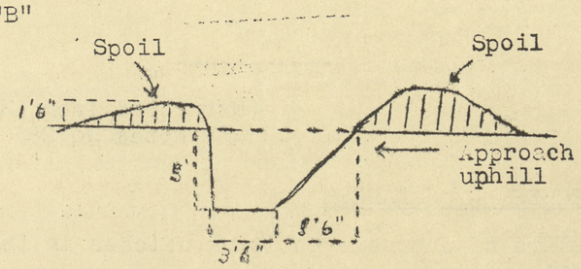

(E in C Int Summary No 18 of 12 Feb 44)

GERMAN TACTICS

GERMAN PATROL METHODS IN ITALY

The Germans are not interested in patrolling for the mere sake of establishing patrol superiority in no mans' land; instead they carefully regulate the extent of their patrolling according to the amount of information that they require. In recent fighting in Italy, German uncertainty as to Allied dispositions, together with the knowledge that Allied attacks are certain to take place, has led to a marked increase in patrol activity.

As to the regularity of German patrols, it can only be said that the procedure varies considerably, depending on the enemy units concerned. Some units send out one or more patrols every night; others only send out patrols twice a week. The degree of activity is likely to be in the inverse proportion to the amount of information that the Germans have already succeeded in collecting in the sector concerned.

Types of Patrols

Reconnaissance patrols, consisting of a noncom and three or four men, are sent out for the purpose of locating Allied positions and minefields, and of noting any movement which might be significant. These patrols generally avoid contact, and retire hastily when fired upon. Very seldom is such a patrol given the mission of bringing back a prisoner of war.

Combat patrols consist of a noncom and eight men, at the very least, and are usually much stronger. In general, 15 to20 men are assigned to a combat patrol, with a sergeant in command. The patrol is likely to be organized in two sections of equal strength, each section having its own leader. A combat patrol customarily has the mission of bringing back prisoners of war. Because of the growing deficiency of German tactical reconnaissance and air photo intelligence

Combat patrols consist of a noncom and eight men, at the very least, and usualy are much stronger. In general, 15 to 20 men are assigned to a combat patrol, with a sergeant in command. The patrol is likely to be organized in two sections of equal strength, each section having its own leader. A combat patrol customarily has the mission of bringing back prisoners of war. Because of the growing deficiency of German tactical reconnaissance and air photo intelligence, prisoners of war have assumed an increased importance in the eyes of German intelligence officers.

Special patrols, whose strength varies according to the missions, are despatched to perform demolitions, to engage Allied patrols who have managed to effect fairly deep penetrations, and to prepare ambushes for supply columns.

Listening patrols, about the size of reconnaissance patrols or a little smaller, are sent out to discover whether soldiers in Allied positions are speaking English, French, Polish or some other language which might have an order-of-battle significance, and to overhear any indiscreet remarks which might be made by the men in the positions.

Recruiting of patrols

The normal method used by the enemy to recruit patrols seems to be for a commander to order that a company provide a patrol of a certain strength. The company commander, in turn, sets a quota for each platoon. For a combat patrol, however, an entire platoon may be selected intact. Reconnaissance patrols probably are drawn from a single platoon. The soldiers who have been detailed for patrol work then report to company headquarters, where they are briefed by the noncom who is to lead them.

Even prior to the organization of special assault companies and assault platoons, an idea with which the Germans began experimenting several months ago, some units evidently made it a practice always to draw their patrols from a specific company. Either the same platoon was sent out over and over again, or a detachment of the cross-section type was sent out - always under the same officer. In this manner, selected personnel became increasingly experienced in patrol work. It is believed that the enemy's use of specialized personnel for patrol work will be undertaken on a larger scale in the future.

Patrol Methods

As a rule, German patrols appear to depart at about 2200 hours, and are not always given a time limit for their return. According to one source, a combat patrol moves in two sections, about 150 feet apart, and in this order; patrol leader, the two section leaders, a runner, and finally the two sections. Each man keeps a distance of about 15 feet between himself and the man in front of him.

Patrols are armed with a high proportion of light automatic weapons, always including at least one or two light machine guns, which are used to cover an approach to any locality, or a withdrawal from it. The men usually keep their equipment down to a minimum, and frequently dispense with steel helmets. In snow-covered terrain the Germans patrol in white uniforms.

Engineers are often attached to a patrol to guide it through German minefields and to clear a way through Allied wire and mines.

AUSTRALIAN WAR MEMORIAL AWM2020.71.90

Also, artillery support may be given, in the form of harassing fire delivered shortly before the patrol reaches its objective. Artillery fire may be delivered solely to mislead, and the patrol may go to an entirely different locality. Another deception involves artillery registration during the day, and artillery and mortar fire on the positions to be attacked during the night. As soon as the bombardment is lifted, the patrol places diversionary machine-gun fire on a flanking company and then attacks the positions which are the main target.

German patrols may be sent out to test the strength of Allied outposts. If an outpost proves to be held weakly, the patrol attacks and seizes it, and remains there until relieved by troops from the battalion. In the event that the outpost proves to be garrisoned in strength, the patrol tries to return with a prisoner of war, at least. It has been reported from a combat area on the Adriatic coast that specially trained dogs are used to approach buildings and give warning if they are occupied. However, the use of dogs for this purpose is not believed to be general.

Ruses are employed in an effort to trap Allied soldiers. Sometimes, when an Allied patrol or detachment approaches, only one German soldier will show himself, hoping to attract the force toward an ambush prepared by the rest of the German patrol, who open fire at a given signal, simultaneously. The Germans have been known to employ a similar trick when they wish to draw Allied troops within range of a covering machine gun; after a sentry in a position has given warning of the Allied approach, a decoy shows himself.

When a German patrol is challenged, it may try to pass itself off as an Allied unit by answering "Indian troops" or by mentioning some other Allied nationality, hoping that this will justify the foreign accent and thereby allay suspicion.

Imitation bird calls have been employed for signalling. One mechanical device in particular is said to emit a chirping sound in three tones.

After a raid in the Orsogna sector, a German patrol left behind a Gebirgsjäger's peaked hat complete with edelweiss emblem. No Alpine troops were in the area, so the cap presumably was left behind to serve as a deception regarding German order of battle.

If an Allied patrol is sighted, the German patrol may despatch a runner to platoon headquarters to give information regarding the location, strength, and direction of movement of the Allied force.

Quality of Patrols

The quality of German patrols varies considerably. For the most part, they seem to have been well trained, but at times they have given an impression either of having been badly trained or else of being amazingly careless. Perhaps the Germans who display such a lack of security sense as to move quite openly along paths and roads are men who have not been in combat before. The uneven quality of German soldiers recently drafted is a factor to take into account; it is certainly true that a number of German soldiers have seized the opportunity offered by patrol work to slip through the Allied lines and surrender. In organizing assault companies, no doubt the Germans are motivated to a considerable extent by their anxiety to improve the quality of the patrols sent out.

(Military Intelligence Service's Int Bulletin No 2 Vol III of Oct 44)

AUSTRALIAN WAR MEMORIAL AWM2020.71.90

JAPANESE INTERROGATION METHODS

A notebook, captured at SAIPAN, belonging to a member of the Japanese General Staff Military Affairs Investigation Section (translated by CINCPAC-CINCPOA in Item 10744) contains notes at some length on the interrogation of prisoners of war by the Japs.

In many respects the general method of interrogation are similar to those outlined by the Japanese booklet captured East of KOHIMA Road, and abridged in Field Security Bulletin No 19. However, the following extracts are of interest:-

"Those who feel that their lives are in danger or those who believe enemy propaganda may obstinately refrain from talking. These may be brought around by giving them assurances of their absolute safety, by showing them the falseness of enemy propaganda, and by giving information on the situation both of ourselves and of the enemy. Once a prisoner of war has changed his views and has been induced to talk he can be used afterwards to persuade other prisoners of war with the same ideas".

"A prisoner of war who has obstinately refused to disclose the truth will be placed together with a prisoner of war who has confessed some time ago. There will be discrimination in their treatment. The former will be denied what he likes and his requests refused".

"When prisoner of war is deceived by the enemy military authorities, what he says is trueaccording to his beliefs; thus, in view of the fact that there are many cases when sincere statements are false, interrogator must be cautious."

"Note any prisoner of war whose memory seems accurate beyond human limits."

(FS Wing Monthly Bulletin No 22)

JAPANESE NOTES ON THE USE OF SMOKE

There have been a number of reports regarding the use of smoke by the Japanese in China over a long period of time. The following data on the use of smoke is taken from a Japanese source.

(a) Effect of Weather

The direction of wind changes regardless of the wind's velocity. At times part of the smoke formed at the source will become ineffective; to make the smoke effective, change of source or provide measures to expand it.

When the changes of wind direction or variations in velocity are great enough to cause eddies, they decrease not only the effective coverage of the smoke, but they also tear gaps in the smoke screen, thus leaving areas in which the smoke does not accomplish the desired result.

When the wind velocity becomes greater, smoke will disperse more rapidly and the density will decrease. In such cases, more smoke candles are required. In general, wind velocity is greater in daytime than at night. The velocity of wind is at its maximum between 1200 and 1600 and at the minimum immediately after sunrise.

AUSTRALIAN WAR MEMORIAL AWM2020.71.90

When the humidity is high the effective smoke coverage in depth and in width will increase. Fog extends the period of effectiveness of smoke.

When the temperature is rising and wind velocity is small, smoke will ascend, causing a decrease in density. When employing smoke against an enemy position that is higher than the position of the source of smoke - an enemy position on a hill for example - advantage is to be taken of this behavious of smoke.

(b) Topographical effect

(i) In Flat Country

In flat country, the direction and velocity of the wind are generally steady; so i s the flow of smoke.

(ii) In Mountainous Country

The weather in mountainous country greatly affects the flow of smoke. When the weather is calm, the wind blows from the valley or plains toward the peaks in daytime and from the peaks towards the valley or plains at night. The wind blowing toward the mountain peaks is called "the valley wind" and that blowing foward the valley or plains is called "the mountain wind".

The direction of wind from lower areas tends to blow in the direction of a larger valley. Usually it is different from that on the mountain peaks and ranges. The wind velocity increases with the height of the mountain.

The direction of the wind is influenced by the proximity of valleys. Valleys cause the wind to blow along their length. In other cases, the velocity of the wind fluctuates, and there are places where the direction also is changed.

A smoke screen, when released in lower places, will go up to the peak only when there is a hollow or an open area between the point of emission and the peak; when the slope is gentle and average height is small; when the temperature rises and the wind velocity is comparatively great. On these occasions smoke is easily made to cling to the mountain side. At the peak, this is not the case, and the smoke tends to concentrate on the saddle of the mountain.

The temperature gradually drops on a mountain side up to the ridge line. Thereofre, smoke emitted at higher points will drain downward along a slope, seeking depressions; but the smoke from a lower spot does not usually reach the higher area.

Occasionally, at dawn or dusk the cool air stays in hollows or ravines. In cases such as this, the smoke released on one bank of a ravine reaches the other without going down into the ravine and up.

(iii) In Wooded Areas

In a deep forest the direction of wind changes greatly. Even in sparse forest which interferes little with the passage of foot troops, the wind velocity decreases to less than one-third of that outside.

AUSTRALIAN WAR MEMORIAL AWM2020.71.90

On roads or in the open spaces within a forest, phenomena, similar to that in the valley will occur. In jungle, where the trees are tall and branches are thick, the temperature of the ground surface is low, and there are no ascending air currents. The wind velocity is negligible even in day time.

Smoke in the forest stays over well, but its adherence to the ground is poor. It is also difficult for smoke released at the outer edge of the forest to penetrate into it.

(iv) In Vicinity of Rivers

Wind direction and velocity, and the temperature of the air in the vicinity of rivers depend on the terrain on both banks. So far as wind and temperature conditions are concerned, a large river with flat banks has the characteristics of a plain and a river with high banks possesses the characteristics of a valley.

(v) In Coastal Areas

In coastal areas and in lake country the breeze blows toward the land from the water surface in day time, and toward the water surface from the land at night, if the weather is calm.

The morning calm and evening calm are caused by changing of the wind's direction. These times are not suitable for the release of smoke.

Maj
(F.C.Taylor)
BM 4 Aust Armd Bde AIF

AUSTRALIAN WAR MEMORIAL AWM2020.71.90

War Diary

AUSTRALIAN MILITARY FORCES

AQ127 149 45

H.Q. 4 Aust Armd Bde,
A.I.F. AUSTRALIA,

25 Jan 45

ISSUE OF PISTOLS REVOLVER AND RODS CLEANING

In future, pistols and rods cleaning will be regarded as personal equipment. An appropriate amendment to the appendix to GRO 0 347/44 may be anticipated. When the above items are issued they will be entered on AAF's F204 and F201 (C) in accordance with GRO 0 369/44, except when they are issued on loan for trg or security purposes when the articles will be issued and signed for on AAF F12 as provided in para 15 of GRO 0 369/44.

Capt
(J. E. Alcock)
DAA & QMG, 4 Aust Armd Bde

DISTRIBUTION : LIST "B"

AUSTRALIAN WAR MEMORIAL AWM2020.71.90

WDY

The information given in this document is not to be communicated either directly or indirectly to the Press or to any person not authorised to receive it.

AUSTRALIAN MILITARY FORCES

ROUTINE ORDERS

PART I

BY

Lt-Col D. D. Glasgow
Adm Comd 4 Aust Armd Bde AIF

4 Aust Armd Bde
24 Jan 45

Serial No 2/45
Paras 12 - 17

A 12 DIVING ACCIDENTS

Serious accidents to Army personnel through diving into shallow water and striking either the bottom of the creek or pool or submerged logs have been recently reported.

Units will warn troops of the dangers resulting from diving in such creeks, etc.
(To be repeated in unit R.Os)

Q 13 CARE AND HANDLING OF BEER KEGS

1. A serious shortage of Beer Kegs exists and it is, therefore, essential that present stocks be conserved, otherwise distribution of Draft Beer must be inevitably affected.

2. Rough handling often causes damage to kegs and, due to manpower shortage, a considerable time elapses before repairs can be effected.

3. Unit personnel handling Beer Kegs will be given guidance in the correct methods to be adopted. These are as follows:-

(a) Careful Loading - This particularly applies to small kegs, which are extremely susceptible to damage. Their internal lining is easily damaged by rough handling and causes them to become useless until they are resurfaced;

(b) Transit - It will be ensured that kegs are securely fastened to vehicle to prevent movement of load during transit;

(c) Unloading - Kegs will not be dropped from vehicle to the grounds. They will be lifted down or rolled from truck on to a pad consisting of bags or old tyres;

(d) Storage - Care will be taken to store empty kegs under cover and not exposed to the sun;

(e) Wilful Damage - Kegs will not be wilfully damaged by piercing with a screwdriver or other implement. The practice renders kegs useless until the damaged stave or staves are repaired;

(f) Prompt Return of Kegs - Empty or leaking kegs will be returned promptly to issue point.

A 14 STAFF. HQ 4 AUST ARMD BDE

NX564 Maj E.J. RYRIE, 1 Aust Armd Regt AIF is appointed acting BM during the impending absence of VX6542 Maj F.C. TAYLOR.

AUSTRALIAN WAR MEMORIAL AWM2020.71.90

A 15 RESULTS OF TRIALS BY D.C.M.

The following sentences awarded by District Courts Martial in 4 Aust Armd Bde are notified:-

Charge	Punishment
A.W.L. (43 days)	90 days Field Punishment
A.W.L. (43 days)	90 days Field Punishment and Fined £10
Desertion A.W.L. (90 days)	Impt with h.l. for 18 months Detn for 9 months.

A 16 REPRODUCTION OF PLANS, SKETCHES, ETC.

To facilitate reproduction at Bde HQ of sketches, plans, map enlargements etc on behalf of units, such will in future be submitted to this HQ on tracing paper.

A 17 STOCKTAKING AT STATIONERY DEPOTS

1. It is notified that all stationery depots, printing and stationery services will, on two consecutive days each month, cease issues and close the doors for the purpose of monthly stocktaking.

2. This stocktaking will be for internal records only and will not alter the annual stocktaking procedure and the rendering of the usual annual returns.

3. The days on which the depots will close are to be decided by stationery officers as being least likely to interrupt the normal routine of the depots. No issues will be made on these days, except in case of extreme emergency.

Capt
(J. E. Alcock)
DAA & QMG, 4 Aust Armd Bde.

DISTRIBUTION - LIST "A"

AUSTRALIAN WAR MEMORIAL AWM2020.71.90

War Diary
APP 32

I.O.

SD3(b)/JM

SECRET

AUSTRALIAN MILITARY FORCES
(Chief of the General Staff)

Quote in
Reply (51/402/984) SM 677

Headquarters,
Victoria Barracks,
Melbourne S.C.1.
20 Jan 45.

HQ 1 Aust Corps (75)
HQ 4 Aust Armd Bde(10)

Copies to - Adv LHQ (5); Fwd Ech LHQ; Q'ld L of C Area (3); DDMO; ADMI; DMT; G (Armd Corps); MGRA; E in C; SO in C; G (Inf); AG Branch (4); QMG Branch (5); MGO Branch (5).

EQUIPMENT, 1 AUST CORPS - MT: AMENDMENT No 5.

Reference LHQ SM 12173 of 29 Nov 44.

It is requested that Appendices "B", "C" and "D" issued with the above quoted SM be amended as follows :-

(a) Appendix "B"

Serial 14, column (v) - insert 2

(b) Appendix "C"

Serial 1, column (i) - add 1(t)

(c) Notes to Appendix "C" issued with LHQ SM12173 of 29 Nov 44

Add new note - (t) Truck 3-ton, in line engine, testing.

(d) Appendix "D"

Serial 25, column (b) - Amend to read "Total Gen Tpt Coy".

Lawson Lt Col
for Lieutenant-General,
Chief of the General Staff.

AUSTRALIAN WAR MEMORIAL AWM2020.71.90

COPY No 50

WD

BRITISH SECRET
US SECRET

App 33

4 AUST ARMD BDE A.I.F.

INTELLIGENCE REVIEW

No 52

① Recipients of this document are responsible for the security of the information contained therein.

② Operational information is extracted from ~~AMB~~ Advance Base Weekly Intelligence Review No 19

③ Items contained in this Review may be reproduced for the instruction of all units, but the source must be quoted as 4 Aust Armd Bde Intelligence Review No 52

AUSTRALIAN WAR MEMORIAL AWM2020.71.90

4 AUST ARMD BDE AIF

INTELLIGENCE REVIEW

NUMBER 52

Compiled from information received from 1200 hours 19 Jan 45 to 1200 hours 26 Jan 45

TABLE OF CONTENTS

		Page
	PART ONE	
	Summary of Significant Events	1
	PART TWO	
Section 1	Summary of Operations	1
Section 2	Strength and Disposition of Enemy Forces	3
Section 3	Enemy Organisation	-
Section 4	Enemy Equipment	5
Section 5	Tactics	11
Section 6	Extracts from Captured Documents	-
Section 7	General	-
	PART THREE	
	Other Fronts	-
	PART FOUR	
	Topographical	-
	PART FIVE	
	Security	13

SUMMARY OF SIGNIFICANT EVENTS

The Japanese Navy, according to TOKYO Radio, is awaiting the "Divine Opportunity" to strike against the Allied Navies. Captured documents also indicate that the Japanese strategy on LUZON at least in the early stages of the invasion, was to deliver a major counter attack only when it could be coordinated with a naval attack against the beach head. The successful carrier task force attack on the coast of INDO-CHINA, by destroying a large proportion of the naval auxiliary vessels at present available, has frustrated the first attempt of the Japanese Navy to strike at the Allied force. The consequent absence of the naval strike may in some measure account for the delay in the mounting of a major attack to counter the Allied land forces advancing from LINGAYEN.

The heavy concentrations of shipping off FORMOSA recently (250,000 tons on 9 Jan) probably represented an accumulation of convoys carrying troops bound for the PHILIPPINES. Since it has become clear that the Allies are firmly established on LUZON, what remained of this shipping after the attacks by Allied task forces has gradually dispersed northwards.

The rapidity of the Allied push south from LINGAYEN GULF leaves the enemy with few sound defensive lines on which he can resist the advance on MANILA. The line CLARK FIELD - MT ARAYAT offers suitable ground for a delaying action, but the strongest defensive positions remaining to the enemy lies behind the PAMPANGA RIVER, where concentrations of troops, probably from the BICOL Peninsula, have been reported. On the Allied left flank the enemy, fighting strongly, is slowly withdrawing into the hills east of POZORRUBIA, whence he can threaten the eastern flank of the Allied advance southwards. Stubborn fighting about ROSARIO suggests that the enemy is anxious to resist any Allied thrust towards BAGUIO.

PART II Section 1

SUMMARY OF OPERATIONS

(a) LAND

PHILIPPINES:

LUZON:

Stiff resistance is still being met in the ROSARIO sector. On 21 Jan high ground was captured in the vicinity of MT ALABA. Strong opposition halted an advance 5000 yards NE of POZORRUBIO.

East of BINALONAN, SANTO DOMINGO and AROOREDO, two towns on the road to SAN MANUEL, which was reported occupied on 20 Jan, have been occupied.

Further south patrols passed through ASINGAN, crossed the AGNO RIVER and entered SANTA MARIA without contact.

A patrol to SAN LEON reported much tank activity in the area and enemy tanks continued to operate in the SAN NICHOLAS, TAYUG, SAN GUINTIN, UMINGAN, BULUNGAO, GUYAPO, ANAO, SAN ANTONIO, PURA, and GUIMBA areas.

AUSTRALIAN WAR MEMORIAL AWM2020.71.90

VICTORIA was occupied without contact on 21 Jan and patrols south and east of TARLAC made no contact.

On the right flank CALAYABAN 10 miles SE of CAMILING was occupied on 20 Jan.

Casualties to 21 Jan 4540 killed, 92 captured.

LEYTE

On 16 Jan an attack on Allied positions in the VILLABA area was repulsed and 250 enemy killed.

A landing on 18 Jan on PORO ISLAND in the CAMOTES GROUP was unopposed.

MINDORO

Reports indicate approximately 1000 Japs still on the island, 3/400 occupying positions on the NE coast and the remainder in the MANSALAY area.

SOLOMONS:

BOUGAINVILLE

Patrols in the TAVERA RIVER area and to MOTUPENA PT reported no enemy, but there were signs of recent enemy occupation at MOTUPENA PT.

In the SIAAI and PIATERAPAIA area five guns of various calibre have been captured and on the night 22/23 Jan our artillery harassed targets in the SISIVIE area.

In mid Jan a patrol reached the GENGA RIVER.

NEW GUINEA:

AITAPE

More villages have been cleared and a patrol reported HAMBINI and MARANGAM village areas and KUANICIMA clear of the enemy. A PW taken on 21 Jan at NUMANGO, a village SE of the MARANGAM villages, gives the following enemy strengths in this area as -

BALIF VILLAGES	- 300
NUMANGO	- 18
MALAHUM	- 17
ILAHOP	- 60
Total	395

(b) SEA

Shipping sightings have been on a diminished scale. Results of the carrier aircraft attacks on 12 Jan reported in last review have now been assessed as 41 vessels totalling 127,000 tons sunk (comprising 2 light cruisers, including a French cruiser, 10 destroyer escorts, 4 sub chasers, 1 large transport, 5 tankers, 4 large, 10 medium, 4 small freighters, 1 large oil barge) and 28 vessels totalling 70,000 tons damaged. Photos substantiate 80% of these claims.

AUSTRALIAN WAR MEMORIAL AWM2020.71.90

Only two sightings were reported south of the PHILIPPINES. At BRUNEI BAY, on 16 Jan, of 4 small freighters sighted, 1 was destroyed and 3 damaged.

On 22 Jan, 1 battleship, 1 light cruiser, 4 destroyers and 19 minecraft were sighted west of LINGGA IS at SINGAPORE.

In the PHILIPPINES area, two convoys, each of 15 vessels, were sighted on the night 20/21 Jan between LUZON IS and FORMOSA on a NW course. On 22 Jan 6 small freighters and 17 schooners were near the NW tip of MINDORO ISLAND.

On 21 Jan, 45 small freighters were observed off KUMESHIMA west of OKINAWA on a SE course and, on 22 Jan, 2 destroyers and three 10000 ton transports were at TAKAO.

Photographs taken 20 Jan reveal 2 carriers, 1 battleship or heavy cruiser, 3 submarines and considerable shipping activity at KOBE.

(c) AIR

OWN

The main Allied air offensive for the period under review was once again directed at LUZON where our bombers and fighters kept up continual attacks on airfields, enemy positions, supply and bivouac areas, bridges and road and rail Lines of Communication.

Results include the destruction of 80 enemy aircraft on the ground or in the air and many locomotives, rail cars and trucks, MT and several tanks.

Cumulative damage from 25 Dec to 16 Jan as a result of attacks on enemy road and rail lines of communication shows destruction of at least 80 locomotives representing over 50% of the prewar total, 470 items of rolling stock representing over 25% of the prewar strength and 535 MT including 67 Staff cars.

Elsewhere in the PHILIPPINES Allied aircraft continued their bombing and strafing attacks against enemy airfields on MINDANAO, NEGROS and PALAWAN resulting in many fires and destruction of barracks, supply areas and airfield buildings and workshops.

Enemy bases in NORTH BORNEO were targets for our heavy bombers and long range fighters and severe damage was caused to buildings and installations. Over 200 sorties were flown by Allied aircraft in attacks on enemy airfields and supply areas in HALMAHERAS further extensive damage being caused. Allied aircraft continued their attacks on enemy supply and personnel areas and installations at WEWAK, RABAUL and BOUGAINVILLE.

Section 2

STRENGTH AND DISPOSITIONS OF ENEMY FORCES

(a) LAND

A captured map places 4 Indep Hy Arty Bn in the vicinity of ROSARIO. The idenfification is supported by the captured of 240mm guns in the DAMORTIS area.

Other identifications from the Allied left flank give the disposition of the units of 23 Division, whose headquarters and 64 Regt are near SISON, while 71 and 72 Regts have been forded back from URDANETA and POZORRUBIA respectively.

AUSTRALIAN WAR MEMORIAL AWM2020.71.90

The presence of elements of 10 Divison at CABANATUAN is now suggested. Units so far encountered have been consistently under strength, probably because of the extent of losses inflicted on reinforcement convoys by Allied submarines and aircraft. 64 Regt of 23 Div, for example, is reported to have lost its main force in transit to the PHILIPPINES.

(b) AIR

The estimated enemy landbased aircraft strength in SWPA-FORMOSA- RYUKU at 9 Jan 45 is as follows:-

Areas	9 Jan	4 Jan
NEW BRITAIN) NEW IRELAND) SOLOMONS)	22	22
PHILIPPINES *		
MINDANAO	55	75
VISAYAS	36	47
LUZON	291	532 532
	382	654
AMBON-CERAM-BOERUE	9	9
CELEBES	24	75
JAVA-BALI-LOMBOK	37	43
BORNEO	54	119
FORMOSA-RYUKU	348	343
TOTALS	876	1265

* Estimates do not include combat types assigned to operational training units.

EQUIPMENT - GERMAN

ANTITANK MINE

A German antitank mine (possibly of Italian origin) having the appearance of a wooden chest, is armed with four igniters - one in each corner - and filled with approximately 11 pounds of high explosive. Dimensions of the mine are : Box, length, 11.25 inches, width, 9.1 inches; depth, 3.25 inches; thickness of wood, approx .5 inches; lid, length, 12.25 inches; width 10 inches; thickness, .55 inch; type of filling, 25 blocks of HE, each 7 ounces. Total weight of the mine is 14.25 lbs.

Construction of the mine is illustrated in the accompanying sketch. The sides of the wooden box (1) are dovetailed and nailed while the bottom is secured by six screws. The lid (2) overlaps the sides, and is secured to them by eight 1g-inch nails. Glued to the upper side of the lid is a board (3) over which fits the false lid, (4). The board (3) is perforated by four holes countersunk to receive the four igniters(5).

The holes are directly over sockets in the HE filling which accommodate detonators (7) attached to the igniters. A piece of camouflage-painted canvas (8) is nailed loosely to the edge of the false lid. To the underside of this canvas is nailed a piece of wood which rests on top of the igniters with the canvas fully stretched when the mine is assembled. The false lid (4) is secured in place by four clips (10) attached to the lid (2); the clips engage the screw on one of the four edges of the false lid. A single rope carrying handle (13) is provided.

Each ingiter (5) consists of a bakelite cone (11) to which a bakelite lid (12) is cemented. A projection below the cone makes a press fit into an ordinary detonator. Inside the cone is a paper cylinder, three-quarter inch long by three-quarter inch in diameter, containing .25 ounce of small angular pieces of hard limestone mixed with .007 ounce of a black mixture of carbon, sulphur, and potassium chlorate. The cylinder is coated with the same mixture.

The mine functions when the pressure on the lid crushes the bakelite igniters. Friction between the hard limestone and the firing mixture then produces a flash which fires the detonators and explodes the mine.

All mines of this type recovered to date have been buried just below the ground surface and spaced about 3 feet apart.

In handling these mines, care must be taken not to exert any pressure on the lid. To disarm, open the four clips and lift off the lid, then remove the igniters and detonators.

(Sketch over page.)

AUSTRALIAN WAR MEMORIAL AWM2020.71.90

EQUIPMENT - GERMAN

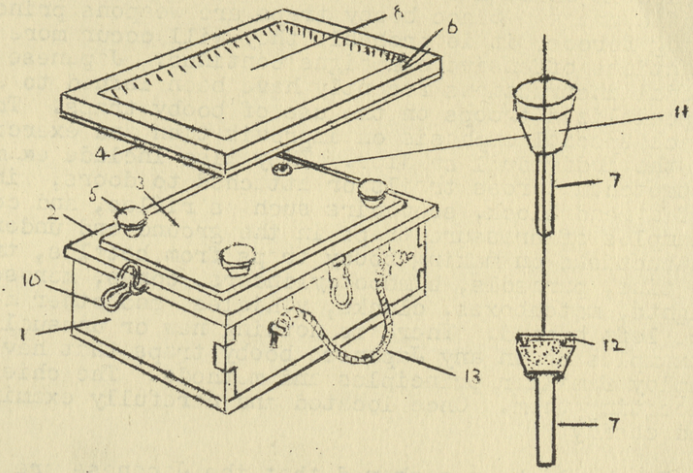

EQUIPMENT - JAPANESE

MINES, ANTI-PERSONNEL

(a) General

The following extracts taken from Japanese document, confirm reports of the use of an anti-personnel mine, resembling Type 93, having body and fuse of similar design. Explosive filling is approx 1 lb powder, with empty space between top of filling and outer cover of mine, as compared with 2 lb cast slab of picric acid in Type 93.

(b) Operation

Weight of approx 110lbs on mine cover will detonate, although pressure of 2 to 3 lbs on striker pin will break shear wire.

(c) Use

Japanese method of laying is as follows -

(i) Dig hole of approx 11" diam, with slightly covex bottom so as knurled plug of mine finishes flush with ground surface.
(ii) Mines will be laid at about 3' centres in one or several slightly staggered rows.
(iii) Arming will be done only when laid, by unscrewing knurled plug and inserting fuse. When fuse screwed in place, remove safety cap.
(iv) When armed, camouflage by lightly covering with earth, sand, weeds, etc.

AUSTRALIAN WAR MEMORIAL AWM2020.71.90

JAPANESE EQUIPMENT

JAPANESE BOOBY TRAPS

There have been numerous reports of the Japanese use of booby traps in China and Burma and scattered reports of their use in the Pacific areas. Since booby traps are weapons principally of retreating forces, it is probable they will occur more often as the United Nations offensive campaigns continue. Japanese sources indicate special instructions recently have been issued to engineers and other specialized troops on the use of booby traps. These instructions place special emphasis on improvisation and exercise of ingenuity by the individual soldier. They also include examples of trip wires stretched across trails or attached to doors, windows, the parts of a road block, souvenirs such as rifles, and corpses. They give examples of pressure traps in the ground and under floor boards, and instructions on making booby traps from bottles, trunks, empty tobacco tins, parasols, bamboo cylinders, cones, kerosene tins, flashlights, matchboxes, clocks, vehicles, and other material that is to be left behind. There is nothing new or unusual about any of these examples or in any Japanese booby traps that have been found. They employ familiar principles and methods. The chief difficulty is in locating them. Once located and carefully examined they are disarmed easily.

It should be remembered that the Japanese are known to have information and plans of German and Italian mines and booby traps, and since the Japs are good at copying, imitations probably will be encountered in the future.

(i) Dutch Mushroom-Top Mine

Quantities of this mine were captured by the Japanese in Java and many have been found on Guadalcanal and elsewhere in the South Pacific. Usually it is laid on the ground under a palm frond or light plank, though some have been found half or completely buried under loose sand or earth. This mine must be handled with great care since a weight of approximately 50 lbs is sufficient to part the shear wire. When probing for this mine with bayonet or other such device, the probe should enter the ground as near the horizontal as possible to avoid any downward pressure on the domed cover. In disarming this mine, do not attempt to force the unscrewing of the brass cover plug. If it sticks at all remove the entire pressure cover by unscrewing the four screws that hold it on and then defuse the mine. It should be laid gently on the ground and disarmed as indicated above.

To remove these mines, carefully scrape away the loose dirt and pick up the individual mine by the cover, never by the bottom.

(ii) Bangalore Torpedo

The standard Japanese bangalore torpedo is approximately 2 ins in diameter and 40 inches long. It looks like a piece of pipe with a red ring around it. It has a friction fuse inside one end with a braided pull cord hanging out. A pull on the cord will fire the fuse, 6 second delay powder train, detonator bangalore. When used as a booby trap a trip wire is tied to the braided cord.

(iii) Electrical Booby Traps

Japanese doctrine advocates booby-trapping any piece of eqpt containing an electrical circuit that is to be abandoned, such as vehs searchlights, generators, or light circuits, by putting into the circuits, electric caps with explosive charges. Any piece of abandoned equipment must be carefully searched and all electrical and mechanical booby traps removed before using it.

(Tactical and Technical Trends No 45)

AUSTRALIAN WAR MEMORIAL AWM2020.71.90

EQUIPMENT - JAPANESE

(v) As both explosive filling and fuse are affected by moisture, the painting of outer cover connection, and greasing of knurled plug and packing, is recommended before laying. Mines should be inspected after heavy rain, and if showing signs of moisture should be replaced immediately.

(d) Safety Precautions

Mine is not to be used in close attack against tanks.

Mine must not be dropped from greater height than 15".

(e) Disarming

(i) Gently uncover mine.

(ii) If undamaged;

1. Remove knurled plug by turning from right to left.
2. Attack safety cap to fuse.
3. Remove fuse.
4. Replace knurled plug.
5. Lift mine.

(iii) If cover surface is extremely dinted, mine is dangerous, and is best destroyed in situ.

(EinC Int Summary No 19)

JAPANESE FLYING BOMB

A document captured on LEYTE describes the Japanese model of the German flying bomb suggesting that the weapon is in mass production in JAPAN. Its cost on mass production is said to be low and the framework of the bomb is constructed of bamboo and wood. The weight of explosive carried is not stated but the wing span and length of fuselage are given as 6 and 5 metres respectively.

(1 Aust Corps Weekly Int Summary No 19)

AUSTRALIAN WAR MEMORIAL AWM2020.71.90

EQUIPMENT - JAPANESE

The following notes are taken from an ATIS translation of a set of loose mimeographed plans from training in the use of anti-tank material, classed as 'MOST SECRET'.

Extracts:

1. Sketches, description, and instructions for use of the following equipment.

A. Type 3 Conical Grenade.

1. Appearance

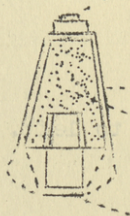

Fuse - the fuse, even though it is of the instantaneous type and detonates without fail when thrown against a hard object will not detonate if by accident the grenade falls to the ground.

Cover.

Bursting charge - Mk 2 TANOYAKU. (TN. According to documentary evidence cyclonite, TNT and tetryl)

Base board - It pushes the cone firmly against the powder charge and prevents damage to the bursting charge when it hits the tank.

Cone - increasedpower to the grenade.

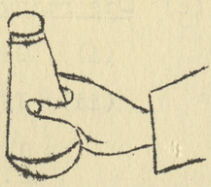

(TN - exact tracing from original document.

2. Characteristics

a. Purpose - to be thrown at tanks in order to destroy the armour plate and kill or wound the crew.

b. Date.
Diam of base - about 10 cm
Length - about 17 cm
Weight of charge - about 600 g
Fuse - instantaneous
Total weight - about 700 g
Throwing distance - about 5m

c. Power - it can penetrate bulletproof steel plate 70mm or less in thickness and kill or wound the crew.

3. Precautions in handling and method of carrying.

a. In pulling the safety pin out, straighten the bent ends and pull it out by the cord.

b. Since it is very important that the cone and the fuse fit closely against the bursting charge tie the cord firmly so they do not shake.

c. Be careful not to get water into any part of the fuse.

d. Tie the grenade to your belt with the cord.

AUSTRALIAN WAR MEMORIAL AWM2020.71.90

Type 3 Land Mine (Pottery Mine)

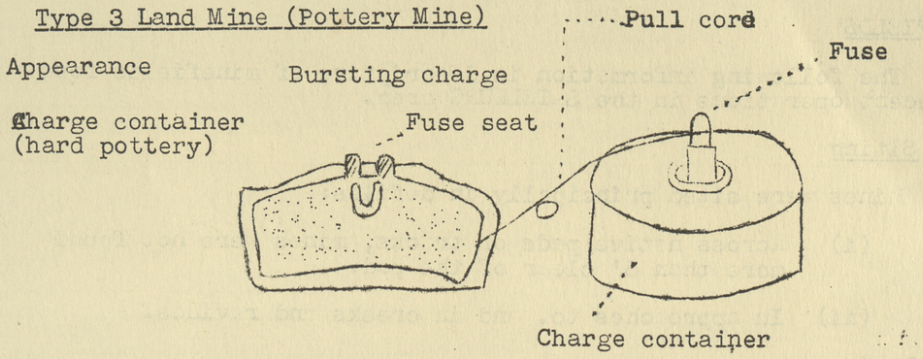

(TN - Exact tracing from original document)

2. Characteristics

a. Purpose - land minefields are formed by burying them in the ground. They are fired by contact or pressure and kill or wound men and animals and destroy vehicles.

b. Data: (Note: There are two sizes, large and small. The figures in parentheses refer to the small size.)

Height - 9 (9) cm
Diameter - 27 (23) cm
Weight of charge - about 3 (2) kg
Total weight - about 7 (4.7) kg
Fuse - instantaneous - short delay fuse. The pull necessary to fire the fuse when set for contact is about 2 kg; the firing pressure when set for pressure is about 10 kg.

c. Power

Effective radius (when buried 5 cm underground).

(a) Large size - about 10m
(b) Small size - about 8 m
(c) Both sizes can cut the track of a heavy tank

3. Precautions in handling and method of carrying

a. The fuse of the Type 3 land mine is extraordinarily resistant to water and does not lose its effectiveness when buried in the ground over a long period.

(ATIS Bulletin No 1707 of 18 Jan 45)

AUSTRALIAN WAR MEMORIAL AWM2020.71.90

TACTICS - JAPANESE

MINEFIELDS

The following information is descriptive of minefields found in recent operations in the SATELBURG area.

(a) Siting

Mines were sited principally in defiles:

(i) Across native pads or tracks, mines were not found more than 5' clear of the pad.

(ii) In approaches to, and in creeks and ravines.

(b) Laying

(i) Mines were buried with either no cover, or else up to 10". Normal practice was 2" to 3" of cover, and well concealed.

(ii) They were occasionally laid on top of one another, up to a maximum of 3 mines.

(c) Marking

One field of Type 93 mines encountered had a piece of red and white cloth showing above ground level over each mine. This appears to be a standard Japanese method of marking mines for their own protection, as some rolls of similar cloth were found in a captured engineer dump. A further method of indicating presence of mines, was by painting red circles of sizes varying from ½"-2" diam, together with Japanese characters, on nearby trees or posts.

(d) Detection

This proved difficult as :

(i) Performance of mine detectors was unsatisfactory in moist conditions.
(ii) Probing continually met with coral a few inches below the surface.

(EinC Int Summary No 19)

AUSTRALIAN WAR MEMORIAL AWM2020.71.90

G E R M A N

GERMAN TANKS IN ACTION

A German prisoner observes that the following are standard training principles in the German tank arm:

1. Surprise
2. Prompt decisions and prompt execution of these decisions.
3. The fullest possible exploitation of the terrain for firing. However, fields of fire come before cover.
4. Do not fire while moving except when absolutely essential
5. Face the attacker head on; do not offer a broadside target
6. When attacked by hostile tanks, concentrate solely on these.
7. If surprised without hope of favourable defence, scatter and reassemble in favourable terrain. Try to draw the attacker into a position which will give you the advantage
8. If smoke is to be used, keep wind direction in mind. A good procedure is to leave a few tanks in position as decoys, and, when the hostile force is approaching them, to direct a smoke screen toward the hostile force and blind it.
9. If hostile tanks are sighted, German tanks should halt and prepare to engage them by surprise, holding fire as long as possible. The reaction of the hostile force must be estimated before the attack is launched.

A German Army document entitled "How the Tiger can aid the Infantry" contains a number of interesting points. The following are outstanding:

1. The tank expert must have a chance to submit his opinions before any combined tank-infantry attack.
2. If the ground will support one man standing on one leg and carrying another man on his shoulders, it will support a tank.
3. When mud is very deep, corduroy roads must be built ahead of time. Since this requires manpower, material, and time, the work should be undertaken only near the point where the main effort is to be made.
4. Tanks must be deployed to conduct their fire fight.
5. The Tiger, built to fight tanks and antitank guns, must function as an offensive weapon, even in the defence. This is its best means of defence against hostile tanks. Give it a chance to use its unique capabilities for fire and movement.
6. The Tiger must keep moving. At the halt it is an easy target.
7. The Tiger must not be used singly. (Obviously, this does not apply to the Tiger used as roving artillery in the defence. On numerous occasions the Germans have been using single Tigers for this purpose) The more mass you can assemble, the greater your success will be. Protect your Tigers with infantry.

(From Military Intelligence Division, Washington Intelligence Bulletin Vol III No 2)

AUSTRALIAN WAR MEMORIAL AWM2020.71.90

S E C U R I T Y

RUMOURS

From a Southwest Pacific Command, there comes a new version of an old anecdote which is a discerning, if indirect, comment on the gullibility of human nature.

"A real estate man arrived at the gates of Heaven, confident that he already had an option on a piece of property there, inasmuch as he had never robbed widows or orphans -- at least, not much.

"St Peter was adamant, however. 'There's no room for you,' he said, 'All allotments set aside for real estate men have already been taken up on perpetual lease.'

"Although no longer on his native heath, the applicant still had some of the earthly instincts of all successful real estate agents. He asked permission just to come in and look around. All was as St Peter had said. So the real estate man stepped up onto a bench on the main boulevard and shouted, 'Oil has been discovered in Hell!'

There was instant pandemonium and a mad exodus of real estate men, complete with hastily packed suitcases, rushing off to Hell. St Peter watched the newcomer's face light with satisfaction at his own cleverness and then slowly cloud over with worry. Suddenly the newcomer, too, grabbed his suitcase and raced after the real estate men. As he gathered speed, he shouted back to St Peter, "You know, there may be something to that rumour!"

Unfortunately, there is a large element of psychological truth in this story. Rumours are contagious, and affect not only those among whom they are spread, but also the rumour-monger himself.

SENSE AND CENSORSHIP

Most breaches of security that censors come across are clearly not intentional. They stem from a soldier's ignorance of what he should and should not write in a letter, or from his faulty judgement as to what may be included without breaching security.

Intentional breahhes are nearly always caused by someone's desire to appear clever, and are very seldom committed with treasonable intent. An example of the former was the case of a soldier who filled a letter with classified matters which he thought would entertain the folks at home, and entrusted it to a friend who was returning to the States. ("Don't let the postmark of this letter surprise you, because I'm not at home-----) his letter began. This use of unauthorised channels to carry mail from the field to persons at home is a flagrant violation of censorship, and subjects not only the writer but the carrier as well, to severe disciplinary action. This particular writer committed an even graver violation, however. In his letter he disclosed in detail:

a. his movements through the SouthPacific area from the beginning of 1943, specifically mentioning dates and places.

b. the casualties of units in combat.

c. the movements of other units, and

d. enough information about military plans for the future to endanger the success of an entire operation.

AUSTRALIAN WAR MEMORIAL AWM2020.71.90

SECURITY (contd)

Besides inviting court-martial, this man jeopardized the lives of his fellow soldiers.

Press associations, newspapers, and radio stations sometimes unwillingly influence soldiers and their parents and friends to violate censorship regulations. A press association recently carried a story telling how a civilian well-versed in animal lore was trying to help parents determine where their sons were located.

Unfortunately the enemy also has personnel well versed in animal lore. Therefore, such attempts to reveal locations amount, in reality, to using a code which is easily understood by our enemies.

The use of codes of any type is strictly against security regulations, and violators are subject to penalties ranging from a reprimand to a court-martial.

These case, particularly the former, demonstrate two urgent needs; first, the need for greater and continued security education for troops, and, second, the need for keeping secret military information - especially that involving future operations - out of discussions in the presence of persons whose duties do not require such knowledge.

On the other hand, the men who commit breaches of security out of sheer ignorance of what the censor can and cannot pass would benefit from a practice recently instituted by an Australian unit. This unit has established what it calls a "Censor's Diary". Censored portions of letters are posted on a notice board, with a brief comment by the censor officer explaining why these portions are not suitable for transmission. The enlisted men have praised the innovation as being a great help, and the censors have found that it has lightened their work to a remarkable degree.

A South African major general, recommending this scheme for consideration by the units of his command, sensibly points out that several precautions must be observed:" Personal matters and family matters should not be published. Typed copies of extracts should be posted, so that the writer's identity is not revealed. Examples which will benefit the largest number should be selected, and comments should be brief, pithy, and constructive."

(From Military Intelligence Division,
Washington, Intelligence Bulletin
Vol II No 10 of Jun 1944)

AUSTRALIAN WAR MEMORIAL AWM2020.71.90

App 34

A1110 - 174 - 44

AUSTRALIAN MILITARY FORCES.

HQ 4 Aust Armd Bde
AIF AUSTRALIA

27 Jan 45

SECURITY TRAINING IN UNITS.

The pamphlet "Security and the Duties of the Unit Security Officer" has been distributed to all units and should prove a valuable guide in security training.

2. It is essential that all ranks should be as battle worthy in security as in the use of weapons and to this end Security Officers must direct the maximum effort. In order to provide a clear picture of security activities all units will forward a monthly report in accordance with the attached pro forma to reach Bde HQ by the 7th day of the following month.

3. It is emphasised that this monthly report is merely a summary of security activities and in no way supersedes the normal channels of reporting on security matters.

4. NCOs of "T" Aust FS Sec are available to assist in security training and are prepared to lecture on the following subjects:-

Duties of FS
Security of Information.
Propaganda and security of Personnel.
Handling of captured documents.
Handling of captured equipment.
Operational security.
Conduct of allied PW
Jap Security.
Natives.

It will be noted that censorship is NOT included as it is considered essential that unit officers should instruct their own men in this subject.

5. Unit security officers may liaise direct with OC FS Sec in arranging presentation of the above lectures. Consideration should be given to the following factors:-

(a) The lecture time will be 30 minutes.
(b) Number to be lectured should be under 50.
(c) Lectures should be conducted during normal training hours - preferably in the morning.
(d) 3 days notice should be given.
(e) Where practicable lectures should be given in the order shown and at regular intervals to ensure continuity of training.

6. An unfortunate impression has at times been created in the minds of tps that the function of FSS is to catch tps in minor security breaches and prosecute them. It is desirable that this impression be eradicated and that tps be taught that the object of FSS is to prevent leakage of vital infm to the enemy and so permit ops to follow the plan mapped out without unnecessary casualties due to bad security. USO's will place this viewpoint before all tps.

Major

(E. J. Ryrie)
A/BM 4 Aust Armd Bde AIF

DISTRIBUTION: LIST B

AUSTRALIAN WAR MEMORIAL AWM2020.71.90

Classification according to contents.

UNIT SECURITY REPORT NO..... MONTH.....

1. MILITARY SECURITY:

(a) Information:
This should include all instances of leakage of infm and steps taken to trace the source and to prevent repetition.

(b) Personnel:
Attempts to spread disaffection.
Instances and effect of enemy propaganda.

(c) Material:
Steps taken to ensure safeguarding of military stores and prevention of sabotage.
Results of inspections made.

(d) Operations and training:
Steps taken to prevent access by strangers to tps during moves and training.
Security measures taken during training exercises.

(e) HQ and Camps:
Effectiveness or otherwise of guards.
Security of documents, offices etc.

(f) Censorship:
Co-operation or otherwise of tps.
Difficulties experienced.

2. MORALE:

(a) Internal:
General report showing matters affecting unit morale and suggestions for improving morale.

(b) External:
Relations with other units, Allied tps and civilians.

3. EDUCATIONAL:
Lectures given showing date, subject and name of lecturer.
Suggestions for security instruction.

4. GENERAL:
Any matters not included in the above paragraphs.

NOTE: Action taken will be indicated where applicable.

Instances of good security should also be reported

CO or OC
UNIT.....

AUSTRALIAN WAR MEMORIAL AWM2020.71.90

App 35

Activities of 4 Aust. Armd. Bde. Gp. Field Cash Office.

January 1945.

During the month of Jan 45 the Brigade Field Cash Office was kept busy with pay matters generally and at one period owing to the number of Continuation Paybooks to be prepared extra assistance was requested and two Sergeants were loaned to this office by District Accounts Office Brisbane.

Since last June the preparation and issuing of Continuation Paybooks has been constant and has entailed a great deal of extra work for the staff, as approximately 3000 new paybooks have been issued to members during that period.

The fact that this is only a Brigade Cash Office does not mean that we have only dealt with Brigade matters as all Units that have come within 20 miles radius have been serviced by this office.

The amount of cash drawn by Paymaster from Queensland National Bank during the month was £29,310 and Sub - Imprest Holders were advanced £30,287 for pay purposes and apart from those figures the Cashier paid out £14,200 to members going on leave, trust account withdrawals, travelling and subsistence claims etc. and the amount received by Cashier for which official receipts were issued was £14,500 being deposits to trust accounts, pay ledger, Postal, refunds etc.

Signals sent to District Accounts Office Brisbane for reimbursement of Paymaster's Bank Account amounted to £43,013.

Two leave drafts were paid by this office during Jan and owing to O.C. Provost Pl being absent on leave members of that Unit were paid by Paymaster.

Members of Field Inspection Staff from District Accounts Office Brisbane made their usual inspection and audit of this office and a visit was also made by members of District Accounts Office Field Organisation Staff.

Five Cash Office Field Returns closed during the month and were forwarded together with vouchers to District Accounts Office Brisbane.

Paymaster was evacuated to 106 Aust. Lt. Fd. Ambulance on 31.12.44 and was absent from office for 3 days.

Approval was granted by Paymaster-in-Chief and Brigade Commander for promotion of 2 i/c from Staff Sergeant to Acting Warrant Officer Class 2 and same has now been promulgated in Routine Orders.

The two members that were temporarily attached from District Accounts Office Brisbane have been transferred back to that office and the staff of this office is now in accordance with the War Establishment.

Paymaster makes periodical inspections of Pay Sergeants attached to Units and Pay Representatives and reports to District Accounts Office Brisbane on the standard of their work every two months and C.Os or O.Cs of Units state that the work of the Pay Sergeants and Pay Services generally are quite satisfactory.

A.J. Malcomson LIEUT.
PAYMASTER 4 AUST ARMD BDE GP.

AUSTRALIAN WAR MEMORIAL AWM2020.71.90

App 36

Army Form W.3009 (Adapted)
(Page 1)
(Revised Jan., 1943.)
1/45 (Serial No.)

FIELD RETURN OF OTHER RANKS

At 0600 Hrs. Saturday 6/1/1945 HQ Sgn A.A.M. (Unit)

W.E. 1/2a/2 OFFRS. 7 O.R's. 46 + OFFRS. 9 O.R's. 33 ATT. BY W.E.

Part A. Posted Strength, Surplus or Reinforcements Required.

1	2	3	4	5	6	7	8	9	10
W.E. EXCLUDING ATTACHED.				DETAIL.	ATTACHED ALLOWED BY W.E.				
Reinfts. Required.	Deficient W.E.	Surplus to W.E.	Posted Strength.		Arm or Corps.	Posted Strength.	Surplus to W.E.	Deficient W.E.	Reinfts. Required.
				W.Os. Class I.		1			
			2.	W.Os. Class II.					
			1	Squadron or Company Quartermaster Sgts.					
				Staff Sergeants					
		1	4.	Sergeants		4	1	2	
		1	7	Corporals		10	-	3	3
	8	3.	29.	Troopers, Privates, etc.		12		2	2.
				Civilians counting as O.R.					
6. *	8	5	43. *	Totals of cols. marked * should agree with details shown in Part E on Page 2.		29 *	1	7	5. *

Analysis of Part A to be shown here by ALL units. Only units notified in para. 7 of instructions for compilation of this return will complete analysis of Part B(1) and B(2).

* * Personnel belonging to a category not provided for in the analysis will be shown in this Col Particulars will be shown, e.g., 20 U.K. Forces, 10 N.Z. Forces.

Detail		A.I.F.	C.M.P. Under 19 Years.	C.M.P. 19 Years and over.	A.W.A.S.	A.A.M.W.S.	CIVIL	R.A.N.	R.A.A.F.	* *	TOTAL.
A		70						[redacted]	[redacted]		70
B(1)											
B(2)							[redacted]				

Part B. Other Ranks Attached from Other Units.

Number of O.Rs.	Unit to which they belong	Number of O.Rs.	Unit to which they belong
2	AASC.	2	2/5 Aust Armd Regt
2	AAMC	1	1 Aust Armd Regt.
6	AAOC	1	2/3 FD Sqn.
6	AEME		
2	AALC.		
4.	AACC		
3	AAAS.		
2	AAES.		

Part C. Other Ranks Included in Part A Detached to Other Units.

Number of O.Rs.	Unit to which detached.	Number of O.Rs.	Unit to which detached.

Part D. Description of Other Ranks Whose Return To ..... (Unit) is Particularly Requested. ...../...../194.....

Army No	Rank.	Name and Initials.	REMARKS (e.g., present whereabouts if known).

AUSTRALIAN WAR MEMORIAL AWM2020.71.90

SERVICES

TRADE	WE	PS	REINF
B/Fwd	46	43	5
AASC			
B/Dvr	1	1	
Clerk	1	1	
AAMC			
B/Dvr	1	1	
Hygiene	1	1	
RAP Ord	1	1	
AEME			
Clerks	2	2	
Mech MV	2	2	
B/Dvr	2	2	
AAOC			
BOWO	1	1	
Amn Exam	1	-	1
Clerks	3	3	
S/Man	2	2	
B/Dvr	1	-	1
AALC			
Clerk	1	1	
B/Dvr	1	1	
AACC			
Cooks	3	4	
AAAS			
Clerks	4	2	2
B/Dvr	1	1	
AAES			
Clerk	1	1	
B/Dvr	1	1	
Project	1	1	
RAE			
B/Dvr	1	-	1
Total O/Rs Incl Service	79	72	10

DISTRIBUTIONS OF NCO8s

TRADE	RANK	WE	PS	DEF	SURP
SSM	WOll	1	1		
Clerks	WOll	1	1		
	Sgt	1	2		1
	Cpl	3	3		
SQMS	S/Sgt	1	1		
Int Duties	Sgt	1	1		
	Cpl	1	1		
Tpt Sgt	Sgt	1	1		
Dvr MT	Cpl	2	2		
Steward	Cpl	-	1		1
Services					
AASC					
Clerk	Cpl	1	1		
AAMC					
Hygiene	Cpl	1	-	1	
RAP Ord	Cpl	1	1		
AAOC	BOWOWOl	1	1		
Amn Exm	Sgt	1	-	1	
Clerk	Cpl	1	1		
	Sgt	1	1		
S/Man	Cpl	1	1		
AEME					
Mec MV	Cpl	1	1		
Clerk	Sgt	1	1		
	Cpl	1	1		
A LC					
Clerk	Cpl	1	1		
AACC					
Cooks	Sgt	-	1		1
	Cpl	1	1		
AAAS					
Clerks					
	Sgt	1	1		
	Cpl	3	1	2	
AAES					
Proj	Cpl	1	1		
	Sgt	1	-	1	
Total NCO Inc Ser		31	29	5	3

..... Unit

Army Form W.3009
(Adapted) (Page 2)
(Revised Jan., 1943)

1/45 Serial No.

PART E. Detail of Present Strength and Reinforcements required as shown in Part A of Army Form W.3009 at 0600 Hours Saturday 6/1/1945.

Details of Tradesmen. GROUP I.	W.E.	Posted Strength.	Reints. Required.	Details of Tradesmen. GROUP I. (cont.)	W.E.	Posted Strength.	Reints. Required.	Details of Tradesmen. GROUP II. (cont.)	W.E.	Posted Strength.	Reints. Required.	Details of Tradesmen. GROUP III. (cont.)	W.E.	Posted Strength.	Reints. Required.
Ammunition Examiners				Surveyors, Engineering				Operating Room Assts.				G.P.O. Assistants			
Armament Artificer Fitter				Surveyors, R.A.A.				Operator, Keyboard				Hammermen			
Armament Artificer Fitter (Electrical)				Surveyors, Topographical				Operator, Line				Leather Stitchers			
Armament Artificer Fitter (M.V.)				Surveyors, Trigonometrical				Operator, Signal				Orderlies, Nursing			
Armament Artificer Fitter (A.F.V.)				Toolmakers				Operator, Switchboard				Orderlies, Nursing Mental			
Armament Artificer Instrument				Turners				Operator, Wireless				Plate Layers			
Armament Artificer Radio				Watchmakers				Opticians				Rangetakers			
Armament Artificer Signals				Welders				Painters				Riveters			
Armament Artificer Wireless								Panel Beaters				Roughriders			
Artificer, Artillery								Photographer, Dry Plate	1	-	N/R	Saddlers			
Artificer, Engine								Predictor Numbers				Saddletree makers			
Blacksmiths								Printers				Shoemaker and Boot Repairer			
Bricklayers								Radiographers				Stevedores			
Computors								Riggers				Stokers, Staty. Engine			
Cooks, Hospital				GROUP II.				Sawyers				Storemen, Technical	1	1	
Coppersmiths				Armourers				Signallers				Tailors			
Dispensers				Axemen				Signwriters				Textile Refitters			
Draughtsmen				Bakers				Telescope Identfn. Numbers				Tinsmiths			
Draughtsmen (Architectural)				Bty. Comd'a. Asst.				Well Borers				Vulcanizers			
Draughtsmen (Engineering)				Boilermakers				Wheelers				Wagon Erecters			
Draughtsmen (Mechanical)				Carpenters				Winchman				Whitesmiths			
Draughtsmen (Topographical)				Carpenters and Joiners	1	-	1	Wireman							
Electricians				Cooks				Woodturners							
Electricians (M.V.)				Dental Mechanics											
Electricians (Signals)				Driver-Mech. (Eng. and Med.)											
Fitters				Driver-Operator											
Fitters (Cycle)				Drainers											
Fitters (Electrical)				Electricians											
Fitters (Gun)				Electricians (Engineers)											
Fitters (Instrument)				Fire Control Operators				GROUP III.				DETAILS OF NON-TRADESMEN.			
Fitters (M.V.)				Gun Operator				Battery Surveyors				BATMEN	2	2	-
Fitters, Railway Signal				Hatchman				Butchers	-	1	-	BAT DVR	5	5	
Fitters, Signals				Height Taker				Clerks	8	8	-	DRIVERS MT	12	9	3
Grinder, Precision				Helio Operator				Clerks, Supply		1		HYGIENE	1	1	
Mechanics, Instrument				Instrument Operator				Clerks, Technical				ORDERLIES.	6	5	1
Mechanics, Instrument (Signals)				Intelligence Duties	3	2	N/R	Coach Trimmers				STOREMEN	1	1	
Mechanics, Instrument (Surgical)				Joiners				Concretors				W/DUTIES	1	1	
Mechanics, Radio				Lineman				Cooks				STEWARD	-	1	-
Mechanics, Typewriter				Lineman, Signals				Dental Clerk Orderlies				TAFS	-	2	-
Mechanics, Wireless				Lithographers				Despatch Riders				ATTACHED BY W.E.			
Millwrights				Machinists, Metal				Draughtsmen, Signals				SSM	1	1	
Operators, Excavator				Machinists, Wood				Drivers, H.T.				SQMS	1	1	
Pattern Maker				Masons				Driver Mechanics	1	1	-	TPT SGT	1	1	
Pharmacist				Masseurs				Driver Tptn. Plant							
Photographer, Wet Plate				Mechanics, M.T.				Engine Hands, I.C.							
Photowriter				Miners				Equipment Repairers							
Plumber				Moulders				Farriers							
Saw Doctors				Nurses, Trained				Fitters' Mates							
Surveyors				Observation Post Assts.				Gun Layers							
CARRIED FORWARD				CARRIED FORWARD	4	2	1	CARRIED FORWARD	14	13.	1	Totals of columns marked * to agree with columns 4 and 7, and 1 and 10 of Part A. respectively.	46	43 *	5 *

NOTES.—(a) If rank other than private is involved give details on back.
(b) Authorised trades or specialists not included in list will be added as required in spaces provided.
(c) Where A.W.A.S. and/or A.A.M.W.S. personnel are desired show details on back.
(d) Where replacement not desired note accordingly on return by insertion of N.R. in col. "Reints. Required."
(e) Where any request or notation is made on back of form, the words "See Back" should be written in one of the blank spaces on this page.

6-1-45
Date of Despatch

Signature of Commander

L.H.Q. Press—516—10/43—416m.

AUSTRALIAN WAR MEMORIAL AWM2020.71.90

PERSONNEL POSTED IN ACCORDANCE WITH GRO 187/44

NO	RANK	NAME	TRADE	SPEC QUAL	MED CLASS
SX23324	Cpl	Marshall W.R.	-	Steward	A1
NX44056	Sgt	Russell T.A.E.	-	Cook	A1
VX56734	Sgt	Mocking R.G.	-	Clerk	A1

Army Form W.3008
(Adapted) (Page 1)
(Revised Jan., 1943)

FIELD RETURN OF OFFICERS

1/75 (Serial No.)

At 0600 Hrs. Saturday 6/1/1945. HQ Sgn 4 Aust Armd Bde (Unit)

W.E. 1/2a2/2 OFFRS. 7 O.R's. 46 + OFFRS. 9 O.R's. 33 ATT. BY W.E.

PART A.—POSTED STRENGTH, SURPLUS OR REINFORCEMENTS REQUIRED.

1	2	3	4	5	6	7	8	9	10
W.E. EXCLUDING ATTACHED.				DETAIL.	ATTACHED ALLOWED BY W.E.				
Rein'fts Required.	Deficient W.E.	Surplus to W.E.	Posted Strength.		Arm or Corps.	Posted Strength.	Surplus to W.E.	Deficient W.E.	Rein'fts Required.
			1	BRIGADIERS *					
		1	1	COLONELS *					
				Lieut.-Colonels					
			1	Majors		2			
			4.	Captains		2		2.	
			1	Lieutenants		5	2.		
				Quarter-masters					
				A.A.N.S. and A.A.M.W.S. Offrs.					
				Civilians Counting as Offrs.					
		1	8			9	2	2.	

Analysis of Part A to be shown here by ALL units. Only units notified in para. 10 of instructions for compilation of form will complete Part E(1) & E(2).

DETAIL		A.I.F. A CLASS	C.M.F.	A.W.A.S.	A.A.N.S.	A.A.M.W.S.	CIVIL.	R.A.N.	R.A.A.F.	* *	TOTAL.
A.		17									17.
E.(1)											
E.(2)											

* Insert detail of higher ranks as necessary.
* * Personnel belonging to a category not provided for in the analysis will be shown in this Col. Particulars will be shown, e.g., 20 U.K. Forces; 10 N.Z. Forces.

PART B.—PARTICULARS OF OFFICERS JOINED OR QUITTED DURING WEEK.

OFFICERS JOINED DURING WEEK

Army No.	Rank.	Name and Initials.	Unit From.	Date.	CAUSE.

OFFICERS QUITTED DURING WEEK.

Army No.	Rank.	Name and Initials.	Unit To.	Date.	CAUSE.

PART C.—DESCRIPTION OF OFFICERS WHOSE RETURN TO ..... (Unit) IS PARTICULARLY REQUESTED. ...../...../194.....

Army No.	Rank.	Name and Initials.	REMARKS (e.g., present whereabouts if known).

AUSTRALIAN WAR MEMORIAL AWM2020.71.90

War Diary.

HQ San 4 Aust Armd Bde ..... Unit

Army Form W.3008
(Adapted) (Page 2)
(Revised Jan., 1943)
1/45 (Serial No.)

PART D.—NOMINAL ROLL OF OFFICERS ON POSTED STRENGTH

At 0600 Hrs. Saturday 6/1/1945 (Total to agree with Columns 4 and 7 of Part A.)

1 Substantive Rank and Higher Temporary Rank if Held.	2 Army Number.	3 Surname.	4 Initials.	5 Posting.	6 Whether present with Unit (insert Yes or No)	7 If not present with Unit, state how employed.	8 Date of Detachment.
Col. (T/BRIG)	NX135	MACARTHUR-ONSLOW	D.	BDE COM	YES.		
LT-COL. (T/COL)	NX33754.	HUXTABLE	C W	BDE 2/C	YES.		
MAJ	WX6512.	TAYLOR.	F.C.	B.M.	YES.		
LT (T/CAPT)	NX537	ALCOCK	J E	DAA & QMG	~~YES~~ NO	HOSPITAL.	
LT (T/CAPT)	NX~~53~~605	BEATTIE	A C.	S.C.	NO	DUTY.	
LT (T/CAPT)	NX102666	JAMES	V.J.	O.C. HQ SQN	~~YES~~ NO	DUTY.	
CAPT	VX51551	MITCHELL	R B	I O	YES.		
LT.	NX13190.	DAVIES.	R.S.	2/C HQ SQN	YES.		
ATTACHED ALLOWED BY WE.							
MAJ.	NX38911.	MILLER	A E.	AEME	NO.	DUTY.	
CAPT	NX~~10~~295	OSBORNE	L F	AALC	YES.		
CAPT	NX20444.	SMITH	S T	AAOC	NO	LEAVE.	
CAPT	SX~~22~~213.	BICE	L H	~~AASC~~	YES		
LT	NX80701	QUINT	R C	AAMC	YES.		
LT.	VX85920	FULLER	E J	AEME	YES.		
LT.	~~VX89065~~	ROWLANDS.	A M	AAAS	NO.	LEAVE	
LT	NX37118	WILLIAMS	A J	AAES	YES.		
SUPERNUMERY TO WE.							
MAJ	NX111866	MORROW	E S.	DAQMG(E)	NO.	DUTY.	

PART E.—NOMINAL ROLL OF OFFICERS ATTACHED FROM OTHER UNITS.

Substantive Rank and Higher Temporary Rank, if Held.	Army Number.	Name and Initials.	Unit.	Date of Attachment.	Nature of Attachment.
CAPT	NZ~~8~~3778	CROSBY-BROWNE	J. P.G.	HQ 9 INF BDE	30/4/43.
CAPT	NX122764	SPARKS		1 AUST ARMD REGT	21/8/44 L.O.
CAPT	NX40153.	FRANKEL	L C	3/5 AUST ARMD REGT	5/11/44 L.O.

6 JAN 1945
Date of Despatch

P W Bennett Lt
Signature of Commander

a.w. 2m bks 7/44

AUSTRALIAN WAR MEMORIAL AWM2020.71.90

Army Form W.3009 (*Adapted*)
(Page 1)
(Revised Jan., 1943.)

FIELD RETURN OF OTHER RANKS

2/45 (Serial No.)

At 0600 Hrs. Saturday 13/1/1945. HQ Sqn 4 Aust Armd Bde (Unit)

W.E. 1/2/12. OFFRS. 7 O.R's. 46 + OFFRS. 9 O.R's. 33 ATT. BY W.E.

Part A. Posted Strength, Surplus or Reinforcements Required.

1	2	3	4	5	6	7	8	9	10
W.E. EXCLUDING ATTACHED.				DETAIL.	ATTACHED ALLOWED BY W.E.				
Reinfts. Required.	Deficient W.E.	Surplus to W.E.	Posted Strength.		Arm or Corps.	Posted Strength.	Surplus to W.E.	Deficient W.E.	Reinfts. Required.
				W.Os. Class I.		1			
			2.	W.Os. Class II.					
			1	Squadron or Company Quartermaster Sgts.					
				Staff Sergeants					
		1	4	Sergeants		4	1	2	
		1	4	Corporals		10		3	3
6	9	3.	28	Troopers, Privates, etc.		12		2	2.
				Civilians counting as O.R.					
6 *	9	3	42 *	Totals of cols. marked * should agree with details shown in Part E on Page 2.		27 *	1	7	5 *

Analysis of Part A to be shown here by ALL units. Only units notified in para. 7 of instructions for compilation of this return will complete analysis of Part B(1) and B(2).

* * Personnel belonging to a category not provided for in the analysis will be shown in this Col Particulars will be shown, e.g., 20 U.K. Forces, 10 N.Z. Forces.

Detail	A.I.F.	C.M.F. Under 19 Years	C.M.F. 19 Years and over.	A.W.A.S.	A.A.M.W.S.	CIVIL	R.A.N.	R.A.A.F.	* *	TOTAL.
A	69						[redacted]	[redacted]		69.
B(1)										
B(2)						[redacted]				

Part B. Other Ranks Attached from Other Units.

Number of O.Rs.	Unit to which they belong	Number of O.Rs.	Unit to which they belong
2.	AASC	2.	2/5 AUST ARMD REGT
2	AAMC.	1	1 AUST ARMD REGT
6	AAOC	1	2/3 FD SQN.
6	AEME.		
2	AALC		
4	AACC		
3	AAAS.		
2	AAES.		

Part C. Other Ranks Included in Part A Detached to Other Units.

Number of O.Rs.	Unit to which detached.	Number of O.Rs.	Unit to which detached.

Part D. Description of Other Ranks Whose Return To.....(Unit) is Particularly Requested. ...../...../194.....

Army No	Rank.	Name and Initials.	REMARKS (e.g., present whereabouts if known).

AUSTRALIAN WAR MEMORIAL AWM2020.71.90

Trade	Establishment	Strength	Deficiency	Surplus	Remarks
AAAA					
Bat Dvr	1	1			
Clerk	1	1			
AAAC					
Fy/Clerk	1	1			
RAP Ord	1	1			
AAAE					
Clerks	2	2			
Mech T V	2	2			
Bat Dvr	2	2			
AAAG					
Boyo	1	1			
Ah Gun	1	-	1		
Clerk	3	3			
Storeman	2	2			
Bat Dvr	1	-	1		
AAAJ					
Clerk	1	1			
Bat Dvr	1	1			
AAAK					
Cooks	3	4			
AAAS					
Clerks	4	2	2		
Bat Dvr	1	1			
AAAU					
Clerk	1	-	1		
Bat Dvr	1	1			
Projectionist	1	1			
RAE					
Bat Dvr	1	-	1		
Total O/Rs Incl Services	70	70	12		

Trade	Establishment	Strength	Deficiency	Surplus	Remarks
AAAA					
Int Duties Opl	1	1			
Bat Dvr	2	2			
Clerk Opl	1	-	1		
AAAC					
Sergeants	4	4		1	
Clerk	1	1			
Clerks	38	34	4		
AAAE					
Clerk Opl	1	-	1		
AAAG					
Clerk	1	1			
Bat Dvr	1	1			
AAAJ					
Cooks	2	1	1		
Opl	1	1			
AAAS					
Clerks	3	1	2		
AAAU					
Project Opl	1	1			
Clerk	1	-	1		
Total WAAAF Incl Services	71	59	5	3	

HQ. SQN. 4 AUST. ARMD. BDE.
Unit

Army Form W.3009
(Adapted) (Page 2)
(Revised Jan., 1943)

2/45 Serial No.

PART E. Detail of Present Strength and Reinforcements required as shown in Part A of Army Form W.3009 at 0600 Hours Saturday 13/1/1945.

Details of Tradesmen. GROUP I.	W.E.	Posted Strength.	Reints. Required.	Details of Tradesmen. GROUP I. (cont.)	W.E.	Posted Strength.	Reints. Required.	Details of Tradesmen. GROUP II. (cont.)	W.E.	Posted Strength.	Reints. Required.	Details of Tradesmen. GROUP III. (cont.)	W.E.	Posted Strength.	Reints. Required.
Ammunition Examiners				Surveyors, Engineering				Operating Room Assts.	4	2	1	G.P.O. Assistants			
Armament Artificer Fitter				Surveyors, R.A.A.				Operator, Keyboard				Hammermen			
Armament Artificer Fitter (Electrical)				Surveyors, Topographical				Operator, Line				Leather Stitchers			
Armament Artificer Fitter (M.V.)				Surveyors, Trigonometrical				Operator, Signal				Orderlies, Nursing			
Armament Artificer Fitter (A.F.V.)				Toolmakers				Operator, Switchboard				Orderlies, Nursing Mental			
Armament Artificer Instrument				Turners				Operator, Wireless				Plate Layers			
Armament Artificer Radio				Watchmakers				Opticians				Rangetakers			
Armament Artificer Signals				Welders				Painters				Riveters			
Armament Artificer Wireless								Panel Beaters				Roughriders			
Artificer, Artillery								Photographer, Dry Plate	1	—	NR	Saddlers			
Artificer, Engine								Predictor Numbers				Saddletree makers			
Blacksmiths								Printers				Shoemaker and Boot Repairer			
Bricklayers								Radiographers				Stevedores			
Computors								Riggers				Stokers, Staty. Engine			
Cooks, Hospital				GROUP II.				Sawyers				Storemen, Technical	1	1	—
Coppersmiths				Armourers				Signallers				Tailors			
Dispensers				Axemen				Signwriters				Textile Refitters			
Draughtsmen				Bakers				Telescope Identfn. Numbers				Tinsmiths			
Draughtsmen (Architectural)				Bty. Comd'rs. Asst.				Well Borers				Vulcanizers			
Draughtsmen (Engineering)				Boilermakers				Wheelers				Wagon Erectors			
Draughtsmen (Mechanical)				Carpenters				Winchman				Whitesmiths			
Draughtsmen (Topographical)				Carpenters and Joiners	1	—	1	Wireman							
Electricians				Cooks				Woodturners							
Electricians (M.V.)				Dental Mechanics											
Electricians (Signals)				Driver-Mech. (Eng. and Med.)											
Fitters				Driver-Operator											
Fitters (Cycle)				Drainers											
Fitters (Electrical)				Electricians											
Fitters (Gun)				Electricians (Engineers)											
Fitters (Instrument)				Fire Control Operators				GROUP III.				DETAILS OF NON-TRADESMEN.			
Fitters (M.V.)				Gun Operator				Battery Surveyors				BATMAN	2	2	-
Fitters, Railway Signal				Hatchman				Butchers	—	1	—	B/DVR	5	5	-
Fitters, Signals				Height Taker				Clerks	8	8	—	DRIVERS MT	12	8	4
Grinder, Precision				Helio Operator				Clerks, Supply				HYGIENE	1	1	
Mechanics, Instrument				Instrument Operator				Clerks, Technical				ORDERLIES	6	5	1
Mechanics, Instrument (Signals)				Intelligence Duties	3	2	NR	Coach Trimmers				STOREMEN	1	1	—
Mechanics, Instrument (Surgical)				Joiners				Concretors				W/DUTIES	1	1	
Mechanics, Radio				Lineman				Cooks				STEWARD	—	1	—
Mechanics, Typewriter				Lineman, Signals				Dental Clerk Orderlies				TPRS	—	2	—
Mechanics, Wireless				Lithographers				Despatch Riders				ATTACHED BY W.E.			
Millwrights				Machinists, Metal				Draughtsmen, Signals				S SM	1	1	
Operators, Excavator				Machinists, Wood				Drivers, H.T.				SQMS	1	1	
Pattern Maker				Masons				Driver Mechanics	1	1	—	TPT SGT	1	1	
Pharmacist				Masseurs				Driver Tptn. Plant							
Photographer, Wet Plate				Mechanics, M.T.				Engine Hands, I.C.							
Photowriter				Miners				Equipment Repairers							
Plumber				Moulders				Farriers							
Saw Doctors				Nurses, Trained				Fitters' Mates							
Surveyors				Observation Post Assts.				Gun Layers							
CARRIED FORWARD				CARRIED FORWARD	4	2	1	CARRIED FORWARD	14	12	1	Totals of columns marked * to agree with columns 4 and 7, and 1 and 10 of Part A. respectively.	46	*42	*6

NOTES.—(a) If rank other than private is involved give details on back.
(b) Authorised trades or specialists not included in list will be added as required in spaces provided.
(c) Where A.W.A.S. and/or A.A.M.W.S. personnel are desired show details on back.
(d) Where replacement not desired note accordingly on return by insertion of N.R. in col. "Reints. Required."
(e) Where any request or notation is made on back of form, the words "See Back" should be written in one of the blank spaces on this page.

13.1.45.
Date of Despatch

Signature of Commander

L.H.Q. Press—516—10/43—416m.

AUSTRALIAN WAR MEMORIAL AWM2020.71.90

PERSONNEL POSTED IN ACCORDANCE WITH GRO 187/44

No	Rank	Name	Trade		Special Qual	Mod Class
SX23324	Cpl	Marshall	V R	-	Steward	A1
NX44056	Sgt	Russell	T A E	-	Clerk	A1
VX66734	Sgt	Hocking	F C	-	Clerk	A1

Army Form W.3008
(Adapted) (Page 1)
(Revised Jan., 1943)

FIELD RETURN OF OFFICERS

2/45 (Serial No.)

At 0600 Hrs. Saturday 3/1/1945. HQ Sqn 4 Aust Armd Bde (Unit)

W.E. 12/2. OFFRS. 7 O.R's. 46 + OFFRS. 9 O.R's. 33. ATT. BY W.E.

PART A.—POSTED STRENGTH, SURPLUS OR REINFORCEMENTS REQUIRED.

1	2	3	4	5	6	7	8	9	10
W.E. EXCLUDING ATTACHED.				DETAIL.	ATTACHED ALLOWED BY W.E.				
Rein'fts Required.	Deficient W.E.	Surplus to W.E.	Posted Strength.		Arm or Corps.	Posted Strength.	Surplus to W.E.	Deficient W.E.	Rein'fts Required.
			1	BRIGADIERS. *					
		1	1	COLONELS. *					
				Lieut.-Colonels					
			1	Majors		2.			
			4.	Captains		2		2	
			1	Lieutenants		5	2		
				Quarter-masters					
				A.A.N.S. and A.A.M.W.S. Offrs.					
				Civilians Counting as Offrs.					
		1	8.	A. CLASS		9	2	2	

DETAIL			C.M.F.	A.W.A.S.	A.A.N.S.	A.A.M.W.S.	CIVIL.	R.A.N.	R.A.A.F.	* *	TOTAL.
A.		7									17.
E.(1)											
E.(2)											

Analysis of Part A to be shown here by ALL units. Only units notified in para. 10 of instructions for compilation of form will complete Part E(1) & E(2).

* Insert detail of higher ranks as necessary.
* * Personnel belonging to a category not provided for in the analysis will be shown in this Col. Particulars will be shown, e.g., 20 U.K. Forces; 10 N.Z. Forces.

PART B.—PARTICULARS OF OFFICERS JOINED OR QUITTED DURING WEEK.

OFFICERS JOINED DURING WEEK

Army No.	Rank.	Name and Initials.	Unit From.	Date.	CAUSE.

OFFICERS QUITTED DURING WEEK.

Army No.	Rank.	Name and Initials.	Unit To.	Date.	CAUSE.

PART C.—DESCRIPTION OF OFFICERS WHOSE RETURN TO ..... (Unit) IS PARTICULARLY REQUESTED. ...../...../194.....

Army No.	Rank.	Name and Initials.	REMARKS (e.g., present whereabouts if known).

AUSTRALIAN WAR MEMORIAL AWM2020.71.90

HQ. SQN. 4 AUST. ARMD. BDE. Unit

Army Form W.3008
(Adapted) (Page 2)
(Revised Jan., 1943)
2 / 45 Serial No.)

PART D.—NOMINAL ROLL OF OFFICERS ON POSTED STRENGTH

At 0600 Hrs. Saturday 13 / 1 / 1945 (Total to agree with Columns 4 and 7 of Part A.)

1	2	3	4	5	6	7	8
Substantive Rank and Higher Temporary Rank if Held.	Army Number.	Surname.	Initials.	Posting.	Whether present with Unit (insert Yes or No)	If not present with Unit, state how employed.	Date of Detachment.
COL. (T/BRIG)	Nx135	MACARTHUR-ONSLOW	D.	BDE COM	YES.		
LT. COL. (T/COL.)	Nx33754	HUXTABLE	CW	BDE 2 I/C.	YES		
MAJ	Vx6542.	TAYLOR	F.C.	BM	YES.		
LT (T/CAPT)	Nx537	ALCOCK	JE.	DAA & QMG	YES.		
LT (T/CAPT)	Nx123605	BEATTIE	AC	S.C.	NO	DUTY.	
LT T/CAPT	Vx102666	JAMES	V.J.	OC HQ SQN	NO	DUTY.	
CAPT	Vx51551.	MITCHELL	R.B	IO	YES.		
LT	Nx73190	DAVIES	R.S.	2 I/C HQ SQN	YES.		
ATTACHED ALLOWED BY WE.							
MAJ	Nx38911	MILLER	AE	AEME	YES.		
CAPT.	Nx76295	OSBORNE	L.F.	LEG. OFF	YES.		
CAPT	Nx20444	SMITH	S.T.	AAOC	YES.		
CAPT	Sx22313.	BICE	LH	AASC	NO	LEAVE.	
LT	Nx80701.	QUINT	RC	AAMC	YES.		
LT	Vx85920	FULLER	EJ	AEME.	YES		
LT.	Vx89085	ROWLANDS	AM	AAAS	YES.		
LT.	Wx37118	WILLIAMS	AJ	AAES	YES		
SUPERNUMERY TO WE.							
MAJ.	Nx111866	MORROW	ES.	DAQMG(E)	NO	DUTY.	

PART E.—NOMINAL ROLL OF OFFICERS ATTACHED FROM OTHER UNITS.

Substantive Rank and Higher Temporary Rank, if Held.	Army Number.	Name and Initials.	Unit.	Date of Attachment.	Nature of Attachment.
CAPT	N278378	CROSBY-BROWNE	J.	HQ 9 Inf Bde	30/4/43
CAPT	Nx122764	SPARKS	P.G.	1 Aust Armd Regt.	2/8/44 L.O.
CAPT	Nx40153	FRANKEL	LC	2/5 Aust Armd Regt	5/11/44 L.O.

13-1-45
Date of Despatch

S.W. Barnett Lt
Signature of Commander

a.w. 2m bks 7/44

AUSTRALIAN WAR MEMORIAL AWM2020.71.90

Army Form W.3009 (*Adapted*)
(Page 1)
(Revised Jan., 1943.)

FIELD RETURN OF OTHER RANKS

3/45 (Serial No.)

At 0600 Hrs. Saturday 20/1/1945. HQ. SQN. 4 AUST. ARMD. BDE. (Unit)

W.E. 1/2a/2. OFFRS. 7 O.R's. 46+ OFFRS. 9 O.R's. 33 ATT. BY W.E.

Part A. Posted Strength, Surplus or Reinforcements Required.

1	2	3	4	5	6	7	8	9	10
W.E. EXCLUDING ATTACHED.				DETAIL.	ATTACHED ALLOWED BY W.E.				
Reinfts. Required.	Deficient W.E.	Surplus to W.E.	Posted Strength.		Arm or Corps.	Posted Strength.	Surplus to W.E.	Deficient W.E.	Reinfts. Required.
				W.Os. Class I.		1			
			2	W.Os. Class II.					
			1	Squadron or Company Quartermaster Sgts.					
				Staff Sergeants					
		1	4	Sergeants		4	1	2	2
		1	7	Corporals		10		3	3
7	9	5	28	Troopers, Privates, etc.		12		2	2
				Civilians counting as O.R.					
7 *	9	5	42 *	Totals of cols. marked * should agree with details shown in Part E on Page 2.		27 *	1	7	7*

Analysis of Part A to be shown here by ALL units. Only units notified in para. 7 of instructions for compilation of this return will complete analysis of Part B(1) and B(2).

* * Personnel belonging to a category not provided for in the analysis will be shown in this Col Particulars will be shown, e.g., 20 U.K. Forces, 10 N.Z. Forces.

Detail	"A" A.T.P.	C.M.F. Under 19 Years	C.M.F. 19 Years and over.	A.W.A.S.	A.A.M.W.S.	CIVIL	R.A.N.	R.A.A.F.	* *	TOTAL.
A	Class 69						[redacted]	[redacted]		69
B(1)										
B(2)						[redacted]				

Part B. Other Ranks Attached from Other Units.

Number of O.Rs.	Unit to which they belong	Number of O.Rs.	Unit to which they belong
2	AASC	1	2/5 Armd Regt
2	AAMC	1	1 Aust Armd Regt
6	AACC	1	2/3 Fd Sqn RAE
6	AEME		
2	AALC		
4	AACC		
3	AAAS		
2	AAES		

Part C. Other Ranks Included in Part A Detached to Other Units.

Number of O.Rs.	Unit to which detached.	Number of O.Rs.	Unit to which detached.

Part D. Description of Other Ranks Whose Return To.....(Unit) is Particularly Requested. ...../...../194.....

Army No	Rank.	Name and Initials.	REMARKS (e.g., present whereabouts if known).

AUSTRALIAN WAR MEMORIAL AWM2020.71.90

PERSONNEL POSTED IN ACCORDANCE WITH GRO A187/44

No	Rank	Name	Trade	Special Qualification	Med Class
SX23324	Cpl	MARSHALL V. R.	-	Steward	AI
NX44056	Sgt	RUSSELL T. A. E.	-	Cook	AI
VX66734	Sgt	HOCKING F. G.	-	Clerk	AI

HQ. SQN. 4 AUST. ARMD. BDE.

.....Unit

Army Form W.3009
(Adapted) (Page 2)
(Revised Jan., 1943)

3 / 45 Serial No.

PART E. Detail of Present Strength and Reinforcements required as shown in Part A of Army Form W.3009 at 0600 Hours Saturday 20 / 1 / 1945.

Details of Tradesmen. GROUP I.	W.E.	Posted Strength.	Reints. Required.	Details of Tradesmen. GROUP I. (cont.)	W.E.	Posted Strength.	Reints. Required.	Details of Tradesmen. GROUP II. (cont.)	W.E.	Posted Strength.	Reints. Required.	Details of Tradesmen. GROUP III. (cont.)	W.E.	Posted Strength.	Reints. Required.
Ammunition Examiners				Surveyors, Engineering				Operating Room Assts.				G.P.O. Assistants			
Armament Artificer Fitter				Surveyors, R.A.A.				Operator, Keyboard				Hammermen			
Armament Artificer Fitter (Electrical)				Surveyors, Topographical				Operator, Line				Leather Stitchers			
Armament Artificer Fitter (M.V.)				Surveyors, Trigonometrical				Operator, Signal				Orderlies, Nursing			
Armament Artificer Fitter (A.F.V.)				Toolmakers				Operator, Switchboard				Orderlies, Nursing Mental			
Armament Artificer Instrument				Turners				Operator, Wireless				Plate Layers			
Armament Artificer Radio				Watchmakers				Opticians				Rangetakers			
Armament Artificer Signals				Welders				Painters				Riveters			
Armament Artificer Wireless								Panel Beaters				Roughriders			
Artificer, Artillery								Photographer, Dry Plate	1	-	nr	Saddlers			
Artificer, Engine								Predictor Numbers				Saddletree makers			
Blacksmiths								Printers				Shoemaker and Boot Repairer			
Bricklayers								Radiographers				Stevedores			
Computors								Riggers				Stokers, Staty. Engine			
Cooks, Hospital				GROUP II.				Sawyers				Storemen, Technical	1	1	-
Coppersmiths				Armourers				Signallers				Tailors			
Dispensers				Axemen				Signwriters				Textile Refitters			
Draughtsmen				Bakers				Telescope Identfn. Numbers				Tinsmiths			
Draughtsmen (Architectural)				Bty. Comd'rs. Asst.				Well Borers				Vulcanizers			
Draughtsmen (Engineering)				Boilermakers				Wheelers				Wagon Erectors			
Draughtsmen (Mechanical)				Carpenters				Winchman				Whitesmiths			
Draughtsmen (Topographical)				Carpenters and Joiners	1	-	1	Wireman							
Electricians				Cooks				Woodturners							
Electricians (M.V.)				Dental Mechanics											
Electricians (Signals)				Driver-Mech. (Eng. and Mcd.)											
Fitters				Driver-Operator											
Fitters (Cycle)				Drainers											
Fitters (Electrical)				Electricians											
Fitters (Gun)				Electricians (Engineers)											
Fitters (Instrument)				Fire Control Operators				GROUP III.				DETAILS OF NON-TRADESMEN.			
Fitters (M.V.)				Gun Operator				Battery Surveyors				Batmen	2	2	
Fitters, Railway Signal				Hatchman				Butchers	-	1	-	Bat/Dvr	5	5	-
Fitters, Signals				Height Taker				Clerks	8	8	1	Dvr MT	12	8	4
Grinder, Precision				Helio Operator				Clerks, Supply				Hygiene	1	1	
Mechanics, Instrument				Instrument Operator				Clerks, Technical				Orderlies	6	5	1
Mechanics, Instrument (Signals)				Intelligence Duties	3	2	nr	Coach Trimmers				Storeman	1	1	
Mechanics, Instrument (Surgical)				Joiners				Concretors				W/Dutyman	1	1	
Mechanics, Radio				Lineman				Cooks				Steward	-	1	-
Mechanics, Typewriter				Lineman, Signals				Dental Clerk Orderlies				Tprs	-	2	-
Mechanics, Wireless				Lithographers				Despatch Riders				ATTACHED BY WE.			
Millwrights				Machinists, Metal				Draughtsmen, Signals				S S M	1	1	-
Operators, Excavator				Machinists, Wood				Drivers, H.T.				S Q M S	1	1	-
Pattern Maker				Masons				Driver Mechanics	1	1	-	Tpt Sgt	1	1	-
Pharmacist				Masseurs				Driver Tptn. Plant							
Photographer, Wet Plate				Mechanics, M.T.				Engine Hands, I.C.							
Photowriter				Miners				Equipment Repairers							
Plumber				Moulders				Farriers							
Saw Doctors				Nurses, Trained				Fitters' Mates							
Surveyors				Observation Post Assts.				Gun Layers							
CARRIED FORWARD				CARRIED FORWARD	4	2	1	CARRIED FORWARD	14	12	2	Totals of columns marked * to agree with columns 4 and 7, and 1 and 10 of Part A. respectively.	46	42 *	7 *

NOTES.—(a) If rank other than private is involved give details on back.
(b) Authorised trades or specialists not included in list will be added as required in spaces provided.
(c) Where A.W.A.S. and/or A.A.M.W.S. personnel are desired show details on back.
(d) Where replacement not desired note accordingly on return by insertion of N.R. in col. "Reints. Required."
(e) Where any request or notation is made on back of form, the words "See Back" should be written in one of the blank spaces on this page.

20/1/45
Date of Despatch

G W Barnett Lt
Signature of Commander

L.H.Q. Press—516—10/43—416m.

AUSTRALIAN WAR MEMORIAL AWM2020.71.90

SERVICES

Trade	WE	PS	Reinfts Req
B/Fwd	46	42	7
AASC			
Bat Dvr	1	1	
Clerks	1	1	
AAMC			
Bat Dvr	1	1	
RAP Orderly	1	1	
Hygiene	1	-	1
AEME			
Clerks	2	2	
Mech MV	2	2	
Bat Dvr	2	2	
AACC.			
BOWO	1	1	
Amn Exam	1	-	1
Clerks	3	3	
Storeman	2	2	
Bat Dvr	1	-	1
AALC			
Clerk	1	1	
Bat Dvr	1	1	
AACC			
Cooks	3	4	
AAAS			
Clerks	4	2	2
Bat Dvr	1	1	
AAES			
Clerk	1	-	1
Bat Dvr	1	1	
Projectionist	1	1	
RAE			
Bat Dvr	1	-	1
Total O/R's Incl Services.	79	69	14

DISTRIBUTION OF NCO'S

Trade		WE	PS	BEF	SURP.
S S M	WOII	1	1		
Clerks	WOII	1	1		
	Sgt	1	2		1
	Cpl	3	3		
SQMS	S/Sgt	1	1		
Int Duties	Sgt	1	1		
	Cpl	1	1		
Tpt Sgt	Sgt	1	1		
Dvr MT	Cpl	2	2		
Steward	Cpl	-	1	-	1
SERVICES.					
AASC					
Clerk	Cpl	1	1		
AAMC					
Hygiene	Cpl	1	-	1	
RAP Orderly	Cpl	1	1		
AACC					
BOWO	WO I	1	1		
Amn Exam	Sgt	1	-	1	
Clerk	Sgt	1	1		
	Cpl	1	1		
Storeman	Cpl	1	1		
AEME					
Mech MV	Cpl	1	1		
Clerk	Sgt	1	1		
	Cpl	1	1		
AALC					
Clerk	Cpl	1	1		
AACC					
Cook	Sgt	-	1	-	1
	Cpl	1	1		
AAAS					
Clerks	Sgt	1	1		
	Cpl	3	1	2	
AAES					
Projectionist	Cpl	1	1		
Clerk	Sgt	1	-	1	
Total NCO&s Incl Services.		31	29	5	3

Army Form W.3008
(Adapted) (Page 1)
(Revised Jan., 1943)

3 / 45 (Serial No.)

FIELD RETURN OF OFFICERS

At 0600 Hrs. Saturday 20 / 1 / 1945. HQ. SQN. 4 AUST. ARMD. BDE. (Unit)

W.E. 1 / 2A / 2. OFFRS. 7 O.R's. 46 + OFFRS. 9 O.R's. 33 ATT. BY W.E.

PART A.—POSTED STRENGTH, SURPLUS OR REINFORCEMENTS REQUIRED.

1	2	3	4	5	6	7	8	9	10
W.E. EXCLUDING ATTACHED.				DETAIL.	ATTACHED ALLOWED BY W.E.				
Rein'fts Required.	Deficient W.E.	Surplus to W.E.	Posted Strength.		Arm or Corps.	Posted Strength.	Surplus to W.E.	Deficient W.E.	Rein'fts Required.
			1	Brigadier *					
		1	1	Colonel *					
				Lieut.-Colonels					
		1	2	Majors		1			
			4	Captains		3		1	
			1	Lieutenants		3	1	2	
				Quarter-masters					
				A.A.N.S. and A.A.M.W.S. Offrs.					
				Civilians Counting as Offrs.					
		2	9			7	1	3	

Analysis of Part A to be shown here by ALL units. Only units notified in para. 10 of instructions for compilation of form will complete Part E(1) & E(2).

DETAIL		A.I.F.	C.M.F.	A.W.A.S.	A.A.N.S.	A.A.M.W.S.	CIVIL.	R.A.N.	R.A.A.F.	* *	TOTAL.
A.		"A" Class 16									16
E.(1)											
E.(2)											

* Insert detail of higher ranks as necessary.
* * Personnel belonging to a category not provided for in the analysis will be shown in this Col. Particulars will be shown, e.g., 20 U.K. Forces; 10 N.Z. Forces.

PART B.—PARTICULARS OF OFFICERS JOINED OR QUITTED DURING WEEK.

OFFICERS JOINED DURING WEEK

Army No.	Rank.	Name and Initials.	Unit From.	Date.	CAUSE.

OFFICERS QUITTED DURING WEEK.

Army No.	Rank.	Name and Initials.	Unit To.	Date.	CAUSE.

PART C.—DESCRIPTION OF OFFICERS WHOSE RETURN TO ..... (Unit) IS PARTICULARLY REQUESTED. ...../...../194.....

Army No.	Rank.	Name and Initials.	REMARKS (e.g., present whereabouts if known).

AUSTRALIAN WAR MEMORIAL AWM2020.71.90

War Diary

HQ SQN 4 AUST ARMD BDE *Unit*

Army Form W.3008
(Adapted) (Page 2)
(Revised Jan., 1943)
3 / 45 (Serial No.)

PART D.—NOMINAL ROLL OF OFFICERS ON POSTED STRENGTH

At 0600 Hrs. Saturday 20 / 1 /194 5 (Total to agree with Columns 4 and 7 of Part A.)

1 Substantive Rank and Higher Temporary Rank if Held.	2 Army Number.	3 Surname.	4 Initials.	5 Posting.	6 Whether present with Unit (insert Yes or No)	7 If not present with Unit, state how employed.	8 Date of Detachment.
Col							
T/Brig	NX 135	MACARTHUR ONSLOW	D	BDE COMD	YES		
Lt/Col T/Col	WX33754	HUXTABLE	C.W.	2 i/c	YES		
Maj	VX 6542	TAYLOR	F.C.	B M	YES		
Lt T/Capt	NX537	ALCOCK	J.E.	DAA & Q MG	YES		
Lt T/Capt	NX123605	BEATTIE	A.C.	S C	NO	DUTY	
Lt T/Capt	VX102666	JAMES	V.J.	CC HQ SQN	NO	DUTY	
Capt	VX51551	MITCHELL	R.B.	I O	YES		
Lt	NX73190	DAVIES	R.S.	2 i/c HQSQN	YES		
Capt T/Maj	NX111866	MORROW	E.S.	DAQMG (E)	YES		
ATTACHED ALLOWED BY W E							
Maj	VX38911	MILLER	A.E.	AEME	YES		
Capt.	NX76295	OSBORNE	L.F.	AALC	YES		
Capt.	NX20444	SMITH	S.T.	AACC	YES		
Capt.	SX22313	BICE	L.H.	AASC	NO	LEAVE.	
Lt.	NX80701	QUINT	R.C.	AAMC	YES		
Lt.	VX85920	FULLER	E.J.	AEME	YES		
Lt.	WX37118	WILLIAMS	A.J.	AAES	YES		

PART E.—NOMINAL ROLL OF OFFICERS ATTACHED FROM OTHER UNITS.

Substantive Rank and Higher Temporary Rank, if Held.	Army Number.	Name and Initials.	Unit.	Date of Attachment.	Nature of Attachment.
Capt	NZ78378	CROSBY-BROWNE J.	HQ 9 Inf Bde	30/4/43.	
Capt.	NX122764	SPARKS P.G.	1 Aust Armd Regt	2/8/44	L O
Capt.	NX140153	FRANKEL L.C.	2/5 Aust Armd Regt	5/11/44.	L O

20 JAN 1945
Date of Despatch

P.W. Barnett Lt
Signature of Commander

a.w. 2m bks 7/44

AUSTRALIAN WAR MEMORIAL AWM2020.71.90

War Diary

Army Form W.3009 *(Adapted)*
(Page 1)
(Revised Jan., 1943.)

FIELD RETURN OF OTHER RANKS

4/45 (Serial No.)

At 0600 Hrs. Saturday 27/1/1945. HQ SON 4 AUST ARMD BDE SERVICES. (Unit)

W.E. 1/2a/2. OFFRS. 7 O.R's 46+ OFFRS. 9 O.R's 33 ATT. BY W.E. LWOP (a) Active Strength NIL

(b) "X" List NIL

Part A. Posted Strength, Surplus or Reinforcements Required.

1	2	3	4	5	6	7	8	9	10
W.E. EXCLUDING ATTACHED.				DETAIL.	ATTACHED ALLOWED BY W.E.				
Reinfts. Required.	Deficient W.E.	Surplus to W.E.	Posted Strength.		Arm or Corps.	Posted Strength.	Surplus to W.E.	Deficient W.E.	Reinfts. Required.
				W.Os. Class I.		1			
			2	W.Os. Class II.					
			1	Squadron or Company Quartermaster Sgts.					
				Staff Sergeants					
		1	4	Sergeants		4	1	2	2
		1	7	Corporals		10		3	3
7	8	2	26	Troopers, Privates, etc.		12		2	2
				Civilians counting as O.R.					
7 *	8	4	42 *	Totals of cols. marked * should agree with details shown in Part E on Page 2.		27 *	1	7	7 *

Analysis of Part A to be shown here by ALL units. Only units notified in para. 7 of instructions for compilation of this return will complete analysis of Part B(1) and B(2).

* * Personnel belonging to a category not provided for in the analysis will be shown in this Col. Particulars will be shown, e.g., 20 U.K. Forces, 10 N.Z. Forces.

Detail	"A" A.I.P.	C.M.F. Under 19 Years	C.M.F. 19 Years and over	A.W.A.S.	A.A.M.W.S.	CIVIL	R.A.N.	R.A.A.F.	* *	TOTAL.
A	69						[redacted]	[redacted]		69
B(1)										
B(2)						[redacted]				

Part B. Other Ranks Attached from Other Units.

Number of O.Rs.	Unit to which they belong	Number of O.Rs.	Unit to which they belong
2	AAOC	1	2/5 Armd Regt
2	AAOC	1	1 Aust Armd Regt
6	AAOC		
6	AMTE		
2	AATC		
4	AASC		
3	AAES		
2	AAES		

Services shown here because of inadequacy of Part A Col 6.

Part C. Other Ranks Included in Part A Detached to Other Units.

Number of O.Rs.	Unit to which detached.	Number of O.Rs.	Unit to which detached.

Part D. Description of Other Ranks Whose Return To.....(Unit) is Particularly Requested. ...../...../194.....

Army No	Rank.	Name and Initials.	REMARKS (e.g., present whereabouts if known).

AUSTRALIAN WAR MEMORIAL AWM2020.71.90

PERSONNEL POSTED IN ACCORDANCE WITH GRO A187/44

No.	Rank	Name.	Trade	Special Q uals.	Med Class.
SX23324	Cpl	MARSHALL V. R.	-	Steward	AI
NX44056	Sgt	RUSSELL T. A. E.	-	Cook	AI
VX66734	Sgt	HOCKING F. G.	-	Clerk.	AI

HQ. SON. 4 AUST. ARMD. BDE. ..... Unit

Army Form W.3009
(Adapted) (Page 2)
(Revised Jan., 1943)

4 / 45 Serial No.

PART E. Detail of Present Strength and Reinforcements required as shown in Part A of Army Form W.3009 at 0600 Hours Saturday / /194 .

Details of Tradesmen. GROUP I.	W.E.	Posted Strength.	Reints. Required.	Details of Tradesmen. GROUP I. (cont.)	W.E.	Posted Strength.	Reints. Required.	Details of Tradesmen. GROUP II. (cont.)	W.E.	Posted Strength.	Reints. Required.	Details of Tradesmen. GROUP III. (cont.)	W.E.	Posted Strength.	Reints. Required.
Ammunition Examiners				Surveyors, Engineering				Operating Room Assts.				G.P.O. Assistants			
Armament Artificer Fitter				Surveyors, R.A.A.				Operator, Keyboard				Hammermen			
Armament Artificer Fitter (Electrical)				Surveyors, Topographical				Operator, Line				Leather Stitchers			
Armament Artificer Fitter (M.V.)				Surveyors, Trigonometrical				Operator, Signal				Orderlies, Nursing			
Armament Artificer Fitter (A.F.V.)				Toolmakers				Operator, Switchboard				Orderlies, Nursing Mental			
Armament Artificer Instrument				Turners				Operator, Wireless				Plate Layers			
Armament Artificer Radio				Watchmakers				Opticians				Rangetakers			
Armament Artificer Signals				Welders				Painters				Riveters			
Armament Artificer Wireless								Panel Beaters				Roughriders			
Artificer, Artillery								Photographer, Dry Plate	1	1		Saddlers			
Artificer, Engine								Predictor Numbers				Saddletree makers			
Blacksmiths								Printers				Shoemaker and Boot Repairer			
Bricklayers								Radiographers				Stevedores			
Computors								Riggers				Stokers, Staty. Engine			
Cooks, Hospital				GROUP II.				Sawyers				Storemen, Technical	1	1	-
Coppersmiths				Armourers				Signallers				Tailors			
Dispensers				Axemen				Signwriters				Textile Refitters			
Draughtsmen				Bakers				Telescope Identfn. Numbers				Tinsmiths			
Draughtsmen (Architectural)				Bty. Comd's. Asst.				Well Borers				Vulcanizers			
Draughtsmen (Engineering)				Boilermakers				Wheelers				Wagon Erectors			
Draughtsmen (Mechanical)				Carpenters				Winchman				Whitesmiths			
Draughtsmen (Topographical)				Carpenters and Joiners	1	-	1	Wireman							
Electricians				Cooks				Woodturners							
Electricians (M.V.)				Dental Mechanics											
Electricians (Signals)				Driver-Mech. (Eng. and Med.)											
Fitters				Driver-Operator											
Fitters (Cycle)				Drainers											
Fitters (Electrical)				Electricians											
Fitters (Gun)				Electricians (Engineers)											
Fitters (Instrument)				Fire Control Operators				GROUP III.				DETAILS OF NON-TRADESMEN.			
Fitters (M.V.)				Gun Operator				Battery Surveyors				Batman	2	2	
Fitters, Railway Signal				Hatchman				Butchers	-	1	-	Bat/Dvr	5	5	
Fitters, Signals				Height Taker				Clerks	8	8	1	Dvr MT	12	8	4
Grinder, Precision				Helio Operator				Clerks, Supply				Fyt Sme	1	1	
Mechanics, Instrument				Instrument Operator				Clerks, Technical				W/Butman	1	1	
Mechanics, Instrument (Signals)				Intelligence Duties	3	2	nil	Coach Trimmers				Orderlies	6	5	1
Mechanics, Instrument (Surgical)				Joiners				Concretors				Storeman	1	1	
Mechanics, Radio				Lineman				Cooks				Steward	-	1	-
Mechanics, Typewriter				Lineman, Signals				Dental Clerk Orderlies				Appr	-	1	-
Mechanics, Wireless				Lithographers				Despatch Riders				ATTACHED BY W.E.			
Millwrights				Machinists, Metal				Draughtsmen, Signals				C S M	1	1	
Operators, Excavator				Machinists, Wood				Drivers, H.T.				RQMS	1	1	
Pattern Maker				Masons				Driver Mechanics	1	1	-	Tpt Sgt	1	1	
Pharmacist				Masseurs				Driver Tptn. Plant							
Photographer, Wet Plate				Mechanics, M.T.				Engine Hands, I.C.							
Photowriter				Miners				Equipment Repairers							
Plumber				Moulders				Farriers							
Saw Doctors				Nurses, Trained				Fitters' Mates							
Surveyors				Observation Post Assts.				Gun Layers							
CARRIED FORWARD				CARRIED FORWARD	4	2	1	CARRIED FORWARD	14	13	2	Totals of columns marked * to agree with columns 4 and 7, and 1 and 10 of Part A. respectively.	46	42 *	7 *

NOTES.—(a) If rank other than private is involved give details on back.
(b) Authorised trades or specialists not included in list will be added as required in spaces provided.
(c) Where A.W.A.S. and/or A.A.M.W.S. personnel are desired show details on back.
(d) Where replacement not desired note accordingly on return by insertion of N.R. in col. "Reints. Required."
(e) Where any request or notation is made on back of form, the words "See Back" should be written in one of the blank spaces on this page.

27 JAN 1945
Date of Despatch

J.K. Bennett Lt.
Signature of Commander

L.H.Q. Press—1745—11/44—104m.

AUSTRALIAN WAR MEMORIAL AWM2020.71.90

SERVICES.

Trade	W	EPS	Reinfts Req.
D/Twd	46	42	7
AASC			
Bat Dvr	1	1	
Clerks	1	1	
AAMC			
Bat Dvr	1	1	
RAP Orderly	1	1	
Hygi ene	1	-	1
AEME			
Clerks	2	2	
Mech MV	2	2	
Bat Dvr	2	2	
AACO			
BQMS	1	1	
Asm Exam	1	-	1
Clerks	3	3	
Storeman	2	2	
Bat Dvr	1	-	1
AAIC			
Cl erk	1	1	
Bat Dvr	1	1	
AACC			
Cooks	3	4	
AAAS			
Clerks	4	2	2
Bat Dvr	1	1	
AAES.			
Clerk	1	-	1
Bat Dvr	1	1	
Projectio nist	1	1	
RAE			
Bat Dvr	1	-	1
Total O/R'S Incl Services.	79	69	14.

DISTRIBUTION. OF NCO'S

Trade	Rank	WE	PS	DEP	SUR.
S S M	WOII	1	1		
Clerks	WOII	1	1		
	Sgt	1	2		1
	Cpl	3	3		
SQMS	a/Sgt	1	1		
Int Duties	Sgt	1	1		
	Cpl	1	1		
Tot	Sgt	1	1		
Dvr MT	Cpl	2	2		
Steward	Cp l	-	1	-	1
SERVICES.					
AASC.					
Clerk	Cpl	1	1		
AAMC					
Hygiene	Cpl	1	-	1	
RAP Orderly	Cpl	1	1		
AAQI					
BQMS	WOI	1	1		
Asm Exam	Sgt	1	-	1	
Clerk	Sgt	1	1		
	Cpl	1	1		
Storeman	Cpl	1	1		
AEME					
Mech MV	Cpl	1	1		
Cl erk	Sgt	1	1		
	Cpl	1	1		
AAIC					
Clerk	Cpl	1	1		
AACC					
Cook	Sgt	-	1	-	1
	Cpl	1	1		
AAAS					
Clerks	Sgt	1	1		
	Cp l	3	1	2	
AAES					
Projectionist	Cpl	1	1		
Cl erk	Sgt	1	-	1	
Total NCO's Incl Services.		31	29	5	3

Army Form W.3008
(Adapted) (Page 1)
(Revised Jan., 1943)

FIELD RETURN OF OFFICERS

4 / 45 (Serial No.)

At 0600 Hrs. Saturday 27 / 1 / 1945. HQ SON 4 AUST ARMD BDE (Unit)

W.E. 1 / 2a / 2. OFFRS. 7 O.R's. 46 + OFFRS. 9 O.R's. 33 ATT. BY W.E.

PART A.—POSTED STRENGTH, SURPLUS OR REINFORCEMENTS REQUIRED.

1	2	3	4	5	6	7	8	9	10
W.E. EXCLUDING ATTACHED.				DETAIL.	ATTACHED ALLOWED BY W.E.				
Rein'fts Required.	Deficient W.E.	Surplus to W.E.	Posted Strength.		Arm or Corps.	Posted Strength.	Surplus to W.E.	Deficient W.E.	Rein'fts Required.
			1	Brigadier.*					
		1	1	Colonel. *					
				Lieut.-Colonels					
		1	2	Majors		1			
			4	Captains		4		1	
			1	Lieutenants		2		18	
				Quarter-masters					
				A.A.N.S. and A.A.M.W.S. Offrs.					
				Civilians Counting as Offrs.					
		2	9			7		2	

Analysis of Part A to be shown here by ALL units. Only units notified in para. 10 of instructions for compilation of form will complete Part E(1) & E(2).

DETAIL		A.L.F.	C.M.F.	A.W.A.S.	A.A.N.S.	A.A.M.W.S.	CIVIL.	R.A.N.	R.A.A.F.	* *	TOTAL.
A.		"A" Class. 16									16
E.(1)											
E.(2)											

* Insert detail of higher ranks as necessary.
* * Personnel belonging to a category not provided for in the analysis will be shown in this Col. Particulars will be shown, e.g., 20 U.K. Forces; 10 N.Z. Forces.

PART B.—PARTICULARS OF OFFICERS JOINED OR QUITTED DURING WEEK.

OFFICERS JOINED DURING WEEK

Army No.	Rank.	Name and Initials.	Unit From.	Date.	CAUSE.
NX68201	CAPT.	KEMP W.A.	2/5 Aust Armd Regt W/Shops.	18/1/45	LHQ 9494 20/1/45.

OFFICERS QUITTED DURING WEEK.

Army No.	Rank.	Name and Initials.	Unit To.	Date.	CAUSE.
VX85920	LT	FULLER E. J.	A.E.M.E. 2/5 Aust Armd Regt W/Shops.	18/1/45	LHQ 9494 20/1/45.

PART C.—DESCRIPTION OF OFFICERS WHOSE RETURN TO ..... (Unit) IS PARTICULARLY REQUESTED. ... / ... /194...

Army No.	Rank.	Name and Initials.	REMARKS (e.g., present whereabouts if known).

AUSTRALIAN WAR MEMORIAL AWM2020.71.90

HQ SQN. 4 AUST. ARMD BDE ..... Unit

Army Form W.3008
(Adapted) (Page 2)
(Revised Jan., 1943)

4 /45 (Serial No.)

PART D.—NOMINAL ROLL OF OFFICERS ON POSTED STRENGTH

At 0600 Hrs. Saturday 27 / 1 /194.5 (Total to agree with Columns 4 and 7 of Part A.)

1 Substantive Rank and Higher Temporary Rank if Held.	2 Army Number.	3 Surname.	4 Initials.	5 Posting.	6 Whether present with Unit (insert Yes or No)	7 If not present with Unit, state how employed.	8 Date of Detachment.
ol T/Brig	NX 135	MACARTHUR ONSLOW	D.	BDE COMD	NO	DUTY	
t-Col T/Col	WX33754	HUXTABLE	C.W.	2 i/c	NO	DUTY	
Maj.	VX6542	TAYLOR	F. C.	B.M.	NO	DUTY	
t T/Capt.	NX537	ALCOCK	J. E.	DAAG QMG	YES		
t. T/Capt.	NX123604	BEATTIE	A. C.	S C	NO	DUTY	
t. T/Capt	VX102666	JAMES	V. J.	CC HQ SQN	NO	DUTY	
Capt.	VX51551	MITCHELL	R. D.	I O	YES		
pt T/Maj	NX113066	MORROW	E. S.	DAQMG(R)	NO	DUTY	
Lt.	NX73190	DAVIES	R. S.	2 i/c HQ SQN.	YES		
TTACHED ALLOTED BY W E							
Maj	VX30911	MILLER	A. R.	AEME	YES		
Capt.	NX76295	OSBORNE	L. F.	AALO	YES		
Capt.	NX20444	SMITH	S. T.	AACO	YES		
Capt.	NX20313	RICE.	L. H.	AASO	NO	LEAVE.	
t T/Capt	NX68201	KEMP	W. A.	EME	YES		
L t.	NX80701	QUINT	R. C.	AAMO	YES		
Lt.	WX37118	WILLIAMS	A. J.	AAEO	YES		

PART E.—NOMINAL ROLL OF OFFICERS ATTACHED FROM OTHER UNITS.

Substantive Rank and Higher Temporary Rank, if Held.	Army Number.	Name and Initials.	Unit.	Date of Attachment.	Nature of Attachment.
Maj	NX 564	RYRIE E.J.	1 Aust Armd Regt	27/1/45	
Capt.	NX75378	CROSBY-BROWNE J.	H Q 9 Inf Bde	30/4/43.	
Capt.	NX122764	SPARKS P.G.	1 Aust Armd Regt	2/8/44	
Capt.	NX140153	FRANKEL L.C.	2/5 Aust Armd Regt	5/11/44	

27 JAN 1945
Date of Despatch

P W Barnett Lt
Signature of Commander

a.w. 2m bks 7/44

AUSTRALIAN WAR MEMORIAL AWM2020.71.90

App 37

FIELD RETURN OF OFFICERS

Army Form W.3008
(Adapted) (Page 1)
(Revised Jan., 1943)
1/45 (Serial No.)

At 0600 Hrs. Saturday 6/1/1945. 4 AUST. ARMD. BDE. DEP. G EMP. PLN. (Unit)

W.E. 11/25a/2. OFFRS. 1 O.R's. 36 + OFFRS. - O.R's. 3 ATT. BY W.E.

PART A.—POSTED STRENGTH, SURPLUS OR REINFORCEMENTS REQUIRED.

1	2	3	4	5	6	7	8	9	10
W.E. EXCLUDING ATTACHED.				DETAIL.	ATTACHED ALLOWED BY W.E.				
Rein'fts Required.	Deficient W.E.	Surplus to W.E.	Posted Strength.		Arm or Corps.	Posted Strength.	Surplus to W.E.	Deficient W.E.	Rein'fts Required.
				*					
				*					
				Lieut.-Colonels					
				Majors					
				Captains					
			1	Lieutenants					
				Quarter-masters					
				A.A.N.S. and A.A.M.W.S. Offrs.					
				Civilians Counting as Offrs.					
			1						

Analysis of Part A to be shown here by ALL units. Only units notified in para. 10 of instructions for compilation of form will complete Part E(1) & E(2).

DETAIL		A.I.F.	C.M.F.	A.W.A.S.	A.A.N.S.	A.A.M.W.S.	CIVIL.	R.A.N.	R.A.A.F.	* *	TOTAL.
A.		1									1
E.(1)											
E.(2)											

* Insert detail of higher ranks as necessary.
* * Personnel belonging to a category not provided for in the analysis will be shown in this Col. Particulars will be shown, e.g., 20 U.K. Forces; 10 N.Z. Forces.

PART B.—PARTICULARS OF OFFICERS JOINED OR QUITTED DURING WEEK.

OFFICERS JOINED DURING WEEK

Army No.	Rank.	Name and Initials.	Unit From.	Date.	CAUSE.

OFFICERS QUITTED DURING WEEK.

Army No.	Rank.	Name and Initials.	Unit To.	Date.	CAUSE.

PART C.—DESCRIPTION OF OFFICERS WHOSE RETURN TO ..... (Unit) IS PARTICULARLY REQUESTED. ...../...../194.....

Army No.	Rank.	Name and Initials.	REMARKS (e.g., present whereabouts if known).

AUSTRALIAN WAR MEMORIAL AWM2020.71.90

4 AUST. ARMD. BDE. DEF. & EMP. PLN. Unit

Army Form W.3008
(Adapted) (Page 2)
(Revised Jan., 1943)

1 / 45 (Serial No.)

PART D.—NOMINAL ROLL OF OFFICERS ON POSTED STRENGTH

At 0600 Hrs. Saturday 6/1/194 5 (Total to agree with Columns 4 and 7 of Part A.)

1	2	3	4	5	6	7	8
Substantive Rank and Higher Temporary Rank if Held.	Army Number.	Surname.	Initials.	Posting.	Whether present with Unit (insert Yes or No)	If not present with Unit, state how employed.	Date of Detachment.
LT	VX73980	BARNETT	PW	OC.	YES.		

PART E.—NOMINAL ROLL OF OFFICERS ATTACHED FROM OTHER UNITS.

Substantive Rank and Higher Temporary Rank, if Held.	Army Number.	Name and Initials.	Unit.	Date of Attachment.	Nature of Attachment.

6 JAN 1945
Date of Despatch

P W Barnett Lt
Signature of Commander

a.w. 2m bks 7/44

AUSTRALIAN WAR MEMORIAL AWM2020.71.90

Army Form W.3009 (*Adapted*)
(Page 1)
(Revised Jan., 1943.)

FIELD RETURN OF OTHER RANKS

1/45 (Serial No.)

At 0600 Hrs. Saturday 6/1/1945 4 AUST. ARMD. BDE. DEF. & EMP. PLN. (Unit)

W.E. 11/2sq/2. OFFRS. 1 O.R's. 36 + OFFRS. O.R's. 2 ATT. BY W.E.

Part A. Posted Strength, Surplus or Reinforcements Required.

1	2	3	4	5	6	7	8	9	10
W.E. EXCLUDING ATTACHED.					ATTACHED ALLOWED BY W.E.				
Reinfts. Required.	Deficient W.E.	Surplus to W.E.	Posted Strength.	DETAIL.	Arm or Corps.	Posted Strength.	Surplus to W.E.	Deficient W.E.	Reinfts. Required.
				W.Os. Class I.					
			1	W.Os. Class II.					
				Squadron or Company Quartermaster Sgts.					
				Staff Sergeants					
		1	2	Sergeants					
	2	1	3	Corporals					
		1	31	Troopers, Privates, etc.	A/Cc	2			
				Civilians counting as O.R.					
*	2	3	37 *	Totals of cols. marked * should agree with details shown in Part E on Page 2.		2 *			*

Analysis of Part A to be shown here by ALL units. Only units notified in para. 7 of instructions for compilation of this return will complete analysis of Part B(1) and B(2).

* * Personnel belonging to a category not provided for in the analysis will be shown in this Col Particulars will be shown, e.g., 20 U.K. Forces. 10 N.Z. Forces.

Detail	A.I.F.	C.M.F. Under 19 Years.	C.M.F. 19 Years and over.	A.W.A.S.	A.A.M.W.S.	CIVIL	R.A.N.	R.A.A.F.	* *	TOTAL.
A	39						[redacted]	[redacted]		39
B(1)										
B(2)						[redacted]				

Part B. Other Ranks Attached from Other Units.

Number of O.Rs.	Unit to which they belong	Number of O.Rs.	Unit to which they belong

Part C. Other Ranks Included in Part A Detached to Other Units.

Number of O.Rs.	Unit to which detached.	Number of O.Rs.	Unit to which detached.

Part D. Description of Other Ranks Whose Return To.....(Unit) is Particularly Requested. ...../...../194.....

Army No	Rank.	Name and Initials.	REMARKS (e.g., present whereabouts if known).

AUSTRALIAN WAR MEMORIAL AWM2020.71.90

FIELD RETURN OF OTHER RANKS

At 0600 Hrs. Saturday 4/ /194

W.E. 4/ OFFRS. O.Rs. + OFFRS. O.Rs. ATT. BY W.E.

Part A. Posted Strength, Surplus or Reinforcements Required.

DISTRIBUTION OF RANKS

RANK	ST	FD	DET	SICK	ATTACHED ALLOWED BY W.E.	W.E. ESTABLISHMENT: Relative Required.	Present to W.E.	Surplus to W.E.	Posted Strength.
W.O. Class I.									
W.O. Class II.									
Squadron or Company Quartermaster Sgts.									
Staff Sergeants									
Sergeants									
Corporals	2								
Troopers, Privates, etc.									
Civilians counting as O.R.									
Totals of cols. marked should agree with details									

RANK	ST	FD	DET	SICK	ATTACHED ALLOWED BY W.E.	W.E. ESTABLISHMENT: Relative Required.	Present to W.E.	Surplus to W.E.	Posted Strength.
WO	Wo11	1	1						
Pln Sgt	Sgt	1	2		1				
AA/MG	Cpl	2	1	1					
MG	Cpl	2	1	1					
Clerk	Cpl	--	1		1				
		6	6	2	2				

PERSONNEL POSTED IN ACCORDANCE WITH GHQ 167/41.

SX14405	Sgt Skipper	J.V.	Pl. Sgt	A1
SX20099	Cpl Watch	R.K.	Clerk	A1

Analysis of Part A to be shown here by Adjutant. Only units noting in para. 3 of (a) instructions for completion of this return will complete analysis of Part B(1) and B(2).

a Personnel belonging to a company not etc. other for which analysis will be shown in this Coln. Particulars will be shown, e.g., 20 N.Z. Posts. 10 N.Z. Posts.

Part B. Other Ranks Attached from Other Units.

Number of O.Rs.	Unit to which they belong	Number of O.Rs.	Unit to which detached	Number of O.Rs.	Unit to which detached.

Part C. Other Ranks Included in Part A Detached to Other Units.

Part D. Description of Other Ranks Whose Return To (Unit) is Particularly Requested. 4/ /194

Army No	Rank.	Name and Initials.	REMARKS (Ge. present whereabouts if known).

4 AUST. ARMD. BDE. DEF. G. EMP. PLAN ..... *Unit*

Army Form W.3009
(Adapted) (Page 2)
(Revised Jan., 1943)

1/45 ..... Serial No.

PART E. Detail of Present Strength and Reinforcements required as shown in Part A of Army Form W.3009 at 0600 Hours Saturday 6/1/1945.

Details of Tradesmen. GROUP I.	W.E.	Posted Strength.	Reints. Required.	Details of Tradesmen. GROUP I. (cont.)	W.E.	Posted Strength.	Reints. Required.	Details of Tradesmen. GROUP II. (cont.)	W.E.	Posted Strength.	Reints. Required.	Details of Tradesmen. GROUP III. (cont.)	W.E.	Posted Strength.	Reints. Required.
Ammunition Examiners				Surveyors, Engineering				Operating Room Assts.				G.P.O. Assistants			
Armament Artificer Fitter				Surveyors, R.A.A.				Operator, Keyboard				Hammermen			
Armament Artificer Fitter (Electrical)				Surveyors, Topographical				Operator, Line				Leather Stitchers			
Armament Artificer Fitter (M.V.)				Surveyors, Trigonometrical				Operator, Signal				Orderlies, Nursing			
Armament Artificer Fitter (A.F.V.)				Toolmakers				Operator, Switchboard				Orderlies, Nursing Mental			
Armament Artificer Instrument				Turners				Operator, Wireless				Plate Layers			
Armament Artificer Radio				Watchmakers				Opticians				Rangetakers			
Armament Artificer Signals				Welders				Painters				Rivetters			
Armament Artificer Wireless								Panel Beaters				Roughriders			
Artificer, Artillery								Photographer, Dry Plate				Saddlers			
Artificer, Engine								Predictor Numbers				Saddletree makers			
Blacksmiths								Printers				Shoemaker and Boot Repairer			
Bricklayers								Radiographers				Stevedores			
Computors								Riggers				Stokers, Staty. Engine			
Cooks, Hospital				GROUP II.				Sawyers				Storemen, Technical			
Coppersmiths				Armourers				Signallers				Tailors			
Dispensers				Axemen				Signwriters				Textile Refitters			
Draughtsmen				Bakers				Telescope Identfn. Numbers				Tinsmiths			
Draughtsmen (Architectural)				Bty. Comd's. Asst.				Well Borers				Vulcanizers			
Draughtsmen (Engineering)				Boilermakers				Wheelers				Wagon Erectors			
Draughtsmen (Mechanical)				Carpenters				Winchman				Whitesmiths			
Draughtsmen (Topographical)				Carpenters and Joiners				Wireman							
Electricians		2		Cooks				Woodturners							
Electricians (M.V.)				Dental Mechanics											
Electricians (Signals)				Driver-Mech. (Eng. and Med.)											
Fitters				Driver-Operator											
Fitters (Cycle)				Drainers											
Fitters (Electrical)				Electricians											
Fitters (Gun)				Electricians (Engineers)											
Fitters (Instrument)				Fire Control Operators				GROUP III.				DETAILS OF NON-TRADESMEN.			
Fitters (M.V.)				Gun Operator				Battery Surveyors				HHLMG	11	11	-
Fitters, Railway Signal				Hatchman				Butchers				BATMEN	1	1	-
Fitters, Signals				Height Taker				Clerks	-	1	-	LMG	16	15	1
Grinder, Precision				Helio Operator				Clerks, Supply				DVRS. MT	5	4	1
Mechanics, Instrument				Instrument Operator				Clerks, Technical				PLN SGT	1	2	-
Mechanics, Instrument (Signals)				Intelligence Duties				Coach Trimmers				CSM	1	1	-
Mechanics, Instrument (Surgical)				Joiners				Concretors							
Mechanics, Radio				Lineman				Cooks							
Mechanics, Typewriter				Lineman, Signals				Dental Clerk Orderlies							
Mechanics, Wireless				Lithographers				Despatch Riders				ATTACHED BY W.E.			
Millwrights				Machinists, Metal				Draughtsmen, Signals				MCC	2	2	-
Operators, Excavator				Machinists, Wood				Drivers, H.T.							
Pattern Maker				Masons				Driver Mechanics	1	2	-				
Pharmacist				Masseurs				Driver Tptn. Plant							
Photographer, Wet Plate				Mechanics, M.T.				Engine Hands, I.C.							
Photowriter				Miners				Equipment Repairers							
Plumber				Moulders				Farriers							
Saw Doctors				Nurses, Trained				Fitters' Mates							
Surveyors				Observation Post Assts.				Gun Layers							
CARRIED FORWARD				CARRIED FORWARD				CARRIED FORWARD	1	3		Totals of columns marked * to agree with columns 4 and 7, and 1 and 10 of Part A. respectively.	38	* 39	* 2

NOTES.—(a) If rank other than private is involved give details on back.
(b) Authorised trades or specialists not included in list will be added as required in spaces provided.
(c) Where A.W.A.S. and/or A.A.M.W.S. personnel are desired show details on back.
(d) Where replacement not desired note accordingly on return by insertion of N.R. in col. "Reints. Required."
(e) Where any request or notation is made on back of form, the words "See Back" should be written in one of the blank spaces on this page.

6-1-45
Date of Despatch

J.M. Barrett Lt
Signature of Commander

L.H.Q. Press—516—10/43—416m.

AUSTRALIAN WAR MEMORIAL AWM2020.71.90

Army Form W.3009 (*Adapted*)
(Page 1)
(Revised Jan., 1943.)

FIELD RETURN OF OTHER RANKS

2/45 (Serial No.)

At 0600 Hrs. Saturday 13/1/1945. 1 AUST. ARMD. BDE. DEF. & EMP. PLN. (Unit)

W.E. 11/5a/2. OFFRS. 1 O.R's. 36 + OFFRS. - O.R's. 2 ATT. BY W.E.

Part A. Posted Strength, Surplus or Reinforcements Required.

1	2	3	4	5	6	7	8	9	10
W.E. EXCLUDING ATTACHED.					ATTACHED ALLOWED BY W.E.				
Reinfts. Required.	Deficient W.E.	Surplus to W.E.	Posted Strength.	DETAIL.	Arm or Corps.	Posted Strength.	Surplus to W.E.	Deficient W.E.	Reinfts. Required.
				W.Os. Class I.					
			1	W.Os. Class II.					
				Squadron or Company Quartermaster Sgts.					
				Staff Sergeants					
		1	3	Sergeants					
1	2	1	3	Corporals					
		1	31	Troopers, Privates, etc.	AACC	2.			
				Civilians counting as O.R.					
1 *	2	3	37 *	Totals of cols. marked * should agree with details shown in Part E on Page 2.		2*			*

Analysis of Part A to be shown here by ALL units. Only units notified in para. 7 of instructions for compilation of this return will complete analysis of Part B(1) and B(2).

* * Personnel belonging to a category not provided for in the analysis will be shown in this Col Particulars will be shown, e.g., 20 U.K. Forces, 10 N.Z. Forces.

Detail	A.I.F.	C.M.F. Under 19 Years.	C.M.F. 19 Years and over.	A.W.A.S.	A.A.M.W.S.	CIVIL	R.A.N.	R.A.A.F.	* *	TOTAL.
A	39.						[redacted]	[redacted]		39
B(1)										
B(2)						[redacted]				

Part B. Other Ranks Attached from Other Units.

Number of O.Rs.	Unit to which they belong	Number of O.Rs.	Unit to which they belong

Part C. Other Ranks Included in Part A Detached to Other Units.

Number of O.Rs.	Unit to which detached.	Number of O.Rs.	Unit to which detached.

Part D. Description of Other Ranks Whose Return To.....(Unit) is Particularly Requested. ...../...../194.....

Army No	Rank.	Name and Initials.	REMARKS (e.g., present whereabouts if known).

AUSTRALIAN WAR MEMORIAL AWM2020.71.90

4 AUST. ARMD. BDE. DEF. & EMP. PLN. ..... Unit

Army Form W.3009
(Adapted) (Page 2)
(Revised Jan., 1943)

2/45 Serial No.

PART E. Detail of Present Strength and Reinforcements required as shown in Part A of Army Form W.3009 at 0600 Hours Saturday 31/1/1945.

Details of Tradesmen. GROUP I.	W.E.	Posted Strength.	Reints. Required.	Details of Tradesmen. GROUP I. (cont.)	W.E.	Posted Strength.	Reints. Required.	Details of Tradesmen. GROUP II. (cont.)	W.E.	Posted Strength.	Reints. Required.	Details of Tradesmen. GROUP III. (cont.)	W.E.	Posted Strength.	Reints. Required.
Ammunition Examiners				Surveyors, Engineering				Operating Room Assts.				G.P.O. Assistants			
Armament Artificer Fitter				Surveyors, R.A.A.				Operator, Keyboard				Hammermen			
Armament Artificer Fitter (Electrical)				Surveyors, Topographical				Operator, Line				Leather Stitchers			
Armament Artificer Fitter (M.V.)				Surveyors, Trigonometrical				Operator, Signal				Orderlies, Nursing			
Armament Artificer Fitter (A.F.V.)				Toolmakers				Operator, Switchboard				Orderlies, Nursing Mental			
Armament Artificer Instrument				Turners				Operator, Wireless				Plate Layers			
Armament Artificer Radio				Watchmakers				Opticians				Rangetakers			
Armament Artificer Signals				Welders				Painters				Riveters			
Armament Artificer Wireless								Panel Beaters				Roughriders			
Artificer, Artillery								Photographer, Dry Plate				Saddlers			
Artificer, Engine								Predictor Numbers				Saddletree makers			
Blacksmiths								Printers				Shoemaker and Boot Repairer			
Bricklayers								Radiographers				Stevedores			
Computors								Riggers				Stokers, Staty. Engine			
Cooks, Hospital				GROUP II.				Sawyers				Storemen, Technical			
Coppersmiths				Armourers				Signallers				Tailors			
Dispensers				Axemen				Signwriters				Textile Refitters			
Draughtsmen				Bakers				Telescope Identfn. Numbers				Tinsmiths			
Draughtsmen (Architectural)				Bty. Comd'rs. Asst.				Well Borers				Vulcanizers			
Draughtsmen (Engineering)				Boilermakers				Wheelers				Wagon Erectors			
Draughtsmen (Mechanical)				Carpenters				Winchman				Whitesmiths			
Draughtsmen (Topographical)				Carpenters and Joiners				Wireman							
Electricians				Cooks				Woodturners							
Electricians (M.V.)				Dental Mechanics											
Electricians (Signals)				Driver-Mech. (Eng. and Med.)											
Fitters				Driver-Operator											
Fitters (Cycle)				Drainers											
Fitters (Electrical)				Electricians											
Fitters (Gun)				Electricians (Engineers)											
Fitters (Instrument)				Fire Control Operators				GROUP III.				DETAILS OF NON-TRADESMEN.			
Fitters (M.V.)				Gun Operator				Battery Surveyors				HAIMC	11	11	
Fitters, Railway Signal				Hatchman				Butchers				BATMEN	1	1	
Fitters, Signals				Height Taker				Clerks	—	1	—	LMC	16	15	1
Grinder, Precision				Helio Operator				Clerks, Supply				DRRS INT	5	4	1
Mechanics, Instrument				Instrument Operator				Clerks, Technical				PLN SGT	1	1	.
Mechanics, Instrument (Signals)				Intelligence Duties				Coach Trimmers				CSM	1	1	
Mechanics, Instrument (Surgical)				Joiners				Concretors							
Mechanics, Radio				Lineman				Cooks							
Mechanics, Typewriter				Lineman, Signals				Dental Clerk Orderlies							
Mechanics, Wireless				Lithographers				Despatch Riders				ATTACHED BY W.E.			
Millwrights				Machinists, Metal				Draughtsmen, Signals							
Operators, Excavator				Machinists, Wood				Drivers, H.T.				44CC	2	2	.
Pattern Maker				Masons				Driver Mechanics	1	2					
Pharmacist				Masseurs				Driver Tptn. Plant							
Photographer, Wet Plate				Mechanics, M.T.				Engine Hands, I.C.							
Photowriter				Miners				Equipment Repairers							
Plumber				Moulders				Farriers							
Saw Doctors				Nurses, Trained				Fitters' Mates							
Surveyors				Observation Post Assts.				Gun Layers							
CARRIED FORWARD				CARRIED FORWARD				CARRIED FORWARD	1	3	.	Totals of columns marked * to agree with columns 4 and 7, and 1 and 10 of Part A. respectively.	38	39	*2.

NOTES.—(a) If rank other than private is involved give details on back.
(b) Authorised trades or specialists not included in list will be added as required in spaces provided.
(c) Where A.W.A.S. and/or A.A.M.W.S. personnel are desired show details on back.
(d) Where replacement not desired note accordingly on return by insertion of N.R. in col. "Reints. Required."
(e) Where any request or notation is made on back of form, the words "See Back" should be written in one of the blank spaces on this page.

13.1.45.
Date of Despatch

[signature]
Signature of Commander

L.H.Q. Press—516—10/43—416m.

AUSTRALIAN WAR MEMORIAL AWM2020.71.90

DISTRIBUTION OF NCOs

Trade	Rank	WE	BS	Def	Surp
CSM	Wo11	1	1		
Pln Sgt	Sgt	1	2		1
AALMG	Cpl	2	1	1	
LMG	Cpl	2	1	1	
Clerk	Cpl	-	1	-	1
	T	6	6	2	2

PERSONNEL POSTED IN ACCORDANCE WITH CRO 187/44

SX14405	Sgt	Skipper J W	Pln Sgt	A1
SX20099	Cpl	Veitch R K	Clerk	A1

13.1.45.

Army Form W.3008
(Adapted) (Page 1)
(Revised Jan., 1943)

FIELD RETURN OF OFFICERS

5/45 (Serial No.)

At 0600 Hrs. Saturday 3/1/1945. 4 AUST. ARMD. BDE. DEF. & EMP. PLN. (Unit)

W.E. 1/2a/Y. OFFRS. 1 O.R's. 36 + OFFRS. - O.R's. Y ATT. BY W.E.

PART A.—POSTED STRENGTH, SURPLUS OR REINFORCEMENTS REQUIRED.

1	2	3	4	5	6	7	8	9	10
W.E. EXCLUDING ATTACHED.				DETAIL.	ATTACHED ALLOWED BY W.E.				
Rein'fts Required.	Deficient W.E.	Surplus to W.E.	Posted Strength.		Arm or Corps.	Posted Strength.	Surplus to W.E.	Deficient W.E.	Rein'fts Required.
				*					
				*					
				Lieut.-Colonels					
				Majors					
				Captains					
			1	Lieutenants					
				Quarter-masters					
				A.A.N.S. and A.A.M.W.S. Offrs.					
				Civilians Counting as Offrs.					
			1						

	DETAIL		A.I.F.	C.M.F.	A.W.A.S.	A.A.N.S.	A.A.M.W.S.	CIVIL.	R.A.N.	R.A.A.F.	**	TOTAL.
Analysis of Part A to be shown here by ALL units. Only units notified in para. 10 of instructions for compilation of form will complete Part E(1) & E(2).	A.		1									1
	E.(1)											
	E.(2)											

* Insert detail of higher ranks as necessary.
* * Personnel belonging to a category not provided for in the analysis will be shown in this Col. Particulars will be shown, e.g., 20 U.K. Forces; 10 N.Z. Forces.

PART B.—PARTICULARS OF OFFICERS JOINED OR QUITTED DURING WEEK.

OFFICERS JOINED DURING WEEK

Army No.	Rank.	Name and Initials.	Unit From.	Date.	CAUSE.

OFFICERS QUITTED DURING WEEK.

Army No.	Rank.	Name and Initials.	Unit To.	Date.	CAUSE.

PART C.—DESCRIPTION OF OFFICERS WHOSE RETURN TO ..... (Unit) IS PARTICULARLY REQUESTED. ...../...../194.....

Army No.	Rank.	Name and Initials.	REMARKS (e.g., present whereabouts if known).

AUSTRALIAN WAR MEMORIAL AWM2020.71.90

4 AUST. ARMD. BDE. DEF. & EMP. PLN. *Unit*

Army Form W.3008
(Adapted) (Page 2)
(Revised Jan., 1943)

2 / 45 (Serial No.)

PART D.—NOMINAL ROLL OF OFFICERS ON POSTED STRENGTH

At 0600 Hrs. Saturday 31/5/194. (Total to agree with Columns 4 and 7 of Part A.)

1	2	3	4	5	6	7	8
Substantive Rank and Higher Temporary Rank if Held.	Army Number.	Surname.	Initials.	Posting.	Whether present with Unit (insert Yes or No)	If not present with Unit, state how employed.	Date of Detachment.
Lt.	NX 13980	Barnett	PW	OC	Yes		

PART E.—NOMINAL ROLL OF OFFICERS ATTACHED FROM OTHER UNITS.

Substantive Rank and Higher Temporary Rank, if Held.	Army Number.	Name and Initials.	Unit.	Date of Attachment.	Nature of Attachment.

31.1.45
Date of Despatch

P W Barnett Lt
Signature of Commander

a.w. 2m bks 7/44

AUSTRALIAN WAR MEMORIAL AWM2020.71.90

Army Form W.3009 (*Adapted*)
(Page 1)
(Revised Jan., 1943.)

FIELD RETURN OF OTHER RANKS

3/45 (Serial No.)

At 0600 Hrs. Saturday 20/1/1945 4 AUST. ARMD. BDE. DEF. & EMP. PLN (Unit)

W.E. 11/25a/2 OFFRS. 1 O.R's. 36 + OFFRS. --- O.R's. 2 ATT. BY W.E.

Part A. Posted Strength, Surplus or Reinforcements Required.

1	2	3	4	5	6	7	8	9	10
W.E. EXCLUDING ATTACHED.				DETAIL.	ATTACHED ALLOWED BY W.E.				
Reinfts. Required.	Deficient W.E.	Surplus to W.E.	Posted Strength.		Arm or Corps.	Posted Strength.	Surplus to W.E.	Deficient W.E.	Reinfts. Required.
			1	W.Os. Class I.					
				W.Os. Class II.					
				Squadron or Company Quartermaster Sgts.					
		1	2	Staff Sergeants					
1	2	1	3	Sergeants					
		1	31	Corporals	AAOC	2			
				Troopers, Privates, etc.					
				Civilians counting as O.R.					
1 *	2	3	37 *	Totals of cols. marked * should agree with details shown in Part E on Page 2.		2 *			*

Analysis of Part A to be shown here by ALL units. Only units notified in para. 7 of instructions for compilation of this return will complete analysis of Part B(1) and B(2).

* * Personnel belonging to a category not provided for in the analysis will be shown in this Col Particulars will be shown, e.g., 20 U.K. Forces, 10 N.Z. Forces.

Detail	# A.M.P.	C.M.P. Under 19 Years.	C.M.P. 19 Years and over.	A.W.A.S.	A.A.M.W.S.	CIVIL.	R.A.N.	R.A.A.F.	* *	TOTAL.
A	39						[redacted]	[redacted]		39
B(1)										
B(2)						[redacted]				

Part B. Other Ranks Attached from Other Units.

Number of O.Rs.	Unit to which they belong	Number of O.Rs.	Unit to which they belong

Part C. Other Ranks Included in Part A Detached to Other Units.

Number of O.Rs.	Unit to which detached.	Number of O.Rs.	Unit to which detached.

Part D. Description of Other Ranks Whose Return To.....(Unit) is Particularly Requested. ...../...../194.....

Army No	Rank.	Name and Initials.	REMARKS (e.g., present whereabouts if known).

AUSTRALIAN WAR MEMORIAL AWM2020.71.90

DISTRIBUTION OF WO's.

Trade	Rank	Ws	Bs	Def	Surp
CSM	WOII	1	1		
Pln Sgt	Sgt	1	2	-	1
AALMG	Cpl	2	1	1	-
LMG	Cpl	2	1	1	-
Clerk	Cpl	-	1	-	1
		6	6	2	2

Personnel Posted in Accordance with CRO 187/44

SX14405 Sgt Skipper J.W. Pln Sgt Al
SX20099 Cpl Veitch R.E. Clerk Al

4 AUST. ARMD. BDE. DEF. & EMPLT. ..... *Unit*

Army Form W.3009
(Adapted) (Page 2)
(Revised Jan., 1943)

3 / 45 Serial No.

PART E. Detail of Present Strength and Reinforcements required as shown in Part A of Army Form W.3009 at 0600 Hours Saturday 20 /1 /1945 .

Details of Tradesmen. GROUP I.	W.E.	Posted Strength.	Reints. Required.	Details of Tradesmen. GROUP I. (cont.)	W.E.	Posted Strength.	Reints. Required.	Details of Tradesmen. GROUP II. (cont.)	W.E.	Posted Strength.	Reints. Required.	Details of Tradesmen. GROUP III. (cont.)	W.E.	Posted Strength.	Reints. Required.
Ammunition Examiners				Surveyors, Engineering				Operating Room Assts.				G.P.O. Assistants			
Armament Artificer Fitter				Surveyors, R.A.A.				Operator, Keyboard				Hammermen			
Armament Artificer Fitter (Electrical)				Surveyors, Topographical				Operator, Line				Leather Stitchers			
Armament Artificer Fitter (M.V.)				Surveyors, Trigonometrical				Operator, Signal				Orderlies, Nursing			
Armament Artificer Fitter (A.F.V.)				Toolmakers				Operator, Switchboard				Orderlies, Nursing Mental			
Armament Artificer Instrument				Turners				Operator, Wireless				Plate Layers			
Armament Artificer Radio				Watchmakers				Opticians				Rangetakers			
Armament Artificer Signals				Welders				Painters				Riveters			
Armament Artificer Wireless								Panel Beaters				Roughriders			
Artificer, Artillery								Photographer, Dry Plate				Saddlers			
Artificer, Engine								Predictor Numbers				Saddletree makers			
Blacksmiths								Printers				Shoemaker and Boot Repairer			
Bricklayers								Radiographers				Stevedores			
Computors								Riggers				Stokers, Staty. Engine			
Cooks, Hospital				GROUP II.				Sawyers				Storemen, Technical			
Coppersmiths				Armourers				Signallers				Tailors			
Dispensers				Axemen				Signwriters				Textile Refitters			
Draughtsmen				Bakers				Telescope Identfn. Numbers				Tinsmiths			
Draughtsmen (Architectural)				Bty. Comd's. Asst.				Well Borers				Vulcanizers			
Draughtsmen (Engineering)				Boilermakers				Wheelers				Wagon Erectors			
Draughtsmen (Mechanical)				Carpenters				Winchman				Whitesmiths			
Draughtsmen (Topographical)				Carpenters and Joiners				Wireman							
Electricians		7		Cooks				Woodturners							
Electricians (M.V.)				Dental Mechanics											
Electricians (Signals)				Driver-Mech. (Eng. and Med.)											
Fitters				Driver-Operator											
Fitters (Cycle)				Drainers											
Fitters (Electrical)				Electricians											
Fitters (Gun)				Electricians (Engineers)											
Fitters (Instrument)				Fire Control Operators				GROUP III.				DETAILS OF NON-TRADESMEN.			
Fitters (M.V.)				Gun Operator				Battery Surveyors				AALG	11	11	
Fitters, Railway Signal				Hatchman				Butchers				Batman	1	1	
Fitters, Signals				Height Taker				Clerks	–	1	–	LMG	16	15	1
Grinder, Precision				Helio Operator				Clerks, Supply				Ovrs MT	5	4	1
Mechanics, Instrument				Instrument Operator				Clerks, Technical				Pln Sgt	1	2	
Mechanics, Instrument (Signals)				Intelligence Duties				Coach Trimmers				QSM	1	1	
Mechanics, Instrument (Surgical)				Joiners				Concretors							
Mechanics, Radio				Lineman				Cooks							
Mechanics, Typewriter				Lineman, Signals				Dental Clerk Orderlies							
Mechanics, Wireless				Lithographers				Despatch Riders							
Millwrights				Machinists, Metal				Draughtsmen, Signals				ATTACHED BY W.E.			
Operators, Excavator				Machinists, Wood				Drivers, H.T.				AACC	2	2	
Pattern Maker				Masons				Driver Mechanics	1	2	–				
Pharmacist				Masseurs				Driver Tptn. Plant							
Photographer, Wet Plate				Mechanics, M.T.				Engine Hands, I.C.							
Photowriter				Miners				Equipment Repairers							
Plumber				Moulders				Farriers							
Saw Doctors				Nurses, Trained				Fitters' Mates							
Surveyors				Observation Post Assts.				Gun Layers							
CARRIED FORWARD				CARRIED FORWARD				CARRIED FORWARD	1	3		Totals of columns marked * to agree with columns 4 and 7, and 1 and 10 of Part A. respectively.	38	39 *	2 *

NOTES.—(a) If rank other than private is involved give details on back.
(b) Authorised trades or specialists not included in list will be added as required in spaces provided.
(c) Where A.W.A.S. and/or A.A.M.W.S. personnel are desired show details on back.
(d) Where replacement not desired note accordingly on return by insertion of N.R. in col. "Reints. Required."
(e) Where any request or notation is made on back of form, the words "See Back" should be written in one of the blank spaces on this page.

20 JAN 1945
Date of Despatch

Signature of Commander

L.H.Q. Press—516—10/43—416m.

AUSTRALIAN WAR MEMORIAL AWM2020.71.90

Army Form W.3008
(Adapted) (Page 1)
(Revised Jan., 1943)

FIELD RETURN OF OFFICERS

3 45

...../...../..... (Serial No.)

20 1 5

At 0600 Hrs. Saturday...../...../194.... 4 AUST. ARMD. BDE. H.Q. & EMP. PLN. (Unit)

11 25a 2 1 36 — 2

W.E...../...../..... OFFRS.....O.R's.....+ OFFRS.....O.R's.....ATT. BY W.E.

PART A.—POSTED STRENGTH, SURPLUS OR REINFORCEMENTS REQUIRED.

1	2	3	4	5	6	7	8	9	10
W.E. EXCLUDING ATTACHED.				DETAIL.	ATTACHED ALLOWED BY W.E.				
Rein'fts Required.	Deficient W.E.	Surplus to W.E.	Posted Strength.		Arm or Corps.	Posted Strength.	Surplus to W.E.	Deficient W.E.	Rein'fts Required.
				*					
				*					
				Lieut.-Colonels					
				Majors					
			1	Captains					
				Lieutenants					
				Quarter-masters					
				A.A.N.S. and A.A.M.W.S. Offrs.					
				Civilians Counting as Offrs.					
			1						
			"A"						

Analysis of Part A to be shown here by ALL units. Only units notified in para. 10 of instructions for compilation of form will complete Part E(1) & E(2).

DETAIL	Class	A.I.F.	C.M.F.	A.W.A.S.	A.A.N.S.	A.A.M.W.S.	CIVIL.	R.A.N.	R.A.A.F.	* *	TOTAL.
A.	1										1
E.(1)											
E.(2)											

* Insert detail of higher ranks as necessary.
* * Personnel belonging to a category not provided for in the analysis will be shown in this Col. Particulars will be shown, e.g., 20 U.K. Forces; 10 N.Z. Forces.

PART B.—PARTICULARS OF OFFICERS JOINED OR QUITTED DURING WEEK.

OFFICERS JOINED DURING WEEK

Army No.	Rank.	Name and Initials.	Unit From.	Date.	CAUSE.

OFFICERS QUITTED DURING WEEK.

Army No.	Rank.	Name and Initials.	Unit To.	Date.	CAUSE.

PART C.—DESCRIPTION OF OFFICERS WHOSE RETURN TO.....(Unit) IS PARTICULARLY REQUESTED. ...../...../194.....

Army No.	Rank.	Name and Initials.	REMARKS (e.g., present whereabouts if known).

AUSTRALIAN WAR MEMORIAL AWM2020.71.90

AUST. ARMD. BDE. DEF. & EMP. PTY. Unit

Army Form W.3008
(Adapted) (Page 2)
(Revised Jan., 1943)

3 / 45 (Serial No.)

PART D.—NOMINAL ROLL OF OFFICERS ON POSTED STRENGTH

At 0600 Hrs. Saturday 20 / 1 / 5 194. (Total to agree with Columns 4 and 7 of Part A.)

1	2	3	4	5	6	7	8
Substantive Rank and Higher Temporary Rank if Held.	Army Number.	Surname.	Initials.	Posting.	Whether present with Unit (insert Yes or No)	If not present with Unit, state how employed.	Date of Detachment.
Lt	NX73980	Barnett	P.W.	CC	Yes		

PART E.—NOMINAL ROLL OF OFFICERS ATTACHED FROM OTHER UNITS.

Substantive Rank and Higher Temporary Rank, if Held.	Army Number.	Name and Initials.	Unit.	Date of Attachment.	Nature of Attachment.

20 JAN 1945
Date of Despatch

P W Barnett Lt
Signature of Commander

a.w. 2m bks 7/44

AUSTRALIAN WAR MEMORIAL AWM2020.71.90

Army Form W.3009 (Adapted)
(Page 1)
(Revised Jan., 1943.)

4 / 45 (Serial No.)

FIELD RETURN OF OTHER RANKS

At 0600 Hrs. Saturday 27 / 1 / 1945 4 AUST. ARMD. BDE. & EMP. PLN. (Unit)

W.E. 11 / 25a / 2 OFFRS. 1 O.R's. 36 + OFFRS. Nil O.R's. 2 ATT. BY W.E.

Part A. Posted Strength, Surplus or Reinforcements Required.

1	2	3	4	5	6	7	8	9	10
W.E. EXCLUDING ATTACHED.				DETAIL.	ATTACHED ALLOWED BY W.E.				
Reinfts. Required.	Deficient W.E.	Surplus to W.E.	Posted Strength.		Arm or Corps.	Posted Strength.	Surplus to W.E.	Deficient W.E.	Reinfts. Required.
				W.Os. Class I.					
			1	W.Os. Class II.					
				Squadron or Company Quartermaster Sgts.					
				Staff Sergeants					
		1	2	Sergeants					
1	1	1	4	Corporals					
			30	Troopers, Privates, etc.					
				Civilians counting as O.R.	AACC	2			
1	1	2	37 *	Totals of cols. marked * should agree with details shown in Part E on Page 2.		2 *			*

Analysis of Part A to be shown here by ALL units. Only units notified in para. 7 of instructions for compilation of this return will complete analysis of Part B(1) and B(2).

* * Personnel belonging to a category not provided for in the analysis will be shown in this Col. Particulars will be shown, e.g., 20 U.K. Forces, 10 N.Z. Forces.

Detail		A.I.F. "A"	C.M.F. Under 19 Years.	C.M.F. 19 Years and over.	A.W.A.S.	A.A.M.W.S.	CIVIL	R.A.N.	R.A.A.F.	* *	TOTAL.
A		01						[redacted]	[redacted]		
B(1)		39									39
B(2)							[redacted]				

Part B. Other Ranks Attached from Other Units.

Number of O.Rs.	Unit to which they belong	Number of O.Rs.	Unit to which they belong

Part C. Other Ranks Included in Part A Detached to Other Units.

Number of O.Rs.	Unit to which detached.	Number of O.Rs.	Unit to which detached.

Part D. Description of Other Ranks Whose Return To ..... (Unit) is Particularly Requested. ..... / ..... / 194.....

Army No	Rank.	Name and Initials.	REMARKS (e.g., present whereabouts if known).

AUSTRALIAN WAR MEMORIAL AWM2020.71.90

DISTRIBUTIONS OF NCO's.

TRADE	RANK	WE	PS	DEF	SURP
CSM	WO11	1	1		
Pln Sgt	Sgt	1	2		1
AALMG	Cpl	2	2		
LMG	Cpl	2	1	1	
Clerk	Cpl	-	1		1
		6	7	1	2

Personnel posted in accordance with GRO 187/44

8X14405 Sgt Shipper J.W. Pln Sgt A1

8X20099 Cpl Veitch R.K. Clerk A1

.....Unit

4 A/ST. ARMD. BDE. DEP. & EMP. PLN.

Army Form W.3009
(Adapted) (Page 2)
(Revised Jan., 1943)

4/45 Serial No.

PART E. Detail of Present Strength and Reinforcements required as shown in Part A of Army Form W.3009 at 0600 Hours Saturday 27 / 1 /1945 .

Details of Tradesmen. GROUP I.	W.E.	Posted Strength.	Reints. Required.	Details of Tradesmen. GROUP I. (cont.)	W.E.	Posted Strength.	Reints. Required.	Details of Tradesmen. GROUP II. (cont.)	W.E.	Posted Strength.	Reints. Required.	Details of Tradesmen. GROUP III. (cont.)	W.E.	Posted Strength.	Reints. Required.
													1	2	
Ammunition Examiners				Surveyors, Engineering				Operating Room Assts.				G.P.O. Assistants			
Armament Artificer Fitter				Surveyors, R.A.A.				Operator, Keyboard				Hammermen			
Armament Artificer Fitter (Electrical)				Surveyors, Topographical				Operator, Line				Leather Stitchers			
Armament Artificer Fitter (M.V.)				Surveyors, Trigonometrical				Operator, Signal				Orderlies, Nursing			
Armament Artificer Fitter (A.F.V.)				Toolmakers				Operator, Switchboard				Orderlies, Nursing Mental			
Armament Artificer Instrument				Turners				Operator, Wireless				Plate Layers			
Armament Artificer Radio				Watchmakers				Opticians				Rangetakers			
Armament Artificer Signals				Welders				Painters				Rivetters			
Armament Artificer Wireless								Panel Beaters				Roughriders			
Artificer, Artillery								Photographer, Dry Plate				Saddlers			
Artificer, Engine								Predictor Numbers				Saddletree makers			
Blacksmiths								Printers				Shoemaker and Boot Repairer			
Bricklayers								Radiographers				Stevedores			
Computors								Riggers				Stokers, Staty. Engine			
Cooks, Hospital				GROUP II.				Sawyers				Storemen, Technical			
Coppersmiths				Armourers				Signallers				Tailors			
Dispensers				Axemen				Signwriters				Textile Refitters			
Draughtsmen				Bakers				Telescope Identfn. Numbers				Tinsmiths			
Draughtsmen (Architectural)				Bty. Comd's. Asst.				Well Borers				Vulcanizers			
Draughtsmen (Engineering)				Boilermakers				Wheelers				Wagon Erectors			
Draughtsmen (Mechanical)				Carpenters				Winchman				Whitesmiths			
Draughtsmen (Topographical)				Carpenters and Joiners				Wireman							
Electricians				Cooks				Woodturners							
Electricians (M.V.)				Dental Mechanics											
Electricians (Signals)				Driver-Mech. (Eng. and Med.)											
Fitters				Driver-Operator											
Fitters (Cycle)				Drainers											
Fitters (Electrical)				Electricians											
Fitters (Gun)				Electricians (Engineers)											
Fitters (Instrument)				Fire Control Operators				GROUP III.				DETAILS OF NON-TRADESMEN.			
Fitters (M.V.)				Gun Operator				Battery Surveyors				AAMC	11	11	
Fitters, Railway Signal				Hatchman				Butchers				Batman	1	1	
Fitters, Signals				Height Taker				Clerks	—	1	—	LAD	16	15	1
Grinder, Precision				Helio Operator				Clerks, Supply				Dvrs	5	5	
Mechanics, Instrument				Instrument Operator				Clerks, Technical				Pln Clerk	1	2	
Mechanics, Instrument (Signals)				Intelligence Duties				Coach Trimmers				OSM	1	1	
Mechanics, Instrument (Surgical)				Joiners				Concretors							
Mechanics, Radio				Lineman				Cooks							
Mechanics, Typewriter				Lineman, Signals				Dental Clerk Orderlies							
Mechanics, Wireless				Lithographers				Despatch Riders				ATTACHED BY W.E.			
Millwrights				Machinists, Metal				Draughtsmen, Signals							
Operators, Excavator				Machinists, Wood				Drivers, H.T.				AADC	2	2	
Pattern Maker				Masons				Driver Mechanics	—	1	—				
Pharmacist				Masseurs				Driver Tptn. Plant							
Photographer, Wet Plate				Mechanics, M.T.				Engine Hands. I.C.							
Photowriter				Miners				Equipment Repairers							
Plumber				Moulders				Farriers							
Saw Doctors				Nurses, Trained				Fitters' Mates							
Surveyors				Observation Post Assts.				Gun Layers							
CARRIED FORWARD				CARRIED FORWARD				CARRIED FORWARD	1	2		Totals of columns marked * to agree with columns 4 and 7, and 1 and 10 of Part A. respectively.	38 *	39 *	1 *

NOTES.—(a) If rank other than private is involved give details on back.
(b) Authorised trades or specialists not included in list will be added as required in spaces provided.
(c) Where A.W.A.S. and/or A.A.M.W.S. personnel are desired show details on back.
(d) Where replacement not desired note accordingly on return by insertion of N.R. in col. "Reints. Required."
(e) Where any request or notation is made on back of form, the words "See Back" should be written in one of the blank spaces on this page.

27/1/45
Date of Despatch

Signature of Commander

L.H.Q. Press—1745—11/44—104m.

AUSTRALIAN WAR MEMORIAL AWM2020.71.90

Army Form W.3008
(Adapted) (Page 1)
(Revised Sept., 1943)

FIELD RETURN OF OFFICERS

4 / 45 (Serial No.)

At 0600 Hrs. Saturday 27 / 1 /1945. 4 AUST. ARMD. BDE. DEF. & EMP. PLN (Unit)

W.E. 11 / 25 / 42. OFFRS. 1 O.R's. 36 + OFFRS. - O.R's. 2 ATT. BY W.E.

PART A.—POSTED STRENGTH, SURPLUS OR REINFORCEMENTS REQUIRED.

1	2	3	4	5	6	7	8	9	10
W.E. EXCLUDING ATTACHED.				DETAIL.	ATTACHED ALLOWED BY W.E.				
Rein'fts Required.	Deficient W.E.	Surplus to W.E.	Posted Strength.		Arm or Corps.	Posted Strength.	Surplus to W.E.	Deficient W.E.	Rein'fts Required.
				*					
				*					
				Lieut.-Colonels					
				Majors					
				Captains					
			1	Lieutenants					
				Quarter-masters					
				A.A.N.S. and A.A.M.W.S. Offrs.					
				Civilians Counting as Offrs.					
			1						

Analysis of Part A to be shown here by ALL units. Only units notified in para. 10 of instructions for compilation of form will complete Part E(1) & E(2).

DETAIL		A.I.F.	C.M.F.	A.W.A.S.	A.A.N.S.	A.A.M.W.S.	CIVIL.	R.A.N.	R.A.A.F.	* *	TOTAL.
A.		Class. 1									1
E.(1)											
E.(2)											

* Insert detail of higher ranks as necessary.
* * Personnel belonging to a category not provided for in the analysis will be shown in this Col. Particulars will be shown, e.g., 20 U.K. Forces; 10 N.Z. Forces.

PART B.—PARTICULARS OF OFFICERS JOINED OR QUITTED DURING WEEK.

OFFICERS JOINED DURING WEEK

Army No.	Rank.	Name and Initials.	Unit From.	Date.	CAUSE.

OFFICERS QUITTED DURING WEEK.

Army No.	Rank.	Name and Initials.	Unit To.	Date.	CAUSE.

PART C.—DESCRIPTION OF OFFICERS WHOSE RETURN TO ..... (Unit) IS PARTICULARLY REQUESTED. ...../...../194.....

Army No.	Rank.	Name and Initials.	REMARKS (e.g., present whereabouts if known).

AUSTRALIAN WAR MEMORIAL AWM2020.71.90

Army Form W.3008
(Adapted) (Page 2)
(Revised Jan., 1943)

1 AUST. ARMD. BDE. DEF. & EMP. PLN. Unit

4 /45 (Serial No.)

PART D.—NOMINAL ROLL OF OFFICERS ON POSTED STRENGTH

At 0600 Hrs. Saturday 27 / 1 /1945 (Total to agree with Columns 4 and 7 of Part A.)

1	2	3	4	5	6	7	8
Substantive Rank and Higher Temporary Rank if Held.	Army Number.	Surname.	Initials.	Posting.	Whether present with Unit (insert Yes or No)	If not present with Unit, state how employed.	Date of Detachment.
Lt.	NX73980	BARNETT	P. W.	O C	YES		

PART E.—NOMINAL ROLL OF OFFICERS ATTACHED FROM OTHER UNITS.

Substantive Rank and Higher Temporary Rank, if Held.	Army Number.	Name and Initials.	Unit.	Date of Attachment.	Nature of Attachment.

27 JAN 1945
Date of Despatch

P W Barnett Lt
Signature of Commander

a.w. 2m bks 7/44

AUSTRALIAN WAR MEMORIAL AWM2020.71.90

App 38

SMOKE

Object - to test the effectiveness of:-

(a) rear smoke emitter using No 8 Mk V Benerator HCE
(b) Grenade smoke No 77 WP
(c) Grenade smoke No 79 HCE
(d) Grenade smoke No 80 WP lever type as smoke screening for AFVs.

Weather:

1. Wing estimated at 6-7 mph was blowing from NE.
2. Temperature was estimated at 73 deg F.
3. The sky was slightly overcast.

Method:-

(a) One MATILDA Tk fitted with rear smoke emitters was used for test of rear emitters using No 8 Mk V smoke generator.

(b) Tank crew of this tk were used to throw smoke grenades Nos 77 WP, 79 HCE, and 80 WP, endeavouring to screen tank from ovservers.

(c) For test of rear emitters tk travelled in northerly direction at speed 5, passing observers who were down wind from axis of advance.

(d) For test of grenades, this tk was placed up-wing, down-wing and across-wind from observers, to enable them to watch effects from varying aspects.

Conclusions:

(1) The rear emitter using No 8 Mk V smoke generator, when fired in pairs, provides an excellent screen over a wide front, for one tp of tks, for a period of 1½ mins.

(2) The grenade, smoke, No 79 HCE, though small, is considered satisfactory for screening one tk, for a limited period only up to 30 secs.

(3) The grenades, smoke, Nos 77 WP and 80 WP are NOT efficient in screening AFVs, as the time of projection is too short, most of it being projected in the explosive burst, and the duration of the effective smoke is also far too short, as the smoke disperses rapidly. However, it is considered, that under favourable weather conditions or in close jungle, this type of grenade would give better results if used to the best advantage. The short duration of their effective smoke would still be a great disadvantage in their use as screening AFVs.

(4) When greandes are used they should be used in pairs to ensure maximum effectiveness.

(5) During the course of the tests it was evidenced that considerable training in the use of smoke weapons is necessary to gain the full effect of the screen they are capable of providing.

AUSTRALIAN WAR MEMORIAL AWM2020.71.90

App 39

NARRATIVE OF UNIT WAR DIARY. Appx A.

4 AUST ARMD BRIGADE POSTAL UNIT.

During the month of January the following general Unit activities were carried out and are recorded herein.
Quite a number of new Units moved into the Area. Some of these Units were here for the purpose of entertaining, others to carry out servicing.
The following additional Units were serviced during the month:-
5 Aust Div Concert Party, No1 Aust Amenities Concert Party, 1,2&3 Aust Welding Plns RAE.
Advice was received from the Loc ation Officer of 3 Aust Base PO, to the effect of non raising of the 1 Aust Amph Armd Sqn. For the purpose of mail delivery it was thought best to let this Unit carry on with their original title unitl such time as a ll personnel are absorbed and they notify their correspondents of their new address.
No road accidents occurred during the month and the total mileage travelled was 1526 miles.
One member of the Unit arrived back from Home Leave and another departed on HL.
No cases of AWL occurred. The health of personnel was generally good.
A few minor complaints were reported and were attended to.
The discipline of the personnel is exemplary. A roster of duties is prepared and are strictly adhered to. No trouble is encountered in this respect and a 24 h r picquet is maintained daily in the FPO and within the precincts of the the Unit Area.
During the month the total number of bags of mail received was 1200. The numb er of i nward letters wa 55,000 and the o utwatd numbered 30000. The the total number of bags despatched was 300. The sa le of Postal Notes and Postag e Stamps totalled £2000 and the gross total amount of b usiness transacted was 3000. This included the cashing of Postal Notes m ade payable at the Field Post Office.
A number of complaints were received regarding the late delivery of Air Mail. Th e HQs of 4 Aust Armd Bde Coy AASC lodged a complaint concerning delay in delivery of their mail matter. It appeared that this delay was only isolated and to a great extent the position was clarifi ed.
A vast difference prevails in re ard to mail for the 2/1 Aust Armd Reece Sqn and generallyspeaking this Unit's service is not the best. At the time an enquiry has been instigated and it is fully expected that obviation of delay will be the ultimate outcome.
One private enquiry from NSW received and the o pinion of the sender , was, to say the least, detrimental tothe Service. An enqui ry was made into the matter and a concise summary would be that the addressee was a little imprudent and was philamdering promiscuously. However this complaint was finalised and it is thought that the enervation of the Service has been avoided.
The morale of all personnel is good.
Advice was received that the 2/5 Aust Armd Regt Grp would move to Caloundra. This involved the establishment of a Unit Postal Station and it was decided to open UPS N28/a via Landsborough (see Appx G) Sgt Hale AAPS was placed in charge of the UPS. The move and relevant i nformation was given to the appropriate Authorities. (See Appx H.)
Amenities to the value of 10/- were distributed to each member of the Unit, from the Unit Trust Fund. Personnel of the Unit take part in the usual sporting activities throughout the Brigade. Swimming Parades ar e organised and in addition p ictures are shown once weekly which are viewed by personnel.

.....S/Sgt
i/c 4 Aust Armd Bde Postal Unit.

AUSTRALIAN WAR MEMORIAL AWM2020.71.90

LIST OF APPENDICES.

January 45.

Appx A NARRATIVE.
Appx B CHANGE OF LOCATION
Appx C CHANGE OF TITLE.
Appx D CHANHE OF LOCATION
Appx E CHANGE OF LOCATION
Appx F TRAINING MOVE.
Appx G UPS N28/a OPENING OF FOR INDEPENDANT OPERATION.
Appx H CHANGE OF LOCATION
Appx I LOCATION STATEMENT.

AUSTRALIAN WAR MEMORIAL AWM2020.71.90

Appex. B.

AUSTRALIAN MILITARY FORCES.

SECRET.

AB 4/1/45.

4 Aust Armd Bde Postal Unit
AIF AUSTRALIA.
5 ~~December~~ January 45.

DADAPS Hdqs Q L of C Area
O/C det 3 Aust L of C Postal Unit
Locations Officer Aust Base Post Office Brisbane.
IO 4 Aust Armd Bde (for information)
O/C "E" Coy 4ARTB. (for information)
O/C "I" Aust PS Section 4 Aust Armd Bde (for information)
File.
WarDiary. ✓

CHANGE OF LOCATION.

1. The following amendments to my Secret AB 1/1/45 dated 1 January 45 are notified:-

	Location	Routing for Mail.	Trans.
Delete:-			
"A" Sec 65 Aust Dental Unit	Nerang	FPO 086	Sport.
and insert in it's stead:-			
"F" Sec 65 Aust Dental Unit	Nerang	FPO 086	Sport.
Delete:-			
RECCE/RECONNAISSANCE.			
1 Aust Armd Bde Recce Sqn	Nerang	FPO 086	Sport.
and insert in it's stead:-			
RECCE/RECONNAISSANCE.			
2/1 Aust Armd Recce Sqn (new title)	Nerang	FPO 086	Sport.
Delete:-			
INFANTRY.			
"E" Coy 4 ARTB	Wasp Ck	FPO 086	Sport.
and insert in it's stead			
INFANTRY.			
"E" Coy 4 ARTB 4 Aust Armd Bde AIF	Wasp Ck	FPO 086	Sport.
Delete:-			
ENGINEERS.			
3 Aust Welding Pln RAE	Nerang	FPO 086	Sport.
and insert in it's stead			
ENGINEERS.			
3 Aust Welding Pln	Toorbul Point.		

.....S/Sgt
i/c 4 Aust Armd Bde Postal Unit.

AUSTRALIAN WAR MEMORIAL AWM2020.71.90

Appex. C.

AUSTRALIAN MILITARY FORCES.

SECRET.

4 Aust Armd Bde Postal Unit
AIF AUSTRALIA.
5 January 45.

AB 5/1/45.

Locations Officer Aust Base Post Office Brisbane.
File
War Diary. ✓

CHANGE OF TITLE ETC/.

1. It is advised that the 1 Aust Armd Bde Recce Sqn, will in future be known as the 2/1 Aust Armd Recce Sqn.

2. The 3 Aust Welding Pln will vacate this area today and in future will be located at Toorbul Pt.

3. With regard to my Secret AB 2/1/45 of the 2 January it is now advised that "F" Sec of the 65 Aust Dental Unit is not marching out, and mail will continue to be received by this Unit. A subsequent check of all Units revealed that the Section was known as "F" Section and NOT "A" Section as previously stated.

4. This communication serves as confirmation of our conversation per telephone today.

.....S/Sgt
i/c 4 Aust Armd Bde Postal Unit.

AUSTRALIAN WAR MEMORIAL AWM2020.71.90

APPED
Appx. D

Secret.

4 Aust Armd Bde Postal Unit
AIF AUSTRALIA.

AB 1 1 45 Serial 1. 22 January 45.

Locations Officer
Aust Base Post Office
BRISBANE. Q.

CHANGE OF LOCATION.

1. The following Unit moved into this area today and will b e serviced by 4 Aust Armd Bde Postal Unit:-
2/2 Aust W/S Pln AASC.

2. Please amned my AB 1/1/45 to read as follows:-

Add. 2/2 Aust W/S Pln AASC Location Nerang. Routing for Mail Telegrams.
FPO 086 Southport.

.....S/Sgt
i/c 4 Aust Armd Bde Postal Unit.

AUSTRALIAN WAR MEMORIAL AWM2020.71.90

appx. E.

Secret

4 Aust Armd Bde Postal Unit
AIF AUSTRALIA.

AB 1 1 45

29 January 45.

Serial amendment 2.

Locations Officer Aust Base Post Office Brisbane.
File
War Diary.

CHANGE OF LOCATION.

1. The following amendments to my AB 1-1-45 dated 1 January are notified:-

Add.

Unit.	Location	Routing for Mail	Telegrams.
HQs, A &B Secs 85 Aust Dental Unit	Nerang	FPO 086 via Southport	Southport.
1 Aust Welding Pln RAE	Nerang	FPO 086 via Southport	Southport.

.....S/Sgt

i/c 4 Aust Armd Bde Postal Unit.

AUSTRALIAN WAR MEMORIAL AWM2020.71.90

appx. F

AUSTRALIAN MILITARY FORCES.

4 Aust Armd Bde Postal Unit
AIF AUSTRALIA.
2 February 45.

SECRET.
AB 1-2-45 Serial 1.
DADAPS HQs Q L of C Area
O/C 3 Aust L of C Postal Unit Brisbane.
Locations Officer Aust Base Post Office Brisbane.Q
File
War Diary. ✓

TRAINING MOVE.

1. The 2/5 Aust Armd Regt Grp will move to Caloundra for a period of collective training commencing 5 February .

2. All information including the Units concerned and routing for mail and telegrams is appended hereunder:-

UNIT.	LOCATION.	ROUTING FOR MAIL	TELEGRAMS.
2/5 Aust Armd Regt	Caloundra	UPS M28/a via Landsborough.	Caloundra
2/5 Aust Armd Regt W/S AEME	Caloundra	UPS M28/a via Landsborough	Caloundra
2/91 Aust LAD	Caloundra	UPS M28/a via Landsborough	Caloundra
"A" Coy 13/33 Aust Inf Bn	Caloundra	UPS M28/a via Landsborough	Caloundra
91 Aust Transport Pln AASC	Caloundra	UPS M28/a via Landsborough	Caloundra
A&B Secs 53 Aust Dental Unit	Caloundra	UPS M28/a via Landsborough	Caloundra

3. The last mail despatched on FPO 086 Southport for the a/m Units should ~~remain~~ be despatched at 0500 hrs on the 4 Feb. After that date all mail should be forwarded through UPS M28/a via Landsborough.

4. It is not anticipated that the stay of the a/m Units at Caloundra will be a lengthy one.The change of Location when aplicable will be notified.

.....S/Sgt
i/c 4 Aust Armd Bde Postal Unit.

AUSTRALIAN WAR MEMORIAL AWM2020.71.90

AAPX. G.

AUSTRALIAN MILITARY FORCES.

4 Aust Armd Bde Postal Unit
AIF AUSTRALIA.
2 February 45.

SECRET.

AB 2-2-45

DADAPS HQs Q Lof C Area
O/C det 3 Aust L of C Postal Unit Brisbane Qld
Locations Officer Aust Base Post Office Brisbane. Q.
File.
War Diary. ✓

UPS M28/a

OPENING OF FOR INDEPENDANT OPERATION.

1. The a/m Unit Postal Station will open at Caloundra at 0800 hrs on the 5 February 45. This UPS will operate independantly and will despatch mails once daily on Aust Base Post Office Brisbane only. This mail should arrive Brisbane at approx 1200 hrs .

2. The address of UPS M28/a will be via Landsborough.

.....S/Sgt
i/c 4 Aust Armd Bde Postal Unit.

AUSTRALIAN WAR MEMORIAL AWM2020.71.90

Appx. H

AUSTRALIAN MILITARY FORCES.

SECRET.

4 Aust Armd Bde Postal Unit
AIF AUSTRALIA.
19 January 45.

AB 12-1-45.

Locations Officer Aust Base Post Office BRISBANE. Q.
WarDiary.

CHANGE OF LOCATION.

1. It is advised that the following Units Moved into this area from Caboolture. The routing for mails and telegrams is appended hereunder:-

Unit.	Location.	Routing for Mail	Tgms
2 Aust Welding Pln RAE	Nerang	FPO 086	Bouthport
3 Au stWelding Pln RAE	Nerang	FPO 086	Southport.

2. This information confirms our telep hone conversation.

.....S/Sgt
i/c 4 Aust Armd Bde Postal Unit

AUSTRALIAN WAR MEMORIAL AWM2020.71.90

Army Form W.3009 (*Adapted*)
(Page 1)
(Revised Jan., 1943.)

FIELD RETURN OF OTHER RANKS

...../...../..... (Serial No.)

4 AUST. ARMD. BDE. POSTAL UNIT (A.I.F.)

At 0600 Hrs. Saturday 6/ 1/194 5 ..... (Unit)

W.E. 11/ 27a 1 OFFRS. ..... O.R's. 5 OFFRS. ..... O.R's. ..... ATT. BY W.E.

SM5167 Part A. Posted Strength, Surplus or ~~Reinforcements~~ Required.

1	2	3	4	5	6	7	8	9	10
W.E. EXCLUDING ATTACHED.				DETAIL.	ATTACHED ALLOWED BY W.E.				
Reinfts. Required.	Deficient W.E.	Surplus to W.E.	Posted Strength.		Arm or Corps.	Posted Strength.	Surplus to W.E.	Deficient W.E.	Reinfts. Required.
~~WE.~~				W.Os. Class I.					
				W.Os. Class II.					
				Squadron or Company Quartermaster Sgts.					
1			1	Staff Sergeants					
1				Sergeants					
			1	Corporals					
5			5	Troopers, Privates, etc.					
				Civilians counting as O.R.					
7 *	-	-	7 *	Totals of cols. marked * should agree with details shown in Part E on Page 2.		*			*

Analysis of Part A to be shown here by ALL units. Only units notified in para. 7 of instructions for compilation of this return will complete analysis of Part B(1) and B(2).

* * Personnel belonging to a category not provided for in the analysis will be shown in this Col. Particulars will be shown, e.g., 20 U.K. Forces, 10 N.Z. Forces.

Detail		A.I.F.	C.M.F. Under 19 Years.	C.M.F. 19 Years and over.	A.W.A.S.	A.A.M.W.S.	CIVIL	R.A.N.	R.A.A.F.	* *	TOTAL.
A		7						[redacted]	[redacted]		
B(1)											
B(2)							[redacted]				

Part B. Other Ranks Attached from Other Units.

Number of O.Rs.	Unit to which they belong	Number of O.Rs.	Unit to which they belong

Part C. Other Ranks Included in Part A Detached to Other Units.

Number of O.Rs.	Unit to which detached.	Number of O.Rs.	Unit to which detached.

Part D. Description of Other Ranks Whose Return To ..... (Unit) is Particularly Requested. ...../...../194.....

Army No	Rank.	Name and Initials.	REMARKS (e.g., present whereabouts if known).

AUSTRALIAN WAR MEMORIAL AWM2020.71.90

4 Aust Armd Bde Postal Unit *Unit*

Army Form W.3009
(Adapted) (Page 2)
(Revised Jan., 1943)

...../..... Serial No.

PART E. Detail of Present Strength and Reinforcements required as shown in Part A of Army Form W.3009 at 0600 Hours Saturday / /194 .

Details of Tradesmen. GROUP I.	W.E.	Posted Strength.	Reints. Required.	Details of Tradesmen. GROUP I. (cont.)	W.E.	Posted Strength.	Reints. Required.	Details of Tradesmen. GROUP II. (cont.)	W.E.	Posted Strength.	Reints. Required.	Details of Tradesmen. GROUP III. (cont.)	W.E.	Posted Strength.	Reints. Required.
Ammunition Examiners				Surveyors, Engineering				Operating Room Assts.				G.P.O. Assistants			
Armament Artificer Fitter				Surveyors, R.A.A.				Operator, Keyboard				Hammermen			
Armament Artificer Fitter (Electrical)				Surveyors, Topographical				Operator, Line				Leather Stitchers			
Armament Artificer Fitter (M.V.)				Surveyors, Trigonometrical				Operator, Signal				Orderlies, Nursing			
Armament Artificer Fitter (A.F.V.)				Toolmakers				Operator, Switchboard				Orderlies, Nursing Mental			
Armament Artificer Instrument				Turners				Operator, Wireless				Plate Layers			
Armament Artificer Radio				Watchmakers				Opticians				Rangetakers			
Armament Artificer Signals				Welders				Painters				Riveters			
Armament Artificer Wireless								Panel Beaters				Roughriders			
Artificer, Artillery								Photographer, Dry Plate				Saddlers			
Artificer, Engine								Predictor Numbers				Saddletree makers			
Blacksmiths								Printers				Shoemaker and Boot Repairer			
Bricklayers								Radiographers				Stevedores			
Computors								Riggers				Stokers, Staty. Engine			
Cooks, Hospital				GROUP II.				Sawyers				Storemen, Technical			
Coppersmiths				Armourers				Signallers				Tailors			
Dispensers				Axemen				Signwriters				Textile Refitters			
Draughtsmen				Bakers				Telescope Identfn. Numbers				Tinsmiths			
Draughtsmen (Architectural)				Bty. Comd'rs. Asst.				Well Borers				Vulcanizers			
Draughtsmen (Engineering)				Boilermakers				Wheelers				Wagon Erectors			
Draughtsmen (Mechanical)				Carpenters				Winchman				Whitesmiths			
Draughtsmen (Topographical)				Carpenters and Joiners				Wireman							
Electricians				Cooks				Woodturners							
Electricians (M.V.)				Dental Mechanics											
Electricians (Signals)				Driver-Mech. (Eng. and Mcd.)											
Fitters				Driver-Operator											
Fitters (Cycle)				Drainers											
Fitters (Electrical)				Electricians											
Fitters (Gun)				Electricians (Engineers)											
Fitters (Instrument)				Fire Control Operators				GROUP III.				DETAILS OF NON-TRADESMEN.			
Fitters (M.V.)				Gun Operator				Battery Surveyors							
Fitters, Railway Signal				Hatchman				Butchers				S/Sgt	1	1	
Fitters, Signals				Height Taker				Clerks				Cpl	1	1	
Grinder, Precision				Helio Operator				Clerks, Supply				Pman Dvr	1	1	
Mechanics, Instrument				Instrument Operator				Clerks, Technical				Post Duts	4	4	
Mechanics, Instrument (Signals)				Intelligence Duties				Coach Trimmers							
Mechanics, Instrument (Surgical)				Joiners				Concretors				For details of NCOs see back.			
Mechanics, Radio				Lineman				Cooks							
Mechanics, Typewriter				Lineman, Signals				Dental Clerk Orderlies							
Mechanics, Wireless				Lithographers				Despatch Riders				ATTACHED BY W.E.			
Millwrights				Machinists, Metal				Draughtsmen, Signals							
Operators, Excavator				Machinists, Wood				Drivers, H.T.							
Pattern Maker				Masons				Driver Mechanics							
Pharmacist				Masseurs				Driver Tptn. Plant							
Photographer, Wet Plate				Mechanics, M.T.				Engine Hands, I.C.							
Photowriter				Miners				Equipment Repairers							
Plumber				Moulders				Farriers							
Saw Doctors				Nurses, Trained				Fitters' Mates							
Surveyors				Observation Post Assts.				Gun Layers							
CARRIED FORWARD				CARRIED FORWARD				CARRIED FORWARD				Totals of columns marked * to agree with columns 4 and 7, and 1 and 10 of Part A. respectively.		*	*

NOTES.—(a) If rank other than private is involved give details on back.
(b) Authorised trades or specialists not included in list will be added as required in spaces provided.
(c) Where A.W.A.S. and/or A.A.M.W.S. personnel are desired show details on back.
(d) Where replacement not desired note accordingly on return by insertion of N.R. in col. "Reints. Required."
(e) Where any request or notation is made on back of form, the words "See Back" should be written in one of the blank spaces on this page.

6 January 45
Date of Despatch

S/Sgt
Signature of Commander

L.H.Q. Press—411—8/43—312m.

AUSTRALIAN WAR MEMORIAL AWM2020.71.90

DETAILS OF NCOs.

Trade.	Rank.	W.E.	P.S.	Surp.	Def.
Staff Sgt	S/Sgt	1	1	-	-
Corporal	Cpl	1	1	-	-

Total NCOs 2.

UNIT.	LOCATION	ROUTING FOR MAIL.	TELEGRAMS.
INFANTRY.			
"A" Coy 13/33 Aust Inf Bn	Nerang	FPO 086 via Sport Southport	
"R" Coy 4 ARTB 4 Aust Armd Bde	Nerang	FPO 086 via Sport Southport	
CIPHER.			
104 Aust Cipher Sec	Nerang	"	"
DENTAL.			
C Sec 51 Aust Dental Unit	Nerang	"	"
D Sec 85 Aust Dental Unit	Nerang	"	"
A Sec 53 Aust Dental Unit	Nerang	"	"
B Sec 53 Aust Dental Unit	Nerang	"	"
A Sec 85 Aust Dental Unit	Nerang	"	"
B Sec 85 Aust Dental Unit	Nerang	"	"
HQs ~~Sec~~ 85 Aust Dental Unit	Nerang	"	"

.....S/Sgt
i/c 4 Aust Armd Bde Postal Unit.

AUSTRALIAN WAR MEMORIAL AWM2020.71.90

Appdx. I

AUSTRALIAN MILITARY FORCES.

4 Aust Armd Bde Postal Uni t
AIF AUSTRALIA.
1 February 45.

SECRET.
AB 1/2/45.

DADAPS HQs Q L of C Area
Locations Officer Aust Base Post Office Brisba ne. Q
O/C det 3 Aust L of C Postal Unit Brisbane. Q.
File.
War Diary.

LOCATION STATEMENT.

1. Herewith Location Statement showing list of Units as serviced by 4 Aust Armd Bde Postal Unit as at 2359 hrs 31 January 45.

UNIT.	LOCATION	ROUTING FOR MAILS	TELEGRAMS.
HQs 4 Aust Armd Bde	Nerang	FPO 086 via Sport.	Southport.
SIGNALS.			
4 Aust Armd Bde Sig Sqn	Nerang	"	"
SECURITY.			
"T" Aust FS Sec	Nerang	"	"
PROVOST.			
4 Aust Armd Bde Pro Pln	Nerang	"	"
POSTAL			
4 Aust Armd Bde Postal Unit	Nerang	"	"
PAY.			
4 AUst Armd Bde Fd Cash Office	Nerang	"	"
DEF&EMP.			
4 Aust Armd Bde D&E Pln	Nerang	"	"
A.A.M.C.			
106 Aust Lt Fd Amb	Nerang	"	"
ENGINEERS.			
2/3 Aust Indep Fd Sqn RAE	Nerang	"	"
1 Aust Welding Pln RAE	Nerang	"	"
2 Aust Welding Pln RAE	Nerang	"	"
3 Aust Welding Pln RAE	Nerang	"	"
RECONNAISSANCE			
2/1 Aust Armd Recce Sqn	Nerang	"	"
~~ARMXXXXXX~~.			
WORKSHOPS AEME.			
1 Aust Armd Regt W/S AEME	Nerang	"	"
2/5 Aust Armd Regt W/S AEME	Nerang	"	"
LADs AEME.			
2/50 Aust LAD	Nerang	"	"
2/91 Aust LAD	Nerang	"	"
209 Aust LAD	Nerang	"	"
ORD FD PARKS AAOC.			
2/5 Aust Armd Regt Ord Fd Pk	Nerang	"	"
1 Aust Armd Regt Ord Fd Pk	Nerang	"	"
ARMD REGTS.			
2/5 Aust Armd Regt	Nerang	"	"
1 Aust Armd Regt	Nerang	"	"
S&T.			
HQs 4 Aust Armd Bde Coy AASC	Nerang	"	"
89 Aust Tpt PlnAASC	Nerang	"	"
90 Aust Tpt Pln AASC	Nerang	"	"
91 Aust Tpt Pln AASC	Nerang	"	"
103 Aust Comp Pln AASC	Nerang	"	"
2/2 Aust W/S Pln AASC	Nerang	"	"
1 Aust W/S Pln AASC	Nerang	"	"
2/34 Aust Tk Tpr Pln AASC	Nerang	"	"
31 Aust Tk Tpr Pln AASC	Nerang	"	"
32 Aust Tk Tpr Pln AASC	Nerang	"	"
92 " Tpt Pln aasc	"	"	"

AUSTRALIAN WAR MEMORIAL AWM2020.71.90

App 40

AUSTRALIAN MILITARY FORCES.

AMENITIES OFFICE,
HQ 4 Aust Armd Bde
AIF AUSTRALIA.

4 Feb 45

DAD AMENITIES
Adv L H Q
Copy:HQ 4 Aust Armd Bde

AMENITIES REPORT - JAN 45

Sporting Activities in the past month have been restricted owing to extensive Training Syllabi but units have taken advantage of the afternoon set aside each week for Sport and have organised their own programmes in which cricket, tennis, surfing and swimming have been the main attractions.

2. It has been impossible to hold Bde Swimming Carnivals as the baths in this area are badly in need of repair but steps are being taken to rectify this and it is hoped that by the end of this month it will be possible to conduct a unit and Bde Carnival.

3. Mobile Cinema.

As in the past the mobile cinema has been on eof the main weekly features and at all times is greatly appreciated and looked forward too; the consistency of large attendances proves this beyond doubt.

4. The Bde Swimming School is still in progress and at present is teaching and instructing approximately 50 personnel each week. Personnel have found this to be of great advantage and it is hoped it will be continued as in the past.

Sgt for
(Amenities Offr)
4 Aust Armd Bde AIF

AUSTRALIAN WAR MEMORIAL AWM2020.71.90

SECRET

AUSTRALIAN MILITARY FORCES

A.A.EDUCATION SERVICE

REPORT FOR MONTH OF JANUARY ON EDUCATIONAL ACTIVITIES

IN 4 AUST ARMD BDE

PART II - REMARKS

1. PERSONNEL

VX 104749 Sgt Dower J.F. was m/o to G.D.D. on 2 Jan 45 for reallocat-ion in terms of G.R.O. 415/43 (Vide D.of E's instruction SM 13244 of 22 Dec 44). SX 23357 Cpl Walter D. m/i ex A.R.L. on 16 Jan 45.

2. LECTURES

Absence of Educ.Cpl on leave and marching out of Educ.Sgt seriously interfered with the regular Talks Programme as it was quite impossible for Educ.Offr. to carry on all activities without assistance. Replacement for VX 104749 Sgt Dower J.F. who was m/o over a month ago is eagerly awaited. Educ.Offr. delivered 4 Talks on C.R.T.S. while lectures numbering 28 as shown in Statistical Summary were given by Unit Personnel. In most cases these were talks on "Highlights from various War Fronts" by personnel from "I" Secs.

3. FILMS

Film Screenings continued as for previous months and were well attended. An excellent News Reel is made available each week to Educ. Offr. This gives an up-to-date survey of current happenings and is much appreciated.

4. CORRESPONDENCE COURSES

Demand for Courses remains constant and new method of enrolment is proceeding smoothly while Technical Colleges are dealing promptly with applications.
With regards to C.C.Bulletins notifying availability of new courses, it is suggested that where a Text Book is recommended (e.g. as in Interior Decoration and Colloquial Malay), advice as to its approx. price should be forwarded at the same time. It is only reasonable that applicants for such courses should know what amount approximately will be debited in their paybooks for purchase of Text Books.
Statistics of Correspondence Courses for January are as follows:-

Applications forwarded	16
Enrolments effected	20

5. LIBRARIES

There is still a big demand for books and arrival of 3 sets of Penguin Libraries during January was appreciated. These will provide lighter reading for personnel who find many of books in Circulating Library too "heavy". Circulating Box Library Loan Cards were received during month and Educ.Offr. will circulate these throughout this formation as recommended in D.of E's 12263 of 26 Jan 45. It is felt however that the use of an Exercise Book for recording borrowings such as has been the practice in the past here is just as simple and effective.

6. PRE-VOCATIONAL AND CRAFT ACTIVITIES.

Interest in these activities is well maintained and each month sees the formation of new groups. There is no slackening in the demand for Leather work and large numbers of bags, purses, wallets, wrting cases, and slippers continue to be made. A substantial increase in the demand for Veneer work was noticeable during the month under review and numerous trays were made. Other crafts including woodwork, metalwork, bootmaking and felt work are also operating on a more restricted scale.

AUSTRALIAN WAR MEMORIAL AWM2020.71.90

7. MUSIC

During the month the Bde Band under the leadership of the Bde Bandmaster presented a weekly programme of very fine music. These recitals have proved most popular and are much appreciated.

8. UNIT NEWS PAPER

Educ Offr was interested in receiving this month a copy of a Unit News Paper entitled "Walkie Talkie" Voll No.4. This consisted of 9 stencilled sheets and following talk given during month on C.R.T.S. by Educ.Offr. it was decided to devote portion of the paper to post war problems. This plan was outlined in the editorial as follows. "In the past this paper has striven to entertain you. However we not only wish to keep you amused, we seek to help you in every possible way in your post war problems and it is with this idea in mind, that in this issue we are pleased to present the first of a series of articles on Post War Reconstruction which will appear in future with each edition". Personnel have been invited to forward questions and make contribut-ions and Educ.Offr will co-operate in every possible way. It is a pleasing and commendable enterprise.

_____ Lieut.

(A.J. Williams)
Educ.Offr.4 Aust Armd Bde
Feb 45

AUSTRALIAN WAR MEMORIAL AWM2020.71.90

A.W.L. JANUARY 1945.

UNIT.	1	2	3	4	5	6	7	8	9	10	11	12	13	14	15	16	17	18	19	20	21	22	23	24	25	26	27	28	29	30	31	Monthly total
HQ Sqn 4 Aust Armd Bde	-	-	-	-	-	-	-	-	-	-	-	-	-	-	-	-	-	-	-	-	-	-	-	-	-	-	-	-	-	-	-	Nil
T F S S	-	-	-	-	-	-	-	-	-	-	-	-	-	-	-	-	-	-	-	-	-	-	-	-	-	-	-	-	-	-	-	Nil
Cash Office	-	-	-	-	-	-	-	-	-	-	-	-	-	-	-	-	-	-	-	-	-	-	-	-	-	-	-	-	-	-	-	Nil
Sig Sqn (Incl Cipher)	-	-	-	-	-	-	-	-	-	-	-	-	-	-	-	-	-	-	-	-	-	-	-	-	-	-	-	-	-	-	-	Nil
I Aust Armd Regt (LAD & Sigs	1	1	-	-	-	-	-	-	-	1	1	1	1	1	1	1	1	1	1	1	1	1	1	1	1	1	1	1	1	1	1	24
I Armd Regt Ord Fd Pk	-	-	-	-	-	-	-	-	-	-	-	-	-	-	-	-	-	-	-	-	-	-	-	-	-	-	-	-	-	-	-	Nil
I Armd Regt Wksp	-	-	-	-	-	-	-	-	-	-	-	-	-	-	-	-	-	-	-	-	-	-	-	-	-	-	-	-	-	-	-	Nil
2/5 Armd Regt (LAD & Sigs	1	1	1	1	2	2	2	2	2	2	4	2	2	2	-	-	-	-	-	-	-	-	-	-	-	-	-	-	-	-	-	26
2/5 Armd Regt Ord Fd Pk	-	-	-	-	-	-	-	-	-	-	-	-	-	-	-	-	-	-	-	-	-	-	-	-	-	-	-	-	-	-	-	Nil
2/5 Armd Regt Wksp	-	-	-	-	-	-	-	-	-	-	-	-	-	-	-	-	-	-	-	-	-	-	-	-	-	-	-	-	-	-	-	Nil
106 Aust Lt Fd Amb	-	-	-	-	-	-	-	-	-	-	-	-	-	-	-	-	-	-	-	-	-	-	-	-	-	-	-	-	-	-	-	Nil
AASC Coy	1	1	1	1	1	1	-	-	-	-	-	-	-	-	-	-	-	-	-	-	-	-	-	-	-	1	1	1	1	1	1	12
31 Tpter Pl	-	-	-	-	-	-	-	-	-	-	-	-	-	-	-	-	-	-	-	-	-	-	-	-	-	-	-	-	-	-	-	Nil
32 Tpter Pl	-	-	-	-	-	-	-	-	-	-	-	-	-	-	-	-	-	-	-	-	-	-	-	-	-	-	-	-	-	-	-	Nil
2/34 Tpter Pl	-	-	-	-	-	-	-	-	-	-	-	-	-	-	-	-	-	-	-	-	-	-	-	-	-	-	-	-	-	-	-	Nil
2/50 Aust LAD	-	-	-	-	-	-	-	-	-	-	-	-	-	-	-	-	-	-	-	-	-	-	-	-	-	-	-	-	-	-	-	Nil
I Armd Bde Recce Sqn	-	-	-	-	-	-	-	-	-	-	-	-	-	-	-	-	-	-	-	-	-	-	-	-	-	-	-	-	-	-	-	Nil
2/3 Aust Indep Fd Sqn RAE	-	-	-	1	1	1	1	1	2	2	2	1	2	2	2	-	-	-	-	-	-	-	-	-	-	-	-	-	3	1	-	22
DAILY TOTAL	3	3	2	3	4	4	3	3	4	5	7	4	5	5	3	1	1	1	1	1	1	1	1	1	1	2	2	2	5	3	2	84

VEHICLE ACCIDENT REPORT.

JANUARY 1945.

UNIT.	TOTAL MILEAGE FOR MONTH	AVERAGE NO VEHS ON STRENGTH	AVERAGE NO MILES PER VEH	NO. OF ACCIDENTS	COST OF REPAIRS	NO. OF PERSONNEL INJURED.
HQ Sqn 4 Aust Armd Bde	II,64I	4I	284	-	-	-
4 Aust Armd Bde Sig Sqn	6,220	20	3II	-	-	-
T Aust F S S	I,037	8	I30	-	-	-
4 Aust Armd Bde Cash Office	394	2	I97	-	-	-
4 Aust Armd Bde Post Unit	1,173	2	586	-	-	-
4 Aust Armd Bde Pro Pl.	16,257	26	625	-	-	-
I Aust Armd Regt Gp	26, 378	I86	I42	-	-	-
2/5 Aust Armd Regt Gp	26,534	I48	I79	-	-	-
106 Aust Lt Fd Amb	15,406	49	314	-	-	-
4 Aust Armd Bde Coy AASC	87,248	232	376	-	-	-
2/50 A ust LAD	2,I63	I0	216	I	£20	Nil
2/34 Tk Tpter Pl	2,344	35	67	-	-	-
2/1 Aust Armd Bde Recce Sqn	7,757	47	165	-	-	-
2/3 Aust Indep Fd Sqn RAE	29,192	51	572	-	-	-
I Aust Amphib Armd Sqn	6,346	10	635	-	-	-
	240,090	867	276	I	£20.0.0.	Nil

AVERAGE NO . MILES PER ACCIDENT

240,090

AUSTRALIAN WAR MEMORIAL AWM2020.71.90

AUSTRALIAN MILITARY FORCES.

ARMY EDUCATION SERVICE

FORMATION OR AREA 4 Aust. Armd. Bde. (A.I.F.).....

REPORT FOR MONTH OF January 1943.

PART I - STATISTICS OF ACTIVITIES

SECTION 1 - ARMY EDUCATION PERSONNEL	Offrs.	O/R.	Total
(a) Total full time staff on strength end of month	1	1	2
(b) Total of U.E.Os. effective at end of month	10	5	15
Total of personnel	11	6	17

SECTION 2 - LECTURES INCLUDING ILLUSTRATED LECTURES		Gen.	Hosp.	Total
No. of location at which lectures given		8	-	8
No. of lectures given during month of		32	-	32
No. of illustrated lectures given		-	-	-
CLASSIFICATION OF LECTURES DELIVERED.	by Army Education Staff	4	-	4
	by other Army Personnel	28	-	28
	by members of other Services	-	-	-
	by civilians	-	-	-
Aggregate attendances at all lectures during month		1650	-	1650

SECTION 3 - EDUCATION FILM SCREENINGS			
No. of locations at which screenings given	4	-	4
Total no. of screenings given	16	-	16
(a) With lecture of discussion	-	-	-
(b) Without lecture or discussion	16	-	16
Aggregate attendances (Approx.)	3500	-	3500

AUSTRALIAN WAR MEMORIAL AWM2020.71.90

SECTION 4 - CLASSES		Gen.	Hosp.	Total
NUMBER OF CLASSES	Active at end of previous month	1	-	1
	Begun during month	-	-	-
	Completed courses during month	-	-	-
	Lapsed during month	-	-	-
	Active at end of month	1	-	1
No. of camps and locations with active classes		1	-	1
Total No. of personnel participating		23	-	23

SECTION 5 - DISCUSSION GROUPS				
NUMBER OF GROUPS	Active at end of previous month	5	-	5
	Formed during month	1	-	1
	Lapsed during month	-	-	-
	Completed courses during month	1	-	1
	Active at end of month	5	-	5
No. of camps and locations with active groups		5	-	5
Total No. of personnel participating		40	-	40

SECTION 6 - MUSIC			
Locations at which music recitals given	2	-	2
Total No. of music recitals	5	-	5
Aggregate attendances	2500	-	2500
I No. of recitals by musicians in person	5	-	5
(a) With commentary	-	-	-
(b) Without commentary	5	-	5
Total	5	-	5
II. No. of recitals of recorded music	-	-	-
(a) With commentary	-	-	-
(b) Without commentary	-	-	-
Total	-	-	-
III. No of locations with music groups or clubs	-	-	-
Total membership of music groups or clubs	-	-	-

AUSTRALIAN WAR MEMORIAL AWM2020.71.90