

AWM4


**Australian Imperial Force unit war diaries,
1914-18 War**

Veterinary

Item number: 27/11/14

Title: Assistant Director Veterinary
Services, Australian Mounted Division

March 1918



AWM4-27/11/14



18,000-12/1 -8728

CONFIDENTIAL.

ORIGINAL. ✓
~~DUPLICATE.~~ ✓
TRIPLICATE.

Australian Imperial Force.

WAR DIARY

OF

A.D.V.S. Australian Mtd. Divn.

FOR

March **1918.**

1/2/18

Signature of Officer compiling.....

Signature of Officer Commanding *[Signature]*

WAR DIARY

or

INTELLIGENCE SUMMARY.

(Erase heading not required.)



Army Form C. 2118.

Instructions regarding War Diaries and Intelligence Summaries are contained in F. S. Regs., Part II. and the Staff Manual respectively. Title pages will be prepared in manuscript.

Place	Date	Hour	Summary of Events and Information	Remarks and references to Appendices	
<u>DEIR EL BELAH</u>	MAR.	1.	Suspected 5 th Mtz Bgde with D.D.V.S. Capt. Worthington reports No. 16 V.H. 1 months inaction (authority - D.V.S. 1/1954/17)	<p style="writing-mode: vertical-rl; transform: rotate(180deg);"> [Vertical notes and signatures in right margin] </p>	
		2.	Judging 3 rd A.M. Brigade horse shows.		
		3.	Judging Div. Train Competition. Weekly returns (A2000) compiled and forwarded.		APP. 1 ✓
		4.	Suspected 4 th A.M. Brigade and 9 th M.V.S.		
		5.	Suspected 3 rd - - - - -		
		6.	Judging Division Diamondback Sports.		
		7.	Judging Races (22 nd Mtd. Bgde) GAZA.		
		8.	Office Routine. Suspected 10 th & 11 th A.M. Regt. Visited 8 th M.V.S.		
		9.	Divisional Sports Finals.		
		10.	Suspected horses of T.O.K. Yoo. Weekly returns compiled & forwarded.		APP. 2.
		11.	Suspected 4 th Mtd. Brigade. Conference 1400 at D.H.Q.		
		12.	Division paraded by G.O.C. - practice turnout for review by H.R.H. the Duke of Cornwall & Devon. Instructions issued to veterinary officers in connection with returns and special weekly report required.		APP. 3.
		13.	Visited Mtd. Vet. Sections of Div. Visited H.Q. 4 th A.M. Bgde.		APP. 4.
		14.	Review by H.R.H. the Duke of Cornwall & Devon. Veterinary Report for Jan. & Feb. furnished to H.A. & M.C.		
		15.	Office Routine. Interviewed veterinary Officers of Div. re wastage.		
		16.	Judging races 22 nd Mounted Brigade.		
		17.	With G.O.C. inspected horses of B Bty H.A.C. and D.H.Q. (Recom. 4 to cast, 4 to transfer, 3 to cae.)		APP. 5
		18.	3/11 th M.V.S. visited. Animals of Sig. Squadron inspected. Weekly returns furnished.		
		19.	8 th and 9 th Mtd. Vet. Sections inspected.		
		20.	D.H.Q. and Div. Train 3 rd A.M. Bgde and 5 th Mtd. Bgde inspected. General improvement in animal with exception of M.G. Squadron. Shoeing good.		mi
		21.	Suspected horses of 5 th Mtd. Bgde. Evacuation ordered 21 horses - debility.		mi
		22.	Staff ride with G.O.C. Brigadiers and Commanding Officers. Belah to Australia Hill.		APP. 6.
		23.	8 th & 9 th Mtd. Vet. Section visited. Horses of 8 th A.M. Regt. inspected.		
		24.	Suspected A. B. Batteries H.A.C. animals very satisfactory.		
		25.	Suspected animals of Warwick. Yoo. at request of D.A. Quill reference report on "unsuitability for riders".		Wp 3

WAR DIARY

OF

A.D.V.S. Australian Mtd. Divn. ^{Wg 3/4}

FOR

March 1918



LIST OF APPENDICES.

No.	Subject.
1	A 2000 return for week ending 2 nd March 1918.
✓	" " " " " 9 th " "
3	Special circular issued to Reby. Officers of Divn.
4	A 2000 return for week ending 16 th March 1918.
5	Veterinary Reports and wastage chart for Jan. & Feb 1918.
6	A 2000 Return for week ending 23 rd March 1918.
7	Veterinary Report and charts for March 1918.
8	A 2000 for week ending 30 th March 1918.



FIELD SERVICE.

APP I

Corps, etc. Australian Mtd. Division Wg 3

RETURN of Sick and Injured Animals during the week ending 2nd March 1918

Station Der El Belah Date _____

	In last Return	Admitted Since	TOTAL	*Cured	Transferred Sick	Transferred to Con- valescent Horse Depot	Died	Destroyed	Cast and Sold	Remaining under Treatment	TOTAL	REMARKS (Nature of Cases to be stated)
1. General Diseases	51	33	84	37	34	1				12	84	
2. Respiratory "	12	4	16	8						8	16	
3. Circulatory "	1		1							1	1	
4. Urinary "												
5. Generative "			2	1						1	2	
6. Digestive "	6	45	51	35	1		4			11	51	
7. Lymphatic "												
8. Nervous "												
9. Skin "	121	28	149	76	1					122	149	
10. Locomotory "	10	10	20	8	2					10	20	
11. Specific "	11	6	17	3						14	17	
12. Visual "	7		7	3						4	7	
13. Injuries	126	79	205	78	9			2		116	205	
TOTAL	346	206	552	199	47	1	4	2		399	552	

* Number transferred cured to Remount Depots to be also noted in column of Remarks.

Present Strength of Animals:—
Samuel 17
 Horses 7203
 Mules 1170
 Total 8966

Horses 261
 Mules 38
299

Shunjae Major A.D.V.S.
 Veterinary Officer.

PERSONNEL OF HOSPITAL.

(To be completed by Officers Commanding Hospitals only.)

STAFF	Effective	Non-Effective	ATTACHED	Effective	Non-Effective
Warrant Officers					
Staff Serjeants and Serjeants					
Corporals					
Privates					
Farrier Q.M.S., S. Sjts. & Sjts.					
Corporal Shoeing Smiths					
Shoeing Smiths					
Saddler Corporals					
Saddlers					
TOTAL					

VETERINARY OFFICERS OF FORMATIONS OR HOSPITALS.

Rank	Name	Charge	Rank	Name	Charge

CONTAGIOUS DISEASE.
 (Remarks as to Action taken.)



FIELD SERVICE.

APP. II

Corps, etc. Australian Mounted Division

RETURN of Sick and Injured Animals during the week ending 9-3-18

Station Belah Date 10-3-18

	In last Return	Admitted Since	TOTAL	*Cured	Transferred Sick	Transferred to Con- valescent Horse Depot	Died	Destroyed	Cast and Sold	Remaining under Treatment	TOTAL	REMARKS (Nature of Cases to be stated)
1. General Diseases	12	46	58	3	8					47	58	
2. Respiratory "	8	7	15	7						8	15	
3. Circulatory "	1		1	1							1	
4. Urinary "												
5. Generative "	1		1							1	1	
6. Digestive "	11	53	64	58	1		1	1		6	64	
7. Lymphatic "												
8. Nervous "												
9. Skin "	122	20	142	30						112	142	
10. Locomotory "	10	13	23	6	4					13	23	
11. Specific "	14		14	2						12	14	
12. Visual "	4	2	6	3						3	6	
13. Injuries	116	58	174	53	6			1		114	174	
TOTAL	299	199	498	160	19		1	2		316	498	

* Number transferred cured to Remount Depots to be also noted in column of Remarks.

Present Strength of Animals:—

Horses _____
 Mules _____
 Total _____

[Handwritten Signature]

Veterinary Officer.

PERSONNEL OF HOSPITAL.

(To be completed by Officers Commanding Hospitals only.)

STAFF	Effective	Non-Effective	ATTACHED	Effective	Non-Effective
Warrant Officers					
Staff Serjeants and Serjeants					
Corporals					
Privates					
Farrier Q.M.S., S. Sjts. & Sjts.					
Corporal Shoeing Smiths					
Shoeing Smiths					
Saddler Corporals					
Saddlers					
TOTAL					

VETERINARY OFFICERS OF FORMATIONS OR HOSPITALS.

Rank	Name	Charge	Rank	Name	Charge

CONTAGIOUS DISEASE.
 (Remarks as to Action taken.)

To Veterinary Officers of Division:

Subject: A.R. A.3000, Returns.



Difficulty is being experienced at this Office in compilation of Returns by reason of the following:-

~~1. Delay on the part of Veterinary Officers in rendering their A.3000 Returns.~~

1. Delay on the part of Veterinary Officers in rendering their A.3000 Returns.
2. Non-inclusion in this return of essential information, though notification of requirements in this direction has previously been made on several occasions.

For information, following are points to be observed when making up the return, and the importance of attention to these details by all Veterinary Officers is strongly emphasised:-

1. Column I ("In Last Return") of the current week's return must always agree with column II ("Remaining under treatment") of the previous week.
2. Destination of animals shown in column 6 ("Transferred Sick") must always be included. In the case of returns from Units other than Mobile Veterinary Sections, such destination should always be "To M.V.S." In no case when a Mobile Section is in the vicinity should animals be evacuated direct to L.of C. In the event, however, of such procedure being unavoidable a receipt showing detail, as follows, should be obtained and forwarded to this Office:-

No.	Colour.	Sex.	Unit.	Complaint.
-----	---------	------	-------	------------
3. Detail of mortality during the week is required in column 13 ("Remarks") where cause of death and description of animal, i.e., horse, mule, or donkey, will be inserted. In this column will also be shown the principal causes of admission for the week.
4. Animals remaining under treatment are to be classified, i.e., numbers given of horses, mules, &c., included in total. Mobile Vet. Section Returns will show also (by Brigades) total numbers of animals belonging to various Units.
5. In order to be uniform with other returns furnished to D.H.Q., the A.3000 Return must include all casualties, &c., up to 1800 Friday of each week, and must reach this Office by 1000 Sunday.
6. A brief general report to cover the following points is required each week:-
 - (a) Condition of animals - percentage of thin animals - practical suggestions for improvement - grooming, watering, work, nature of.
 - (b) Forage, class issued, quantity and quality - average daily grazing.
 - (c) Animals under treatment - remarks on class of disease, i.e., colics, &c. and probable causes.
 - (d) Infectious and contagious ailments - general observations - number, progress, treatment.
 - (e) Deaths - number - causes - suggestions for reduction, i.e., injuries.
 - (f) Wastage - comments on evacuations.
 - (g) Shoeing, state of, material required. Shoeing-smiths, if establishment complete.
 - (h) Equipment, veterinary.
" (M.V.S.) personal, state of.

[Signature]
Major,
A.D.V.S., Australian Mounted Divn.



FIELD SERVICE.

APP IV
W43

Corps, etc. Ausden

RETURN of Sick and Injured Animals during the week ending 16th March 1918

Station Belah Date 17/3/18

	In last Return	Admitted Since	TOTAL	*Cured	Transferred Sick	Transferred to Convalescent Horse Depot	Died	Destroyed	Cast and Sold	Remaining under Treatment	TOTAL	REMARKS (Nature of Cases to be stated)
1. General Diseases	47	32	79	16	51					12	79	
2. Respiratory ..	8	6	14	9						5	14	
3. Circulatory ..												
4. Urinary ..												
5. Generative ..	1		1							1	1	
6. Digestive ..	6	52	58	48	1		1			8	58	
7. Lymphatic ..												
8. Nervous ..		1	1				1				1	
9. Skin ..	112	22	134	35	3					96	134	
10. Locomotory ..	13	8	21	3	11					7	21	
11. Specific ..	12		12	5						7	12	
12. Visual ..	3	5	8	1						7	8	
13. Injuries	114	73	187	43	9			1		134	187	
TOTAL	316	199	515	160	75		2	1		277	515	

* Number transferred cured to Remount Depots to be also noted in column of Remarks.

Present Strength of Animals DONKS 278

REMAINING.
HORSES 255
MULES 21
DONKS 1
TOTAL 277

DEATHS

	D.	DY.	TOTAL
HORSES	2	1	3
MULES	-	-	-
DONKS	-	-	-
TOTAL	2	1	3

Horses 7384
Mules 1163
Total 8547

F. Murray MAJOR A.D.V.S.
Veterinary Officer.

PERSONNEL OF ~~HOSPITAL~~ *DIVISION*

X

W93/9

(To be completed by Officers Commanding Hospitals only.)

STAFF	Effective		Non-Effective		ATTACHED	Effective		Non-Effective	
	MVS	UNIT	MVS	UNIT					
Warrant Officers									
Staff Serjeants and Serjeants	5	4	1	-					
Corporals	6	-	-	-					
Privates	58	-	1	-					
Farrier Q.M.S., S. Sjts. & Sjts.									
Corporal Shoeing Smiths									
Shoeing Smiths	2	-	1	-					
Saddler Corporals									
AAVC DRIVERS	2	-	-	-					
Saddlers									
A.S.C. DRIVERS							9		1
TOTAL	73	4	3				9		1

VETERINARY OFFICERS OF FORMATIONS OR HOSPITALS.

Rank	Name	Charge	Rank	Name	Charge
MAJOR	MURRAY-JONES	A.D.V.S.	CAPT	ALLEN HZ	V.O. DIV TRAIN
CAPT	WARDLE RN	V.O. DIV TRAIN	"	Sargeant RT	V.O. 5 th Bde
"	MOUNTJOY SA	V.O. 3 rd Bde	"	Michelson BJ	O.C. 3/1 MVS
"	THORPE B.K.	V.O. 4 th "			
"	KELLY R.B.	O.C. (TEMP) 8 th MVS			
"	SPENCE R.M.	O.C. 9 th "			
"	WORTHINGTON H	TEMP ATT. V.H. BELBEIS			

A
1/2

CONTAGIOUS DISEASE.
(Remarks as to Action taken.)



Veterinary
Report

for January & February
1918.

War Diary



Army Form A. 2000.



FIELD SERVICE.

Corps, etc. Australian Mtd. Div. W93

RETURN of Sick and Injured Animals during the week ending 23rd March 1918

Station Belah Date 21/3/18.

	In last Return	Admitted Since	TOTAL	*Cured	*Transferred Sick	Transferred to Con- valescent Horse Depot	Died	Destroyed	Cast and Sold	Remaining under Treatment	TOTAL	REMARKS (Nature of Cases to be stated)
1. General Diseases	12	30	42	2	30					10	42	
2. Respiratory "	5	6	11	4				1		6	11	
3. Circulatory "		2	2		1		1				2	
4. Urinary "												
5. Generative "	1	1	2	1						1	2	
6. Digestive "	8	55	63	56	4		1			2	63	
7. Lymphatic "												
8. Nervous "												
9. Skin "	96	8	104	26	5					73	104	
10. Locomotory "	7	17	24	2	11					11	24	
11. Specific "	7		7	3	1					3	7	
12. Visual "	7	1	8							8	8	
13. Injuries	134	69	203	61	8			2		132	203	
TOTAL	277	189	466	155	60		2	3		246	466	

* Number transferred cured to Remount Depots to be also noted in column of Remarks.

Present Strength of Animals: DONKS. 276

REMAINING

Horses 7333

HORSES 219

Mules 1162

MULES 27

Total 8771

DONKS.

TOTAL 246

DEATHS:

D. DY. TOTALS.

HORSES	1	2	3
MULES	1	1	2
DONKS			
TOTALS	2	3	5

Munro MATOR A.D.V.S.
Veterinary Officer.

Division
PERSONNEL OF ~~HOSPITAL~~

Wg 3/12

(To be completed by Officers Commanding Hospitals only.)

STAFF	Effective		Non-Effective		ATTACHED	Effective		Non-Effective	
	<i>Wg</i>	<i>Units</i>	<i>Wg</i>	<i>Units</i>					
Warrant Officers									
Staff Serjeants and Serjeants	7	4	1						
Corporals	8								
Privates	60								
Farrier Q.M.S., S. Sjs. & Sjts.									
Corporal Shoeing Smiths									
Shoeing Smiths	3								
Saddler Corporals									
A.F.V.C. Drivers	2								
Saddlers									
A.S.C. "							9		
TOTAL	80	4	1				9		

VETERINARY OFFICERS OF FORMATIONS OR ~~HOSPITALS~~.

Rank	Name	Charge	Rank	Name	Charge
MAJOR	MURRAY-JONES F.	A D V S	CAPT.	ALLAN HJ	V.O. DIV. TROOPS
CAPT.	WARDLE RN.	V.O. DIV. TRAIN	"	SARGENT RJ	V.O. 5 TH MID. BDE
"	MOUNTJOY SA.	V.O. 3 RD BSG	"	NICHOLSON EJ	O.C. 3/15 TH MID. M.V.S.
"	THORPE GK	V.O. 4 TH "			
"	SPENCE RM	O.C. 9 TH M.V.S.			
"	KELLY RB	O.C. 8 TH (TEMP)			
"	WORTHINGTON H.	TEMP. ATT. TO V.H. BELBEIS.			

CONTAGIOUS DISEASE.

(Remarks as to Action taken.)



Army Form A. 2000.



FIELD SERVICE.

Corps, etc. Australian Mtd. Divn.

Wg 3/13

RETURN of Sick and Injured Animals during the week ending 30/3/18

Station Deir El Belah Date 3/3/18

	In last Return	Admitted Since	TOTAL	*Cured	Transferred Sick	Transferred to Con- valescent Horse Depot	Died	Destroyed	Cast and Sold	Remaining under Treatment	TOTAL	REMARKS (Nature of Cases to be stated)
1. General Diseases	10	21	31	3	17					11	21	
2. Respiratory "	6	1	7	4						3	7	
3. Circulatory "		1	1				1				1	
4. Urinary "												
5. Generative "	1		1							1	1	
6. Digestive "	2	37	39	31	1		2			5	39	
7. Lymphatic "												
8. Nervous "												
9. Skin "	73	16	89	29	1					59	89	
10. Locomotory "	11	16	27	7	5					15	27	
11. Specific "	3	5	8	3						5	8	
12. Visual "	8	2	10	4						6	10	
13. Injuries	132	79	211	63	8			3		137	211	
TOTAL	246	178	424	144	32		3	3		242	424	

* Number transferred cured to Remount Depots to be also noted in column of Remarks.

Present Strength of Animals: 297
 Horses 7301
 Mules 1147
 Total 8925

[Signature]
 Veterinary Officer.

PERSONNEL OF HOSPITAL.

(To be completed by Officers Commanding Hospitals only.)

STAFF	Effective	Non-Effective	ATTACHED	Effective	Non-Effective
Warrant Officers					
Staff Serjeants and Serjeants					
Corporals					
Privates					
Farrier Q.M.S., S. Sjts. & Sjts.					
Corporal Shoeing Smiths					
Shoeing Smiths					
Saddler Corporals					
Saddlers					
TOTAL					

VETERINARY OFFICERS OF FORMATIONS OR HOSPITALS.

Rank	Name	Charge	Rank	Name	Charge

CONTAGIOUS DISEASE.

(Remarks as to Action taken.)

X
Rpp. 3^A
MA3
14
A. A. & Q. M. G.,

The following report and illustrative chart is submitted for information of Director of Remounts as requested 14th instant.

SUBJECT.

Relative evacuations of Brigades of Australian Mounted Division, with reasons for comparatively high evacuations of 5th Mounted Brigade, from January 1st to April 13th, 1918.

Evacuations by Units.

<u>Unit.</u>	<u>January.</u>	<u>February.</u>	<u>March.</u>	<u>April.</u>	<u>Total.</u>
3rd A.L.H.Bde.	68	21	58	35	182
4th A.L.H.Bde.	61	8	39	30	138
5th Mtd.Bde.	82	42	100	49	273

Although it will be noticed that evacuations for 5th Mounted Brigade are relatively higher for above period than 3rd and 4th A.L.H. Brigades, the significant difference occurs during the month of March. This may be explained by the fact that a large number of debilitated animals had been kept during our resting period with the view of conditioning, however, as many had not shown this desired change before the Division moved, they were evacuated. Many of these were original mobilization animals and aged.

During January the evacuations were due to debility as a result of service conditions, together with effects of cold and inclement weather.

During April 27 animals were evacuated from Sherwood Rangers, who had just joined the 5th Mounted Brigade. These were for skin disease, lameness, and debility.

In comparing the relative evacuations of Imperial and Australian Units, the following fact cannot be overlooked - that is, the tendency of Australian Units to retain and treat animals on their own lines instead of evacuating. This, at times, is responsible for the comparatively large number shown under treatment with Units, and fewer evacuations.

F. Murray-Jones
Major,
A.D.V.S., Australian Mounted Division.





X

1793/15

A.A. & Q.M.G.,

The attached Veterinary Report for the month of March, 1918, is submitted for information of G.O.C.

CONTENTS.

1. Wastage Chart showing relative wastage of Units and weekly percentage of wastage of Division.
2. Mortality graph indicating number and causes of death.

A comparison of Unit wastage is as follows:-

<u>Unit.</u>	<u>Evacuated.</u>	<u>Died.</u>	<u>Total.</u>	<u>% of total wastage.</u>
3rd A.L.H.Bde.	58	8	66	25.8
4th A.L.H.Bde.	39	3	42	16.4
5th Mtd.Bde.	100	9	109	42.5
Divl. Troops.	36	3	39	15.3
Totals.	233	23	256	100.0

COMMENTS.

1. Included in the total of 233 evacuates are 140 for debility. These were largely animals that had been kept during our resting stage with the hope of building them up. However, no appreciable improvement followed, and consequently they were evacuated.
2. Skin disease for March shows a decrease from 123 to 59. Those remaining are benign and responding to treatment.
3. Forage. The absence of tibbin during the month was to be regretted inasmuch as animals do not digest and assimilate grain without it. Ten animals died from digestive troubles and eight were evacuated. In my opinion this was directly due to above cause.

F. Murray
Major,
A.D.V.S., Australian Mounted Division.



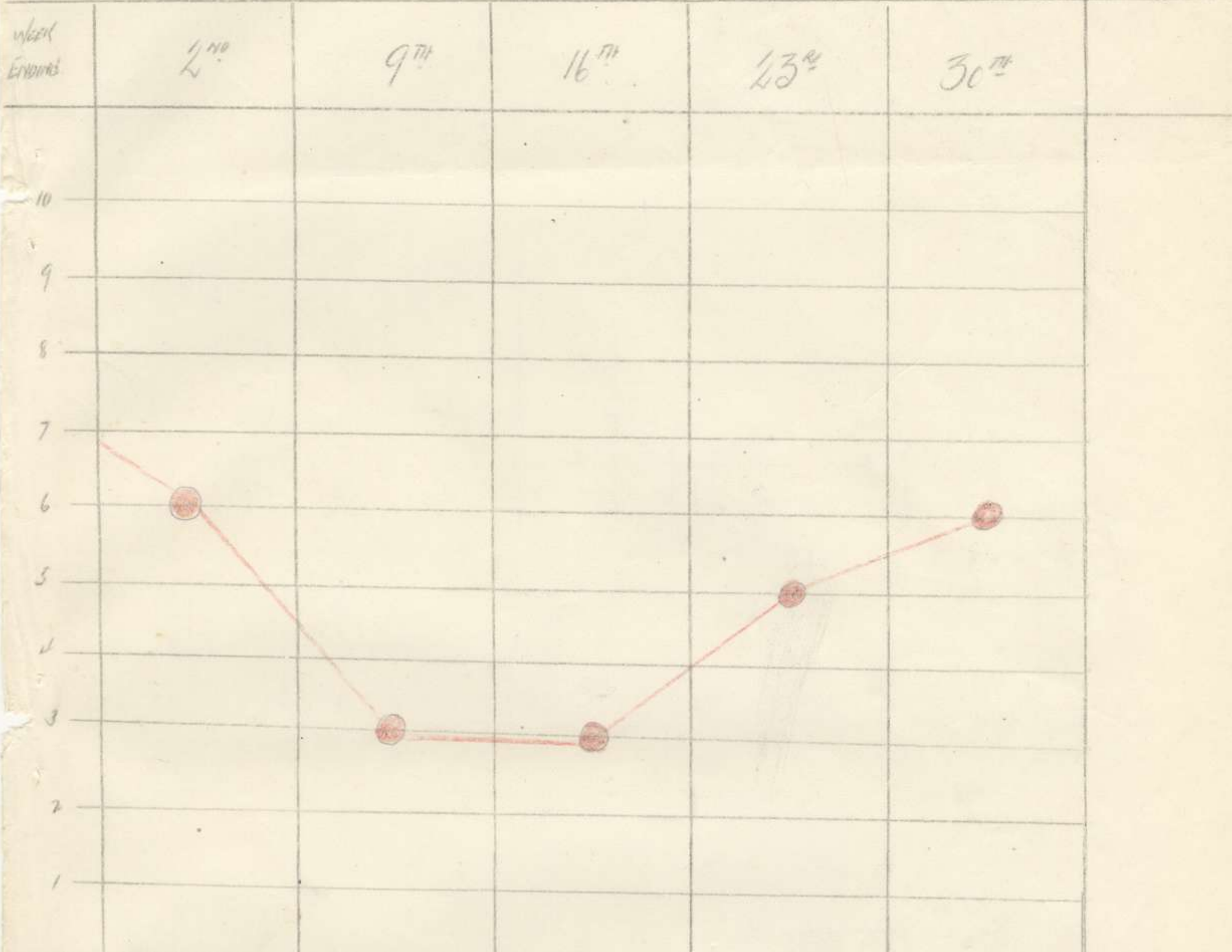
X

A.D.V.S.
No.
Date
* AUSTRALIAN MTD. DIVN.

MORTALITY GRAPH FOR MARCH 1918

1193
16

MARCH.



CAUSES OF DEATH.									
Euteritis	4	Discharge	2	Euteritis	1	Discharges	2	Injuries	3
Fractures	2	Injury	1	Fracture	1	Discharge	1	Discharge	2
				Pneumonia	1	Heart failure	1	Circulatory	1
						Debility	1		
TOTAL	6	Total	3	Total	3	Total	5	Total	6

A.D.V.S.
No. 241
Date 6/4/18
* AUSTRALIAN MTD. DIVN.

Murray

MAJOR
R.D.S.

AUSTRALIAN MOUNTED DIVISION

APP. VII

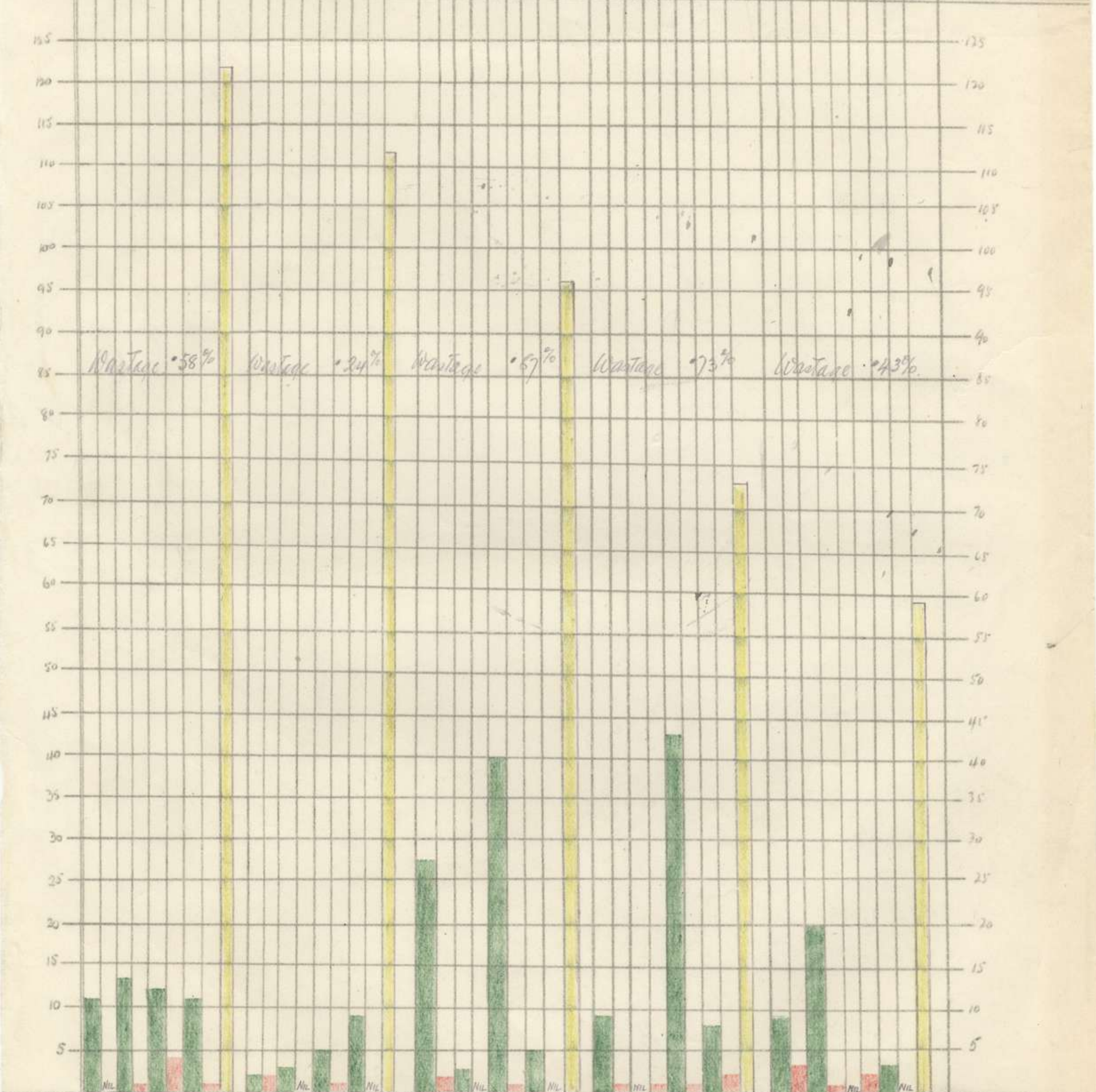
No.

Date

W 93
17

VETERINARY REPORT: WASTAGE CHART FOR MARCH 1918

WEEK ENDING	2 ND				9 TH				16 TH				23 RD				30 TH			
UNIT	3 RD	4 TH	5 TH	Div. Troops	3 RD	4 TH	5 TH	Div. Troops	3 RD	4 TH	5 TH	Div. Troops	3 RD	4 TH	5 TH	Div. Troops	3 RD	4 TH	5 TH	Div. Troops
REASON OF WASTAGE	E	D	E	D	E	D	E	D	E	D	E	D	E	D	E	D	E	D	E	D



REASONS FOR WASTE.		E		D		E		D	
Debility	34	Debility	8	Debility	51	Debility	30	Debility	17
Injury	9	Injury	6	Lameness	11	Lameness	11	Injury	8
Lameness	2	Lameness	4	Injury	9	Injury	8	Lameness	5
Skin	1	Digestive	1	Skin	3	Skin	5	Skin	1
Digestive	1	Total	19	Digestive	1	Digestive	4	Digestive	1
TOTAL	47			TOTAL	75	Total	60	Total	32
CAUSES OF DEATH.		D		D		D		D	
Enteritis	4	Digestive	2	Enteritis	1	Fracture	2	Injury	3
Fracture	2	Injury	1	Fracture	1	Digestive	1	Digestive	2
TOTAL	6	Total	3	Paralysis	1	Heart Failure	1	Circulation	1
				Total	3	Debility	1	Total	6

█ = EVACUATED.
█ = DIED.
█ = SKIN CASES REMAINING UNDER TREATMENT.



A.A. & Q.M.G..

The attached VETERINARY Report for the months of January and February, 1918, is submitted for your information.

Contents:-

1. Wastage Chart showing relative wastage of Units and Percentage Graph of weekly wastage by Division.
2. Mortality Graph indicating number and causes of death.

The wastage for the above period compares most favourably with the wastage for the two months preceding operations, e.g.,

September, 1917, wastage, .49%
 October, " " .76%

Whilst percentages for January and February, 1918, are as follows:-

January, 1.02%
 February,43%

In making a comparison, the fact must be remembered that the wastage in January included 210 animals evacuated for debility. These figures represent 75% of the total evacuations during that month, and were directly due to effects produced by service conditions in the field.

A comparison of Unit wastage is as follows:-

Unit.	Jan.	Feb.	Totals.	Percentage of total wastage.
3rd A.L.H. Brigade	76	27	103	21.87
4th A.L.H. Brigade	75	10	85	18.05
5th Mounted Brigade	96	47	143	30.36
Divisional Troops (including 19th Bde.R.H.A.)	83	57	140	29.72
Totals,	330	141	471	100.00

A comparison of death rate per Unit as follows:-

Unit.	Jan.	Feb.	Totals.	Percentage of total mortality
3rd A.L.H. Brigade	8	6	14	17.28
4th A.L.H. Brigade	14	2	16	19.75
5th Mounted Brigade	14	5	19	23.46
Divisional Troops (inclu: 19th Bde.R.H.A.)	23	9	32	39.50
Totals,	59	22	81	100.00

The heavy death rate for W.B. 5th and 12th January (ref. Chart 2) is accounted for largely by the effect of cold and inclement weather on trekking animals already exhausted and debilitated by service conditions.

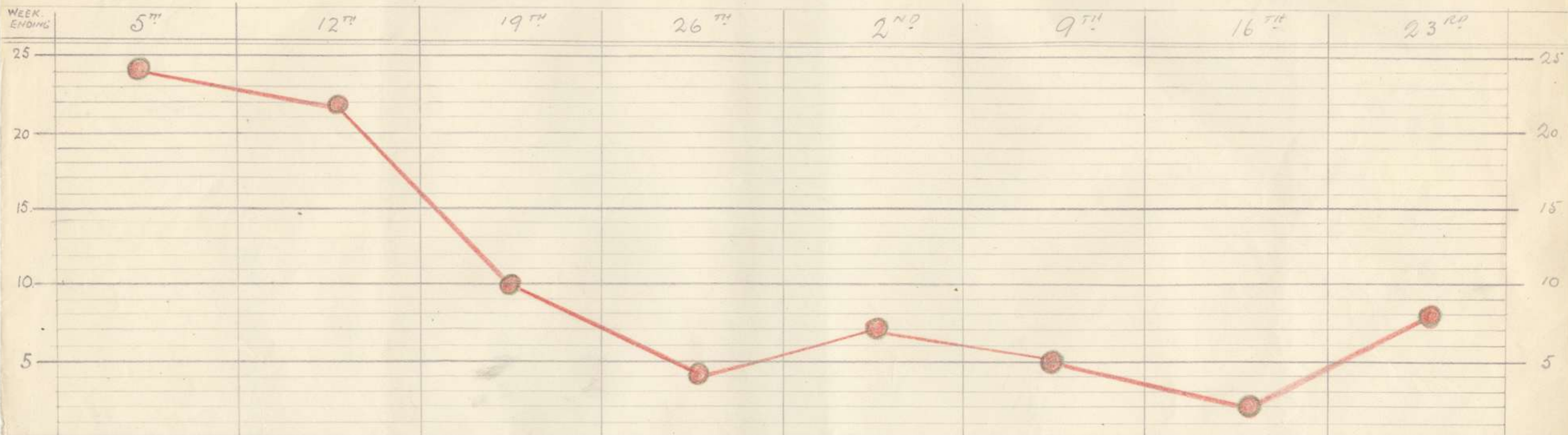


[Signature]
 Major,
 A.D.V.S., Australian Mounted Division.

AUSTRALIAN MOUNTED DIVISION.



GRAPH SHOWING WASTAGE (BY DEATH) OF ANIMALS, PERIOD - MONTHS OF JAN. FEB. 1918.



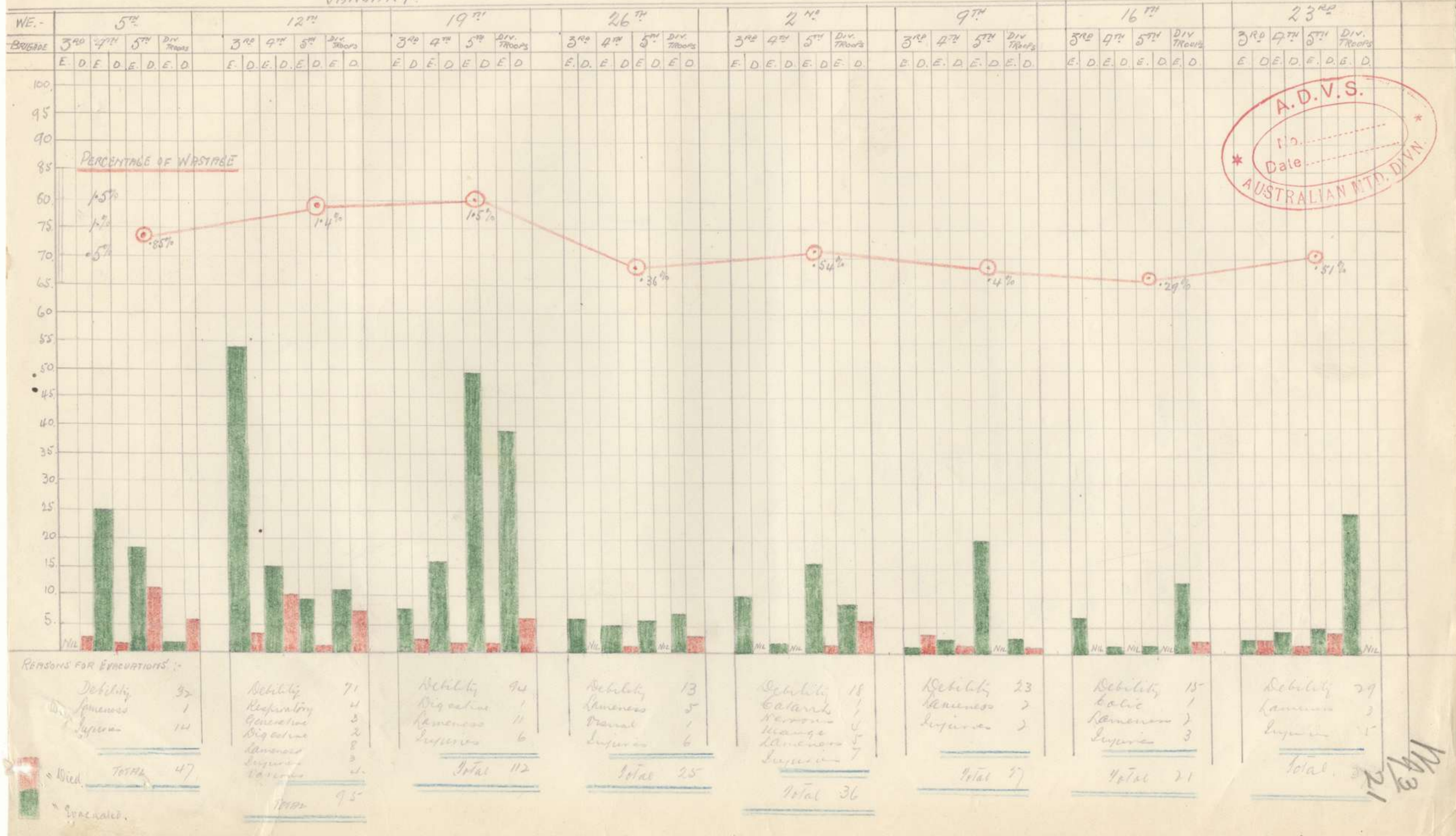
CAUSES OF DEATH:	5 th	12 th	19 th	26 th	2 nd	9 th	16 th	23 rd
Exhaustion	17	13						
Debility	3	5	6	1	3	1		6
Injuries	2	4	1	1	2	1		2
Digestive	1	2	2	1	1	3	2	2
Biliary	1	1	1	1	1	1		
Pneumonia	1	1	1	1	1	1		
<u>Total</u>	<u>24</u>	<u>22</u>	<u>10</u>	<u>4</u>	<u>7</u>	<u>5</u>	<u>2</u>	<u>8</u>

Wg 3
2/0

CHART SHOWING WASTAGE (ANIMAL) OF AUSTRALIAN MOUNTED DIVISION DURING JANUARY AND FEBRUARY 1918.

JANUARY.

FEBRUARY.



A.D.V.S.
 No. _____
 Date _____
 AUSTRALIAN MTD. DIVN.