

AWM4
Australian Imperial Force unit war diaries,
1914-18 War

Repatriation & Demobilisation

Item number: 30/1/14 Part 2

Title: Repatriation and Demobilisation, AIF

November 1919



AWM4-30/1/14PART2

AUSTRALIAN IMPERIAL FORCE.

24th November 1919.

DEMOBILISATION CIRCULAR MEMO NO. 30.

ADDITIONAL DISEMBARKATION LEAVE.

1. Members of the A.I.F. who -
 - (a) Enlisted in the A.I.F. between 1st January 1916 and 30th June 1916, and
 - (b) Have been continuously employed between 1st October 1919 and 30th November 1919,will be granted 15 day's additional disembarkation leave, provided they are otherwise eligible under the provisions of G.I. No.24, Annexure "A", paras 2 (b) (c) and (d), 4 and 6.
2. This privilege will in no case be made to apply to persons who have been previously considered under G.I. No.24.
3. The procedure for putting the above into effect will be similar to that already authorised in connection with G.I. No.24.

Nominal Rolls in triplicate and Forms 663A will be submitted to Officer i/c Records for verification. Forms 663A together with one copy of Roll will be returned for signature of authority concerned. Forms 663A will then be handed to soldier and signed copy of Nominal Roll returned to Officer i/c Records.

Pro Forma A.I.F. Form 663A is attached. Supplies of these Forms are being printed and will be obtainable on demand.


Lieut. Colonel.
Director.
Repatriation and Demobilisation, A.I.F.

DISTRIBUTION :-

Headquarters. A.I.F.	10 copies.
Commandant, A.I.F. Depots in U.K.	5 "
Dept. of Defence, Melbourne.	10 "

PROFORMA.

A.I.F. Form No. 663A.

DEPARTMENT OF REPATRIATION AND DEMOBILISATION A.I.F.

CERTIFICATE

FOR

ADDITIONAL DISEMBARKATION LEAVE.

-
1. This is to certify that the bearer -
Regt. No. Rank. Name.
Unit.
is entitled under Demobilisation Circular Memo No. 60
to an additional 15 day's disembarkation leave.
 2. He enlisted in the A.I.F. on.
 3. He has not returned to Australia since that date.
 4. He is not a member of the Permanent Military Forces of
the Commonwealth of Australia.
 5. He has not been granted leave for "non-military
employment".
 6. He has not been granted "extended leave".
 7. He has been continuously employed abroad on duty
between 1st October 1919 and 30th November 1919
and had not embarked for Australia on that date.

Signature.

Appointment.

Date.

AUSTRALIAN IMPERIAL FORCE.

A.I.F. Headquarters,
130, Horseferry Road,
L O N D O N. S.W.1.

2nd December 1919.

DEMOBILISATION CIRCULAR MEMO NO. 31.

REPATRIATION OF EX-MEMBERS OF THE A.I.F.

Notification has been received from the Australian Government to the effect that free 3rd class passages to Australia may be granted to bona fide ex-members of the A.I.F. discharged in the U.K.

Applications should be addressed to Branch 2.D. at the above address to arrive not later than 15th DECEMBER, 1919.

The following particulars should be noted:- Late Regtl.No. _____

Rank...Name..(in full)...Unit..... Date of Discharge.....

Passages, when approved, can only be arranged when accommodation is available on ships allotted for the purpose.

Dependants (wife and children) of approved ex-members of the A.I.F. are likewise eligible for free 3rd Class passages to Australia; applications for such to be submitted by 15th inst. on A.I.F. Form No. 542 which can be had on application.

Higher class passages (2nd or 1st) may be granted to those entitled and their dependants by reason of their rank (see below) at the date of discharge, on the payment of the difference between the cost of 3rd Class passage and the higher class passage concerned.

Present rates are:-

First Class	£55.0.0.
Second "	£38.0.0.
Third "	£23.0.0.

Ex Officers may travel First Class

Ex W.O's and Sergts." " Second " (Sgts entitled to hammock accomodation only.)

All Other ranks, " " Third "

Nicholson
Lieut.Colonel.
Director.
Repatriation & Demobilisation A.I.F.

For Distribution P.T.O.

DISTRIBUTION

Each discharged soldier in U.K.	1.
1 D.	4.
2 D	10.
4 D	1.5.
5 D	5.
C.P.M.	1.
O.C.Records	1.
A.A.G.	10.
Commandant	1.
do Depots	10.
R & D Liaison Sutton Veny	1.
Maj Wren Winchester	1.
Lt Browning	1.
A.D.M.S. (Lt-Col Jeffries)	1.
Secrty War Office	1.
Dir-Gen Demob Park Buildings	1
Comdr Parker	1.5.
War Diary	3.
D.of Defence	3.
High Commisioner	1.
Agent General for Queensland	1.
Agent General for New South Wales	1.
Agent General for Victoria	1.
Agent General for South Muustralia	1.
Agent General for Western Australia	1.
Agent General for Tasmania	1.
Australia House (Capt Ellison)	1.


REPATRIATION & DEMOBILISATION A. I. F.

RETURN A.43.

EMBARKATIONS FROM U. K. PORTS ENDING 31. 10. 19.

SHIP No.	DATE	SHIP	PORT	OFF. • NUR.	W.O. & SGTs.	O.F.	PROGRESSIVE TOTAL A.I.F.	WIVES ETC.	MUTY. & WAR WORKERS	PROGRESSIVE TOTAL NOT A.I.F.	
Total at 24.10.19.				7039	899	12376	120593	140907	11161	6181	17342
153	25.10.19.	"ORONTES"	L'don	38	6	5	94	141050	212	-	17554
				(C.C. Troops Lt.Col. A.R. HERROW C.M.G., D.S.O., 41st. Battn.)							
154	30.10.19.	"WALTON"	"	144	15	94	56	141359	153	-	17707
				(C.C. Troops Lt.Col. R. WILLIAMS D.S.O., O.B.E., A.M.C.)							
155	31.10.19.	"MAGDONIA"	Ply. Sound	49	-	-	-	141408	-	-	17707
				(Officer in Charge Lt.Col. J.B. MOTT - 48th Battn.)							
				7270	920	12475	120743	141408	11526	6181	17707
Total shown on A.42.				7039	899	12376	120593	140907	11161	6181	17342

4.11.19.


 Lieut.
 D.A. Statistics.


REPATRIATION & DEMOBILISATION A. I. F.

RETURN A.44.

EMBARKATIONS FROM U. K. FOR WEEK ENDING 7. 11. 1919.

SHIP NO.	DATE	SHIP	PORT	OFF.	NUR.	W.O. & SCTS.	O.R.	PROGRESSIVE TOTAL A.I.F.	WIVIS ETC.	MUTN. & WAR WORKERS	PROGRESSIVE TOTAL NOT A.I.F.
Total at 31.10.19.				7270	920	12475	120743	141408	11526	6181	17707
156	1.11.19.	"ORVIETO"	L'don	46	5	8	43	141510	247		17954
				(O.C.Troops Lt.Col. C.H.E. MANNING - 2nd.Div.Train)							
157	1.11.19.	"NESTOR"	Ply.Sound	358	15	130	659	142672	2	1	17957
				(O.C.Troops N.MARSHALL D.S.O., M.C. - 53rd.Battn.)							
158	7.11.19.	"MARATHON"	S'hampton	44	10	23	266	143015	361		18318
				(O.C.Troops Lt.Col. F.S. McLEAN D.S.O., - 4th Pioneers)							
	7.11.19.	Personnel granted extended leave to return to Australia at own expense 2 (believed to have embarked and struck off)			1	2	13	143033			
				7720	951	12638	121724	143033	12136	6182	18318
Total shown on A.43				7270	920	12475	120743	141408	11526	6181	17707

11.11.1919.


 Lieut.
 D.A. Statistics.

REPATRIATION & DEMOBILISATION A. I. F.

RETURN A.45.

EMBARKATIONS FROM U. K. FOR WEEK ENDING 14.11.1919.

SHIP NO.	DATE	SHIP	PORT	OFF.	NUR.	W.O. & SGTS.	O.R.	PROGRESSIVE TOTAL A.I.F.	WIVES ETC.	MUTN. & WAR WORKERS	PROGRESSIVE TOTAL NOT A.I.F.	
Total at 7.11.19.					7720	951	12640	121726	143037	12148	6182	18330
159.	12.11.19.	"DONGARRA"	L'don	-	-	3	1	143041				
					7720	951	12643	121727	143041	12148	6182	18330
Total shown on A.44					7720	951	12638	121724	143033	12136	6182	18318

Corrections:-

"ACQUITANIA" add 1 Off.	"BERRIMA" add 10 Dep.
"ORITA" less 1 Off.	"WAHEHE" add 2 Sgts.
"BENALLA" add 4 O.R.	less 2 O.R.
	add 2 Dep.

18.11.1919.

Lieutenant.
Statistics.

REPATRIATION & DEMOBILISATION A. I. F.

RETURN A.46.

EMBARKATIONS FROM U. K. FOR WEEK ENDING 21.11.1919.

SHIP NO.	DATE	SHIP	PORT	OFF.	NUR.	W.O. & SGTS.	O.R.	PROGRESSIVE WIVES TOTAL A.I.F. ETC.	MUTN. & WAR WRKRS.	PROGRESSIVE TOTAL A.I.F.	
Total at 14.11.19.				7719	951	12643	121731	143044	12148	6182	18330
160.	15.11.19.	"ORMONDE"	L'don	66	9	21	123	143263	232		18562
				(O.C.Troops Lt.Col.G.I.STEVENSON)							
161.	15.11.19.	"YPIRANGA"	L'pool	173	11	229	586	144262	35		18597
				(O.C.Troops Lt.Col.G.F.MURPHY C.M.G.,D.S.O.)							
162	17.11.19.	"POINT MACQUARIE"	L'don	9	8	6	11	144296	6	400	19003
Flying to Australia, treated as embarked				5	-	3	-	144304			
Personnel granted extended leave to return to Australia at own expense presumed to have embarked and struck off				14	-	40	66	144424			
				7986	979	12942	122517	144424	12421	6582	19003
Total shown on A.45.				7720	951	12643	121727	143041	12148	6182	18330
Corrections:-											
				"THEMISTOCLES Sd. 12.6.19. Less 1 O.R.			"ORMONDE" Sd. 13.6.19. add 3 O.R.				
				"KONIG FRED.AUGUS" " 20.6.19. " 1 Off.			Add 2 O.R.				

25.11.1919.

[Signature]
Statistics.

Lieut.

REPATRIATION & DEMOBILISATION A. I. F.

RETURN A.47.

EMBARKATIONS FROM U. K. FOR WEEK ENDING 28.11.1919.

SHIP NO.	DATE	SHIP	PORT	OFF.	NUR.	W.O. & SGTS	O.R.	PROGRESSIVE TOTAL A.I.F.	WIVES & ETC.	MUTN. & WAR WRKRS.	PROGRESSIVE TOTAL NOT A.I.F.	
Total at 21.11.19.					7986	979	12942	122517	144424	12434	6582	19016
163	22.11.19.	"ORSOVA"	L'don	16	8	21	1	144470	278		19294	
				(O.C.Troops Major R.H. NORMAN D.S.O., M.C. - 2nd. Inf. Brigade)								
164	22.11.19.	"AENEAS"	Dv.port	133	8	189	776	145576	54		19348	
				(O.C.Troops Lt.Col. C.A. DENEHY D.S.O. - 57th Battn.)								
				8135	995	13152	123294	145576	12766	6582	19348	
Total shewn on A.46					7986	979	12942	122517	144424	12421	6582	19003

Corrections:-

"MAHANA" sd. 25.9.19. add 13 Dependents

2.12.1919.


 Lieutenant.
 Statistics.

REPATRIATION & DEMOBILISATION A. I. F.

RETURN B. 42

A. I. F. IN EUROPE.

42

IN EUROPE TO BE REPATRIATED OR DEMOBILISED	WEEK ENDING			TOTAL TO			DISPOSED OF			WEEK-ENDING			TOTAL TO		
	31. 10. 19.	Off.	N. C.R.	31. 10. 1919.	Off.	N. C.R.	31. 10. 1919	Off.	N. C.R.	31. 10. 1919	Off.	N. C.R.	31. 10. 1919	Off.	N. C.R.
1. A.I.F. in Europe at 10/11th Oct. (Census)	-	-	-	2058	280	11007	1. Embarkations from U.K. since 10/11th Oct.	231	21	249	341	25	256		
2. Arrivals in U.K. from Asiatic Theatre. Escorts.	6	-	61	14	-	137	2. Deaths in U.K. since 10/11th Oct.	-	-	1	-	-	1		
							3. Discharges granted in U.K. since 10/11th Oct.	8	-	51	18	-	145		
							4. Balance await- ing Repatriation	-	-	-	1713	255	10744		
TOTAL	6	-	61	2072	280	11144		239	21	301	2072	280	11144		

4.11.1919.

R. B. Manning
Lieut.
D.A. Statistics.

REPATRIATION & DEMOBILISATION A. I. F.

RETURN B. 43.

A. I. F. IN EUROPE.

IN EUROPE TO BE REPATRIATED OR DEMOBILISED	WEEK ENDING 7. 11. 19.			TOTAL TO			DISPOSED OF	WEEK ENDING 7. 11. 1919.			TOTAL TO		
	Off.	N.	O.R.	Off.	N.	O.R.		Off.	N.	O.R.	Off.	N.	O.R.
1. A.I.F. in Europe at 10/11th Oct. (Census)	-	-	-	2058	280	11007	1. Embarkations from U.K. since 10/11th Oct.	450	31	1144	791	56	1400
2. Arrivals in U.K. from Asiatic Theatre. Escorts.	-	-	16	14	-	153	2. Deaths in U.K. since 10/11th Oct.	-	-	-	-	-	1
							3. Discharges granted in U.K. since 10/11th Oct.	8	-	31	26	-	174
							4. Balance await- ing Repatriation	-	-	-	1255	224	9585
TOTAL	-	-	16	2072	280	11160		458	31	1175	2072	280	11160

11.11.1919.

[Signature]
Lieut.
D.A. Statistics.

REPATRIATION & DEMOBILISATION A. I. F.

RETURN B. 44.

A. I. F. IN EUROPE.

IN EUROPE TO BE REPATRIATED OR DEMOBILISED	WEEK ENDING 14. 11. 19.			TOTAL TO 14. 11. 1919.			DISPOSED OF			WEEK ENDING 14. 11. 1919.			TOTAL TO 14. 11. 1919.		
	Off.	N.	O.R.	Off.	N.	O.R.				Off.	N.	O.R.	Off.	N.	O.R.
1. A.I.F. in Europe at 10/11th Oct. (Census)	-	-	-	2058	280	11007	1. Embarkations from U.K. since 10/11th Oct.	-	-	4	791	56	1404		
2. Arrivals in U.K. from Asiatic Theatre. Escorts	-	-	-	14	-	153	2. Deaths in U.K. since 10/11th Oct.	2	-	2	2	-	3		
							3. Discharges granted in U.K. since 10/11th Oct.	11	-	36	37	-	210		
							4. Balance await- ing Repatriation	-	-	-	1242	224	9543		
TOTAL	-	-	-	2072	280	11160		13	-	42	2072	280	11160		

18.11.1919.

W. H. ...
Lieut.
Statistics.

REPATRIATION & DEMOBILISATION A. I. F.

RETURN B. 45.

A. I. F. IN EUROPE.

IN EUROPE TO BE REPATRIATED OR DEMOBILISED	WEEK ENDING 21.11.19.			TOTAL TO 21.11.19.			DISPOSED OF	WEEK ENDING 21.11.19.			TOTAL TO 21.11.19.		
	Off.	N.	O.R.	Off.	N.	O.R.		Off.	N.	O.R.	Off.	N.	O.R.
1. A.I.F. in Europe at 10/11th Oct. (Census)	-	-	-	2058	280	11007	1. Embarkations from U.K. since 10/11th Oct.	267	28	1085	1058	84	2489
2. Arrivals in U.K. from Asiatic Theatre. Escorts.	-	-	-	14	-	153	2. Deaths in U.K. since 10/11th Oct.	1	-	1	3	-	4
							3. Discharges granted in U.K. since 10/11th Oct.	7	-	32	44	-	242
							4. Balance await- ing Repatriation	-	-	-	967	196	8425
TOTALS	-	-	-	2072	280	11160		275	28	1118	2072	280	11160

L. Brown
Lieutenant.
Statistics.

25.11.1919.


REPATRIATION & DEMOBILISATION A. I. F.

RETURN B.46.

A. I. F. IN EUROPE.

IN EUROPE TO BE REPATRIATED OR DEMOBILISED	WEEK ENDING 28.11.19.			TOTAL TO 28.11.19.			DISPOSED OF			WEEK ENDING 28.11.19.			TOTAL TO 28.11.19.		
	Off.	N.	O.R.	Off.	N.	O.R.	Off.	N.	O.R.	Off.	N.	O.R.	Off.	N.	O.R.
1. A.I.F. in Europe at 10/11th Oct. (Census)	-	-	-	2058	280	11007	1. Embarkations from U.K. since 10/11th Oct.	149	16	987	1207	100	3476		
2. Arrivals in U.K. from Asiatic Theatre. Escorts	-	-	-	14	-	153	2. Deaths in U.K. since 10/11th Oct.	-	-	2	3	-	6		
							3. Discharges granted in U.K. since 10/11th Oct.	2	-	20	46	-	262		
							4. Balance await- ing Repatriation	-	-	-	816	180	7416		
TOTALS	-	-	-	2072	280	11160		151	16	1009	2072	280	11160		

2.12.1919.


 Lieutenant.
 Statistics.

REPATRIATION & DEMOBILISATION

RETURN B.43

WIVES AND DEPENDANTS OF OFFICERS AND OTHER

RANKS OF THE A. I. F.

1. MARRIAGES.

FROM 30.11.18. to 24.10.19.	6453
for week-ending 31.10.19.	64
Total at 31.10.1919.	<u>6517</u>

2. DEPENDANTS IN UNITED KINGDOM AWAITING REPATRIATION BY FAMILY SHIPS. (Applications held by Branch 2.D.)

DATE	1st. CLASS		2nd. CLASS		3rd. CLASS		TOTAL
	U	A	U	A	U	A	
31.10.19.	467	281	1848		1366	2129	6091

3. A. I. F. PERSONNEL AWAITING RETURN BY FAMILY SHIPS
(Applications held by Branch 2.D.)

DATE	OFFICERS	W.O.'S	SERGEANTS	O/RANKS	TOTAL
31.10.19.	382	135	734	1961	3212

U. Unaccompanied.
A. Accompanied.

4.11.1919.

L. Brown
Lieut.
D.A. STATISTICS.

REPATRIATION & DEMOBILISATION

RETURN E.44

WIVES AND DEPENDANTS OF OFFICERS AND OTHER

RANKS OF THE A. I. F.

1. Marriages

FROM 30.11.18. to 31.10.19.	6517
for week-ending 7.11.19.	46
Total at 7.11.19.	<u>6563</u>

2. DEPENDANTS IN UNITED KINGDOM AWAITING REPATRIATION BY FAMILY SHIPS. (applications held by Branch 2.D.)

DATE	1st. CLASS		2nd. CLASS		3rd. CLASS		TOTAL
	U.	A.	U.	A.	U.	A.	
7.11.19.	408	285	929	1339	1886	4847	

3. A. I. F. PERSONNEL AWAITING RETURN BY FAMILY SHIPS (applications held by Branch 2.D.)

DATE	OFFICERS	W.O.'S	SERGEANTS	O/RANKS	TOTAL
7.11.19.	346	136	738	1735	2955

U. Unaccompanied.
A. Accompanied.

11.11.19 19.

[Handwritten Signature]
Lieut.
S.A. STATISTICS.

REPATRIATION & DEMOBILISATION

RETURN E.45.

WIVES AND DEPENDANTS OF OFFICERS AND OTHER

RANKS OF THE A. I. F.

1. MARRIAGES.

FROM 30.11.18. to 7.11.19.	6563
for week-ending 14.11.19.	67
Total at 14.11.19.	<u>6630</u>

2. DEPENDANTS IN UNITED KINGDOM AWAITING REPATRIATION BY FAMILY SHIPS. (Applications held by Branch 2.D.)

DATE	1st. CLASS	2nd. CLASS		3rd. CLASS		TOTAL
		U.	A.	U.	A.	
14.11.19.	419	306	947	1401	1928	5001

3. A. I. F. PERSONNEL AWAITING RETURN BY FAMILY SHIPS
(Applications held by Branch 2.D.)

DATE	OFFICERS	W.O.'S	SERGEANTS	OTHER RANKS	TOTAL
14.11.19.	353	136	748	1775	3012

U. Unaccompanied.
A. Accompanied.

18.11.1919.


Lieut.
Statistics.

REPATRIATION & DEMOBILISATION

RETURN E.46.

WIVES AND DEPENDANTS OF OFFICERS AND OTHER

RANKS OF THE A. I. F.

1. MARRIAGES.

FROM 30.11.18. to 14.11.19.	6630
for week-ending 21.11.19.	29
Total at 21.11.19.	<u>6659</u>

2. DEPENDANTS IN UNITED KINGDOM AWAITING REPATRIATION BY FAMILY SHIPS. (Applications held by Branch 2.D.)

DATE	1st. CLASS	2nd. CLASS		3rd. CLASS		TOTAL
		U.	A.	U.	A.	
21.11.19.	360	324	930	1427	1819	4860

3. A. I. F. PERSONNEL AWAITING RETURN BY FAMILY SHIPS
(Applications held by Branch 2.D.)

DATE	OFFICERS	W.O.'S	SERGEANTS	OTHER RANKS	TOTAL
21.11.19.	300	133	740	1678	2859

U. Unaccompanied.
A. Accompanied.


Lieut.
Statistics.

25.11.1919.

REPATRIATION & DEMOBILISATION

RETURN E.47.

WIVES AND DEPENDANTS OF OFFICERS AND OTHER

RANKS OF THE A. I. F.

1. MARRIAGES.

FROM 30.11.18. to 21.11.19.	6659
for week-ending 28.11.19.	17
Total at 28.11.19.	<u>6676</u>

2. DEPENDANTS IN UNITED KINGDOM AWAITING REPATRIATION BY FAMILY SHIPS. (Applications held by Branch 2.D.)

DATE	1st. CLASS		2nd. CLASS		3rd. CLASS		TOTAL
	U.	A.	U.	A.	U.	A.	
28.11.19.	302	347	935	1204	1073	4741	

3. A. I. F. PERSONNEL AWAITING RETURN BY FAMILY SHIPS
(Applications held by Branch 2.D.)

DATE	OFFICERS	W.O.'S	SERGEANTS	OTHER RANKS	TOTAL
28.11.19.	290	135	737	1721	2883

U. Unaccompanied.
A. Accompanied.


Lieutenant.
Statistics.

2.12.1919.

REPATRIATION AND DEMOBILISATION

RETURN J.38.

PERSONNEL ACTUALLY ENGAGED IN EDUCATIONAL COURSES AND
INDUSTRIAL OCCUPATIONS AS AT 31.10.1919.

EDUCATIONAL	TOTAL WHO HAVE TAKEN COURSES	TOTAL COMPLETED COURSES	BALANCE ACTUALLY ENGAGED AT 31.10.19.
Technical	3541	3115	426
Agricultural	3730	3626	104
University	702	505	197
	8053	7326	727
Industrial	4600	4415	273
GRAND TOTAL	12741	11741	1000

Appendix "A" (Educational) } Attached.
do "B" (Industrial)

4.11.1919.


Lieut.
D.A. Statistics.

EDUCATIONAL.APPENDIX "A".

CLASS OF OCCUPATION	TOTAL WHO HAVE TAKEN COURSES.	TOTAL COMPLETED COURSES	BALANCE ACTUALLY ENGAGED 31.10.19.
<u>T E C H N I C A L.</u>			
Cinematography & Photography	83	79	4
Metallurgy Firms	9	9	-
" Schools	17	16	1
Schools & Colleges other than for set professions	100	100	-
Draughtsmen	49	44	5
Marine Engineering	19	19	-
Aircraft Manufacture & Aeronautics.	41	24	17
Mining, Engineering & Assaying	51	33	18
Postal, Telegraphy, Telephony & Wireless	307	299	8
Motor Engineering & Driving	570	567	3
Public Works (Engineering & Sewerage Works, Sanitary, etc.)	36	30	6
Business, clerical etc. Experience.	95	83	12
Natural History, Museums, etc.	3	2	1
Royal Sanitary Institute	61	58	3
Nursing & Massage	50	35	15
Languages (Courses)	32	20	12
Cookery Baking & Domestic	105	104	1
Printing	33	31	2
Science etc.	3	1	2
Building	52	38	14
Art Schools	65	61	4
" Firms	7	4	3
Commercial Courses	656	508	148
Music	100	90	10
Tailoring	124	114	10
Optical	37	14	23
Navigation	40	25	15
Journalism	27	24	3
Surveying	134	124	10
Chemistry, & Pharmacy	67	54	13
Railways	13	10	3
Engineering Schools	60	54	6
" Firms	163	142	21
Architecture Schools	77	61	16
" Firms	32	32	-
Dentistry	27	21	6
Miscellaneous	196	185	11
TOTALS	3541	3115	426

I N D U S T R I A L.

APPENDIX "B"

CLASS OF OCCUPATION.	NUMBER WHO HAVE TAKEN COURSES.	TOTAL COMPLETED COURSES.	BALANCE ENGAGED AT 31.10.19.
Shipbuilding	285	276	9
General Engineering	764	737	27
Motors	847	830	17
Aeroplanes	110	99	11
Electrical	276	272	4
Wool & Textiles	27	27	-
Building Trades	398	397	1
Butchers	52	37	15
Bakers, Confectionery, etc.	83	81	2
Insurance, Banking, etc.	414	331	83
Bootmakers & Leather Workers	110	76	34
Tailors, Cutters, etc.	76	66	10
Railway Workers	136	134	2
Tobacco Trade	13	13	-
Cinema, Stage, etc.	51	38	13
Grocery Trades	49	43	6
Linotype & Printing	74	66	8
Watchmakers & Jewellers	32	31	1
Cabinet Makers	28	23	5
Flour Mills.	16	7	9
% Trades not otherwise specified.	847	831	16
<hr/>			
TOTALS	4688	4415	273

% - Toy Manufacturers. Blind Manufacturers. Compass Adjusting. Pottery. French Polishers. Tile Manufacturers. Lace Manufacturers Musical Instrument Manufacturers. Fruit Industry. Glass Blowing etc.	Picture Framing. Sign Writing. Methods of Refrigerating. Tea Expert. Hairdressing. Fur Trade. Surveying. Piano Works. Dye Works. etc.	Seamen. Lime Baking. Umbrella Makers. Dentistry. Hat Manufacturers Weighing Machine Works. Typewriter Ribbon Works. Chiropodists & Massage. Wire Weaving. Chemistry etc.
---	---	--

APPENDIX "B".

E D U C A T I O N A L .
U N I V E R S I T Y .

CLASS OF OCCUPATION	TOTAL WHO HAVE TAKEN COURSES	TOTAL COMPLETED COURSES	BALANCE ENGAGED 31.10.19.
British Universities.	141	61	80
Foreign "	25	25	-
Colleges, Schools, Economics, etc.	75	50	17
Educational Teachers Training & Courses &c.	130	109	21
Parliamentary.	1	1	-
Legal Education & Studies.	91	72	19
Medical Courses etc.	19	6	13
Medical (545s).	203	239	44
Theological & Philanthropical Institutions	17	14	3
TOTALS	702	585	197

A G R I C U L T U R A L .

Farming - Gardening & Vegetable.	74	74	-
do. Horticulture & Fruit.	143	143	-
do. Sheep Shearing Machines.	162	162	-
Stock, Cattle Breeding, etc.	376	375	1
Agriculture, Machinery, Mechanics.	139	139	-
Veterinary & Animal Husbandry.	39	39	-
Farming - General.	1151	1109	42
do. Dairy & Poultry.	191	191	-
Forestry.	108	99	9
Wool (Courses etc.)	551	502	49
Agricultural Colleges.	64	61	3
Agricultural Training Depot.	668	668	-
Miscellaneous.	64	64	-
TOTALS	3730	3626	104

REPATRIATION AND DEMOBILISATION

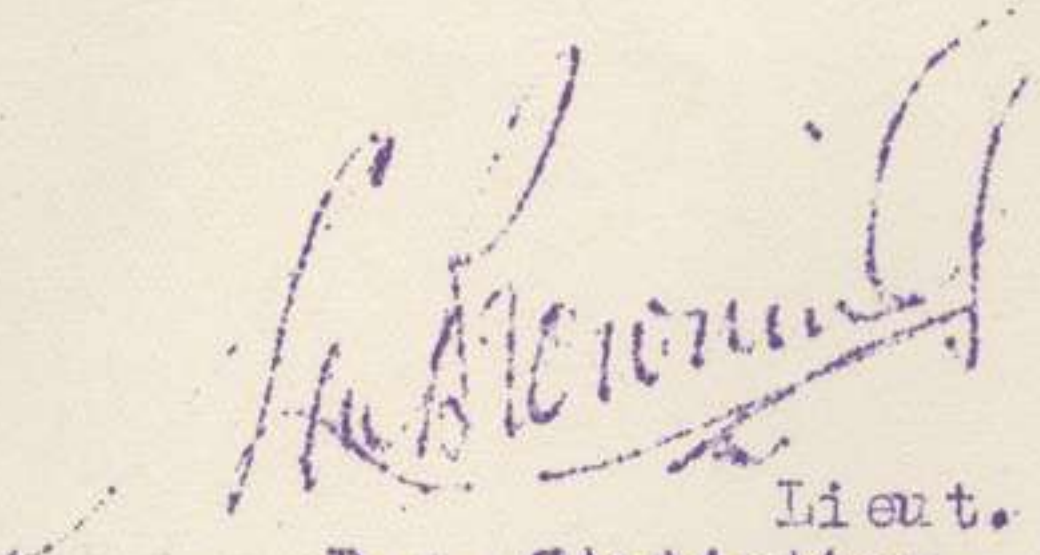
RETURN J.39.

PERSONNEL ACTUALLY ENGAGED IN EDUCATIONAL COURSES AND
INDUSTRIAL OCCUPATIONS AS AT 7.11.1919.

EDUCATIONAL	TOTAL WHO HAVE TAKEN COURSES	TOTAL COMPLETED COURSES	BALANCE ACTUALLY ENGAGED AT 7.11.19.
Technical	3542	3371	171
Agricultural	3730	3721	9
University	782	686	96
	8054	7778	276
Industrial	4691	4598	93
GRAND TOTAL	12745	12376	369

Appendix "A" (Educational)) Attached.
do "B" (Industrial)

11.11.1919.


Lieut.
D.A. Statistics.

EDUCATIONAL.

APPENDIX "A".

CLASS OF OCCUPATION	TOTAL WHO HAVE TAKEN COURSES.	TOTAL COMPLETED COURSES	BALANCE ACTUALLY ENGAGED 7.11.19.
<u>T E C H N I C A L.</u>			
Cinematography & Photography	83	83	-
Metallurgy Firms	9	9	-
" Schools	17	17	-
Schools & Colleges other than for set professions	100	100	-
Draughtsmen	49	49	-
Marine Engineering	19	19	-
Aircraft Manufacture & Aeronautics	41	24	17
Mining, Engineering & Assaying	51	47	4
Postal, Telegraphy, Telephony & Wireless	307	307	-
Motor Engineering & Driving	570	567	3
Public Works (Engineering & Sewerage Works, Sanitary, etc.)	36	30	6
Business, clerical etc. Experience	95	91	4
Natural History, Museums etc.	3	2	1
Royal Sanitary Institute	61	58	3
Nursing & Massage	50	35	15
Languages (Courses)	32	24	8
Cookery, Baking & Domestic	105	105	-
Printing	33	31	2
Science etc.	3	1	2
Building	52	52	-
Art Schools	65	61	4
" Firms	7	4	3
Commercial Courses	656	635	21
Music	100	97	3
Tailoring	124	116	8
Optical	37	29	8
Navigation	40	25	15
Journalism	27	24	3
Surveying	134	124	10
Chemistry & Pharmacy	67	63	4
Railways	13	10	3
Engineering Schools	60	60	-
" Firms	163	163	-
Architecture Schools	77	61	16
" Firms	32	32	-
Dentistry	27	22	5
Miscellaneous	197	194	3
TOTALS	3542	3371	171

APPENDIX "B".

EDUCATIONAL.
UNIVERSITY.

CLASS OF OCCUPATION	TOTAL WHO HAVE TAKEN COURSES	TOTAL COMPLETED COURSES	BALANCE ENGAGED 7.11.19.
British Universities	141	110	31
Foreign "	25	25	-
Colleges, Schools, Economics, etc.	75	70	5
Educational Teachers Training & Courses &c	130	116	14
Parliamentary	1	1	-
Legal Education & Studies	91	85	6
Medical Courses etc.	19	7	12
Medical (545s).	283	258	25
Theological & Philanthropical Institutions	17	14	3
TOTALS	782	686	96

A G R I C U L T U R A L.

Farming - Gardening & Vegetable	74	74	-
do. Horticulture & Fruit	143	143	-
do. Sheep Shearing Machines	162	162	-
Stock, Cattle Breeding etc.	376	376	-
Agriculture Machinery, Mechanics	139	139	-
Veterinary & Animal Husbandry	39	39	-
Farming - General	1151	1144	7
do. Dairy & Poultry	191	191	0
Forestry	108	108	-
Wool (Courses etc.)	551	549	2
Agricultural Colleges	64	64	-
Agricultural Training Depot	668	668	-
Miscellaneous	64	64	-
TOTALS	3730	3721	9

I N D U S T R I A L.

APPENDIX "B".

CLASS OF OCCUPATION.	NUMBER WHO HAVE TAKEN COURSES	TOTAL COMPLETED COURSES	BALANCE ENGAGED AT 7.11.19.
Shipbuilding	285	279	6
General Engineering	764	756	8
Motors	847	837	10
Aeroplanes	110	104	6
Electrical	276	273	3
Wool & Textiles	27	27	-
Building Trades	398	397	1
Butchers	52	45	7
Bakers, Confectionery, etc.	83	83	-
Insurance, Banking, etc.	414	397	17
Bootmakers & Leather Workers	110	104	6
Tailors, Cutters, etc.	76	71	5
Railway Workers	136	136	-
Tobacco Trade	13	13	-
Cinema, Stage, etc.	51	48	3
Grocery Trades	49	46	3
Linotype & Printing	74	71	3
Watchmakers & Jewellers	32	32	-
Cabinet Makers	28	26	2
Flour Mills	16	16	-
% Trades not otherwise specified	850	837	13
<hr/>			
TOTALS	4091	4528	93

%- Toy Manufacturers Bling Manufacturers Compass Adjusting Pottery French Polishers Tile Manufacturers Lace Manufacturers Musical Instrument Manufacturers Fruit Industry Glass Blowing	Picture Framing Sign Writing Methods of Refrigerating Tea Export Hairdressing Fur Trade Surveying Piano Works Dye Works etc.	Seamen Lime Burning Umbrella Makers Dentistry Hat Manufacturers Weighing Machine Works Typewriter Ribbon Works Chiropodists & Massage Wire Weaving Chemistry etc.
--	--	---

REPATRIATION AND DEMOBILISATION

RETURN J.40.

PERSONNEL ACTUALLY ENGAGED IN EDUCATIONAL COURSES AND
INDUSTRIAL OCCUPATIONS AS AT 14.11.1919.

EDUCATIONAL	TOTAL WHO HAVE TAKEN COURSES	TOTAL COMPLETED COURSES	BALANCE ACTUALLY ENGAGED AT 14.11.19.
Technical	3542	3399	143
Agricultural	3731	3721	10
University	782	710	72
	8055	7830	225
Industrial	4691	4612	79
GRAND TOTAL	12746	12442	304

Appendix "A" (Educational)) Attached.
do "B" (Industrial)

18.11.1919.


Lieutenant.
Statistics.

EDUCATIONAL.APPENDIX "A".

CLASS OF OCCUPATION	TOTAL WHO HAVE TAKEN COURSES	TOTAL COMPLETED COURSES	BALANCE ACTUALLY ENGAGED 14.11.19.
<u>T E C H N I C A L.</u>			
Cinematography & Photography	83	83	-
Metallurgy Firms	9	9	-
" Schools	17	17	-
Schools & Colleges, other than for set professions	100	100	-
Draughtsmen	49	49	-
Marine Engineering	19	19	-
Aircraft Manufacture & Aeronautics.	41	29	12
Mining, Engineering & Assaying	51	48	3
Postal, Telegraphy, Telephony & Wireless	307	307	-
Motor Engineering & Driving	570	567	3
Public Works (Engineering & Sewerage works, Sanitary, etc.)	36	30	6
Business, clerical etc. Experience	95	91	4
Natural History, Museums, etc.	3	2	1
Royal Sanitary Institute	61	58	3
Nursing & Massage	50	35	15
Languages (Courses)	32	24	8
Cookery, Baking & Domestic	105	105	-
Printing	33	33	-
Science, etc.	3	1	2
Building	52	52	-
Art Schools	65	61	4
Art Firms	7	4	3
Commercial Courses	656	647	9
Music	100	98	2
Tailoring	124	116	8
Optical	37	29	8
Navigation	40	30	10
Journalism	27	24	3
Surveying	134	124	10
Chemistry & Pharmacy	67	55	12
Railways	13	10	3
Engineering Schools	60	60	-
" Firms	163	163	-
Architecture Schools	77	61	16
" Firms	32	32	-
Dentistry	27	22	5
Miscellaneous	197	194	3
TOTALS	3542	3399	143

I N D U S T R I A L.

APPENDIX "B".

CLASS OF OCCUPATION	NUMBER WHO HAVE TAKEN COURSES	TOTAL COMPLETED COURSES	BALANCE ENGAGED AT 14.11.19.
Shipbuilding	285	279	6
General Engineering	764	758	6
Motors	847	838	9
Aeroplanes	110	104	6
Electrical	276	274	2
Wool & Textiles	27	27	-
Building Trades	398	397	1
Butchers	52	45	7
Bakers, Confectionery, etc.	83	83	-
Insurance, Banking, etc.	414	402	12
Bootmakers & Leather Workers	110	107	6
Tailors, Cutters, etc.	76	71	5
Railway Workers	136	136	-
Tobacco Trade	13	13	-
Cinema, Stage, etc.	51	48	3
Grocery Trades	49	48	1
Linotype & Printing	74	71	3
Watchmakers & Jewellers	32	32	-
Cabinet Makers	28	20	-
Flour Mills	16	16	-
% Trades not otherwise specified	850	830	12
<hr/>			
TOTALS	4691	4612	79

%- Toy Manufacturers Blind Manufacturers Compass Adjusting Pottery French Polishers Tile Manufacturers Lace Manufacturers Musical Instrument Manufacturers Fruit Industry Glass Blowing etc.	Picture Framing Sign Writing Methods of Refrigerating Tea Export Hairdressing Fur Trade Surveying Piano Works Dye Works etc.	Seamen Lime Burning Umbrella Makers Dentistry Hat Manufacturers Weighing Machine Works Typewriter Ribbon Works Chiropodists & Massage Wire Weaving Chemistry etc.
---	--	---

APPENDIX "B".

E D U C A T I O N A L.
U N I V E R S I T Y.

<u>CLASS OF OCCUPATION</u>	<u>TOTAL WHO</u>	<u>TOTAL</u>	<u>BALANCE</u>
	<u>HAVE TAKEN</u>	<u>COMPLETED</u>	<u>ENGAGED</u>
	<u>COURSES</u>	<u>COURSES</u>	<u>14.11.19.</u>
British Universities	141	123	18
Foreign "	25	25	-
Colleges, Schools, Economics, etc.	75	70	5
Educational Teachers Training & Courses etc.	130	117	13
Parliamentary	1	1	-
Legal Education & Studies	91	85	6
Medical Courses, etc.	19	7	12
Medical (545s.)	283	268	15
Theological & Philanthropical Institutions	17	14	3
TOTALS	782	710	72

A G R I C U L T U R A L.

Farming - Gardening & Vegetable	74	74	-
do. Horticulture & Fruit	143	143	-
do. Sheep Shearing Machines	162	162	-
Stock, Cattle Breeding, etc.	376	376	-
Agriculture Machinery, Mechanics	139	139	-
Veterinary & Animal Husbandry	39	39	-
Farming - General	1151	1144	7
Farming (Dairy & Poultry)	191	191	-
Forestry	108	108	-
Wool (Courses, etc.)	552	549	3
Agricultural Colleges	64	64	-
Agricultural Training Depot	668	668	-
Miscellaneous	64	64	-
TOTALS	3731	3721	10

REPATRIATION AND DEMOBILISATION

RETURN J.41.

PERSONNEL ACTUALLY ENGAGED IN EDUCATIONAL COURSES AND
INDUSTRIAL OCCUPATIONS AS AT 21.11.1919.

EDUCATIONAL	TOTAL WHO HAVE TAKEN COURSES	TOTAL COMPLETED COURSES	BALANCE ACTUALLY ENGAGED AT 21.11.19.
Technical	3542	3428	114
Agricultural	3731	3721	10
University	782	723	59
	8055	7872	183
Industrial	4705	4616	89
GRAND TOTAL	12760	12488	272

Appendix "A" (Educational) } Attached.
do "B" (Industrial)

25.11.1919.


Lieutenant.
Statistics.

APPENDIX "A".

E D U C A T I O N A L.

U N I V E R S I T Y.

CLASS OF OCCUPATION	TOTAL WHO HAVE TAKEN COURSES	TOTAL COMPLETED COURSES	BALANCE ENGAGED 21.11.19.
British Universities	141	127	14
Foreign "	25	25	-
Colleges, Schools, Economics, etc.	75	70	5
Educational Teachers Training & Courses, etc.	130	119	11
Parliamentary	1	1	-
Legal Education & Studies	91	85	6
Medical Courses, etc.	19	8	11
Medical (545s.)	283	274	9
Theological & Philanthropical Institutions	17	14	3
TOTALS	782	723	59

A G R I C U L T U R A L.

Farming - Gardening & Vegetable	74	74	-
do. Horticulture & Fruit	143	143	-
do. Sheep Shearing Machines	162	162	-
Stock, Cattle Breeding, etc.	376	376	-
Agriculture Machinery, Mechanics	139	139	-
Veterinary & Animal Husbandry	39	39	-
Farming - General	1151	1144	7
Farming (Dairy & Poultry)	191	191	-
Forestry	108	108	-
Wool (Courses, etc.)	552	549	3
Agricultural Colleges	64	64	-
Agricultural Training Depot	668	668	-
Miscellaneous	64	64	-
TOTALS	3731	3721	10

EDUCATIONAL.APPENDIX "A".

CLASS OF OCCUPATION	TOTAL WHO HAVE TAKEN COURSES	TOTAL COMPLETED COURSES	BALANCE ACTUALLY ENGAGED 31.11.19.
<u>T E C H N I C A L.</u>			
Cinematography & Photography	83	83	-
Metallurgy Firms	9	9	-
" Schools	17	17	-
Schools & Colleges, other than for set professions	100	100	-
Draughtsmen	49	49	-
Marine Engineering	19	19	-
Aircraft Manufacture & Aeronautics	41	37	4
Mining, Engineering & Assaying	51	51	-
Postal, Telegraphy, Telephony & Wireless	307	307	-
Motor Engineering & Driving	570	568	2
Public Works (Engineering & Sewerage Works, Sanitary, etc.)	36	33	3
Business, clerical etc. Experience	95	93	2
Natural History, Museums, etc.	3	2	1
Royal Sanitary Institute	61	59	2
Nursing & Massage	50	43	7
Languages (Courses)	32	24	8
Cookery, Baking & Domestic	105	105	-
Printing	33	33	-
Science, etc.	3	1	2
Building	52	52	-
Art Schools	65	61	4
Art Firms	7	4	3
Commercial Courses	656	647	9
Music	100	98	2
Tailoring	124	116	8
Optical	37	30	7
Navigation	40	30	10
Journalism	27	24	3
Surveying	134	124	10
Chemistry & Pharmacy	67	65	2
Railways	13	10	3
Engineering Schools	60	60	-
" Firms	163	163	-
Architecture Schools	77	62	15
" Firms	32	32	-
Dentistry	27	22	5
Miscellaneous	197	195	2
TOTALS	3542	3428	114

I N D U S T R I A L.

APPENDIX "B".

CLASS OF OCCUPATION	NUMBER WHO HAVE TAKEN COURSES	TOTAL COMPLETED COURSES	BALANCE ENGAGED AT 21.11.19.
Shipbuilding	285	279	6
General Engineering	764	758	6
Motors	847	839	8
Aeroplanes	110	105	5
Electrical	276	274	2
Wool & Textiles	27	27	-
Building Trades	398	397	1
Butchers	52	45	7
Bakers, Confectionery, etc.	83	83	-
Insurance, Banking etc.	414	403	11
Bootmakers & Leather Workers	110	104	6
Tailors, Cutters, etc.	76	71	5
Railway Workers	136	136	-
Tobacco Trade	13	13	-
Cinema, Stage, etc.	51	48	3
Grocery Trades	49	48	1
Linotype & Printing	74	71	3
Watchmakers & Jewellers	32	32	-
Cabinet Makers	28	28	-
Flour Mills	16	16	-
% Trades not otherwise specified	864	839	25
<hr/>			
TOTALS	4705	4616	89

%- Toy Manufacturers Blind Manufacturers Compass Adjusting Pottery French Polishers Tile Manufacturers Lace Manufacturers Musical Instrument Manufacturers Fruit Industry Glass Blowing	Picture Framing Sign Writing Methods of Refrigerating Tea Export Hairdressing Fur Trade Surveying Piano Works Dye Works Seamen	Lime Burning Umbrella Makers Dentistry Hat Manufacturers Weighing Machine Works Typewriter Ribbon Works Chiropodists & Massage Wire Weaving Chemistry
---	--	---

etc.

etc.

etc.

REPATRIATION AND DEMOBILISATION

RETURN J.42.

PERSONNEL ACTUALLY ENGAGED IN EDUCATIONAL COURSES AND
INDUSTRIAL OCCUPATIONS AS AT 28.11.1919.

EDUCATIONAL	TOTAL WHO HAVE TAKEN COURSES	TOTAL COMPLETED COURSES	BALANCE ACTUALLY ENGAGED AT 28.11.19.
Technical	3542	3441	101
Agricultural	3731	3724	7
University	762	733	49
	8055	7898	157
Industrial	4706	4618	88
GRAND TOTAL	12761	12516	245

Appendix "A" (Educational) } Attached
do "B" (Industrial) }


Lieutenant,
Statistics.

2.12.1919.

APPENDIX "A".

E D U C A T I O N A L.
U N I V E R S I T Y.

CLASS OF OCCUPATION	TOTAL WHO HAVE TAKEN COURSES	TOTAL COMPLETED COURSES	BALANCE ENGAGED 28.11.19.
British Universities	141	120	13
Foreign "	25	25	-
Colleges, Schools, Economics, etc.	75	75	-
Educational Teachers Training & Courses etc.	130	119	11
Parliamentary	1	1	-
Legal Education & Studies	91	86	5
Medical Courses, etc.	19	8	11
Medical (545s).	283	277	6
Theological & Philanthropical Institutions	17	14	3
TOTALS	782	733	49

A G R I C U L T U R A L.

Farming - Gardening & Vegetable	74	74	-
do. Horticulture & Fruit	143	143	-
do. Sheep Shearing Machines	162	162	-
Stock, Cattle Breeding, etc.	376	376	-
Agriculture Machinery, Mechanics	139	139	-
Veterinary & Animal Husbandry	39	39	-
Farming - General	1151	1146	5
Farming (Dairy & Poultry)	191	191	-
Forestry	100	108	-
Wool (Courses etc.)	552	550	2
Agricultural Training Depot	668	668	-
Agricultural Colleges	64	64	-
Miscellaneous	64	64	-
TOTALS	3731	3724	7

EDUCATIONALAPPENDIX "A".

CLASS OF OCCUPATION	TOTAL WHO HAVE TAKEN COURSES	TOTAL COMPLETED COURSES	BALANCE ACTUALLY ENGAGED 28.11.19.
<u>T E C H N I C A L.</u>			
Cinematography & Photography	83	83	-
Metallurgy Firms	9	9	-
" Schools	17	17	-
Schools & Colleges other than for set professions	100	100	-
Draughtsmen	49	49	-
Marine Engineering	19	19	-
Aircraft Manufacture & Aeronautics	41	37	4
Mining, Engineering & Assaying	51	51	-
Postal, Telegraphy, Telephony & Wireless	307	307	-
Motor Engineering & Driving	570	568	2
Public Works (Engineering & Sewerage works, Sanitary, etc.)	36	33	3
Business, clerical etc. Experience	95	93	2
Natural History, Museums, etc.	3	2	1
Royal Sanitary Institute	61	59	2
Nursing & Massage	50	45	5
Languages (Courses)	32	24	8
Cookery, Baking & Domestics	105	105	-
Printing	33	33	-
Science, etc.	3	1	2
Building	52	52	-
Art Schools	65	61	4
" Firms	7	4	3
Commercial Courses	656	652	4
Music	100	90	10
Tailoring	124	116	8
Optical	37	34	3
Navigation	40	30	10
Journalism	27	24	3
Surveying	134	124	10
Chemistry & Pharmacy	67	65	2
Railways	13	10	3
Engineering Schools	60	60	-
" Firms	163	163	-
Architecture Schools	77	64	13
" Firms	32	32	-
Dentistry	27	22	5
Miscellaneous	197	195	2
TOTALS	3542	3441	101

INDUSTRIAL.

APPENDIX "B".

CLASS OF OCCUPATION	NUMBER WHO HAVE TAKEN COURSES	TOTAL COMPLETED COURSES	BALANCE ENGAGED AT 28.11.19.
Shipbuilding	285	279	6
General Engineering	764	758	6
Motors	847	839	8
Aereplanes	110	105	5
Electrical	276	274	2
Wool & Textiles	27	27	-
Building Trades	398	398	-
Butchers	52	45	7
Bakers, Confectionery, etc.	83	83	-
Insurance, Banking, etc.	414	403	11
Bootmakers & Leather Workers	110	104	6
Tailors, Cutters, etc.	76	71	5
Railway Workers	136	136	-
Tobacco Trade	13	13	-
Cinema, Stage, etc.	51	48	3
Grocery Trades	49	48	1
Linotype & Printing	74	71	3
Watchmakers & Jewellers	32	32	-
Cabinet Makers	28	28	-
Flour Mills	16	16	-
Trades Not otherwise specified	865	840	25
<hr/>			
TOTALS	4706	4610	88

% Toy Manufacturers Blind Manufacturers Compass Adjusting Pottery French Polishers Tile Manufacturers Lace Manufacturers Musical Instrument Manufacturers Fruit Industry Glass Blowing etc.	Picture Framing Sign Writing Methods of Refrigerating Tea Export Hairdressing Fur Trade Surveying Piano Works Dye Works Seamen etc.	Lime Burning Umbrella Makers Dentistry Hat Manufacturers Weighing Machine Works Typewriter Ribbon Works Chiropodists & Massage Wire Weaving Chemistry etc.
--	--	---

REPATRIATION & DEMOBILISATION A.I.F.

RETURN M. 31.

APPLICATIONS FOR DISCHARGE ELSEWHERE THAN IN AUSTRALIA (EXCLUDING EGYPTIAN THEATRE).

FORM 535.

A.†

B.

C.

D.‡

DATE	RECEIVED BY I.D.	REFERRED BY I.D. (VARIOUS REASONS)	NOT APPROVED BY I.D.	APPROVED BY I.D.
PRCG. TOTAL FROM 24.10.19.	5154	181	1015	3958
DURING WEEK-ENDING 31.10.19.	29	Less 26 Finalised	6	49
TOTAL	5183	155	1021	4007

E.

F.‡

G.

H.

DATE	PENDING PROMULGATION IN SCHEDULE "A".HOSPS. CANCELLATION ETC.	PROMULGATION IN SCHEDULE "A"	PENDING PROMULGATION BY RECORDS.	FINALISED BY RECORDS.
PRCG. TOTAL 24.10.19.	41	3917		3519
DURING WEEK-ENDING 31.10.19.	7	42	381	59
TOTAL	48	3959	381	3578

NOTE. ‡ Includes 439 reconsidered cases now approved.

x. This figure includes a small number of cases which applicants cancelled after approval.

4.11.1919.

[Signature]
Lieut.
D.A. Statistics.

REPATRIATION & DEMOBILISATION A.I.F.

RETURN M.32.

APPLICATIONS FOR DISCHARGE ELSEWHERE THAN IN AUSTRALIA (EXCLUDING EGYPTIAN THEATRE).

FORM 535.

	A. %	B.	C.	D. %
DATE	RECEIVED BY I.D	REFERRED BY I.D (VARIOUS REASONS)	NOT APPROVED BY I.D.	APPROVED BY I.D.
PRG. TOTAL FROM 31.10.19.	5183	155	1021	4007
DURING WEEK-ENDING 7.11.19.	54	1	7	46
TOTALS	5237	156	1028	4053

	E.	F. %	G.	H.
DATE	PENDING PROMULGATION IN SCHEDULE "A". HOSPS. CANCELLATION ETC.	PROMULGATION IN SCHEDULE "A"	PENDING PROMULGATION BY RECORDS.	FINALISED BY RECORDS.
PRG. TOTAL 31.10.19.	48	3959		3578
DURING WEEK-ENDING 7.11.19.	6	40	382	39
TOTALS	54	3999	382 x.	3617

NOTE. % Includes 440 reconsidered cases now approved.
 x. This figure includes a small number of cases which applicants cancelled after approval.

[Signature]
 Lieut.
 D.A. STATISTICS.

REPATRIATION & DEMOBILISATION A.I.F.

RETURN M.33.

APPLICATIONS FOR DISCHARGE ELSEWHERE THAN IN AUSTRALIA (EXCLUDING EGYPTIAN THEATRE).

FORM 535.

	A.%	B.	C.	D.%
DATE	RECEIVED BY I.D.	REFERRED BY I.D. (Various Reasons)	NOT APPROVED BY I.D.	APPROVED BY I.D.
PROG. TOTAL FROM 7.11.19.	5237	156	1028	4053
DURING WEEK-ENDING 14.11.19.	13	4 Less 7 finalized	1	15
TOTALS	5250	153	1029	4068

	E.	F.%	G.	H.
DATE	PENDING PROMULGATION IN SCHEDULE "A" HOSPS. CANCELLATION ETC.	PROMULGATION IN SCHEDULE "A"	PENDING PROMULGATION BY RECORDS	FINALISED BY RECORDS
PROG. TOTAL 7.11.19.	54	3999		3617
DURING WEEK-ENDING 14.11.19.	7	8	343 x	47
TOTALS	61	4007	343 x	3664

NOTE % Includes 441 reconsidered cases now approved.

x. This figure includes a small number of cases which applicants cancelled after approval.

18.11.1919.

[Handwritten Signature]
Lieut.
Statistics.

REPATRIATION & DEMOBILISATION A.I.F.

RETURN M.34.

APPLICATIONS FOR DISCHARGE ELSEWHERE THAN IN AUSTRALIA (EXCLUDING EGYPTIAN THEATRE).

FORM 535.

	A.%	B.	C.	D.%
DATE	RECEIVED BY I.D.	REFERRED BY I.D. (VARIOUS REASONS)	NOT APPROVED BY I.D.	APPROVED BY I.D.
PROG. TOTAL FROM 14.11.19.	5250	153	1029	4068
DURING WEEK-ENDING 21.11.19.	40	3	8	29
TOTALS	5290	156	1037	4097

	E.	F.%	G.	H.
DATE	PENDING PROMULGATION IN SCHEDULE "A" HOSPS. CANCELLATION ETC.	PROMULGATION IN SCHEDULE "A"	PENDING PROMULGATION BY RECORDS	FINALISED BY RECORDS
PROG. TOTAL 14.11.19.	61	4007		3664
DURING WEEK-ENDING 21.11.19.	3	26	x. 330	39
TOTALS	64	4033	330	3703

NOTE % Includes 444 reconsidered cases now approved.
 x. This figure includes a number of cases which applicants cancelled after approval.

25.11.1919.


 Lieutenant.
 Statistics.

REPATRIATION & DEMOBILISATION A.I.F.

RETURN M.35.

APPLICATIONS FOR DISCHARGE ELSEWHERE THAN IN AUSTRALIA (EXCLUDING EGYPTIAN THEATRE).

FORM 535.

	A.%	B.	C.	D.%
DATE	RECEIVED BY I.D.	REFERRED BY I.D. (VARIOUS REASONS)	NOT APPROVED BY I.D.	APPROVED BY I.D.
PROG. TOTAL FROM 21.11.19.	5290	156	1037	4097
DURING WEEK-ENDING 28.11.19.	34	2	3	29
TOTALS	5324	158	1040	4126

	E.	F.%	G.	H.
DATE	PENDING PROMULGATION IN SCHEDULE "A" HOSPS. CANCELLATION ETC.	PROMULGATION IN SCHEDULE "A"	CANCELLATION PENDING FINALISATION BY RECORDS ETC.	FINALISED BY RECORDS
PROG. TOTAL 21.11.19.	64	4033		3703
DURING WEEK-ENDING 28.11.19.	11	18	326 x.	22
	75	4051	326	3725

NOTE % Includes 448 reconsidered cases now approved
 x. This figure includes a number of cases which applicants cancelled after approval.

2.12.1919.

L. Stewart
 Lieutenant.
 Statistics.

REPATRIATION AND DEMOBILISATION.STATISTICAL SUMMARY.

%	Ø	A. I. F. IN EUROPE	at 31.10.19.	12457
	Ø	A. I. F. IN FRANCE	...	as	at 24.10.19.	215
	ØX	EMBARKATION OF A.I.F. FROM UNITED KINGDOM	" 31.10.19.	140488
%		A. I. F. NURSES IN EUROPE	" "	255
	X	A. I. F. NURSES EMBARKED FOR AUSTRALIA.	" "	920
		WIVES AND DEPENDANTS OF A. I. F. IN UNITED KINGDOM.	" "	6091
		WIVES AND DEPENDANTS OF A. I. F. EMBARKED FOR AUSTRALIA.	" "	11526
	Ø	DEATHS OF A. I. F. IN U.K.	" "	691
	ØX	DISCHARGES OF A. I. F. IN U.K.	" "	3534
		NON MILITARY EMPLOYMENT	" "	
		(EDUCATIONAL)			" "	727
		(INDUSTRIAL)			" "	273

Ø Not including Nurses

X Statistics date from 30.11.18.

% Amended in accordance with Census 10/11th Oct.19.

John Percival
Lieut.
D.A. (Statistics).

4.11.19.

REPATRIATION AND DEMOBILISATION.STATISTICAL SUMMARY.


§	♂	A. I. F. IN EUROPE	at 7.11.19.	10840
	♂	A. I. F. IN FRANCE	" "	190
♂		EMBARKATION OF A.I.F. FROM UNITED KINGDOM	" "	142082
%		A. I. F. NURSES IN EUROPE	" "	224
X		A. I. F. NURSES EMBARKED FOR AUSTRALIA	" "	951
		WIVES AND DEPENDANTS OF A. I. F. IN UNITED KINGDOM.	" "	4847
		WIVES AND DEPENDANTS OF A. I. F. EMBARKED FOR AUSTRALIA	" "	12136
§		DEATHS OF A. I. F. IN U. K.	" "	691
♂		DISCHARGES OF A. I. F. IN U. K.	" "	3573
		NON MILITARY EMPLOYMENT	" "	
		(Educational)			" "	276
		(Industrial)			" "	93

♂ Not including Nurses

X Statistics date from 30.11.18.

§ Amended in accordance with Census 10/11th Oct.1919.

11.11.1919.


Lieut.
D.A. (Statistics).

REPATRIATION AND DEMOBILISATION.

STATISTICAL SUMMARY.

%	Ø	A. I. F. IN EUROPE	at 14.11.19.	10785
	Ø	A. I. F. IN FRANCE	" "	107
	ØX	EMBARKATION OF A.I.F. FROM UNITED KINGDOM	" "	142090
%		A. I. F. NURSES IN EUROPE	" "	224
X		A. I. F. NURSES EMBARKED FOR AUSTRALIA	" "	951
		WIVES AND DEPENDANTS OF A. I. F. IN UNITED KINGDOM	" "	5001
		WIVES AND DEPENDANTS OF A. I. F. EMBARKED FOR AUSTRALIA	" "	12148
	Ø	DEATHS OF A. I. F. IN U. K.	" "	695
	ØX	DISCHARGES OF A. I. F. IN U. K.	" "	3620
		NON MILITARY EMPLOYMENT	" "	
			(Educational)		" "	225
			(Industrial)		" "	79

Ø Not including Nurses

X Statistics date from 30.11.18.

% Amended in accordance with Census 10/11th Oct.1919.

18.11.1919.

L. M. M. M.
Lieutenant.
Statistics.

REPATRIATION AND DEMOBILISATION.

STATISTICAL SUMMARY.

% Ø	A. I. F. IN EUROPE	at 21.11.19.	9392
Ø	A. I. F. IN FRANCE	" "	133
ØX	EMBARKATION OF A.I.F. FROM UNITED KINGDOM	" "	143445
%	A. I. F. NURSES IN EUROPE	" "	196
Z	A. I. F. NURSES EMBARKED FOR AUSTRALIA	" "	979
	WIVES AND DEPENDANTS OF A. I. F. IN UNITED KINGDOM	" "	4860
	WIVES AND DEPENDANTS OF A. I. F. EMBARKED FOR AUSTRALIA	" "	12421
Ø	DEATHS OF A. I. F. IN U. K.	" "	697
ØX	DISCHARGES OF A. I. F. IN U. K.	" "	3659
	NON MILITARY EMPLOYMENT	" "	
		(Educational)		" "	183
		(Industrial)		" "	89

§ Not including Nurses

Z Statistics date from 30.11.18.

% Amended in accordance with Census 10/11th Oct.1919.

(sgd) L.K.BROWNE.

25.11.1919.

Lieutenant.
Statistics.

REPATRIATION AND DEMOBILISATION.STATISTICAL SUMMARY.

%	Ø	A. I. F. IN EUROPE	at 20.11.19.	8232
	Ø	A. I. F. IN FRANCE	" "	133
	ØX	EMBARKATION OF A. I. F. FROM UNITED KINGDOM	" "	144581
	%	A. I. F. NURSES IN EUROPE	" "	180
	X	A. I. F. NURSES EMBARKED FOR AUSTRALIA	" "	995
		WIVES AND DEPENDANTS OF A. I. F. IN UNITED KINGDOM	" "	4741
		WIVES AND DEPENDANTS OF A. I. F. EMBARKED FOR AUSTRALIA	" "	12766
	Ø	DEATHS OF A. I. F. IN U. K.	" "	699
	ØX	DISCHARGES OF A. I. F. IN U. K.	" "	3681
		NON MILITARY EMPLOYMENT	" "	157
					(Educational)	
					(Industrial)	88

Ø Not including Nurses

X Statistics date from 30.11.18.

% Amended in accordance with Census 10/11th Oct. 1919.

2.12.1919.

L. Brown
Lieutenant.
Statistics.