

**AWM4**  
**Australian Imperial Force unit war diaries,**  
**1914-18 War**

Engineers

**Item number:** 14/7/16

**Title:** Headquarters 1st Australian  
Divisional Engineers

April 1917



AWM4-14/7/16



Instructions regarding War Diaries and Intelligence Summaries are contained in F. S. Regs., Part II. and the Staff Manual respectively. Title pages will be prepared in manuscript.

# WAR DIARY

or

## INTELLIGENCE SUMMARY.

(Erase heading not required.)

H. Q.
1ST AUSTRALIAN
DIVL. ENGINEERS.
No. 104 6 308
Date April 1917

Army Form C. 2118.

377

Place	Date	Hour	Summary of Events and Information	Remarks and references to Appendices
BAISEUX	1 <sup>st</sup>		Decided to allot 1/2 Co. track brigade as soon as we go into the line. Went over to Corps H.Q. and interviewed the C.E. re allotment of Engineers when we go into new area. 1 <sup>st</sup> Field Company are still with Angas Light Railways. Consider this a great waste of technical labour as they are usually only used as plate layers, stone breakers &c. and not to supervise working parties. <i>done</i>	
do	2 <sup>nd</sup>		Instructions sent to 2 <sup>nd</sup> & 3 <sup>rd</sup> Cos to get in touch with their respective Brigades 3 <sup>rd</sup> & 1 <sup>st</sup> respectively and to assist in the building of their H.Q. 1 Company of 1 <sup>st</sup> Pioneer sent up to Bancourt to assist in the building of new S.H.Q. <i>done</i>	
do	3 <sup>rd</sup>		Office work and squaring up preparatory to going up to new area tomorrow. <i>done</i>	
do	4 <sup>th</sup>		Went up to new S.H.Q. near Bancourt and found satisfactory progress being made in erection of huts, camouflage etc. Went down to 5 <sup>th</sup> Aust Div. to see C.R.E. re taking over line &c. <i>done</i>	
Bancourt do	5 <sup>th</sup>		Went down to 5 <sup>th</sup> Aust Div H.Q. and arranged with C.R.E. 5 <sup>th</sup> Div. re dumps &c.	



Instructions regarding War Diaries and Intelligence  
Summaries are contained in F. S. Regs., Part II.  
and the Staff Manual respectively. Title pages  
will be prepared in manuscript.

# WAR DIARY or INTELLIGENCE SUMMARY.

(Erase heading not required.)

H. Q.
1ST AUSTRALIAN DIVL. E. F. 13.
No. 1st to 20th
Date April 1917

Army Form C. 2118.

377

Place	Date	Hour	Summary of Events and Information	Remarks and references to Appendices
BATNCOURT	5th		Very little to take over as there are no forward dumps.	<i>sum</i>
	6th		Went across to Fremicourt and 3rd Inf Bde. and 2nd F. Co. Also inspected chain Helix pump on well at Fremicourt and arranged for the improvement of the water point.	<i>sum</i>
	7th		Went across to 3rd Field Coy's camp near Batncourt and then rode out with Major Savage along the road to Haplinicourt and then across to Delvaux Farm where I saw G.O.C. 1st Inf Bde. Returned via Beugny on the main Bapaume Cambrai Road. The roads are generally in fair condition and work of improvement is proceeding steadily.	<i>sum</i>
	8th		Regular working parties have been put on to put the Bapaume - Cambrai Rd in order under the supervision of 2nd Field Coy. The portion of the road in this Div. Area is very good except for the Craters. Went up at 10am. to inspect the working parties found everything satisfactory & good progress being made.	<i>sum</i>



Instructions regarding War Diaries and Intelligence  
Summaries are contained in F. S. Regs., Part II.  
and the Staff Manual respectively. Title pages  
will be prepared in manuscript.

# WAR DIARY or INTELLIGENCE SUMMARY.

(Erase heading not required.)



Army Form C. 2118.

373

Place	Date	Hour	Summary of Events and Information	Remarks and references to Appendices
Banconet	8th		Also inspected the roads through Lurmonet which show great improvement. In afternoon went to Villers - an Ilos re shelter for Mobile Vet. Section & to inspect roads.	
	9th		3rd I.C. cooperated with 1st Inf Bde. in attack on HERMIES and did good work by making strong points & Lt McMahon killed by shell fire.	
	10th		Went out through Haplinconet to Bertinconet then across to Viller and Labuequiers. Found the roads in fairly good condition.	
			Went up to the Beugny - This line with Gen. Lotbiniere & Col Blamey. Went by car to Beugny then along the line to the left and then right along the line to Delsaux Farm and then some distance beyond. Line in fairly good order and a lot of work has been done and.	



Instructions regarding War Diaries and Intelligence Summaries are contained in F. S. Regs., Part II. and the Staff Manual respectively. Title pages will be prepared in manuscript.

# WAR DIARY or INTELLIGENCE SUMMARY.

(Erase heading not required.)

H. Q.  
1ST AUSTRALIAN  
DIVL. ENGINEERS.  
No. 1st to 308  
Date April 1917

Army Form C. 2118.

377

Place	Date	Hour	Summary of Events and Information	Remarks and references to Appendices
Barneant	11 <sup>th</sup>		Went out to Selsaux Trench and then on to Beaumont and inspected the site for Bde H.Q. & advanced Div. H.Q. also	
	12 <sup>th</sup>		Office work all day. Major Dyer O.C. P. Field Coy. came in during the afternoon. This company is again being badly handled by the A.L.R. and are not only not doing legitimate Field Coy work but are being humbugged in what they are doing. I have repeatedly protested against a Field Coy being allotted to the A.L.R. as it is a waste of technical labour but apparently nothing can be done as the O.C. A.L.R. apparently does as he likes.	
	13 <sup>th</sup>		Odd day in Office. New site has been selected at Beaumont for Bde H.Q.	
	14 <sup>th</sup>		Went up to Beaumont with Col. Henderson & Capt. Bolton of Pioneers and inspected site for new Bde H.Q. in a deep sunken Rd. Arranged for work to start there tomorrow.	



Instructions regarding War Diaries and Intelligence Summaries are contained in F. S. Regs., Part II. and the Staff Manual respectively. Title pages will be prepared in manuscript.

# WAR DIARY or INTELLIGENCE SUMMARY.

(Erase heading not required.)

H. Q.,  
1ST AUSTRALIAN  
DIVL. ENGINEERS.

Army Form C. 2118.

No. 101 to 204  
Date April 1917

377

Place	Date	Hour	Summary of Events and Information	Remarks and references to Appendices
Barvaumont	15 <sup>th</sup>		Went up to Right of Corps line between Haplevicourt & Beutenicourt with C.S. P. Thayer where we met C.S. 15 <sup>th</sup> Corps and decided on boundary line etc between the two Corps.	
	16 <sup>th</sup>		C.R. 4 <sup>th</sup> Aust Div. came in about 10 am. and we discussed question of work on Beaumonty Line. Arranged for 12 <sup>th</sup> I Co to go to Beugny to work on left and 4 <sup>th</sup> I Co to Yelva to work on right. Went out to Lhemincourt where I saw 2 <sup>nd</sup> I Co. then on to 3 <sup>rd</sup> I Co. at Lebusquiere. Then rode out to the canal & inspected footbridge 3 <sup>rd</sup> I Co put over last night.	<i>done</i>
	17 <sup>th</sup>		Office work.	<i>done</i>
	18 <sup>th</sup>		Went up to 2 <sup>nd</sup> Bde H.Q. where I saw <sup>Major</sup> Mather of 2 <sup>nd</sup> I Co. and discussed question of work etc with S.O.C. 2 <sup>nd</sup> Bde. Went on up to Beaumonty and inspected new Bde. H.Q. in course of construction. Also saw 12 <sup>th</sup> & 4 <sup>th</sup> I Cos. re their work on	<i>done</i>



Instructions regarding War Diaries and Intelligence Summaries are contained in F. S. Regs., Part II. and the Staff Manual respectively. Title pages will be prepared in manuscript.

# WAR DIARY

or

## INTELLIGENCE SUMMARY.

(Erase heading not required.)

H. Q.,  
1ST AUSTRALIAN  
DIVL. ENGINEERS.  
No. *101 to 304*  
Date *April 1917*

Army Form C. 2118.

*377*

Place	Date	Hour	Summary of Events and Information	Remarks and references to Appendices
Bancourt	18 <sup>th</sup>		<p>Beaumonty Line.. I see no particular reason for importing any outside F. Co to do this work. If we were not deprived of 1<sup>st</sup> F. Co &amp; 2 Cys. of Pioneer on A.L.R. we should have plenty of labour to meet all contingencies and I am satisfied that if we had had these 2 companies would not have been taken yesterday. The Division is the working unit and all divisional troops should be left with the Division and if Corps work is required it should be done by the Div as a contract. The system of detaching units as at present is very wasteful of labour and extremely unsatisfactory as can only lead to disaster. Up to the present, although 1 F. Co &amp; 2 Pioneer Bns are working for A.L.R. the line has not carried any except ammunition and has practically been of little or no use to the Division.</p> <p style="text-align: right;"><i>Lee</i></p>	



Instructions regarding War Diaries and Intelligence Summaries are contained in F. S. Regs., Part II. and the Staff Manual respectively. Title pages will be prepared in manuscript.

# WAR DIARY or INTELLIGENCE SUMMARY.

(Erase heading not required.)

1ST AUSTRALIAN  
DIVL. ENGINEERS.  
No. 121 & 122  
Date 29 June 1917

Army Form C. 2118.

377

Place	Date	Hour	Summary of Events and Information	Remarks and references to Appendices
Beaumont	19 <sup>th</sup>		went up to Fremont & saw 2 <sup>nd</sup> F.Co. then on to 3 <sup>rd</sup> F.Co. at Lebrunier	
	20 <sup>th</sup>		and then went round the posts on the Beaugy Beaumont Line with Major Savage, Hardie & Tolloy. Also went round Doigneis & decided on position for Strong Point	
	21 <sup>st</sup>		after work. Rode up to 2 <sup>nd</sup> F.Co. and then to Div. Dump where that wire was going out all right. C.R.G. 11 <sup>th</sup> Div. came in during afternoon to make preliminary arrangements for taking over.	
	22 <sup>nd</sup>		went up to 2 <sup>nd</sup> F.Co. and then out with Major Mather to Mochies & went round the line of posts. A good deal of work is yet needed to make the posts really good. Then rode over to Beaumont & saw work on new Bde 14 <sup>th</sup> . & called in to see the Bde.	
	23 <sup>rd</sup>		Spent morning in Office. In afternoon I started out with C.R.G. 11 <sup>th</sup> Div. and visited 2 <sup>nd</sup> F.Co. at Fremont then on up to Lebrunier to 3 <sup>rd</sup> F.Co. Then went	



Instructions regarding War Diaries and Intelligence  
Summaries are contained in F. S. Regs., Part II.  
and the Staff Manual respectively. Title pages  
will be prepared in manuscript.

# WAR DIARY or INTELLIGENCE SUMMARY.

(Erase heading not required.)

H. Q.,  
1ST AUSTRALIAN  
DIVISION  
1st & 2nd  
Date April 1917

Army Form C. 2118.

377

Place	Date	Hour	Summary of Events and Information	Remarks and references to Appendices
Banmont	23 <sup>rd</sup>		went out to Right Flank of Beaumont line & inspected posts right back to Beaumont. went over to Bde H.Q. & then across to Cambrai Rd & back through Beugny. <u>day</u>	
	24 <sup>th</sup>		Spent the day squaring up office work preparatory to handing over to 11 <sup>th</sup> Div. C.R.E. 11 <sup>th</sup> Div. came over and I handed over to him maps &c. I had ready. The C. Field Coy came in during the evening to discuss various matters. <u>even</u>	
	25 <sup>th</sup>		Completed handing over to 11 <sup>th</sup> Div. Went out with Gen. Lobbins & inspected the Beugny line. 2 <sup>nd</sup> & 3 <sup>rd</sup> F. Cos now working on Beugny line. <u>even</u>	Handing over Reports Appendix
	26 <sup>th</sup>		Office work. <u>even</u>	
	27 <sup>th</sup>		Office work. <u>even</u>	
	28 <sup>th</sup>		Visited 2 <sup>nd</sup> Aust Div. & several matters. <u>even</u>	
	29 <sup>th</sup>		Rode out to 3 <sup>rd</sup> F. Co. to inspect their camp & to inquire into defence of Haplesmeux. <u>even</u>	
	30 <sup>th</sup>		went to Beugny to see about water supply. <u>even</u>	
			Summary of Events and Information	

Summary of Events and Information



HANDING OVER REPORT - Right Brigade Area.

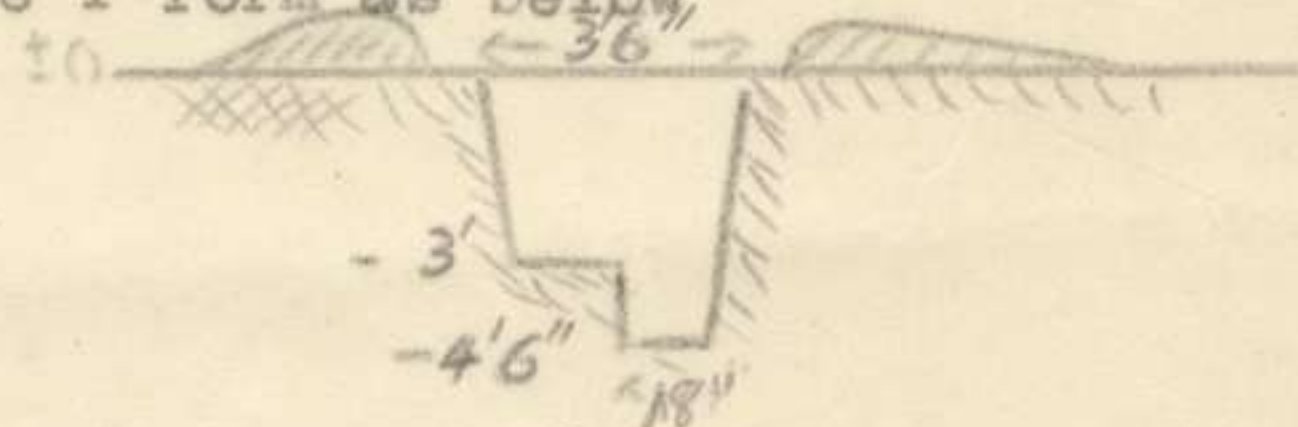

Appendix I

1. FRONT LINE SYSTEM.

The Front Line consists of several strong points and a line of outposts.

There are strong posts at K.25.b.9.2. K.14.a.1.3.  
K.13.b.7.9. K.7.d.4.4. K.7.e.9.5. K.7.b.5.0. J.12.b.9.3.  
J.6.c.6.6.

Most of these strong points are Y form as below



capable of holding 30 or 40 men and are about 50 yds long.


Each strong point has at least one M.G. emplacement and in some two. They are constructed so that they cover all approaches in their vicinity and give supporting fire to the line of outposts.

The outposts originally could hold four men but they have been enlarged since and most of them can hold at least 12 men and several of them 20 men.

The whole of the ground in front of the front line is covered by rifles along the strong posts and outposts and by M.G. placed in the Strong Posts.

There are about 25 outposts in the line and about 600 yds of rifle pits along Sunken Roads in front of DEMICOURT.

The outposts are in a fair state at present but require firestepping and widening



anything from 20 yds to 50 yds long and total about 1200 yds.

Plain wire has been laid between all posts to guide men from one post to another.

There are no communication trenches and it is not possible to walk between posts during the day.

There are no dugouts in the front line with the exception of one or two shelters and shelter is very poor.

WIRING.

Wiring has been done in the most important places at

K.20.c.3.9.	about 100 yards.
K.20.a.2.3.	about 80 yards.
K.14.c.2.2.	about 100 yards.
K.7.b.5.0.	about 430 yards.
J.6.	about 480 yards.

Total wiring is 1190 yards and at present consists of one row of French concertina wire.

Accommodation for Bn.H.Q. and troops.

Battalion Headquarters are small dugouts in Sunken roads with splinter proof roof.

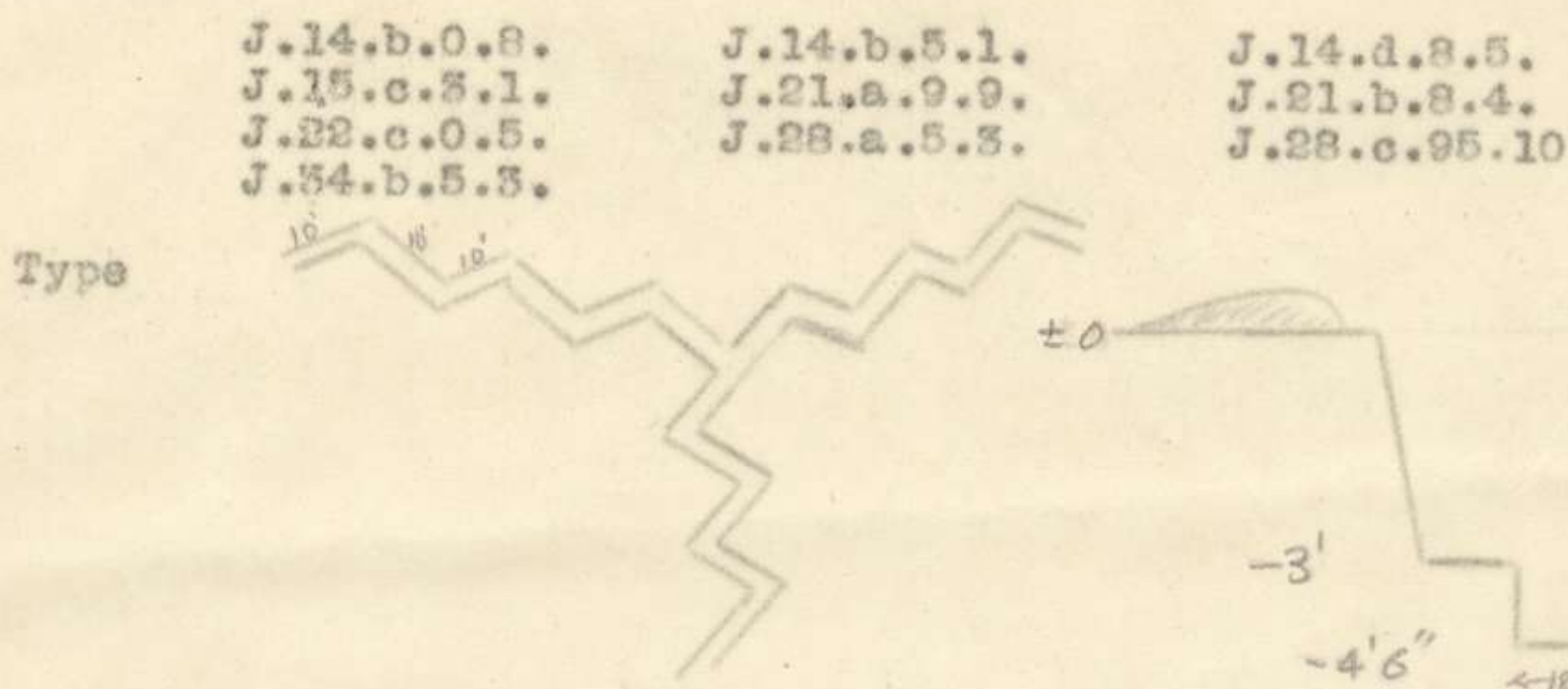
Troops are camped in small dugouts along the sunken roads in rear of their battalion and in a few rear trenches.

2. BRIGADE RESERVE LINE..

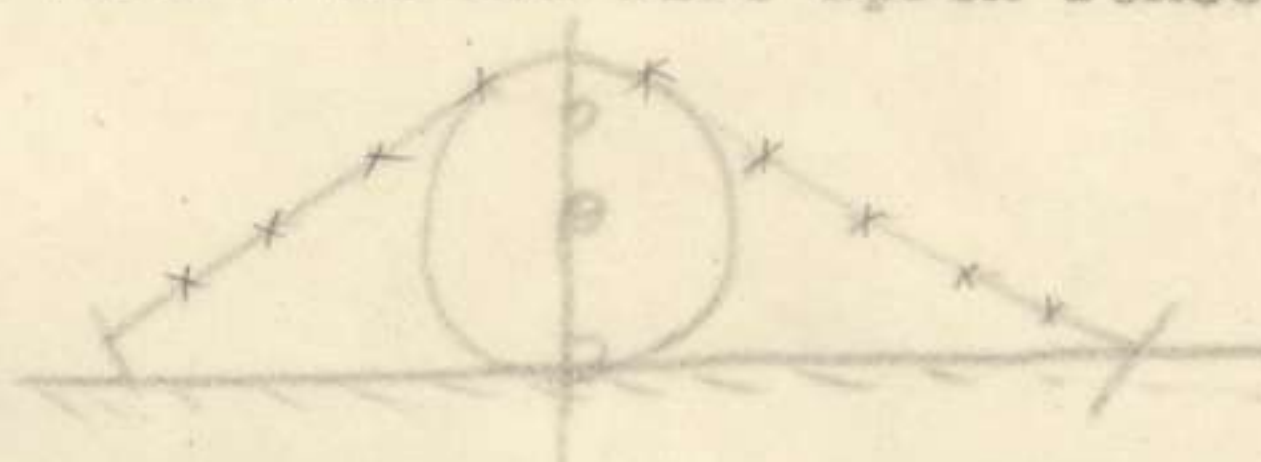
This consists of ten strong points at

/ J.14.b.0.8.



2. BRIGADE RESERVE LINE. (Contd)

capable of holding 90 men each.  
From J.22.c.0.5. to J.34.b.5.3. there is a continuous line of French concertina wire with a barbed wire apron fence thus



and J.15.c.3.1. is wired.

ACCOMODATION. No dugouts in the posts at present but dugouts could be built as material comes along.

3. Accommodation for Brigades and Battalions etc.

Brigade Headquarters is at J.20.c.8.3. BEAUMETZ. This is a new Headquarters and is now almost complete. Attached plan shows the accommodation proposed, the coloured lines showing the completed work. The position is in a deep sunken road, which has been camouflaged overhead. The bank excavated and huts as shown put close up against it. There are four tarpaulin covered huts with boarded floors, three Armstrong huts and cook houses. The dugout accommodation consists of three stairways with connecting gallery between. At foot of each stairway is a 9' x 6' cubicle with 24' headcover. The dotted lines show the proposed cubicles for additional accommodation which would have been completed had the Division been staying in.

Left Bn. Headquarters is at J.17.a.8.7. and is dug into the side of a sunken road and has a splinter proof roof. There is also shelter in road for 250 men.

Shelter for 150 men along road J.12.a.1.8 to J.12.a.6.7.

Shelter for 150 men along road from J.8.c.7.7. to J.12.a.7.8.

Centre Bn. Headquarters is at J.22.b.9.9. and is a dugout on side of sunken road with splinter proof roof.

Shelter for one company in road near Bn.H.Q. and in trench running beside road.

Shelters for one coy. in road from J.12.c.5.1. to J.18.a.9.9.

Right Bn. Headquarters is at J.29.c.3.4. near old brick kiln in a splinter proof dugout.

Shelter for one company along line in front of HERMIES from J.24.d.5.8. to Canal Du Nord.

4. WELLS.

Wells fit for drinking purposes are at following map locations:

/ J.14.c.3.4.



- 3 - Right Brigade Area Contd.4. WELLS. (Contd.)

J.14.c.3.4.	BEAUMETZ.
J.16.b.3.3.	DOIGNIES.
J.25.a.3.4.	VELU Railway Station.
J.6.c.7.8.	BOURSIES.

Water level in these wells is about 100'.  
 No pumps are being used at present, windlasses only.  
 At present a power pump at the well in BEAUMETZ J.14.c.3.4. and  
 at VELU Railway Station would be of great value.

5. BRIDGES.

Foot Bridges are across the Canal at the following places:-

J.34.d.9.7.      J.35.cent.      J.35.b.7.0.

and will carry infantry in single file ONLY.

6. DEFENDED VILLAGES.HERMIES.

Is defended by a line of small fire pits from J.36.b.0.6.  
 to J.30.d.7.4. capable of holding about 100 men.

A Strong point at J.30.d.8.7. capable of holding  
 about 30 men. (About 80 yards of barbed wire around this post.)

A Strong point at J.30.b.7.7. capable of holding about  
 30 men. (About 50 yards of barbed wire around the post.)

A Firing line from K.25.a.0.5. - K.19.c.2.0. - K.19.c.0.7. -  
 J.24.d.5.8.. Capable of holding about 400 men.

A line of small fire pits from J.24.a.5.8. to J.24.a.7.5.  
 holding about 50 men.

DOIGNIES.

A Strong Point Y type under construction at

J.16.b.5.2.

J.16.b.9.6.

J.16.b.8.8.

J.10.c.9.4.

at J.16.cent. 150 yds fire trench dug.

these posts are about 3'6" deep and 3' wide and have not yet  
 been completed. (Accommodation in trench nil at present).

7. MISCELLANEOUS.


At P.4.a.7.7. at the western end of slag heap a road across  
 a depression is under construction.

(Plan on Page 4. Right Brigade area).




377

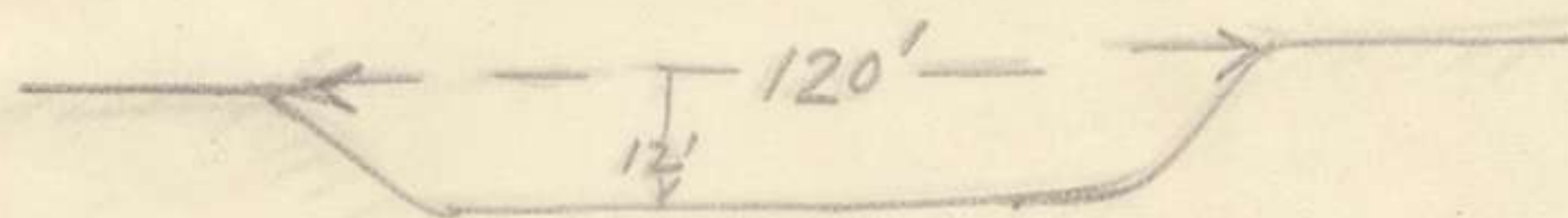
- Plan -



- Section at A B -



- Section at C D -





24th April 1917. 13

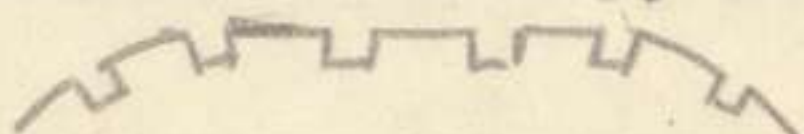
DIVL. ENGINEERS.

No. ....

Date. ....

HANDING OVER REPORT v Left Brigade Area.1. FRONT LINE SYSTEM.

This consists of a line of outposts, and a number of strong points in rear of them. The outpost line consists of a series of short disconnected trenches each 20 yds to 40 yds in length and 3' to 5' deep. In most of them there is weatherproof cover for the garrisons, which may vary from 1 platoon to 1/2 platoon. There is a small amount of wire in front of each picquet post, in most cases consisting of 1 row of German concertina barbed wire. In some cases a rough single apron fence is constructed of corkscrews and barbed wire. The positions of these posts are shown on map, and their general ~~outline~~ form is thus:-



only the deeper ones are firestepped.

Behind these posts are Strong Posts whose location is shown, ~~mark~~ numbered from 1 to 12 on the map. The general form of these is as shown on attached Type Plan. Of these Nos. 3, 6, 8, 9, 10, 11 are dug, but more work is needed to complete the digging. Nos. 1, 2, 4, and 7 are pegged, but not dug. No. 5 has yet to be pegged. No. 11 and 12 and 10 are well wired but there is no wire out at the others except No. 6, where some German wire is utilised. All the strong points shown as dug, are down to a depth of just over 3' and should be deepened to allow of full depth of 5' and fire-step.

2. Brigade RESERVE LINE. Beaumetz - Morchies Line.

No. 1 post at J.8.c.9.2. 100 yards of plain fire trench 4' deep, 3' wide, flanks bent back a little. Barbed wire apron erected over one row of plain French wire; extending over front of work and bent back slightly at flanks.

Recommended. (i) Left flank should be extended back to ditch alongside main road to facilitate communication. (ii) Whole work should be deepened a little and widened a lot, as the narrow trench would be completely blocked if a shell were to strike it. (iii) Wiring should be extended round both flanks further.

No. 2 Post at J.8.c.4.4.

50 yards of plain fire trench 3'6" deep, 2'6" wide, with wings bent back. Wire:- 1 row of French concertina wire covering front and slightly bent round flanks. M.G. post on right flank.

Recommendations: (i) Good communication to road at rear to be provided. (ii) Wire to be thickened by another row of French wire and loose barbed wire. (iii) Whole trench deepened and widened. (iv) Position for M.G. should be provided and connected up, on right flank.

No. 3 Post. at J.8.c.2.6. 100 yards of fire trench 4' deep 2'6" wide flanks turned back and connected by communication back to sunken road from right flank. Communication trench far too ~~narrow~~ narrow and not deep enough. One line of French wire out.

Recommendations: (i) Left flank to be turned back further and connected to sunken road by communication trench. (ii) Trench to be deepened and widened. (iii) Wiring to be increased and low wire (trip) to be placed in an excellent hollow which runs parallel to the work about 50 yards in front.

Post No. 4 at J.7.b.0.7.

100 yards of fire trench 4' deep and 2'6" wide. Wire: 1 row of French concertina over the front of the post. M.G. position on Right Flank. Recommendations:-

(i) An extension to the left flank has been made which ~~prevents~~ rather prevents the effective fire from the left wing of the original work. This should be either filled in, or the left flank of the extension should be carried back so as to allow to be given up the hill to the left. (ii) Whole work to be deepened and trench widened. (iii) Wire to be improved. (iv) Communication trench to be run down from sunken road to left flank of this work.



377

\* 2 = Left Brigade Area Contd.2. BRIGADE RESERVE LINE. (Contd.)No.5. J.1.c.2.0.

100 yards of fire trench with wings turned back, 4' deep 2'6" wide. Wire. 1 Line of French wire over front of post. Recommendations:- (i) Deepen and widen trench. (ii) Bend the flanks further back on each side. (iii) More wire. (iv) Communications of some kind. This will be somewhat difficult, as this work is on a forward slope with no sunken road or depression for a long distance to rear of it, but as the post would only be manned during an emergency, this is not of such vital importance, as the men would then be available to dig long communications.

No.6. Post I.6.d.6.6.

100 yards of fire trench 4' deep 2'6" wide, flanks bent back. One row of French wire, and few strands of barbed wire across front of post. Recommendations: (i) Flanks of trench to be bent further back on both sides, so as to support neighbouring posts better. (ii) Deepen and widen trench. (iii) Increase wiring. (iv) Put in M.G.positions. (v) Dig communication from sunken road at I.6.b.8.7. alongside road, like a drain, towards No.6 Post leaving just the road to be cut through in emergency.

No.7 Post. I.5.b.7.6.

100 yards fire trench 4' deep 2'6" wide. Half the front is covered by one row of French wire. Recommendations: (i) Deepen and widen trench. (ii) Increase wire. (iii) Make a communication from left flank to ultimately cross the road and establish a post on high ground in rear of crucifix in trees, then communicate to sunken road at I.5.b.6.6. (iv) M.G.Positions.

No.8. Post. I.5.d.4.4.

50 yards fire trench 3'6" deep, 2'6" wide. Wire nil. Recommendations: (i) This post badly sited and might well be left out of the scheme. (ii) It time admits it could be connected to sunken road in rear, and wired so as to ~~sut~~ form an extra post for immediate defence of MORCHIES.

No.9. Post I.5.c.6.7.

100 yards fire trench 4' deep, 2'6" wide. Single row of French wire. Recommendations: (i) Deepen and widen trench. (ii) Dig good communications back from flanks of work to sunken road which gives excellent cover for garrison. (iii) Complete the wiring of the post. (iv) There is one M.G.position but more are needed.

No.10 Post I.5.c.2.8.

50 yards of fire trench 4' deep 2'6" wide. Wire nil, but some on site. Recommendations: (i) Widen and deepen trench. (ii) complete wiring. (iii) Cut the communications back to sunken road.

No.11 Post I.4.d.8.8.

80 yards fire trench 4' deep 2'6" wide. One line of French wire. Recommendations: (i) Extend the post by running the flanks back to the rear further, especially the left flank, which should follow along parallel to the road on the left of the work. (ii) Put in M.G.positions. (iii) Complete wiring.

Posts were originally for 60 rifles but some are more, others less. Suggested that M.G.position should be selected and established in MARICOURT WOOD (Forward side) to cover a little dead ground in the valley in front.

3. ACCOMODATION for Brigade, Battalions, Field Coys etc.

A good Brigade Headquarters has been built at I.11.c.8.8., and has been found to give the necessary amount of accomodation. It is only splinter proof.

A temporary Headquarters is being fixed up at the sunken cross-roads at C.29.a.4.2. This is an excellent site for a Brigade Headquarters, the banks of the cutting in parts are as much as 20' high above road level. A week's work would suffice to make a splendid headquarters.



- 3 - Left Brigade Area. Contd.4. WELLS.

Well at I.5.d.3.0. Water at 60' and 6' to 8' deep. Windlass on site.  
 Pond at I.11.b.3.9. May be used as water point for animals.

Well at I.5.d.8.3. Water at 50'. Depth 8'. Windlass in good order. Power pump could be used here.

Well at I.5.d.9.1. Water at 65'. Depth 15'. Windlass fitted and in good order. Power pump could be used.

Well at I.22.a.2.5. BEUGNY. ~~Water~~ water at 90'. Depth 15'. Windlass in good order. Power pump could be installed.

Well. I.23.d.8.8. LAGNICOURT.  
 Water at 60'. Depth approx. 8' of good water.

Well. I.25.b.3.8. Fremicourt.  
 Water point. Chain-elixe pump. Tanks constructed.

5. BRIDGES. Nil.6. DEFENDED LOCALITIES.LAGNICOURT.

This village is defended by a set of strong points shown on map as No. 9.10.11.12 and another at C.23.b.5.8.

The posts are also as per Type Plan attached, and there is a belt of two rows of French concertina and barbed concertina wire extending right across the front of Lagnicourt (total lineal front 1300 yards) with gaps between posts for our troops to get out to the forward line and back. There is also a M.G. Position in a small trench at C.18.c.1.2.

LOUVERVAL.

This village's chief defences consist of rifle recesses cut into the sides of the sunken roads at J.4.a.5.9. and J.4.b.2.2. Also a good bank with some shelters and rifle recesses exist at J.10.a.9.9. Strong posts are sited at J.5.a.3.1., J.4.b.4.6., D.28.c.6.2. and J.3.b.2.2. which will cover Louverval. Of these No. 3. and 4 are partially completed but No. 1 and No. 2 are only marked out. There is no wire in front of Louverval except on outpost line.

MORCHIES.

This village is defended by strong posts Nos. 5.6.7.8.9. shown on map. All these posts are dug to an average depth of 3'6" and all except No. 8 are wired with a single row of French wire. In addition to these strong points there are excellent sunken roads across the front of the village and also running out from the centre of the village to the flanks, which makes a perfect natural defence.

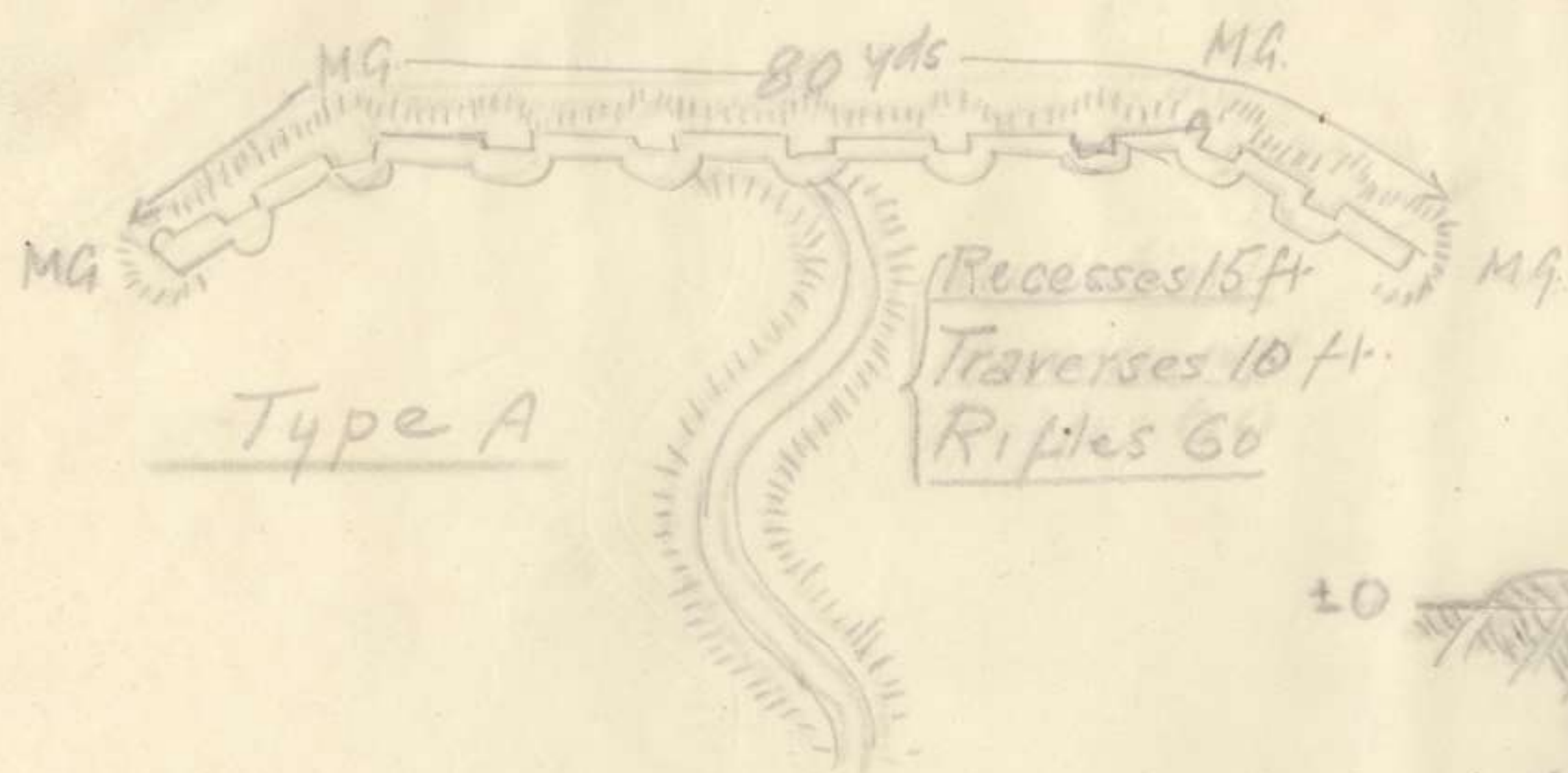
7. MISCELLANEOUS.

Brigade Area dump is situated at I.17.d.5.5. It consists of sandbags, barbed and french wire, corkscrews, and C.I. The demand for material has been greater than the supply so that dump is practically empty.


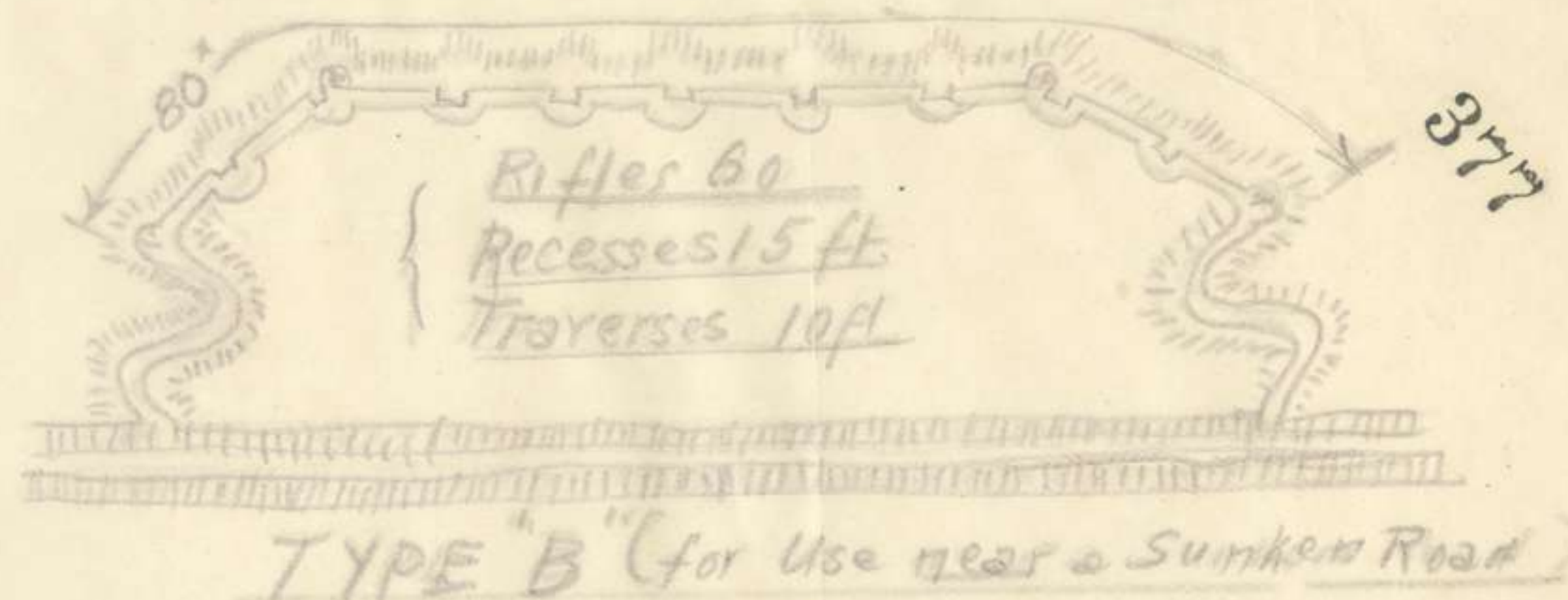
A small salvage dump was formed by 2nd. Field Company A.E. in BEUGNY at I.16.c.7.0. Almost the whole material salvaged has been used, and a great deal of material used at Bde.H.Q. at I.11.c8.8.

Material is obtainable from ruined villages.





Type A



Section of Trench

Not to Scale

X Type plan referred to in Report on Works

## SUGGESTED TYPE-PLAN of STRONG POSTS

### BRIGADE RESERVE LINE

#### NOTE

Full covering of Camouflage (of wire-netting, straw + brushwood) should be erected over the site and the camouflage must extend over the full area including over spoil