


**AWM4**  
**Australian Imperial Force unit war diaries,**  
**1914-18 War**

Infantry

**Item number:** 23/2/22

**Title:** 2nd Infantry Brigade

February 1917



AWM4-23/2/22

WAR DIARY

Army Form C. 2118.

Instructions regarding War Diaries and Intelligence Summaries are contained in F. S. Regs., Part II. and the Staff Manual respectively. Title pages will be prepared in manuscript.

or  
INTELLIGENCE SUMMARY.

(Erase heading not required.)

514

Place	Date	Hour	Summary of Events and Information	Remarks and references to Appendices
FLERS	1917 February		<p>The Brigade was still holding the line in front of FLERS and facing the enemy lines in front of LEBARQUE and THILLOY</p> <p>The Dispositions at this date were</p> <p>Front line → from N19B58 to M24B69</p> <p>8th Bn less 2 coys. — The two remaining coys in Site 2 BARENTIN</p> <p>Supports</p> <p>6th Bn less 2 coys — The two remaining Coys were at BARENTIN. 'one in Site 2 and one in HIGH WOOD EAST</p> <p>N02MB Coy } part in line and remainder HIGH WOOD EAST Camp N02ALTM Coy }</p> <p>The remaining Battalions were located as follows</p> <p>5th Bn — Hqs + 2 coys HIGH WOOD WEST 1 Coy FRICOURT 1 Coy MEAULTE</p> <p>7th Bn — Hqs + 2 coys FRICOURT 1 Coy ALBERT 1 Coy MEAULTE</p> <p>The Companies at ALBERT and MEAULTE were employed on fatigues under Division Corps and Army.</p> <p>0100 One Stokes gun destroyed by a premature burst</p> <p>0400 Situation quiet</p> <p>During the day the enemy confined his activity to light shelling of the support line</p> <p>The works in hand were pushed on and good progress made</p> <p>During the night the usual programme of indirect fire from our MGs in conjunction with Artillery programme - on all enemy roads &amp; tracks was carried out - 10,000 rounds expended nightly.</p>	<p>Reference Map BUEDECOURT SW 1/10000</p> <p>page 3</p>

# WAR DIARY

Army Form C. 2118.

Instructions regarding War Diaries and Intelligence Summaries are contained in F. S. Regs., Part II. and the Staff Manual respectively. Title pages will be prepared in manuscript.

## ~~INTELLIGENCE~~ SUMMARY

(Erase heading not required.)

514

Place	Date	Hour	Summary of Events and Information	Remarks and references to Appendices
FLERS	1917 Feb 2	04:00	hotting of note during the night - work was carried on day A normal day enemy shelling scattered over all the area. - not heavy Enemy aeroplanes apparently "contact" planes very active.	Reference Map GUEUDECOURT 57°5W 1/0000
	3	04:00	Quiet day and night - enemy mine-thrower very active against YARRA BANK aeroplanes active flying in big flights.	
		night	The 6 <sup>th</sup> Bn moved into the line and relieved the 8 <sup>th</sup> Bn who moved into support. The accommodation in the front was now sufficient to enable another company to be brought forward from Site 2. BO No 5 2/17	Appendix IX
	4	04:00	Situation quiet During the day the only noticeable point was the creeping by us for the enemy was moving about freely.	
	5	04:00	Very quiet - foggy weather.	
		1000	Great mine-thrower activity against YARRA BANK.	
		1600		
		21:00	Enemy patrol dressed in white smocks attempted to bomb No 1 post but were driven off leaving one dead - all marks of identification had been removed from the clothing	
6	04:00	Situation quiet -		
	13:00	Fog test ordered but as fog was not thick a BARTEST was substituted BO No 6 2/17 Result of Bartest - first shot over line 6 1/2 minutes after call from line	Appendix X	
7	04:00	Quiet day		
	17:00	A lot of mine-thrower thrown against YARRA BANK these destroyed all the revelling in YARRA AV.		

WAR DIARY

Army Form C. 2118.

Instructions regarding War Diaries and Intelligence Summaries are contained in F. S. Regs., Part II. and the Staff Manual respectively. Title pages will be prepared in manuscript.

~~OR~~  
**INTELLIGENCE SUMMARY.**

(Erase heading not required.)

514

Place	Date	Hour	Summary of Events and Information	Remarks and references to Appendices
FLERS	July 1917			
	8	0400	a very quiet day - very little shelling but two shots were well placed one getting a Vickers and one a Lewis gun. - Enemy aerial activity very much above normal.	Reference Map GUEUDECOURT 57° 5' W 1:10000
		1700 2300	our patrols were busy examining the enemy wire along BAYONETTY - it appears strong being disposed in three lines well apart	
	9		Very quiet day	
		1700 2300	Patrols again busy examining enemy wire - they found no breaks.	
	10	0400	a very quiet day. - enemy activity well below normal	
		1930	Brigade Headquarters moved from N6A to M30 B22	
		2000	Raiding party from 5th BN attacked a portion of BAYONETTY. B.O No 8 of 9/2/17	Appendix XI
			The narrative of the operation is attached	Appendix XII
		2200	Everything normal again	
	11	0400	Situation quiet.	
			All day enemy activity below normal. During the night the 5th BN relieved the 6th BN. B.O No 7 of 8/17	Appendix XIII
	12	0400	A quiet day enemy shelling shifted from point to point rather aimlessly	
13	17.30	normal day. Artillery activity much above that of the last few days. Enemy endeavoured to locate our trench mortars in YARRABANK - fire was directed by flares from THE MAZE. - shells got near but not quite onto the emplacement. One of our planes was forced down.		

WAR DIARY

Army Form C. 2118.

Instructions regarding War Diaries and Intelligence Summaries are contained in F. S. Regs., Part II. and the Staff Manual respectively. Title pages will be prepared in manuscript.

INTELLIGENCE SUMMARY.

(Erase heading not required.)

514

Place	Date	Hour	Summary of Events and Information	Remarks and references to Appendices
FLERS	July 1917		<p>14 04:00 Situation quiet during the night. A noticeable increase in enemy artillery activity during the day. Enemy planes were also fairly active and were engaged by both our planes and anti aircraft guns.</p> <p>21:30 Enemy replied heavily to our bombardment of the MAZE and BAYONETTE.</p> <p>15 04:00 The night after 22:00 was quiet. Again a very lively day for artillery from 10:00 onwards. Shelling was very heavy on the whole area - Between 19:00 &amp; 21:00 all gas precautions were redoubled on account of enemy use of Gas shell.</p> <p>16 19:00 Minenwerfer activity - target YARRA AVENUE</p> <p>04:00 Situation quiet.</p> <p>10:00 Enemy again became very active - with artillery &amp; planes.</p> <p>10:45 One enemy plane flying low fired into our front &amp; support lines. Our MG engaged it but without success.</p> <p>Throughout the day our area was dominated by enemy balloons up well behind their lines and always in pairs.</p> <p>17 A very quiet day - enemy MGs showed activity in indirect fire.</p> <p>18 Nothing of note - enemy activity still subnormal.</p> <p>19 04:00 Quiet - enemy very dormant.</p> <p>22:30 During the night the 7th Bn relieved the 5th Bn in the Line and 5th moved back to the support. Relief completed at 22:30 BO No 94 1/2 17</p>	<p>GUEDECOURT 57° SW 1: 10:00</p> <p>Appendix XIV</p> <p>page 6</p>

WAR DIARY

Army Form C. 2118.

Instructions regarding War Diaries and Intelligence Summaries are contained in F. S. Regs., Part II. and the Staff Manual respectively. Title pages will be prepared in manuscript.

or  
INTELLIGENCE SUMMARY.

(Erase heading not required.)

514

Place	Date	Hour	Summary of Events and Information	Remarks and references to Appendices
FLERS	Feb 1917 20		A quiet day	GUEUDE COURT
		1300	to 1400 a good deal of movement noticed in the area immediately in rear of the enemy's line	57 CSW. 1.10000
		21	Our artillery heavily shelled the MAZE throughout the day	
		2030	Our artillery bombarded the MAZE - no retaliation was made by the enemy.	
		22	A very quiet day - Preliminary arrangements were completed for taking over the line held by the 13 <sup>th</sup> Brigade - on our right.	
		0630	G.O.C and B.M. visited the new sector and went all over the front line and back areas. Heavy fog and some indirect MG fire in the morning.	
		23	A quiet day	
		2025	During the night the 8 <sup>th</sup> Bn. & 6 <sup>th</sup> Bn. took over the front line & support line of the 13 <sup>th</sup> Bde - Complete at 20.25. B.O. No 10 of 22.17.	Appendix XV
			The line held by the Brigade is from N20C 68 to original left at N24B 55 85	
		24 0400	Very quiet - some sniping and MG fire during the night.	
		1700	G.O.C. 3 <sup>rd</sup> Bde on our left, called on G.O.C. and gave the information that it suspected by them that the MAZE had been investigated and was thought to have been evacuated - they were sending forward patrols to further investigate and report - if found unoccupied it was to be seized and held	
		18.20	COs 7 <sup>th</sup> + 8 <sup>th</sup> were instructed by telephone to push forward strong patrols to investigate and if possible seize BAYONET Tr on the left and PORK, SCABBARD on the right.	
		1955	CO 7 <sup>th</sup> reported that everything appeared quite normal on his front flares were being fired and sniping was going on.	

WAR DIARY

Army Form C. 2118.

Instructions regarding War Diaries and Intelligence Summaries are contained in F. S. Regs., Part II. and the Staff Manual respectively. Title pages will be prepared in manuscript.

INTELLIGENCE SUMMARY.

(Erase heading not required.)

514

Place	Date	Hour	Summary of Events and Information	Remarks and references to Appendices
FLERS	24/25		During the night the line was advanced from original front line to the line PORK Tr, SCABBARD Tr - by 8 <sup>th</sup> Bn to N13D7027 thence along BAYONET Tr to M18D50 - by 7 <sup>th</sup> Bn - Communication with the 3 <sup>rd</sup> Bde was established on the left but 15 <sup>th</sup> Bde on the right did not come forward and our right rested on junction of PORK and BACON Trs at N20B69.	BUEVDELOURT 57° SW. 1:10.000
	25	02:50 05:07	A prisoner of the 5 <sup>th</sup> Foot Guards captured by 7 <sup>th</sup> Bn arrived at Brigade Headquarters. Second prisoner of 5 <sup>th</sup> Foot Guards arrived at Bde. also captured by 7 <sup>th</sup> - this prisoner very loquacious.	
	25/26		The movement forward was continued in the morning and evening the patrols of the enemy being pushed aside and despite enemy shelling we established a line in OAT Tr BANK Tr and LUISENHOF FARM to PORK Tr with standing patrols pushed out towards BARLEY Tr. where gradually a line was established and again patrols in front.	
	26/27		The 6 <sup>th</sup> Bn relieved the 8 <sup>th</sup> Bn in BARLEY Tr. and the 5 <sup>th</sup> relieved the 7 <sup>th</sup> Bn. and a line of strong posts established along the line N9C00 TICK Tr. N8A83 - N2C92. <del>N2C96</del>	B.O. No 11 of 25/7 Appendix XVI
	28		Posts were consolidated and advice was received that Divisional boundaries would be altered. The narrative of the operations is attached as an appendix together with B.O. No 12 of 27/7.	Appendix XVII

WAR DIARY

Army Form C. 2118.

Instructions regarding War Diaries and Intelligence Summaries are contained in F. S. Regs., Part II. and the Staff Manual respectively. Title pages will be prepared in manuscript.

INTELLIGENCE SUMMARY.

(Erase heading not required.)

514

Place	Date	Hour	Summary of Events and Information	Remarks and references to Appendices
FLERS	1 <sup>st</sup> to 28 <sup>th</sup> General Remarks		<p>The month of February was divided into two distinct parts. From the 1<sup>st</sup> to the 24<sup>th</sup> our objects had been to (1) harass the enemy (2) to improve the conditions of living.</p> <p>(1) Part one was attained by a Raid - and by programmes of Direct and Indirect Machine gun fire - by T.M. activity all set out on definite programmes arranged in conjunction with the artillery so that as the enemy trenches his tracks and communications were under constant fire. Sniping with telescopic rifles was very active and many hits were noted.</p> <p>(2) Consequent on continued sustained work the accommodation was increased from 2 Coy's to a whole Battalion - Deep dugouts were constructed in NORTH ROAD &amp; YARRA BANK and the existing dugouts extended - old German dugouts were reclaimed and made use of - In addition our trenches had existed in name only and before the 25<sup>th</sup> Factory Avenue - The only communication trench in the area had been improved deepened widened and duckboarded throughout its length - overland tracks were relaid - Salvage work was responsible for a huge return 42,000 brass cartridge cases alone being returned while other items were returned by wagon loads - Cable Burying</p> <p>From the 24<sup>th</sup> onwards the forward movement necessitated constant readjustments of garrisons and work anew had to be carried on - The start being made with overland tracks.</p>	



WAR DIARY

Army Form C. 2118.

514

Instructions regarding War Diaries and Intelligence Summaries are contained in F. S. Regs., Part II. and the Staff Manual respectively. Title pages will be prepared in manuscript.

or  
INTELLIGENCE SUMMARY.

(Erase heading not required.)

Place	Date	Hour	Summary of Events and Information	Remarks and references to Appendices
			<p>Table of Casualties for Month ending noon 28-2-17                      Table of Reinforcements for Month ending noon 28-2-17                      Strength at NOON. 28-2-17                      Table of Personnel attending Schools during month of February</p>	<p>Appendix XVIII                      XIX                      XX                      XXI</p>
			<p>Prisoners captured during February 3 — Two captured by 7th Bn and 5th Foot Guards                      one captured by 8th Bn 93 R.I.R.</p>	
				<p>page 10</p>

J. J. Ulrich Major  
 Brigade Major  
 2nd A.I. Bde.

514

## BRIGADE ORDER NO 5

BY

Colonel J. HEANE. C.M.G., D.S.O. Commanding

Headquarters  
2nd Aust. Inf. Bde.  
2nd February 1917

Reference Map. 570. <sup>SW</sup> 1:10,000

1. The 6th Battalion will relieve the 8th Bn. in the line on the night 3rd/4th inst., the 8th Bn. on relief will move to trenches occupied by 6th Bn.
2. Advance parties including Intelligence Officer, 1 Officer per Company and 1 N.O.O. or man per post, representatives of Lewis Gunners, Signallers, Bombers, Riflegrenadman will move into the line 24 hours in advance.
3. Working parties of both Bns. will continue their present work on the night 3rd/4th and C.O's will arrange to take over each others tasks on the following day.
4. Trench stores will be taken over and signed for by Advance parties. Copy of receipts to be forwarded to Brigade Hqrs. by first despatch on the 4th.
5. All Maps, Airphotos, Plans and particulars of work in hand or proposed, Defence Schemes and Plans for projected operations will be handed over and signed for.
6. All details not provided for will be arranged between C.O's direct.
7. Completion of relief to be wired in Code to Bde. Hqrs.
8. A C K N O W L E D G E.

*J. Heane* MAJOR.  
Bde. Major  
2nd Aust. Infantry Brigade.

Copy No	To whom	Time	Method
1	File	1500	
2/3	War Diary	"	
4	1st Aust. Division	"	D.R.
5	5th Battalion	"	"
6	6th Battalion	"	"
7	7th Battalion	"	"
8	8th Battalion	"	"
9	No 2 M.G. Coy.	"	"
10	2A L.T.M. Bty.	"	"
11	1st Aust. Inf. Bde.	"	"
12	13th Aust. Inf. Bde.	"	"
13	3rd Aust. Inf. Bde.	"	"
14	Staff Captain	"	"
15	Bde. Int. Officer	"	Ord
16	Spare		

514

BRIGADE ORDER NO 6  
 BY  
 Colonel J. HEANE. C.M.G., D.S.O. Commanding

Headquarters  
 2nd Aust. Inf. Bde.  
 5th February 1917

Reference Map. GUEUDECOURT S.W.  
 1:10,000

The Brigade will test its relay system for S.O.S. Signals tomorrow at an hour to be notified by wire in B.A.B. Code.

1. LIGHTS White Very Lights will be used in place of S.O.S. Grenades-one light only to be fired from each station in the chain.
2. TELEPHONE Stations with telephone communication will transmit the message 'PASSED' by Priority wire, giving the time to Bde. Hqrs. when the Very light has been fired at the Station.
3. TIME Watches will be synchronised with Bde. Hqrs. at 1000, 1200, 1400, the same watches to be used in all cases.
4. POSTS The posts laid down in Defence Scheme Para 10 will be manned as follows :-

Posts		Posts	
a	}	e	} will not be manned
b		g	
d	} Front Line	h	} Support Battn.
e		i	
f	} Battn	j	} No 2 M.G. Coy.
k			
	Bde. Hqrs.		

5. ACKNOWLEDGE.

*J. Heane*

MAJOR.  
 Bde. Major

2nd Aust. Infantry Brigade.

Copy No	To whom	Time	Method
1	File	1800	
2/3	War Diary	"	
4	1st Aust. Division	"	D.R.
5	5th Battalion	"	"
6	6th Battalion	"	"
7	7th Battalion	"	"
8	8th Battalion	"	"
9	No 2 M.G. Coy.	"	"
10	2A L.T.M. Bty.	"	"
11	Right Bde. F.A. Group	"	"
12	13th Aust. Inf. Bde.	"	"
13	1st Aust. Inf. Bde.	"	"
14	Staff Captain	"	"
15	Camp Commandant	"	"

## BRIGADE ORDER NO 8

Appendix No. 11

BY  
Colonel J. HEANE. C.M.G., D.S.O. CommandingHeadquarters  
2nd Aust. Inf. Bde.  
9th February 1917Reference Maps. GUEUDECOURT S.W.  
1/10,000  
BARRAGE MAP (attached)

1. The Brigade will on ZERO date and at ZERO hour (to be notified later) raid that portion of the enemy trenches between M.18.d.91 and M.18.d.5005.
2. 4 officers and 103 other ranks 5th Battalion will form the raiding party - the O.C. No 2 M.G. Coy. will place 2 Vickers Guns at the disposal of the C.O. 5th Battalion - the O.C. No 2A L.T.M.Bty. will co-operate with the three mortars emplaced.
3. The C.O. 5th Battalion will direct the raid and Lieut. H.M. GRIFFITHS 5th Bn. will be O.C. raid.
4. (a) The 1st Aust. Div. Art. will provide barrages as attached Barrage map.  
(b) O.C. No 2 M.G. Coy. to arrange for -
  - (i) One M.G. to be in position at about M.24.b.78, to sweep BAYONET Trench from M.18.d.50. to M.24.b.4095.
  - (ii) One M.G. to be in position at about M.24.b.98, to sweep BAYONET Trench from N.13.c.02 to N.13.c.52.
  - (iii) Four M.G.'s to sweep with Indirect fire from N.13.c.35 along the line of BANK Trench to M.18.d.56.
 All to open fire at ZERO HOUR.  
(c) O.C. No 2A L.T.M.Bty. to arrange for -
  - (i) One mortar to place a barrage across BAYONET Trench on the line M.24.b.25 to M.18.d.40.
  - (ii) One mortar to deal with enemy post at N.13.c.22. To fire from ZERO to 10 min *cease fire*
  - (iii) One mortar to fire on raiders objective for 2 minutes after ZERO and then to lift to M.18.d.62. *fall cease fire*
  - (iv) Watches will be synchronized at 16:00 and 18:00 on ZERO date.
5. The C.O. of the Battalion Garrisoning the Front line will arrange -
  - (a) To take charge of all prisoners handed to Garrison.
  - (b) That FACTORY AVENUE and the communications thence to the front line near POST 15 are free of other troops and at the disposal of the raiding party for two hours prior to ZERO HOUR and also ~~the~~ front line between Posts 15 and 16, while the raiding party moves into position of assembly.
  - (c) That during the operation the telephone lines in his area are kept as clear as possible and at the disposal of C.O. 5th Bn. and O.C. Raid from YARRA BANK to Bde. Hqrs.
  - (d) That the deep dugouts in YARRA BANK near YARRA AVENUE are at the disposal of the C.O. 5th Bn. on the night of the raid.
  - (e) That an Advanced dressing Station and bearer relay post are established in YARRA BANK.
  - (f) That hot drinks are provided at YARRA BANK for raiding party before and after raid.
6. All prisoners, documents, trophies taken will be forwarded to Bde. Hqrs. immediately after the raiding party has returned.
7. C.O. 5th Bn. and O.C. Raid will report to Bde. Hqrs. immediately after the raid.
8. A C K N O W L E D G E.

*W. H. H. H.*

MAJOR.

Bde. Major 2nd Aust. Inf. Bde

415

Copy No.	To whom	Time	Method
1	File (Map)	2200	
2/3	War Diary	"	
4/5	1st Aust. Division	"	D.R.
6	5th Battalion	"	"
7	6th Battalion	"	"
8	7th Battalion	"	"
9	8th Battalion	"	"
10	No 2 M.G. Coy.	"	"
11	2A L.T.M. Bty.	"	"
12	Right Arty. Group	"	"
13	13th Aust. Inf. Bde.	"	"
14	1st Aust. Inf. Bde.	"	"
15	O.O. Raid (Map)	"	"
16	Staff Captain	"	"
18	Medium T.M. Bty.	"	"

1. The Brigade will on 16th Feb. (to be notified later) raid that portion of the enemy trenches between M.18.5.01 and M.18.5.02. The raid will be directed by the Staff Captain.

2. Officers and 100 other ranks of the 5th Battalion will form the raiding party - the O.G. No 2 M.G. Coy. will place 2 Vickers guns at the disposal of the O.G. 5th Battalion - the O.G. No 2A L.T.M. Bty. will co-operate with the three mortars placed.

3. The O.O. 5th Battalion will direct the raid and Lieut. H.M. GRIPPIERS 5th Bn. will be O.O. raid.

4. (a) The 1st Aust. Div. Art. will provide batteries as attached  
 (b) O.G. No 2 M.G. Coy. to arrange for -  
 (i) One M.G. to be in position at about M.24.5.78 to sweep BAYONNET Trench from M.18.5.30 to M.24.5.4095.  
 (ii) One M.G. to be in position at about M.24.5.98 to sweep BAYONNET Trench from M.18.5.02 to M.18.5.52.  
 (iii) Four M.G.'s to sweep with indirect fire from M.18.5.52 along the line of BANK Trench to M.18.5.58.  
 All to open fire at ZERO HOUR.  
 (c) O.G. No 2A L.T.M. Bty. to arrange for -  
 (i) One mortar to place a barrage across BAYONNET Trench on the line M.24.5.40 to M.18.5.40.  
 (ii) One mortar to deal with enemy post at M.18.5.52.  
 (iii) One mortar to fire on raiders objective for 2 minutes after ZERO and then to lift to M.18.5.62.  
 (iv) Mortars will be synchronized at 11.00 and 11.00 on ZERO date.

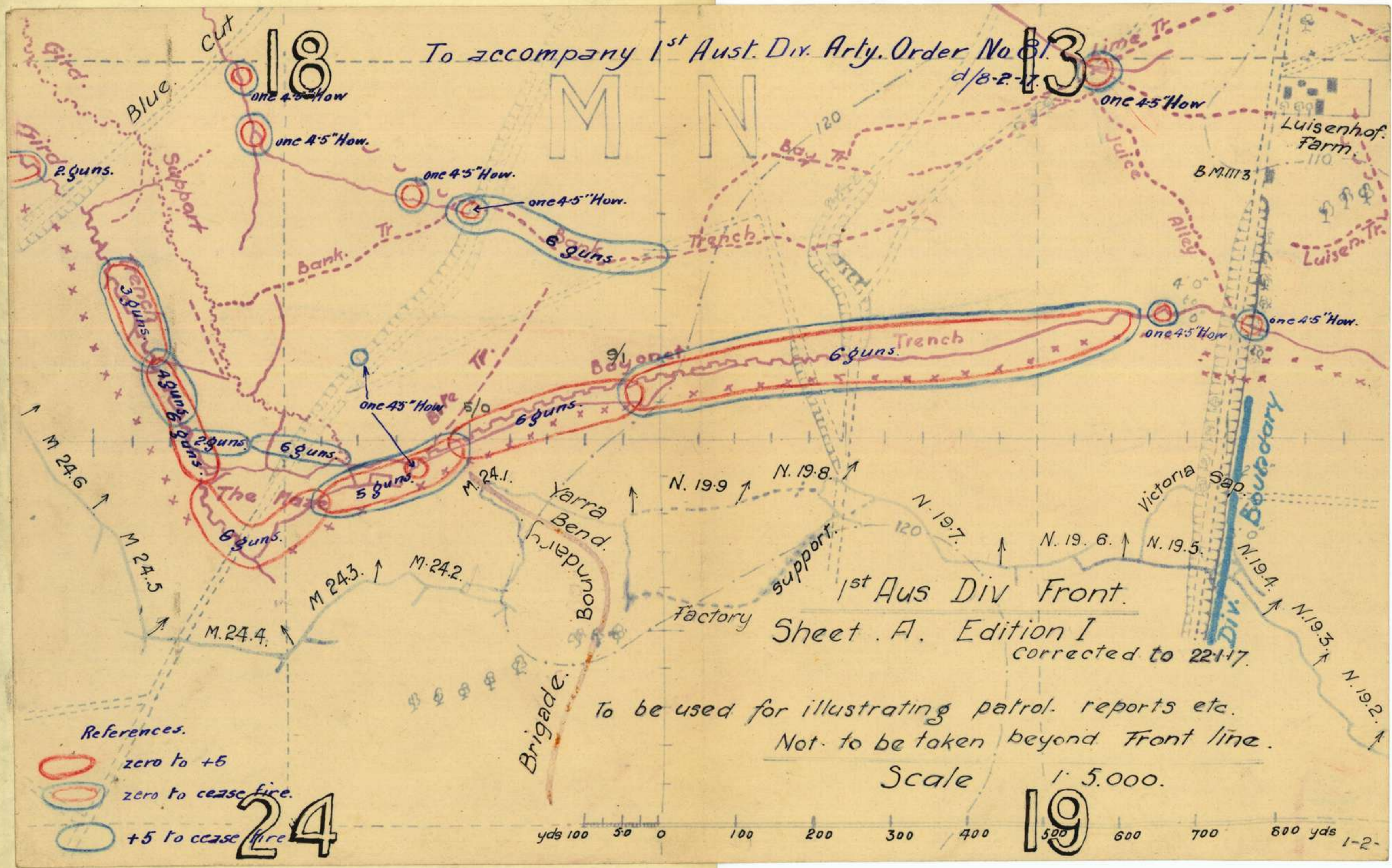
5. The O.O. of the Battalion Garrisoning the front line will arrange -  
 (a) To take charge of all prisoners handed to Garrison.  
 (b) That FACTORY AVENUE and the communications thence to the front line near POST 15 are free of other troops and at the disposal of the raiding party for two hours prior to ZERO HOUR and also the front line between Posts 15 and 16, while the raiding party moves into position of assembly.  
 (c) That during the operation the telephone lines in his area are kept as clear as possible and at the disposal of O.G. 5th Bn. and O.G. Raid from YARRA BANK to Bde.  
 (d) That the deep bunkers in YARRA BANK near YARRA AVENUE are at the disposal of the O.G. 5th Bn. on the night of the raid.  
 (e) That an advanced dressing station and bearer relay post are established in YARRA BANK.  
 (f) That hot drinks are provided at YARRA BANK for raiding party before and after raid.

6. All prisoners, documents, trophies taken will be forwarded to Bde. Hqrs. immediately after the raiding party has returned.

7. O.O. 5th Bn. and O.G. Raid will report to Bde. Hqrs. immediately after the raid.

MAJOR.  
 Bde. Major and Aust. Inf. Bde.

514



24

19

Time	Battery	Targets	Rate of firing	Nature of projectile	Ammunition expenditure		
					A.	A.X.	B.X.
Zero to + 5 minutes	6th (6.18 pdrs)	BAYONET TRENCH N.13.C.30.25 to M.18.D.92.20	3 Rds. per Gun per Minute.	For first 2 minutes all H.E. then 50% A. and 50% AX.	27	36 27	
ditto	1st (6.18 pdrs)	BAYONET TRENCH M.18.D.92.20 to M.18.D.50.05		do	27	36 27	
ditto	5th (5.18 pdrs)	BAYONET TRENCH M.18.D.50.05 to M.24.B.15.90		do	23	30 23	
ditto	3rd (6.18 pdrs)	BAYONET & GIRD TRENCHES M.24.B.15.90 to M.24.A. 90.75 to M.24.A.82.82		do	27	36 27	
ditto	2nd (6.18 pdrs)	GIRD TRENCH M.24.A.82.82 to M.18.C.68.20.		do	27	36 27	
ditto	4th (5.18 3-18 pdrs. 2-18 pdrs.)	GIRD TRENCH M.18.C. 68.20 to M.18.C.55.45. New Trench M.18.C. 30.80. to M.17.D.58.88.		do	23	30 23	
ditto	101st (1-4.5" How.)	N.13. Central	2 Rds. per How per minute	B.X.			10
ditto	103rd (4-4.5" Hows) 1. How 1 How.	N.13.D.55.35 N.13.D.35.38 M.18.D.45.52 M.24.B.30.95 New How. to be used		B.X.			40

Appendix No. 11

PHASE 11.

Issued with 1st Aust. Div.  
Art. Order 81

514

Time.	Battery	Target	Rate of firing	Nature of projectile	Ammunition expended		
					A.	A.X.	B.X.
+ 5 to cease fire	6th (6.18 pdrs)	Same as Phase 1.		50% A. 50% AX.			
ditto	1st (6-18 pdrs)	BANK TRENCH N.13.C.09.52 to M.18.D.42.68.	3 rds. per Gun per minute.	do			
ditto	5th (5.18 pdrs)	Same as PHASE 1		do			
ditto	3rd (6.18 pdrs)	M.24.A.15.98 to M.18.C.90.00		do			
ditto	2nd (6.18 pdrs) 2-18 pdrs. 4-18 pdrs.	M.18.C.90.00 to M.18.C.72.00 M.18.C.72.00 to M.18.C.68.20		do			
ditto	4th (5.18 pdrs)	Same as PHASE 1		do			
ditto	101st (1-4.5" How.)	Same as PHASE 1	2 Rds. per How. per Minute.	B.X.			
ditto	103rd (4-4.5" How) 3 Hows. 1 How.	Same as PHASE 1 Lift from M.24.B. 30.95 to M.18.D.2.3.		do			
ditto	102nd (4-4.5" How)	Same as PHASE 1		do			

Appendix No. //



*2- War diary*  
SECRET.

Headquarters,  
2nd Aust. Inf. Bde  
Feby 10th 1917.

Reference 2nd Aust. Inf. Bde Order No 8 of 9/2/17.

ZERO date will be 10th inst. (today.)  
ZERO hour will be 8 p.m.

Please acknowledge.

Major.  
Brigade Major.,  
2nd Aust. Inf. Bde

## OPERATION ORDER No 5

by Lieutenant-Colonel John Walstab,  
Commanding.

514

*Between (map coordinates)*

1. RAID. A party already selected will carry out a raid on the enemy lines ~~on the night of the 10th/11th inst,~~ *made 9* at a time to be notified later. Attached sketch marked 'A' shows position to be assailed. Object. to secure prisoners and bring back information as to identification and general condition of enemy line.
2. STRENGTH OF PARTY. O/C Raid, Lieut. H. M. GRIFFITHS, Three Subalterns, 2/Lieuts. H. C. MORRISON, C. F. LANGFORD and L. T. PEARCE and ~~10~~ other ranks. Composition of party is shown on attached sketch marked 'B' which illustration shows their position when formed up for the assault.
3. DRESS AND EQUIPMENT OF PARTY. All ranks to be clothed in improvised white smocks and to carry Box Respirator *not to be carried in assault* in alert position. Bayonet men to be armed with rifle bayonet fixed, 10 rounds in magazine (cut-off closed) no other equipment to be carried. Flank Bombers - bomb satchel with 15 Mills Grenades and knob-kerrie. Group Bombers - bomb satchel with 10 Mills Grenades and knob-kerrie. O/C Raid will by personal inspection ensure that no member of the party carries identity disc, pay-book or letters and papers which might prove to be valuable *give any* information to the enemy. *or marks on clothing*
4. PRELIMINARY MEASURES. A special party of 30 other ranks under 2/Lieut. TAYLOR will work nightly on improvement of communication and jumping off trenches (2/Lieut. Taylor to hold himself in readiness to replace any officer who may become a casualty before the raid) O/C Raid will ensure that the following are drawn from Battalion Headquarters on the morning of the raid - Mills grenades, white smocks, rifle wire cutters (one per bayonet man) hand wire cutters, (three per group) electric torches (one each per officer and group commander) 400 yards black and 400 yards white tape knob-kerries (one per bomber) Signalling officer to reconnoitre, and arrange for operators, three telephones and sufficient wire to link up system as shown in sketch (A) A trial barrage has been arranged for (time to be notified later) O. C. Raid to arrange with Artillery Liaison Officer to observe same from forward line and to immediately report result to Battalion Headquarters. This barrage is also intended to demolish enemy wire. O/C Raid to arrange for tapes either black or white according to the condition of the earth to be laid as direction lines. Intelligence Officer with specially detailed patrol to furnish report daily as to condition of No Man's Land, enemy wire and enemy position, up to night of raid.
5. ASSEMBLY FOR THE ASSAULT. Party complete will fall in at present quarters in High Wood West Camp at a time to be notified later, and will move in groups of ten with an interval of ~~100~~ 100 yards between groups via duckboard walk to Factory Corner thence through Factory Avenue (which will be cleared out for the purpose) to Yarra Bank. They will carry great-coats 'en banmerolle' and

*Gas helmets to be dumped with overcoats**? whose duty specifically when to be laid?*

514

will don same on arrival at Yarra Bank. Forty-five minutes before Zero hour they will move to jumping off trench the utmost silence being observed, overcoats being dumped at Yarra Bank.

6. THE ASSAULT. At Zero hour when our barrage (of five minutes duration) opens the party will immediately leave jumping off trench and move forward as close as possible to barrage consistent with safety, adopting the formation as laid down in sketch "B" It must be impressed on all ranks that their safety depends on keeping as close to our artillery barrage as possible. A Vickers Gun will be posted under Brigade arrangements on each flank to effect covering fire. If an enemy advanced post be encountered the sector commander will detail a group to deal with same, the remainder of the party pressing on. If three or more strong enemy advanced posts are encountered O/C Raid may consider the object of the raid has been attained. On arrival in enemy trench (if normal conditions exist) flank bombers will protect flanks. Bayonet men and bombers will engage the enemy handing prisoners to detailed men of groups as shown on sketch 'B' whilst identification men will proceed to collect evidence Detailed 'parapet bombers' will not enter trench but will move along parapet seeking vulnerable enemy points.

*Bring down if necessary*

*The nearest group will deal with it*

*The sector commander has reached the objective*

*Suggest that these do not enter trench. Give units say 25'*

C. O. Battalion will be in position at Yarra Bank and in telephonic communication with Intelligence Officer who will be stationed at Post 15. The latter being in touch by wire with covering party in No Man's Land. Artillery F. O. O. to be with C. O. Battalion.

7. THE RETURN. Time from when barrage lifts until party returns to jumping off trench to be twelve minutes. The signal for return to be a "G" sounded by buglers on command of O/C Raid. This will be repeated by bugler with O/C covering party. Prisoners captured early to be temporarily handed over to garrison of our advanced posts. Party to return direct to jumping off trench but in event of enemy barrage being on same to Yarra Bank by shortest route. Party to remain in Yarra Bank until enemy barrage has lifted. They will then be told off in two detachments, one to remain to rest in dug-outs in Yarra Bank and the other to convey prisoners to Brigade Headquarters in North Road where resting & accommodation will be provided for them.

*+15m*  
*To be not more than 12m.*  
*or if not sounded on time then the other to sound*

*leaves enemy trench*

8. GENERAL. All officers and N. C. O's to carry watches. These will be synchronized at hours to be set out during the day previous to raid. Plan of artillery barrage will be issued later. Password and code words for the following will be issued on day prior to assault.  
For Artillery (a) Leaving jumping off trench, (b) Return to jumping off trench.  
For C. O. (a) All ready in jumping off trench, (b) All formed up in No Mans Land.

9. MEDICAL ARRANGEMENTS. The following medical arrangements will be made. Four stretcher bearers with two stretchers to be with covering party in No Mans Land. R. M. O. with A. A. M. C. attached (as dressers) to be at Yarra Bank. Arrangements will be made for garrison battalion to evacuate casualties.

## 10. REPORTS.

514  
C/O raid together with all evidence men to report immediately raid is completed to C/O in Yarra Bank.

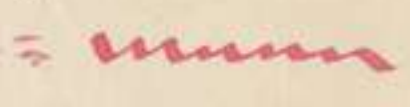




## 11. INFORMATION RE ENEMY POSITION.

From reports of patrols who have been greatly hampered by the bright moonlight and snow the right portion of section to be assailed appears to be held by a series of posts. Patrols report that they have seen men moving over the open from point to point by night which seems to bear out this statement. As regards the left sector of this portion of the enemy's line a patrol pushed out on night of 6/7th from No 10 post managed to get within 30 yards of the enemy position. They could hear sounds of enemy wiring, picking and voices, but owing to the nature of the country could not detect the strength of enemy wire. This seems to confirm the position of supposed enemy strong point shown on sketch. On the morning of the 8th a patrol to be arranged for by 2nd Lieut M. E. THOMPSON will be pushed forward before dawn from No 10 post to the point reached by the latter patrol. They will remain there for at least two or three hours and obtain all information as to strength of enemy wire and will then by a sudden rush (which will not be expected by the enemy) return to No 10 post. Patrols report that No Mans Land is fairly easy going and is pitted with shell craters.

(Signed) E. A. WILLIAMS,  
Lieutenant and  
Acting Adjutant.

Sketch A.

Signs thus 514

Enemy position to be assailed =   
 "jumping off trench" =   
 Route to "jumping off trench" =   
 Telephones =   
 " wires = 

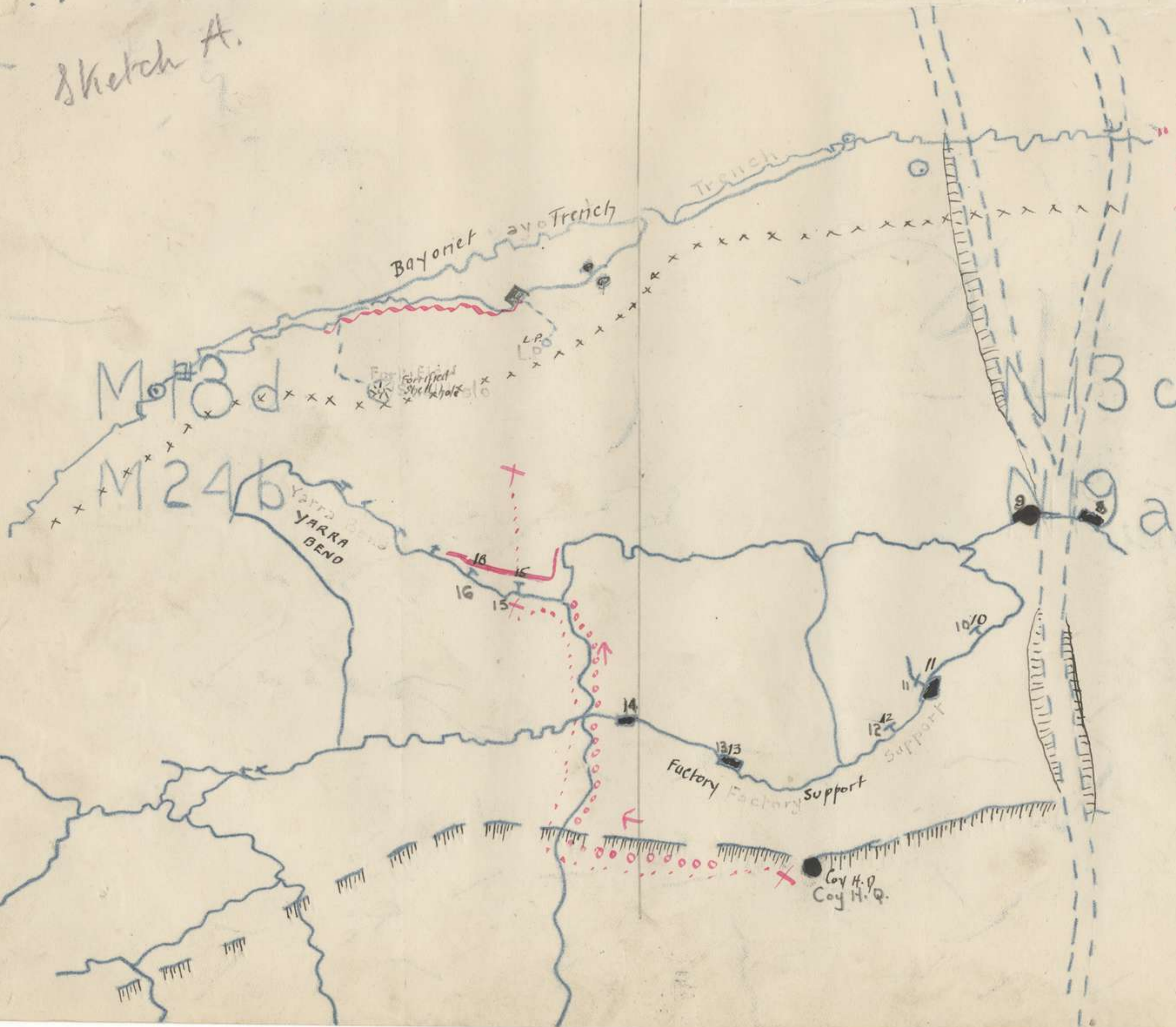
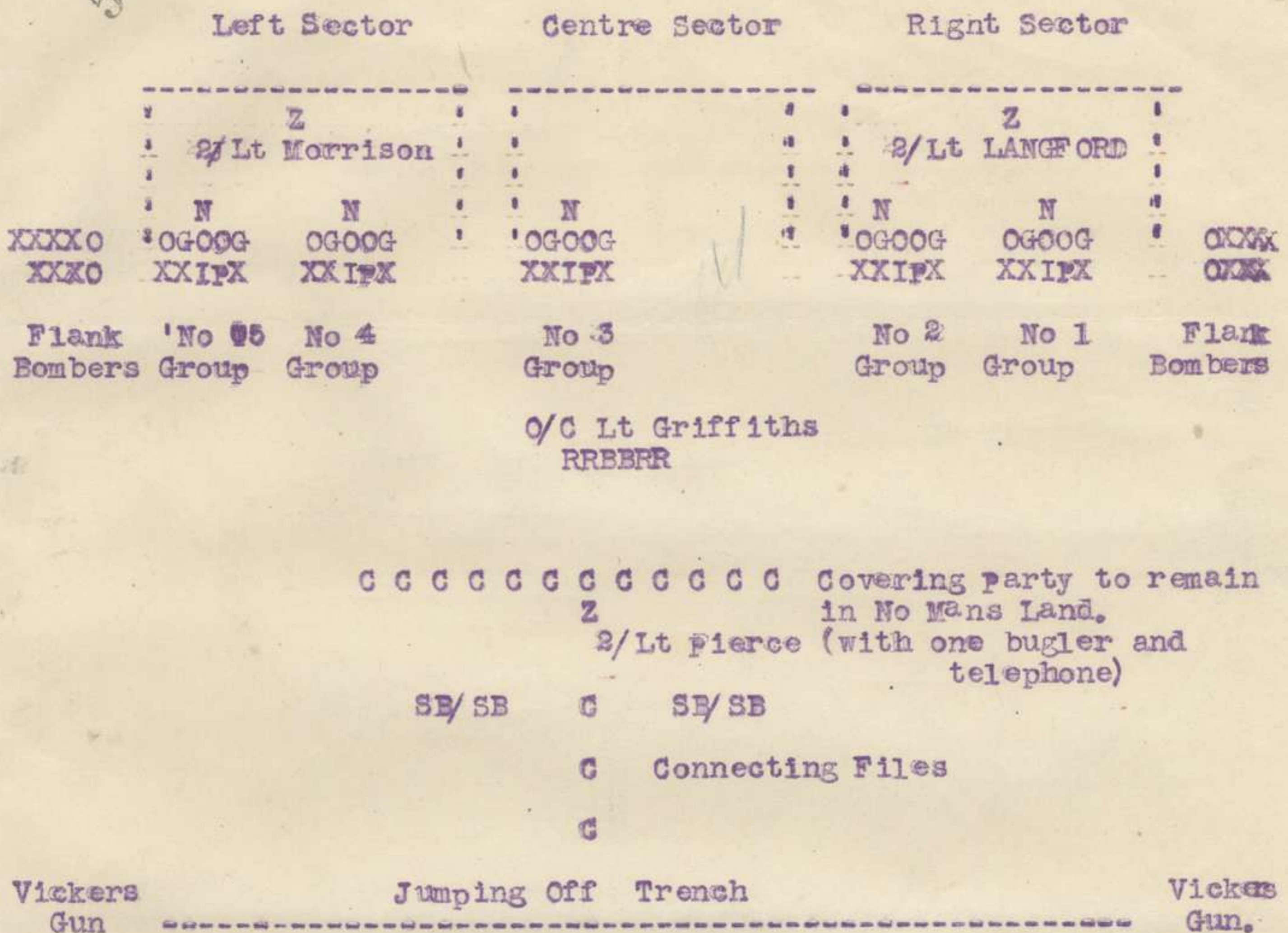


DIAGRAM SHEWING FORMATION OF RAIDING PARTY  
ILLUSTRATING DISPOSITIONS IN THE ASSAULT.



(This is for illustrative purposes only)

SIGNS.

- O. C. - O. C. Raiding Party.
- Z - Subaltern (Sector Commander)
- N - N. C. O. (Group Commander)
- O - Bayonet Man
- G - " " (Prisoners Guard)
- X - Bomber
- P - Parapet Bomber.
- I - Identification Men.
- R - Runner.
- B - Bugler.
- C - Covering party and Connecting Files.
- S. B. - Stretcher Bearer.

514  
Proposals re projected raid on Bayonet Trench.

I am of opinion, in order to ensure that the projected raid be a complete success, that the following difficulties must be carefully considered and obviated.

(a) It would be most difficult to raid Bayonet Trench from the right of our Battalion Sector, owing to the distance (say 400 to 500 yards) and No Man's Land being subjected to enemy enfilade fire from the right.

(b) A raid from the <sup>left</sup> right of our Battalion Sector also presents difficulties as shown hereunder, (which, I am of opinion, can be surmounted.)

(1) A slight ridge between our advanced posts on the left of Bayonet Trench obstructs our observation of the latter, and I have not yet been able to obtain definite information as to strength of enemy wire, position of advanced posts, and whether their front line is a series of detached posts or a continuous trench. (This can only be obviated by careful patrolling. This is already being carried out by specially selected scouts from this Unit, in prepared white costumes.)

(2) The enemy in Bayonet Trench at M 24. b 3.9. will most assuredly have machine gun positions, which would sweep No Man's Land in front of the enemy trench on which the raid is projected. (The artillery barrage must continue to play on these positions during the period of the raid, artillery barrage should also continue to play on Cutting running from N. 13 c 5.7. to N. 13. c. 5.0. )

(3) The ridge referred to in para 1 also interferes with artillery observation, and I cannot too strongly emphasise the fact that it is absolutely necessary that a trial barrage be arranged for, some days previous to the raid.

(4) My patrols have not yet been able to give me definite information as regards strength of enemy wire, but are endeavouring to forward me a full report tomorrow.

-----  
Suggested plan of attack.

(1) Hour. Owing to the light of the moon and the effect of the snow which would show up the party early in the evening, I do not think that the raid should be attempted before 0300 in the early morning.

(2) Proposed ~~alternative~~ jumping off trenches are shown on attached sketch marked "A" as is also portion of the enemy line to be raided.

(3) Composition of party. 3 Officers, 60 Other Ranks, and 2 Lewis Machine Guns. Distribution as shown on attached sketch marked "B". Dress. Drill Order (So as to allow the utmost freedom of movement.)

(4) Nightly patrols by specially selected scouts from this Unit up to the date of the raid.

(5) Raiding party to be quartered separately and trained as a separate unit. (Dummy trenches to be improvised, showing the exact position of the trench etc. to each ~~individual~~ individual of the raiding party.)

(6) Each Officer of the raiding party to nightly, in turn, make personal reconnaissance of the jumping off trenches.

(7) Trial artillery barrage to be supplemented by feint artillery barrages on either flank, so that enemy may not suspect where the raid is impending. The senior Officer of the raiding party, together with the Artillery Liason Officer to watch the effect of the trial barrages so as to ensure that on the actual night of the raid the artillery have their correct night lines.

(8) Time from when party leaves jumping off trench at the moment barrage lifts, to return to our trench to be ten minutes.

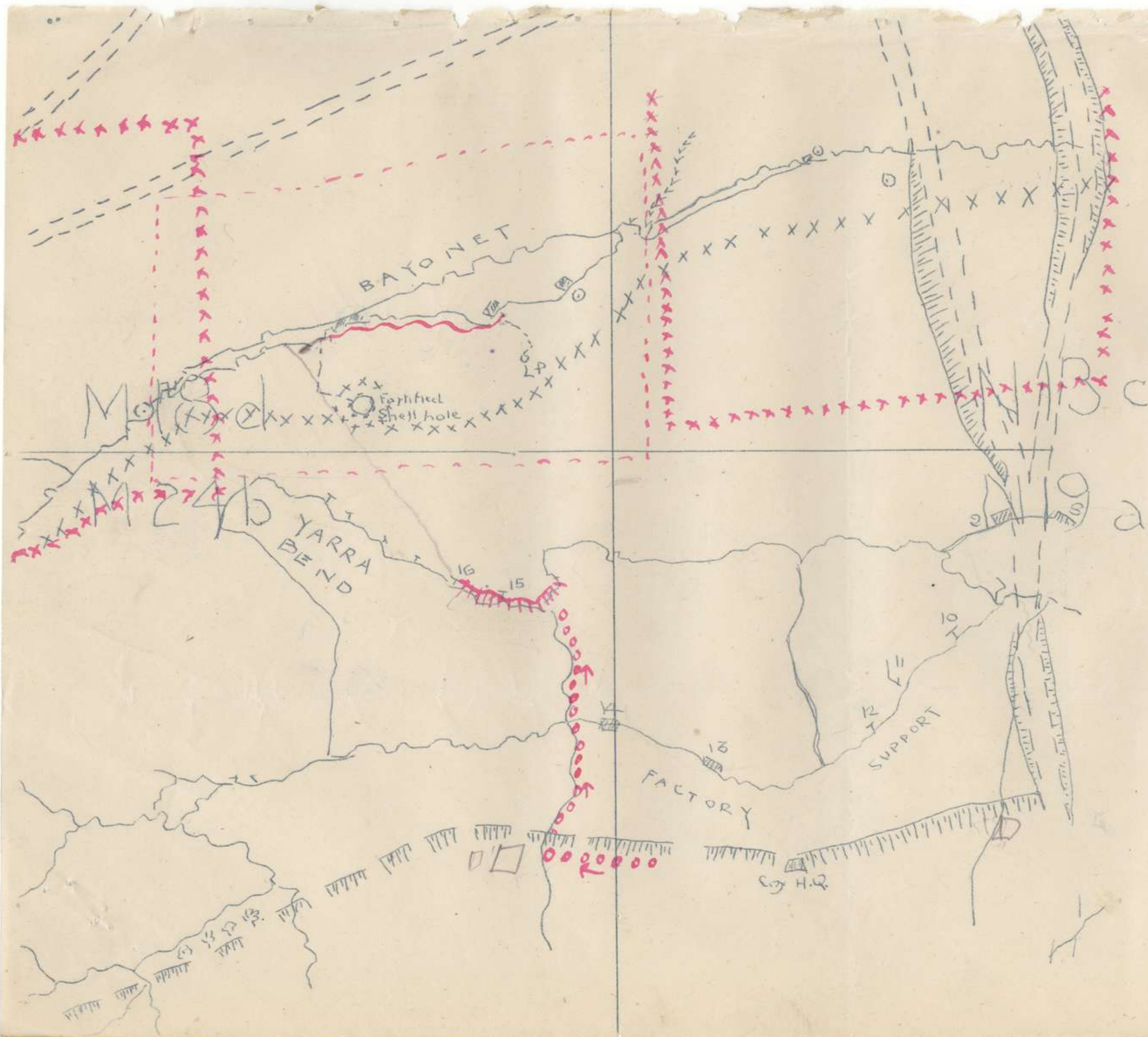
(9) Smoke Bombs. It would in my opinion, if the wind be favorable be of great assistance if smoke bombs were used at posts 9, 10, 11 and 12, to mislead the enemy. They would also be effective if they could be left in enemy's trench on the raiding party leaving same.

514  
(10) Medical Arrangements. R.M.O. A.M.C. attached and 16 Stretcher Bearers to be posted behind cover of Yarra Bank during raid. Cases to be dressed there, and not to be removed to rear until enemy barrage on valley in rear of Yarra Bank lifts.



Arrangements to be made for hot food containers to be at this point, so that a hot drink may be issued to the men immediately after their return from the raid.

John Wahstak Lieut. Col.  
CO 5th Bn A.I.F.

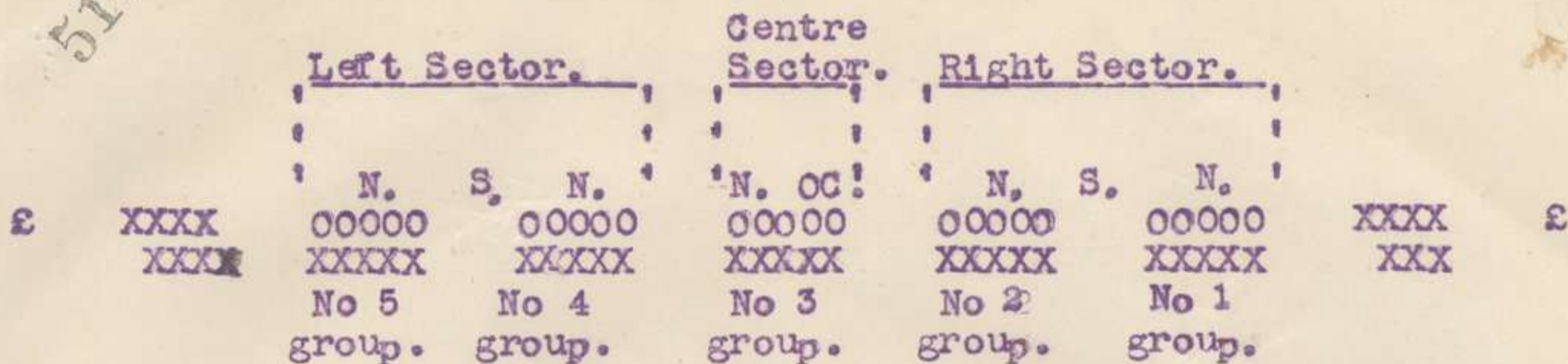




Signs Thus.

"Jumping off Trench  
 Portion of ENEMY  
 Trench to be raided }  
 Line of our approach  
 under cover to JUMPING  
 OFF" Trench  
 Barrage previous to  
 raid =   
 Constant barrage on  
 Flanks during raid = 

Sketch A

Sketch Plan. "B"

- 
- (1) This diagram shows composition of party when formed up in jumping off trench.
  - (2) Lewis Guns will not advance, but will cover flanks and keep down enemy fire.
  - (3) Special Bombing parties shown thus:- XXX , to cover our flanks whilst in enemy trench.
  - (4) No particular mopping up party for advanced enemy posts to be detailed, as the exact position of these posts has not yet been verified. If one be encountered, O.C. of sector concerned to order group concerned to deal with it and return at once with prisoners to our trenches.
  - (5) In the event of four or more enemy advanced posts being encountered, Officers or N.C.O's in charge of groups not engaged will not advance further, but will cover the retirement of engaged groups and prisoners.

(Note) As more information comes in nightly from patrols, these general rules will have to be modified, or perhaps altered.

-----

Signs.

X = Bombers.  
 O = Bayonet men.  
 N = N.C.O.  
 S = Subaltern.  
 OC = O.C. party.  
 £ = Lewis Gun.

514

- ① Arms & Equipment to be carried = rifles with Bayonets fixed.  
Muz. cutters - Removal of Identifications
- ② Reserve for connecting files & reserve:  
or any other method of marking the route back. Tapes?
- ③ Method of entering <sup>our own</sup> trenches & forming up.
- ④ Barrage duration? - left: Trench Mortars. Smoke Bombs
- ⑤ Time of moving into NO-MANS-LAND.
- ⑥ Synchronised Time
- ⑦ Tell off parties to (a) wound & kill  
(b) to collect evidence  
(c) to escort prisoners back.  
(d) reserve to hold prisoners in case our line (Garrison)  
(e) I.B. cases.
- ⑧ Telephone to our front line & then half way?
- ⑨ Time to stay in trenches
- ⑩ Time of return how to be signalled or notified to all the party.
- ⑪ Method of return (a) if our line is barraged.  
(b) if not barraged.
- ⑫ Is our barrage to return onto <sup>objective</sup> ~~our line~~.
- ⑬ Medical arrangements.
- ⑭ Resting place for team after return.
- ⑮ Collection of evidence & forwarding same night.
- ⑯ Recommendations } note for CO.  
Immediate Award
- ⑰ What Reports are to be made by { (a) Co. P.M.  
(b) raiders  
(c) Garrison.

- (17) F.O.O. to be with Co. and communication  
unit to artillery
- (18) Password & Code words.
- (19) Electric Torches
- (20) Distinctive  
Identification marks

Copies of his reconnaissance reports.

Artillery Barrages

Practice Barrage. ÷ 1<sup>st</sup> Bde & 2<sup>nd</sup> Bde on different days.

Bluff Barrage. M13D 63 to 0025

Code words

Action of 2<sup>nd</sup> TMs. and Stokes.

Action of Vickers M.G.



514

Headquarters  
2nd Aust. Inf. Bde.  
7th Febr. 1917

C.O. 5th Battalion

The following amendments to your Order No 5 are suggested :-

Reference Map - and attached tracing.

RAID - A raid will be carried out on the enemy trenches between ( Map Co-ordinates ) on a date and at a time to be notified later. The 1st Aust. Div. Artillery, No 2A L.T.M.Bty., and No 2 M.G.Coy. will co-operate in preliminary barrage and the covering fire.

OBJECTS OF RAID The object of the raid will be to kill and wound enemy garrison, secure prisoners and secure information as to the enemy line.

STRENGTH OF PARTY Give total and also the details of i.e. What the several parties will do, shortly outline their several duties or roles, for instance - who is going to lay the tapes?

ASSEMBLY - More detail as to how the party is to form up in the jumping off trench

ASSAULT - What provision is made for carrying back evidence (sandbags are suggested) Include this also in equipment.

*A copy of your original order is returned herewith with marginal notes also*

*W. B. ...* Colonel

Commanding 2nd Aust. Inf. Bde.

*+ 15 mm*

*White tape } soon.  
Blau*

*M 18 D 7 1/2 - 1 1/2  
M 18 D 6 - 1/2  
M 18 D 9 - 2*

## OPERATION ORDER NO 5

By

Lieut-Colonel JOHN WALSTAB Commanding.

Reference Map. France 57c S.W. 1/10,000  
Sketch Map marked 'A' Attached.

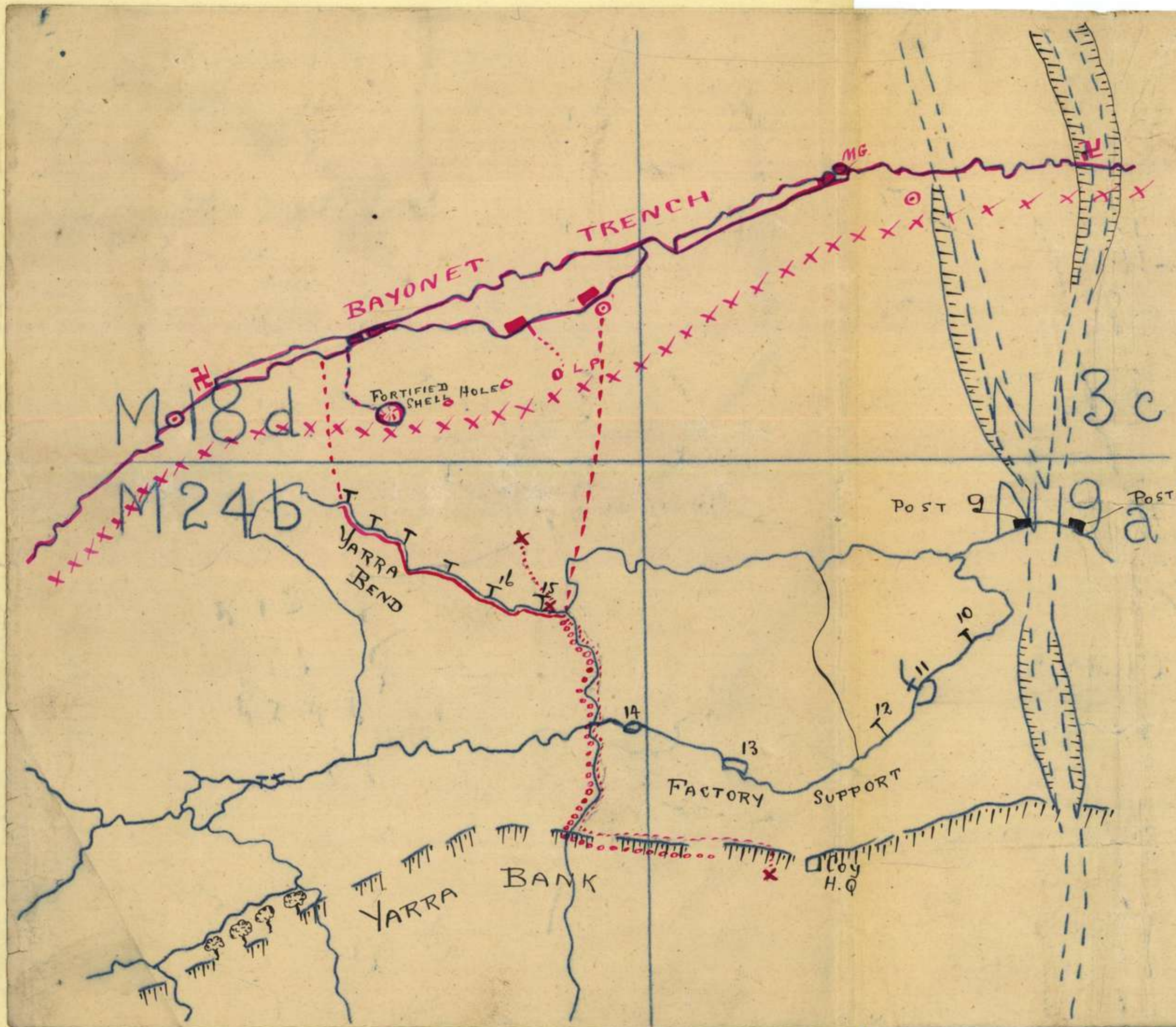
1. RAID. A raid will be carried out on the enemy trenches between M.18.d. 5005 to M.18.d.9.1. on a date and at a time to be notified later. The 1st Aust. Div. Artillery, No 2A L.T. M.Bty., and No 2 M.G.Coy. will co-operate in preliminary barrage and the covering fire.
2. OBJECTS OF RAID The object of the raid will be to kill and wound enemy garrison, secure prisoners and secure information as to the enemy line.
3. STRENGTH OF PARTY. O.C. Raid Lieut. H.M.GRIFFITHS, Three subalterns, 2/Lieuts. H.C.MORRISON, F.LANGFORD and L.T.PEARCE, and 103 other ranks. Composition of party is shown on attached sketch marked 'B' which illustration shews their position when formed up for the assault, and shews the strength of the party together with their several designations. Their duties are shown in para. marked 'The Assault'.
4. DRESS & EQUIPMENT OF PARTY. All ranks to be clothed in improvised white smocks, and to carry box respirators which will be dumped at YARRA BANK, with overcoats, prior to the assault. Bayonet men to be armed with rifle, bayonet fixed, 10 rounds in magazine (cut off closed) no other equipment to be carried. Flank bombers - Bomb satchel with 15 Mills grenades and knob-kerrie.  
Group bombers - Bomb satchel with 10 Mills grenades and knob-kerrie.  
O.C. Raid will by personal inspection ensure that no member of the party carries identity disc, pay book, letters, papers, or marks on clothing, which might give any information to the enemy.
5. PRELIMINARY MEASURES. A special party of 30 other ranks under 2/Lieut. TAYLOR will work nightly on improvement of Communication and jumping off trenches (2/Lieut. TAYLOR to hold himself in readiness to replace any officer who may become a casualty before the raid) O.C. Raid will ensure that the following are drawn from Battalion Headquarters on the morning of the raid:- Mills grenades, white smocks, rifle wire cutters, (one per bayonet man) hand wire cutters (three per group) electric torches (one per officer and group commander) 400 yards black and 400 white tape, knob-kerries (one per bomber) and sandbags for evidence men to bring back identifications etc.  
Signalling Officer to reconnoitre, and arrange for operators three telephones and sufficient wire to link up system as shewn in sketch 'A'.  
A trial barrage has been arranged for (time to be notified later), O.C. Raid to arrange with Artillery Liaison Officer to observe same from the forward line and to immediately report same to Battalion Headquarters. This barrage is also intended to demolish enemy wire, ~~xxxxxxxxxx to the xxxxxxxxx~~ O.C. Raid to arrange for tapes, either black or white, according to the condition of the earth, to be laid as direction lines. Intelligence Officer, with specially detailed patrol to furnish report daily as to condition of NO MANS LAND, enemy wire, and enemy position, up to the night of the raid. O.C. Raid in conjunction with Intelligence Officer to supervise the laying of tapes. This is to be completed 2 hours before ZERO. Special forward Intelligence Section to be used for this purpose.

6. **ASSEMBLY FOR THE ASSAULT.** Party complete will fall in at present Quarters in HIGH WOOD West Camp at a time to be notified later, and will move in groups of ten with an interval of 100 yards between groups via duckboard walk to FACTORY CORNER thence through FACTORY AVENUE (which will be cleared for the purpose) to YARRA BANK. They will carry great-coats 'en bannerolle' and will don same on arrival at YARRA BANK.  
Forty five minutes before ZERO hour they will move to Jumping off trench, groups and detachments moving left in front, i.e. left flank bombers, followed by No 5 group so as to facilitate ~~xxxxxx~~ the formation on leaving trench, the utmost silence being observed, overcoats being dumped at YARRA BANK.
7. **THE ASSAULT.** At ZERO hour when our barrage (of five minutes duration) opens, the party will immediately leave jumping off trench and move forward as close to barrage consistent with safety, lying down if necessary, adopting the formation as laid down in sketch 'B'. It must be impressed on all ranks that their safety depends on keeping as close to our artillery barrage as possible. A Vickers gun will be posted under Brigade arrangements on each flank to effect covering fire. If the enemy advanced post be encountered, the nearest group will deal with it, the remainder of the party pressing on. If three or more strong enemy advanced posts be encountered O.C. Raid may consider he has reached the objective. On arrival in enemy trench (if normal conditions exist) flank bombers will protect flanks. Bayonet men and bombers will engage the enemy, handing prisoners to detailed men of groups as shown on sketch 'B'. These guardsmen will, if possible, not enter the trench, whilst identification men will proceed to collect evidence. Detailed 'parapet bombers' will not enter trench, but will move along parapet, for say 25 yards.  
C.O. Battalion will be in position at YARRA BANK and in telephonic communication with Intelligence Officer who will be stationed at post 15, the latter being in touch by wire with covering party in NO MANS LAND. Artillery F.O.O. to be with C.O. Battalion.
8. **THE RETURN.** Time from when barrage lifts until at latest party leaves enemy trench to be 10 minutes. The signal for return to be a 'G' sounded by buglers on command of O.C. Raid, or if not sounded on time then the other bugler with covering party to sound. This will be repeated by bugler with O.C. Covering party. Prisoners captured early to be temporarily handed over to Garrison of our advanced posts.  
Party to return direct to jumping off trench, but in event of enemy barrage being on same, to return to YARRA BANK by shortest route. Party to remain in YARRA BANK until enemy barrage has lifted. They will then be told off in two detachments, one to remain to rest in dugouts in YARRA BANK, and the other to convey prisoners to Brigade Headquarters in NORTH ROAD, where resting accomodation will be provided for them.
9. **GENERAL.** All officers and N.C.O's to carry watches. These will be synchronized at hours to be set out during the day previous to the Raid.  
Plan of Artillery barrage to be issued later.  
Password and code words for the following will be issued on day prior to assault.
- |                      |                                     |
|----------------------|-------------------------------------|
| <u>For artillery</u> | (a) Leaving enemy trench            |
|                      | (b) Return to jumping off trench    |
| <u>For C.O.</u>      | (a) All ready in jumping off trench |
|                      | (b) All formed up in NO MANS LAND.  |



- 10. MEDICAL ARRANGEMENTS. The following Medical arrangements will be made:- Four stretcher-bearers with two stretchers to be with Covering Party in NO MANS LAND. R.M.O. with A.A.M.C. attached (as dressers) to be at YARRA BANK. Arrangements will be made for Garrison Battalion to evacuate casualties.
- 11. REPORTS. O.C. Raid together with all evidence men to report immediately raid is completed, to C.O. in YARRA BANK.
- 12. INFORMATION RE ENEMY POSITION. From reports of patrols, who have been greatly hampered by the bright moonlight and the snow the right portion of the section to be assailed appears to be held by a series of posts. Patrols report that they have seen men moving over the open from point to point by night, which seems to bear out this statement. As regards the left sector of this portion of the enemy line, a patrol pushed out on night of 6/7th, from No 16 post, managed to get within 30 yards of the enemy position. They could hear sounds of enemy wiring, picking, and voices, but owing to the nature of the country could not detect strength of enemy wire. This seems to confirm the position of supposed enemy strong point as shown an sketch. On the morning of the 8th a patrol to be arranged for by 2/Lieut. M.E.THOMPSON, will be pushed forward before dawn from No 16 post to the point reached by the latter patrol. They will remain there for at least two or three hours and obtain all information as to the strength of enemy wire and will then by a sudden rush (which will not be expected by the enemy) return to No 16 post. Patrols report that NO MANS LAND is fairly easy going and is pitted with shell craters.

(signed) E.A.WILLIAMS  
 Lieutenant  
 Acting Adjutant.



Reference Map - 57c S.W.  
Edition - 5A.  
Scale - 1 : 10000.

M.G. --- ○  
T.M. --- ⊕  
Dugout --- ■  
Scale of sketch - 1 : 2500.

Enemy position to be assaulted :- - - - -  
Jumping off trench :- - - - -  
Telephones :- - - - - x  
Telephone wires :- - - - -  
Route to jumping off trench :- - - - -

514

DIAGRAM SHEWING FORMATION OF RAIDING PARTY

ILLUSTRATING DISPOSITIONS IN THE ASSAULT.



O.C. Lt. GRIFFITHS  
RRBBRR

C O C C C C C C C C C C C C C C Covering party to remain  
in NO MANS LAND

Z  
2/Lt. PIERCE (with one bugler and telephone)

SB/SB            C            SB/SB

C

C

Jumping Off Trench

Vickers  
Gun

Vickers  
Gun

-----  
(This is for illustrative purposes only)

SIGNS.

- O.C.    - O.C. Raiding Party
- Z        - Subaltern (Sector Commander)
- N.      - N.C.O. (group commander)
- O        - Bayonet Man
- G        -        "        " (Prisoners guard)
- X        - Bomber
- P        - Parapet bomber
- I        - Identification Men
- R        - Runner
- B        - Bugler
- C        - Covering party and Connecting Files
- S.B.    - Stretcher Bearer

*Parties to be checked  
immediately on return  
from raid.  
Casualties to be  
notified at once.*

Secret

From C.O. 5th Batta  
To Head Qrs  
2nd A.S. Bde.

The following password & code-words have been selected for tonight's operations. (night 10/11)

Password - BASH

Code words :-

- (a) all ready in jumping off trench  
2001 1/2 "OFF AGAIN"
- (b) all formed up on enemy's land  
2009 ON AGAIN
- (c) leaving enemy trench  
\* AWAY AGAIN
- (d) returned to jumping off trench  
2000 FLANNAGAN

Please acknowledge

A2B  
353

10. 2. 17

John Walstab  
C.O. 5th Batta

271

To 2nd Inf. Bde.  
from C.O. 5th. Bn.

Re: Raid.

In my opinion the failure of the raid was due to the fact that Artillery barrage had not been properly sited & that strength of wire although same had been prepared by Intelligence Platoon was not properly cut by Trench Mortars.

As regards casualties it is impossible for me to give a truthful report of same tonight. Owing to the fact that men of my Bn. have been used as stretcher-bearers. My rough estimate of killed, missing & wounded is as follows.

As regards evidence I have questioned several members of the raiding party & they state

(2)  
they have killed several of the enemy but I have no proof of this although they are reliable men.

I will forward tomorrow personal reports of officers commanding actual raiding parties.

John Walstat

Lt. Col.  
C.O. 5th. Bn.

*[Faint, illegible handwriting on a piece of graph paper.]*

*Secret:*  
*2nd Inf. Bde.*  
*A.S.F.*  
            
*(2)*

514

Appendix No. 12

(5396) Wt. W 2133,509 7/18 100,000 Pads. D. D. & L. E 111.

Army Form C 2122  
(In pads of 150).

"B" Form.

MESSAGES AND SIGNALS.

No. of Message.....

Prefix.....	Code.....	m.	Received	Sent	Office Stamp.
Office of Origin and Service Instructions. Words.			At.....	At.....	
			m.	m.	
			From.....	To.....	
			By.....	By.....	

TO

2nd Lt. G. B. B.

Sender's Number	Day of Month	In reply to Number	AAA
-----------------	--------------	--------------------	-----

I personally searched YARRA AVENUE last night & could find no trace of reported German prisoners killed by shell fire aaaa This morning special section of my Intelligence Platoon detailed for raiding work have reconnoitered YARRA AVENUE & shell craters in front without result aaaa We are still searching in No. 40's Land for evidence aaaa

From	5th Bn.	M. J. Thompson Lt. Col.
Place		West End
Time	1345	for C.O. 5th Bn.

\* This line should be erased if not required.

514

Appendix No. 12

37

B/M

Bearer states he is  
awaiting reply.



To 2nd Inf. Bde.  
from C.O. 5th Bn. A.I.F.

Re. Raid on night 10th/11th.

I attach hereto reports of officers who were on duty in the raid.

Their statements bear out my rough preliminary report in as much as they show our artillery barrage was weak & that enemy wire was strong.

Also I would report that the <sup>enemy</sup> machine guns on the left flank were not kept under by our Artillery & Trench Mortar Barrage.

As far as I can judge the following are the casualties:-

Strength of party, 4 Officers, 103 OR.-

Missing 5

Killed 7

Wounded 37 Total 49.

(2)

Recommendation for honours will be forwarded as soon as I can collect direct evidence as to same.

John Wabstal

Lt. Col.  
C.O. 5th Bn. A.I.F.

514

To C. O. 5th Batt<sup>ns</sup>,

From C. C. Raiding Party.

I beg to report the following information as regards the proceedings of the raid.

My party was formed up in the jumping off trench at 1945 on the night 10<sup>th</sup> as per Battle Operation Order.

Three minutes before zero time I ordered all men to get ready. When the Artillery opened fire on enemy lines I ordered the party to advance and this was carried out perfectly. The right flank moving first and then the left flank ~~was~~ forming into line with it. Each flank was guided by tapes running direct to the position of enemy trench to be assaulted.

The advance continued satisfactorily over the crest of the hill until we reached the enemy's first line of barbed wire. I then looked back and saw that the covering party was formed up behind us and that the Brigade Machine Guns were firing on flanks.

The position had now amounted to this

514

2

We were being swept by three enemy Machine Guns on our left flank and we went up against a line of barbed wire which had not been cut. As far as I could see we had suffered no casualties up to this stage so I ordered the advance to continue. We passed over the barbed wire by means of Duck Boards one of which was carried by each group of the Raiding Party.

This first line of wire was as far as I could judge between 5 fifty and Sixty yds from enemy's front line.

The second line of enemy wire was not so thick and we were able to walk through it but when we reached the third line we were confronted by a line of wire about 5ft thick and 3ft high and it was within fifteen yards of the enemy's front line.

The time for our barrage to lift ~~had~~ <sup>was</sup> now at hand and I ordered a general advance and ~~then~~ ~~tried~~ ~~to~~ ~~get~~ ~~through~~ ~~the~~ ~~wire~~ ~~myself~~ but bombs were thrown from the enemy and burst on the wire and although we threw bombs back at the enemy we could not keep his fire down. 7 Several attempts were made

514

3

To get through the enemy wire by cutting some but after about seven minutes I came to the conclusion that it was a hopeless task.

In coming to this decision I had to consider the following facts.

A. The left and centre of the Raiding Party was held up at enemy wire and suffering casualties from an enemy Machine Gun fire.

B. I was unable to see the right but as they had already had Eight minutes to deal with enemy ~~at~~ trench & if they had entered it.

C. Enemy barrage was now starting over our front in rear.

So ~~on~~ considering these facts I decided to retire and had the bugle sounded I am of opinion that the following is the result of the raid.

a. The night was successful.

b. The left and centre was held up by enemy wire and bombs.

The cause of the failure of the left and centre parties were due to insufficient barrage and enemy flank Machine Gun fire.

W. Griffiths Lieut.

Mrs. Morrison.

I beg to report that I left the Jumping Off Trench in charge of the left section of the raid. We advanced in the direction of the caps until we encountered enemy wire.

I was held up by enemy wire which had not been cut by our trench mortars & Artillery fire. I did not reach the enemy trenches but on the bugle sounding, I retired. During the retirement a prisoner guardman handed a prisoner over to me.

Whilst moving through Yarra Avenue an enemy shell wounded me & killed my prisoner. From my knowledge of the left flank assaulted & in addition it is heavily wired and in addition shell craters

have been made <sup>(2)</sup> defensive works by low barbed wire entanglements which make it extremely difficult for an attacking force to move across same.

I do not think the Artillery barrage was strong enough for the portion of enemy trench.

I think that the enemy trench on our left was strongly held, as we were bombed on reaching wire.

When the bugle sounded the "Retire," I withdrew my party.

H.C. Morrison 2/1

Appendix No. 12

514

To Lt Col. 5th Battalion.

With reference to raid carried out on the 30th. I beg to state that I was in charge of the right sector.

At zero hour on the order being given by the C.O. Raid to advance the right moved forward guided by the tapes.

The <sup>enemy</sup> M.G. fire on our left opened fire before we left jumping off trench and continued to sweep crest the whole of the time during our advance.

The first wire we encountered ~~we encountered~~ was just over the crest and about 80 yds in front of our enemy trench. It was of 3ft thick and French barbed wire.

I found a track through this and encountered ~~two~~ two more rows in front of enemy trench.

With a party of about 15 men I managed to get through this and entered enemy trench.

We found no opposition at this particular section and I worked along the trench and found two deep dugouts which were in my opinion in course of construction.

We bombed some but they appeared to be empty.

I then found what appeared to be a small shelter with a W.P. shot hanging in front and with a German inside. He surrendered to me immediately and I handed him over to several of my party who were on the parapet. I a later I ascertained that he endeavoured to escape and was shot.

514

The enemy trench was on about 7 ft deep and revetted with timber and duckboarded.

It was in good condition and our barrage did not appear to have hit it.

On the signal to retire I pushed back to jumping off trench and did not leave any casualties behind.

In my opinion our Artillery barrage was not so strong enough and gave it was very difficult to know when the barrage had lifted.

John Ford New:

Report of  
2nd Lieut Taylor

As soon as the raiding party left the Jumping Off trench, I moved my covering party out to the crest of the hill, & sent back the message that the raiders were formed up in No. 11's Land.

I observed the raiders on the enemy's wire & it appeared to me that only a small party on the right entered the enemy trench.

As soon as I saw the party withdraw I sent back that information by telephone & after they had re-entered the Jumping Off trench, I ordered my covering party to withdraw.

My casualties were <sup>1 killed</sup> 2 missing & 8 wounded. - due to shell fire in No. 11's Land & shell fire in communication trench.

W. H. Taylor  
2nd Lieut.



514

P<sup>th</sup> Fretwell. states P<sup>th</sup> Bolton.

I entered the An enemy trench with  
 at Langford and when the signal to retire was passed  
 along I followed a German prisoner out of the  
 trench. Suddenly he dived to the wire and jumped over  
 it making for the German trench. I followed  
 and shot him. He was not wearing a headress and  
 dressed in a blue-green uniform.

The German trench was 6 ft deep and the duckboard  
 on the ground and rivetted on the sides <sup>no fire step</sup> and did not  
 show any signs of the Artillery bombardment.

About 20 men entered the trench. I saw one desk dug out  
 in the trench and one shelter. <sup>I think</sup> There were about 20 <sup>men</sup> entered  
 the trench. There were 100 rows of wire in front of  
 his trench and appeared to be cut by our Artillery fire.

P<sup>th</sup> Hunt. states.

I approached the enemy <sup>on the left flank</sup> ~~was~~ <sup>which</sup> appeared to be  
 in rows and about 6 ft thick and 3 ft high.

I got through the first row and tried to  
 cut my way through the second row by cutting it but  
 had not succeeded by the time the bugle sounded the retreat.

Miscellaneous<sup>4</sup>

Observation made from No 14 Night Post  
M. 24 B. 8 during local operation  
of ~~Co. 1st~~ <sup>10th</sup> unit

- 2000 Passage opened.  
2001 Orange flare from Mage  
2001½ do from M 18 D 8.2  
2002 Six white flares from M 18 D 8.2  
2004 Yellow star flare from N 13 C 1.2<sup>4</sup>  
followed by several more shortly afterwards.  
2004½ Yellow star flare from  
N 20 A 2.9½.  
2005 Yellow star flare from M 18 D 4.0  
followed by several others.  
~~From~~ No white flares during this  
time from M 18 D 8.2.  
2006 Several more yellow star flares  
from M 18 D 4.0.  
2007 First enemy shell landed on  
support Coy lines right Coy. This  
was the precursor of a light barrage  
at this point.

By this time enemy were freely  
responding to bombardment on  
N 20 A 2.9½. He seemed to be  
putting a barrage on our front line  
opposite this point & to the sea.

514

5

2009 Red flare from N 20 A 2.9<sup>±</sup>

2012 White flares sent up from  
M18 D 8.2

2013 First enemy shell fell  
in vicinity of raid — one 4.5 H.E.  
landed near 14 Night Post.

This was quickly followed by a  
succession of H.E. shells on  
Post 14 & on Yarra Avenue &  
vicinity. A light barrage was  
put up on front line & watercourse  
near of Yarra Bank.

2015 First Enemy TM Fish tail  
landed near 16 Post followed by  
TM Barrage on this post & on  
Yarra Bank.

Enemy continued sending up  
Red flares from N 20 A 2.9<sup>±</sup> for  
some time after 2030.

By 2030 our artillery quieting  
down as also was enemy's.

When quietness reigned explosive horns  
heard blowing in enemy trench,  
talking & noise as of hollies heard.  
This continued for some 60 minutes or more.

In the Field

Set 11<sup>th</sup>/17

514

2<sup>nd</sup> Light Trench Mortar Battery.

2<sup>nd</sup> Aust. Inf. Bde.

Intelligence Report from 0600 on 10/2/17 to 0600 11/2/17

Time	Targets	No. Rounds	Object	Effects
2000	Right mortar put a barrage on post at N13C2.2. Left mortar traversing from M24640.95 to M18d4.0, keeping a steady barrage on latter after first two minutes. Centre mortar was blown up after firing for 1/2 minute.	230	To assist in the raid by placing a barrage on either flank, another mortar traversing the raider's objective for two minutes & then lifting beyond.	Full report to follow.

Gasb. Darling Lieut.  
2AL T.M.B.

Appendix No. 12

[ M 21.

2 A/TMB.

11. 7. 1917

2nd AT Bde.

Report on Raids Operations  
of 10th inst.

Acting under instructions as in B.O. No. 8. Three mortars were registered during days previous to operation on target's laid down. During two minutes after zero the sections of BAYONET TRENCH on the left and right of the area to be raided were successfully shelled by lateral traverse fire. The central mortar unfortunately was destroyed by a premature in the barrel after firing only four rounds. The other two mortars however established flank barrages until "Cease Fire", expending in all 230 rounds. The work allotted to the Battery was reported by the OC raid as being very successfully carried out.

James J. Johnston  
Capt  
2 A/TMB

514



Headquarters  
2nd Aust. Inf. Bde.  
11th February 1917

51

*Appendix XII*

1st Australian Division

Report on Raid carried out on night  
10th Instant.

1. Preliminary. All arrangements in accordance with Brigade Order No 8 were completed and the Raiding Party was in position in the front line at 2000.
2. Operation Barrage. The Artillery, T. Mortars and Machine Guns opened fire - promptly at 2000.
3. Advance. Immediately on the barrage being put down, the raiders moved forward and pushed right forward not halting till they came to an obstacle consisting of one line of concertina wire - this first wire was about 200 yds. in front of our Post 16 and just over the crest - this though intact was thin and was crossed: about 10 to 15 yards further and another line of wire, exactly similar was encountered, this also was crossed: At about another 20 yards away a third obstacle was reached and here the operation of the two flanks of the raid was different.
  - (a) The obstacle in front of the left flank and centre was formidable, it consisted of a double row of concertinas, very well pegged and thickened: at the same time as these groups reached the wire, they came under a heavy hand grenade fire from the enemy who could be seen standing well up out of the trenches. So thick was the fusillade that it appeared as though our barrage had been dropped again on to the objective. Attempts were made to cut through, but more than not more than 5 or 6 men succeeded in passing it.
  - (b) On the Right flank when it came to the third row of wire, did not find it so formidable and penetrated, reaching the objective.
4. Return. This had to be made through the enemy barrage of Artillery, T. Mortars and Machine Gun fire.
5. Communication The telephone line from YARRA BANK via FACTORY CORNER to Brigade Hqrs. was cut between the first two points at 2021 and reestablished by buzzer at 2055 and completely re-established at 2100.
6. Enemy Action Immediately our action commenced, the enemy opened fire with several Machine Guns from the direction of the MAZE, enfilading NO MANS LAND. Careful watch was kept and a time schedule of his action is attached APPENDIX 'A'
7. Results Enemy Casualties - Two killed.  
Information gained -  
At M.24.B.5595 the BAYONET Trench is -
  - (i) Strongly held and protected by a lightly wired Listening Post, occupied at night (three rifles were found in the post)
  - (ii) Protected by 3 rows of wire at 10 to 15 yards from one another, the obstacles nearest the trench being formidable.
  - (iii) Enfilade M.G. fire from about M.24.b.4095 sweeps NO MANS LAND.
  - (iv) From about M.18.d.61 to the right for

about 150 yards the third row of wire is not formidable - the trench is about 8 feet deep, duckboarded and revetted deep dugouts are being built, but apparently none were completed in that portion of the trench seen.

8. Observations
- (1) Up to the point at which the raiders reached the third obstacle nothing appears to have hindered their progress although the enfilade M.G. fire was heavy.
  - (2) Our artillery barrage was not effective either in damaging the enemy wire or in injuring the enemy and keeping him under cover.
  - (3) The weakness of the barrage was such that it was hardly possible to determine its limits.
  - (4) No artillery test barrage was given as promised, or this may have been corrected.

Two unfortunate circumstances must be chronicled -

- (1) Owing to the explosion of a Stokes Mortar Bomb the piece was totally destroyed 30 seconds after ZERO and of the crew of the gun ( 1 Corporal and 2 men) 1 Killed and 2 very seriously wounded - this is the second gun during this tour.
- (2) At 2015, a telephone message was put through from No 1 post to Bde. to raise the guns firing over No 1 and No 1A posts: this was done, but before it could be complied with, it is reported that the officer who sent the message and one other rank were killed.

Appendices -

Observations made from No 14 ) Post M.24.b.98 during oper- ) ation on 10th inst.	A
O.C. Raid's Report	B
O.C. Left Flank of Raiding Party	C
O.C. Right " " " "	D
O.C. Covering Party	E
Statements of Privates (2)	F

Colonel

Commanding 2nd Aust. Inf. Bde.

14  
 Observations made from No 14 Night Post  
 M.24.b.9.8. during local operation  
 on 10th Instant.  
 -----

- 514
- 2000 - Barrage opened
  - 2001 - Orange flare from MAZE
  - 2001½ - do from M.18.d.8.2.
  - 2002 - Six white flares from M.18.d.8.2.
  - 2004 - Yellow star flare from N.13.c.1.2 followed by several more shortly afterwards
  - 2004½ - Yellow star flare from N.20.a.2.9½.
  - 2005 - Yellow star flare from M.18.d.4.0. followed by several others
  - No white flares during this time from M.18.d.8.2.
  - 2006 - Several more yellow star flares from M.18.d.4.0.
  - 2007 - First enemy shell landed on Support Coy. lines right Coy. This was the precursor of a light barrage at this point. By this time enemy were freely responding to bombardment on N.20.a.2.9½. He seemed to be putting a barrage on one front line opposite this point and to the rear.
  - 2009 - Red flare from N.20.a.2.9½.
  - 2012 - White flares sent up from M.18.d.8.2.
  - 2013 - First enemy shell fell in vicinity of raid - one 4.5B H.E. landing near No 14 Night post. This was quickly followed by a succession of H.E. shells on post 14 and on YARRA AVENUE and vicinity. A light barrage was put on front line and water course rear of YARRA BANK.
  - 2015 - First enemy T.M. Fishtail landed near 16 post followed by T.M. Barrage on this post and on YARRA BANK. Enemy continued sending up Red flares from N.20.a.2.9½ for some time after 2030. By 2030 our Artillery quietened down as also was enemy's.

When quietness reigned, horns heard blowing in enemy trench, talking and noise as of trolleys heard. This continued for some 60 minutes or more.



514

To C.O. 5th Battn.

From O.C. Raiding Party.

I beg to report the following information as regards the proceedings of the raid.

My party was formed up in the Jumping off trench at 1945 on the night 10th as per Battn. Operation Order.

Three minutes before ZERO time, I ordered all men to get ready. When the Artillery opened fire on enemy lines, I ordered the party to advance and this was carried out perfectly, the right flank moving first and then the left flank forming into line with it. Each flank was guided by tapes running direct to the portion of enemy's trench to be assaulted.

The advance continued satisfactorily over the crest of the hill, until we reached the enemy's first line of barb wire. I then looked back and saw that the Covering party was formed up behind us and that the Brigade Machine Guns were firing on flanks.

The position had now amounted to this -

We were being swept by three enemy Machine guns on our left flank and we were up against a line of barb wire which had not been cut. As far as I could see, we had suffered no casualties up to this stage, so I ordered the advance to continue. We passed over the barb wire by means of Duckboards, one of which was carried by each group of the Raiding party.

The first line of wire was as far as I could judge between Fifty and Sixty yds. from enemy's front line.

The second line of enemy's wire was not so thick and we were able to walk through it, but when we reached the third line we were confronted by a line of wire about 5 ft. thick and 3 ft. high and it was within fifteen yards of the enemy's front line.

The time for our barrage to lift, was now at hand and I ordered a general advance and then tried to get through the wire myself, but bombs were thrown from the enemy's trench, bursting on the wire and although we threw bombs back at the enemy, we could not keep his fire down. Several attempts were made to get through the enemy's wire by

514

cutting same, but after about seven minutes I came to the conclusion that it was a hopeless task. In coming to this decision, I had to consider the following facts :-

- (a) The left and centre of the Raiding Party was held up at enemy's wire and suffering casualties from enemy Machine Gun fire.
- (b) I was unable to see the right, but as they had already had eight minutes to deal with enemy's trench if they had entered it.
- (c) Enemy's barrage was now starting on our trench in rear.

On considering these facts, I decided to retire and had the bugle sounded. I am of opinion that the following is the result of the raid -

- (a) The right was successful
- (b) The left and centre was held up by enemy wire and bombs.

The cause of the failure of the left and centre parties were due to insufficient barrage and enemy flank Machine Gun fire.

Sgd. H.M. GRIFFITHS Lieut

514

I beg to report that I left the Jumping off trench in charge of the left sector of the raid. We advanced in the direction of the tapes until we encountered enemy wire.

I was held up by enemy wire which had not been cut by our Trench Mortars and Artillery fire. I did not reach the enemy trenches but on the bugle sounding, I retired. During the ~~XXXXXX~~ retirement a prisoners' guardsmen handed a prisoner over to me.

Whilst moving through YARRA AVENUE an enemy shell wounded me and killed my prisoner. From my knowledge of the left flank assaulted, it is heavily wired and in addition, shell craters have been made defensive works by low barbed wire entanglements which make it extremely difficult for an attacking party to move across same.

I think that the enemy trench on our left was strongly held, as we were bombed on reaching wire.

When the bugle sounded the 'Retire' I withdrew my party.

Sgd. H.C. MORRISON 2/Lieut

To C.O. 5th Battalion

514

With reference to Raid carried out on the 10th, I beg to state that I was in charge of the right sector. At ZERO hour on the order being given by the O.C. Raid to advance, the right moved forward guided by the tapes. The enemy M.G. fire on our left opened fire before we left jumping off trench and continued to sweep crest the whole of the time during our advance.

The first wire we encountered was just over the crest and about 80 yards in front of enemy trench and 3 ft. thick and French Barb wire.

I found a ~~xxxxxxx~~ track through this and encountered two more rows in front of enemy trench. With a party of about ~~11~~ 15 men, I managed to get through this and entered enemy trench.

We found no opposition at this particular section and I worked along the trench and found two deep dugouts which were in my opinion in course of construction. We bombed same but they appeared to be empty. I then found what appeared to be a small shelter with a W.P. sheet hanging in front with a German inside. He surrendered to me immediately and I handed him over to several of my party who were on the parapet. I later ascertained that he endeavoured to escape and was shot.

The enemy trench was about 7 feet deep and revetted with timber and duckboarded. It was in good condition and our barrage did not appear to have hit it.

On the signal to retire, I pushed back to Jumping off trench and did not leave casualties behind.

In my opinion, our Artillery barrage was not strong enough and it was very difficult to know when the barrage had lifted.

Sgd. F. LANGFORD 2/Lieut.

514

Report by 2/Lieut TAYLOR.

As soon as the raiding party left the Jumping off trench, I moved my Covering party out to the crest of the hill and sent back the message that the raiders were formed up in NO MANS LAND.

I observed the raiders on the enemy's wire and it appeared to me that only a small party on the right entered the enemy's trench.

As soon as I saw the party withdrew, I sent back that information by telephone, and after they had re-entered the Jumping off trench, I ordered my covering party to withdraw.

My Casualties were 1 Killed 2 missing and 8 wounded, due to shell fire in NO MANS LAND, and shell fire in Communication trench.

Sgd. W.H.TAYLOR 2/lieut.

E

Pte. FRETWELL states / ~~Pte BOLTON~~

I entered the enemy trench with Mr LANGFORD and when the signal to retire was passed along, I followed a German prisoner out of the trench. Suddenly he dashed to the wire and jumped over it making for the German trench. I followed and shot him. He was not wearing headress and dressed in a blue-green uniform.

The German trench was 6 ft. deep and duckboarded on the ground and revetted on the sides with timber. No fire steps and did not show any signs of the Artillery bombardment. I saw one deep dugout in the trench and one shelter. I think about 20 of our men entered this trench. There were two rows of wire in front of his trench and appeared to be cut by our artillery fire.

Private HUNT states/

I approached enemy wire on the left flank which appeared to be in rows and about 6 ft. thick and 3 ft. high.

I got through the first row and tried to cut my way through the second row by cutting it, but had not succeeded by the time the bugle sounded the retreat.

BRIGADE ORDER NO 7

BY

Colonel J. HEANE, C.M.G., D.S.O. Commanding

Headquarters  
2nd Aust. Inf. Bde.  
8th February 1917Reference Map. ALBERT (Combined sheet)  
GUEUDECOURT/1:10,000  
S.W.

514

1. The 5th and 7th Battalions will relieve the 6th and 8th Battalions in accordance with the attached schedule.
2. In all cases advance parties will be sent forward 24 hours in advance and will include -  
For Line and Support - Intelligence Officers, 1 officer per Company, 1 N.C.O. or man per post, representatives of Lewis Gunners, Signallers, Bombers and Working parties.  
Rear Camps - 1 Officer for each Camp site.  
*And one N.C.O.*
3. Mining Platoons and party working on New Bde. Hqrs. will not be relieved and working parties till midnight on the night of relief will be supplied by outgoing units and thereafter by incoming units.
4. Trench Stores will be taken over and signed for by Advance parties - Copy of receipts to be forwarded to Bde. Hqrs. by first despatch on the day after relief.
5. All Maps, Airphotos, Plans and particulars of ~~am~~ work in hand or proposed, Defence Schemes and Plans for projected operations will be handed over and signed for.
6. Details not provided for will be arranged between C.O's direct.
7. Forward of FRICOURT units will move in file and the following distances will be maintained -  
100 yards between platoons and between every six vehicles.  
Forward of HIGH WOOD troops will not be moved by day except in small parties keeping to covered ways.
8. Completion of reliefs will be wired in Code to Bde. Hqrs.
9. A C K N O W L E D G E.

*J. H. Heane*

MAJOR.

Bde. Major

2nd Aust. Inf. Brigade.

Copy No.	To whom	Time	Method
1	File	20 30	
2/3	War Diary	"	
4	1st Aust. Division	"	D.R.
5	5th Battalion	"	"
6	6th Battalion	"	"
7	7th Battalion	"	"
8	8th Battalion	"	"
9	No 2 M.G. Coy.	"	"
10	2A L.T.M. Bty.	"	"
11	13th Aust. Inf. Bde.	"	"
12	1st Aust. Inf. Bde.	"	"
13	3rd Aust. Inf. Bde.	"	"
14	3rd Coy. A.A.S.C.	"	"
15	Staff Captain	"	"
16	Bde. Int. Officer	"	"
17	Camp Commandant	"	"

RELIEF SCHEDULETo accompany Brigade  
Order No 7.

514

Date.	Unit	From	To	Unit Relieved	Relieved unit to move to
10th Febry.	2 Coys. 8th Bn.	Site 2 S.8.b.32	FRICOURT	Hqrs. & 2 Coys. 7th Bn.	Site 2
	1 Coy. 6th Bn.	HIGH WOOD E.	ALBERT	1 Coy. 7th Bn.	HIGH WOOD E.
	1 Coy. 5th Bn.	FRICOURT	Site 2		
11/12th	5th Bn. less 1 Coy	Site 2 and HIGH WOOD W.	Line	6th Bn. less 1 Coy.	Site 2 1 Coy. HIGH WOOD W. Hqrs. & 2 Coys
12th	6th Bn. less 2 Coys	HIGH WOOD WEST	FRICOURT		
12/13th	7th Bn. less 2 Coys.	Site 2	Support	8th Bn. less 2 Coys.	Site 2
13th	1 Coy. 6th Bn.	FRICOURT	MEALTE	1 Coy. 7th Bn.	FRICOURT
14th	1 Coy. 6th Bn.	Site 2	FRICOURT	1 Coy. 7th Bn.	Site 2

LOCATION OF CAMPS.

Site 2	-	S.8.b.3.2.
HIGH WOOD EAST	-	S.9.b.9.2.
HIGH WOOD WEST	-	S.9.d.1.9.

Appendix No. 13

61



## BRIGADE ORDER NO 9

BY

Colonel J. HEANE. C.M.G., D.S.O. Commanding

Headquarters  
2nd Aust. Inf. Bde.  
17th February 1917Reference Map. GUEUDECOURT  
57C S.W. 1:10,000

1. The 7th Battalion will relieve the 5th Battalion in the line on the night of the 19/20th inst., the 5th Battalion on relief will move to the Trenches vacated by the 7th Battalion
2. Advance parties including Intelligence Officer, 1 Officer per Company and 1 N.C.O. or man per post, representatives of Lewis Gunners, Signallers, Bombers, Riflegrenadmen will move into the line 24 hours in advance.
3. Working parties of both Bns. will continue their present work on the night 19/20th and C.O's will arrange to take over each others tasks on the following day, the incoming Bn. to detail representatives to be with each party on the night 19/20th to ~~ex~~ learn the details of the work.
4. Trench stores will be taken over and signed for by Advance parties. Copy of receipts to be forwarded to Brigade Hqrs. by first despatch on the 20th.
5. All Maps, Airphotos, Plans and particulars of work in hand or proposed, Defence Schemes and Plans for projected operations will be handed over and signed for.
6. All details not provided for will be arranged between C.O's direct.
7. Completion of relief to be wired in Code to Brigade Hqrs.
8. C.O. 7th Battalion to arrange for a special reconnaissance of the accomodation in the Front Line area on the 18th and furnish a report before 1800 on that date shewing what numbers of his Battalion cannot be brought forward.
9. A C K N O W L E D G E.

*W. H. H. H.*  
MAJOR.  
Bde. Major  
2nd Aust. Infantry Brigade.

Copy No	To whom	Time	Method
1	File	2230	
2/3	War Diary	"	
4	1st Aust. Division	"	D.R.
5	5th Battalion	"	"
6	6th Battalion	"	"
7	7th Battalion	"	"
8	8th Battalion	"	"
9	No 2 M.G. Coy.	"	"
10	2A L.T.M. Bty.	"	"
11/	13th Aust. Inf. Bde.	"	"
12	3rd Aust. Inf. Bde.	"	"
13	1st Aust. Inf. Bde.	"	"
14	Staff Captain	"	"
15	Bde. Int. Officer	"	Ord.
16	No 4 Sig. Section	"	"
17-18	Spares		

514

BRIGADE ORDER NO 10  
BY  
Colonel J. HEANE. C.M.G., D.S.O. Commanding

Headquarters  
2nd Aust. Inf. Bde.  
22nd February 1917

Reference Map. GUEUDECOURT 570  
S.W. 1:10,000

1. The Brigade will on the night of the 23/24th take over the Sector at present held by the 13th Brigade. The 8th Battalion (less 1 Coy.) will relieve the 50th Battalion in the Front Line, and one Company 8th Bn. will remain at its present location.  
The 6th Bn. less 2 Coys., will relieve the 49th Bn. in Supports.
2. Advance parties including Intelligence Officer, 1 Officer per Company and 1 N.C.O. or man per post, representatives of Lewis Gunners, Signallers, Bombers, Riflegrenadmen will move into the line 12 hours in advance.  
Units will detail their own guides in addition to those provided by outgoing units.
3. Specialist and Garrisons of Strong Points, wherever possible, will be relieved by day on the 23rd. inst.
4. Trench stores will be taken over and signed for by advance parties, Copy of receipts to be forwarded to Brigade Hqrs. by first despatch on the 24th.
5. All Maps, Airphotos, Plans and particulars of work in hand or proposed, Defence Schemes and Plans for projected operations, will be handed over and signed for.
6. All details not provided for will be arranged between C.O's direct.
7. Completion of reliefs to be wired in Code to Brigade Hqrs. Disposition report will be forwarded to Bde. Hqrs. by 1st despatch on the 24th inst.
8. Bde. Headquarters will remain at NORTH ROAD M.30.b.2.2.
9. A C K N O W L E D G E.

*W. H. H. H.*

MAJOR.  
Bde. Major  
2nd Aust. Infantry Brigade.

Copy No	To whom	Time	Method
1	File	1700	
2/3	War Diary	"	
4	1st Aust. Division	"	D.R.
5	5th Battalion	"	"
6	6th Battalion	"	"
7	7th Battalion	"	"
8	8th Battalion	"	"
9	No 2 M.G. Coy.	"	"
10	2A L.T.M. Bty.	"	"
11	13th Aust. Inf. Bde.	"	"
12	3rd Aust. Inf. Bde.	"	"
13	1st Aust. Inf. Bde.	"	"
14	Staff Captain	"	"
15	Bde. Int. Officer	"	"
16	No 4 Sig. Section	"	"
17	No 3 Coy. A.A.S.C.	"	"
18	Spare		

BRIGADE ORDER NO 11

BY

Brig-General J. HEANE. C.M.G., D.S.O. Commanding

Headquarters  
2nd Aust. Inf. Bde.  
25th Febry. 1917

Reference Map. GUEUDECOURT. 57C  
S.W. 1:10,000

514

1. The following reliefs will be carried out tomorrow night 26/27th.-  
6th Bn. will relieve 8th Bn. in the right Subsector and the 5th Bn. will relieve the 7th Bn. in the left Subsector.
2. Wherever possible Advance parties will be sent forward during the day to make themselves familiar with the ground in Sector, and in order that no chances may be given away, the C.O. 8th Bn. will arrange to leave for 24 hours, one or two men familiar with the ground in each post, where the incoming garrison cannot send a representative ~~XXXXXXXXXX~~ by day.
3. Trench Stores will be taken over and signed for by Advance Parties. Copy of receipts to be forwarded to Brigade. Hqrs by 1st despatch on the 27th.
4. All Maps, Airphotos, Plans and particulars of work in hand or proposed, Defence Schemes and Plans for projected operations, will be handed over and signed for.
5. All details not provided for will be arranged between C.O's direct.
6. Completion of reliefs to be wired in Code to Bde. Hqrs. Disposition report will be forwarded to Bde. Hqrs. by 1st despatch on the 27th inst.
7. Bde. Hqrs. will remain at NORTH ROAD, M.30.b.2.2.
8. A C K N O W L E D G E.

*W. Ulreich*

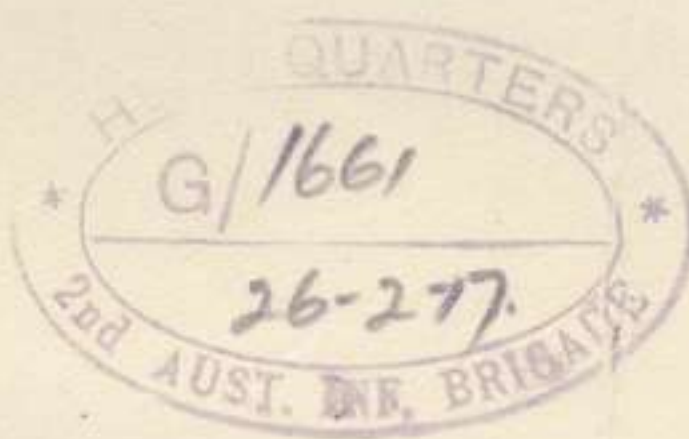
MAJOR.  
Bde. Major  
2nd Aust. Infantry Brigade

Copy No	To whom	Time	Method
1	File	2330	
2/3	War Diary	"	
4	1st Aust. Division	"	D.R.
5	5th Battalion	"	"
6	6th Battalion	"	"
7	7th Battalion	"	"
8	8th Battalion	"	"
9	No 2 M.G. Coy.	"	"
10	2A L.T.M. Bty.	"	"
11	15th Aust. Inf. Bde.	"	"
12	3rd Aust. Inf. Bde.	"	"
13	1st Aust. Inf. Bde.	"	"
14	Staff Captain	"	"
15	Bde. Int. Officer	"	"
16	No 4 Signal Section	"	Ord
17	No 3 Coy. A.A.S.C.	"	D.R.
18	Spare		

~~XXXXXX~~ SECRETHeadquarters  
2nd Aust. Inf. Bde.  
26th February 1917

Hqrs. 1st Aust. Division  
 C.O. 5th Battalion  
 " 6th Battalion  
 " 7th Battalion  
 " 8th Battalion  
 O.C. No 2 M.G. Coy.  
 " 2A L.T.M. Bty.  
 Hqrs. 15th Aust. Inf. Bde.  
 " 3rd Aust. Inf. Bde.  
 " 1st Aust. Inf. Bde.  
 Staff Captain  
 Bde. Int. Officer  
 O.C. No 4 Signal Section  
 No 3 Coy. A.A.S.C.

-----



Additions will be made to 2nd Aust. Inf. Brigade

Order No 11 of 25-2-17 as follows :-

- Para 1 - "On relief, 7th and 8th Battalions will occupy locations in Supports of 5th and 6th Battalions respectively, in conformance with the new situation".
- Para 9.- "Headquarters of the front line Battalions will be moved to Advanced positions, 6th Bn. in GROVE Trench at N.19.d.95.50 and 5th Bn. in Right Dugout YARRA BANK at N.19.a.46."

*W. Ulrick*

MAJOR.  
Bde. Major  
2nd Aust. Infantry Brigade.

BRIGADE ORDER NO 12  
BY

Brig-General J. HEANE, C.M.G., D.S.O. Commanding

Headquarters

2nd Aust. Inf. Bdo.

27th February 1917

Reference Map. GUEDECOURT 57C  
S.V. 1:10,000

1. The enemy has retired on the Divisional Front and appears to be holding the TILL Trench - GREVILLERS LINE with rear parties covering it, as advised from Brigade previously.
2. (i) Our troops now hold along EARLEY & RYE Trenches from N.14.r.95.00 to N.7.d.35.30 with posts in advance of this in TICK Trench and at N.7.d.99.  
(ii) Left Brigade will tonight establish a line of posts through THILLOY as follows :-  
RIGHT BN. - N.2.c.8.1. - N.2.c. Central - N.2.c.0.6.  
LEFT BN. - N.1.d.6.6. - N.1.c.9.7. to link up with posts at N.1.c.2.3.  
(iii) The Brigade Boundaries will be, on the right, the line from N.20. Central to N.9. Central and its prolongation and on the Left, N.13.c.00.65 to N.2.d.2.3. to N.3.a.0.7., the inter Battalion boundary will be the line N.13.d.7.3. to N.3.c.0.1. and its prolongation.
3. (i) The Division is to establish itself - On the line N.15. Central - TICK Trench - N.8.a.3.3. - LIGNY-THILLOY - M.12.b.4.8. with the object of getting into a favourable position to attack the GREVILLERS LINE.  
(ii) The Main Line will continue to be BARLEY Trench. The posts established on the line N.15. Central - TICK Trench - N.8.a.3.3. - LIGNY-THILLOY - M.12.b.4.8. will maintain contact with one another, those of the Left Brigade will push forward patrols towards Northern edge of THILLOY and of LIGNY-THILLOY and TRAP Trench.  
(iii) The Support Line of this Brigade will for the present be PORK - SCABEARD and BAYONET Trenches with Strong advanced post at LUISENHOF FARM.
4. The 2nd Brigade will -  
(a) Establish and consolidate Strong Posts with a view to eventual connection and consolidation as a Front Line as follows :-  
6th Battalion - Two S.P.'s, one Strong Post at N.8.d.6.3. and 1 S.P. at N.14.b.9.4. and Standing patrols to connect and cover to their Right Flank.  
5th Battalion - 3 Strong Posts, 1 at TICK Trench, 1 at Cross roads at N.8.a.8.3. and 1 at N.8.a.8.7.  
5th Battalion will co-ordinate its movements with those of the Battalion on its left. These posts to be established and consolidated tonight.  
(b) Consolidate the Main Line BARLEY and RYE Trenches.  
(c) Maintain a constant system of patrols Strong enough to mop up any parties of the enemy in advance of TILL Trench, and to gain information as to suitable positions for Strong Posts in the front of the above system of Strong Posts.  
(d) On the Right Brigade moving up their Left flank, the C.O. of the Right Battalion of this Brigade will maintain constant touch and establish posts forward of the above system and conform to the New Line thus formed.
5. C.O.'s Battalions will arrange that in rear of the S.P.'s in their Sectors, the Supports and Reserves are so disposed, as to cover the flanks of S.P.'s and in position to act promptly in case of emergency.

6. Communications: Wherever possible, telephonic communication will be at once established forward to the S.P's.
7. S.A.A. and Bombs.  
 (i) Troops in advance of BARLEY Trench will carry 220 rounds S.A.A. and 2 Mills bombs per man.  
 (ii) Garrison of BARLEY Trench will carry 220 rounds per Man.  
 (iii) German bombs will be collected in all posts and made use of, in order to save cartage of our own.
8. Supplies.- Main supply of R.E. materials, S.A.A. and Bombs and Rations, from FACTORY DUMP.
9. Salvage of Tools and R.E. Materials. Support Battalions will at once arrange to collect Tools and R.E. Material in our Area, in rear of our old Front Line and place same on Dumps in suitable locations in our old Front Line. C.O's concerned to arrange location of dumps, which are to be shown on Map referred to in Para. 12.(ii)
10. Medical. A Dressing and Relay Station is established in FACTORY AVENUE at N.19.c.5.2.
11. Brigade Headquarters will remain at NORTH ROAD, M.30.b.2.2.
12. Reports.  
 (i) Progress reports will be furnished regularly every four hours, any important information will in addition be communicated at once.  
 (ii) A copy of GUEUDECOURT to THILLOY to BEAULENCOURT Map showing Dispositions, Information with regard to Dugout Accomodation, State of trenches etc., will be forwarded to Brigade Headquarters at 1800 tomorrow 28th inst. by all Units.
13. A C K N O W L E D G E.

*J. J. H. H. H.*  
 MAJOR.  
 Ede. Major  
 2nd Aust. Infantry Brigade.

Copy No	To whom	Time	Method
1	File	2215	
2/3	War Diary	"	
4	1st Aust. Division	"	D.R.
5	5th Battalion	"	"
6	6th Battalion	"	"
7	7th Battalion	"	"
8	8th Battalion	"	"
9	No 2 M.G. Coy.	"	"
10	2A L.T.M. Bty.	"	"
11	15th Aust. Inf. Bde.	"	"
12	3rd Aust. Inf. Bde.	"	"
13	1st Aust. Inf. Bde.	"	"
14	No 3 Coy. A.A.S.C.	"	"
15	Staff Captain	"	"
16	No 4 Signal Section	"	"
17	Ede. Int. Officer	"	Ord.
18	Ede. Bomb Officer	"	"
19	Art. Liaison Officer	"	"
20	Spare		

WAR DIARY

or

INTELLIGENCE SUMMARY.

(Erase heading not required.)

Army Form C. 2118.

Appendix

XVII

514

Instructions regarding War Diaries and Intelligence Summaries are contained in F. S. Regs., Part II, and the Staff Manual respectively. Title pages will be prepared in manuscript.

Place	Date	Hour	Summary of Events and Information	Remarks and references to Appendices
			<u>Narrative of Events</u>	
FLERS	Feb 24 1917	1820	Cos 7 <sup>th</sup> & 8 <sup>th</sup> Bns. the front line units, ordered to send out strong patrols to investigate BAYONET Tr. and if it is unoccupied - to seize & occupy - if occupied lightly	
		1852	Divisional Comd received	
		1940	COs advised by LBC that no opposition had been encountered by left Brigade	
		1955	7 <sup>th</sup> Bn report everything normal on their front - ordered to clear up situation by means of stronger patrols	
		2020	Report asked for as to times patrols left our front lines - replies 7 <sup>th</sup> 19.45 - 8 <sup>th</sup> 20.00	
		2044	7 <sup>th</sup> instructed to establish S Pat. old No 19 post & to include Bombers L.C. and send to send patrols to gain touch with left Bde - he reported this had already been done	
		2109	8 <sup>th</sup> Bn report parties beyond BAYONET Tr. - no touch	
		2134	7 <sup>th</sup> report phone to both flanks	
		2210	Bombing party sent to right of left Bde. to work along BAYONET Tr. to the right	
		2230	8 <sup>th</sup> Bn reports - Capt YATES believes he is in PORK Tr. and there are enemy on both his right and left. - ordered by LBC to send party out to BAYONET Tr. near LUISENHOF ROAD	
		2255	lone AZB 482 sent	
		2315	AZB 484 sent	
	25	00:10	7 <sup>th</sup> Bn reported Capt Harris in touch with left Brigade - he has taken a Bombing party to their right to work along BAYONET Tr. - parties are also out as follows one under GAULT - one under MALONEY - further to the right Capt STEWART is moving along the road (BLACK STREET) to BAYONET Tr.	

Appendix No. 17

# WAR DIARY

Army Form C. 2118.

Instructions regarding War Diaries and Intelligence Summaries are contained in F. S. Regs., Part II. and the Staff Manual respectively. Title pages will be prepared in manuscript.

## or INTELLIGENCE SUMMARY.

(Erase heading not required.)

514

Place	Date	Hour	Summary of Events and Information	Remarks and references to Appendices
	25	00:30	8th Bn report - In touch with Capt YATES by phone he maintains he is in old BAYONETT with enemy right and left of him. - Co 8th has phones YATES and ordered him to send out more patrols to get touch with those already out and with 7th Bn.	
		01:07	7th Report Capt OATES in touch with the left Bde - no word from centre & right patrols BOOTH is in BAYONETT - enemy seen but no opposition.	
		01:15	" " Right Patrol (STEWART) has entered BAYONETT at BLACK ST. and are moving	
		01:38	" " right and left along it	
		02:05	7th Report Centre patrol is holding 300' of BAYONETT across the two roads in 1413C as they got through wire they saw the enemy retreating - they report some prisoners in a dugout - this patrol is pushing to right & left to get touch - a screen has been pushed forward to BANK Tr. & well get in touch with 9th Bn who are already there	
		02:10	Division advised as above.	
		02:50	One prisoner. 5 Foot Guards captured by 7th - arrived at Bde.	
		03:00	We now hold as follows On right 150' of BAYONETT each side of the road to LOISENHOF FARM. - 300' in the centre and 100' next to the MAZE - Patrols report flares from the LIME and OAT Tr.	
		03:03	Bde ordered 150 men of 5th Bn to move forward to support 7th and 5th Bn to fill up from their companies at BAZENTIN.	
		03:20	Made the 150 men - 1 company and 2 platoons.	
		03:35	Our outposts on LIME and OAT Tr. with those of 9th Bn.	
		03:55	8th Bn in BAYONETT - linked with 7th on left - pushing forward strong patrol to LOISENHOF FARM.	
		04:12	Wire AZB 490 sent out (attn)	
		05:00	7th confirm touch with 8th.	
		05:07	7th Bn report another prisoner of same regiment 5th Foot Guards	

A5834 Wt. W4973 M687 750,000 8/16 D. D. & L. Ltd. Forms/C.2118/13.

Appendix No. 17  
69



WAR DIARY

Army Form C. 2118.

514

Instructions regarding War Diaries and Intelligence Summaries are contained in F. S. Regs., Part II. and the Staff Manual respectively. Title pages will be prepared in manuscript.

INTELLIGENCE SUMMARY.

(Erase heading not required.)

Place	Date	Hour	Summary of Events and Information	Remarks and references to Appendices
	July 1917			
	25	06:10	7th Bn report the whole of BAYONET Tr in our possession and all patrols linked.	
		08:00	<p>Disposition. Right Subsector. 8th Bn. N 13 B 69 to N 13 D 73 along PORK SCABBARD and BAYONET Tr. - Garrison 1 company and 3 platoons with advance posts 1 platoon - 1 company in old front line. - 1 Coy BAZENTIN.</p> <p>Left Subsector N 13 D 73 along BAYONET Tr to right of 3rd Bde 2 coys with them. front supports on the line N 13 C 05 to 57 prolonged. - 1 Coy in old front line - 1/2 Coy 5th Bn in YARRA BANK and 1 Coy 5th Bn carry up.</p> <p>In support Right 2 coys 6th Bn HAYRES and FLERS 1 Coy 7th digging communications. Left 1 1/2 coys 5th in FLERS LINE.</p>	
at 12:00.			LOISENHOF FARM occupied by 8th Bn - patrols pushed right on to BARLEY Tr.	
		12:40	8th Bn companies at BAZENTIN brought forward.	
		14:20	7th Bn occupied LIME Tr from N 13 B 62 to N 13 E - with supports in JUICE ALLEY and OAT LANE	
		15:15	very heavy shelling on OAT LANE.	
		14:45	<p>Situation 2 Comp 7th divided between LIME and DAT and RYE and BARLEY.</p> <p>left post at road junction N 7 D 43 - a post at N 7 D 8025 - post at N 8 C 23 - and 42.</p> <p>and a SP at the B in BARLEY is held by the enemy - 8th Bn ordered to clear it up.</p> <p>A big crater is reported at N 13 B 71 just on the left of the road some suspicious going on.</p> <p>LOISENHOF ROAD is being used for communications.</p>	

Appendix No. 17

WAR DIARY

Army Form C. 2118.

Instructions regarding War Diaries and Intelligence Summaries are contained in F. S. Regs., Part II. and the Staff Manual respectively. Title pages will be prepared in manuscript.

or  
INTELLIGENCE SUMMARY.

(Erase heading not required.)

514

Place	Date	Hour	Summary of Events and Information	Remarks and references to Appendices
	25	1450	8 <sup>th</sup> Bn reports - They have cleared BARLEY Tr to the right as far as N14B72 they have cleared the original S.P. and met another. - one prisoner captured. 2 <sup>nd</sup> Lt. M. G. C. 93 <sup>rd</sup> R.I.R.	
		1515	7 <sup>th</sup> Bn Report - They left at N7C75. - patrols being pushed forward.	
		1845	8 <sup>th</sup> Bn Report - Their right is at N15C 2590 where a block has been established.	
		2152	Wire G 922 received from DHA and wire A2B 507 sent to all units (both attached).	
		2359	8 <sup>th</sup> Bn instructed to protect their right as the Bde on the right will evidently not endeavour to get touch.	
	26	1610	A2B 517 sent to 8 <sup>th</sup> Bn	
		2000	8 <sup>th</sup> Bn relieved by 6 <sup>th</sup> Bn.	
		2215	7 <sup>th</sup> Bn relieved by 5 <sup>th</sup> Bn.	
	27	0550	5 <sup>th</sup> Bn instructed to establish post at N7D99 and send patrol to examine TICK Tr and if possible establish post there.	
		1120	5 <sup>th</sup> Bn report post at N7D99 established. - the patrol did not get to TICK Tr so a stronger one is going out.	
		0920	Division advised - also request placed that the Bde on the right be freed to come up so as to protect our right.	

Appendix No. 17

WAR DIARY

Army Form C. 2118.

Instructions regarding War Diaries and Intelligence Summaries are contained in F. S. Regs., Part II. and the Staff Manual respectively. Title pages will be prepared in manuscript.

or  
INTELLIGENCE SUMMARY.

(Erase heading not required.)

514

Place	Date	Hour	Summary of Events and Information	Remarks and references to Appendices
	Feb 1945	27	10:00 5 <sup>th</sup> Bn report THILLOY held in face. & with MGs	
		12:30	6 <sup>th</sup> Bn report they are looking up TICK and BARLEY with posts.	
		11:00	20C Division visited Bde and discussed the situation.	
		15:30	AZB 525.	
		16:20	Major DALY personally supervising bunking of TICK + BARLEY Tr. - Palatks out in front of TICK Tr.	
		15:48	Post established in TICK Tr.	
		16:05	Division advised as follows - Snowtaps of this Bde confirmed as follows by Bde It isilly encc officer who went along it. From N 7D 30 35 along RYE and BARLEY Trs to N 14 B 95 00 - we are not in touch with right Bde and have a standing patrol drawn back on our right flank. we have a post in the vicinity of N 7D 85 90.	
		20:00	5 <sup>th</sup> Bn reported patrols had moved out at 17:15 to establish Snow Points.	
		20:45	CO 15 <sup>th</sup> Bde says up he maintains that our right is 700' inside our boundary — we found on enquiry that the CO of the Bn kept on our right judged this by flares. — our right has been checked by bearings and natural features, and found right	
		22:00	Left Bde report flares are fired from behind TILL Tr. — strong patrols ordered out to investigate.	
		23:30	AZB 529	
	28	00:55	Late reports S P's established and that their patrols reached within 25' of wire and met strong opposition. — TILL Tr. obviously still strongly held	

A5834 Wt. W4973 M687 750,000 8/16 D. D. & L. Ltd. Forms/C.2118/13.

Appendix No. 17

72

WAR DIARY

Army Form C. 2118.

514

Instructions regarding War Diaries and Intelligence Summaries are contained in F. S. Regs., Part II. and the Staff Manual respectively. Title pages will be prepared in manuscript.

INTELLIGENCE SUMMARY.

(Erase heading not required.)

Place	Date	Hour	Summary of Events and Information	Remarks and references to Appendices
	July 1917 28	14:00	Readjustment of Divisional Boundaries ordered A2B 537 and 538 and 543 and 544	

Appendix No. 17  
73

514

Appendix No. 17

74

"C" Form.  
MESSAGES AND SIGNALS.

Army Form C. 2123.  
(In books of 100.)

No. of Message 84

Prefix <i>Smc</i>	Code	Words	Received	Sent, or sent out	Office Stamp.
		£ s. d.	From <i>Aya</i>	At .....	<i>M</i>
Charges to collect			By <i>S.</i>	To .....	<i>24/2/17</i>
Service Instructions.				By .....	

Handed in at ..... Office ..... m. Received *10 48 2*

TO *Lance*

*Sender's Number <i>5866</i>	Day of Month <i>24</i>	In reply to Number	<b>AAA</b>
---------------------------------	---------------------------	--------------------	------------

*Left Bde has occupied MAZE and CHORD line and now holds line 7m24 to 4.9 1/2 m 24 a 7.9 1/2 m 24 a 49 aaa Patrols are pushing forward beyond this slope than no information from right Bde yet ana*

FROM	<i>Lance</i>
PLACE & TIME	<i>1035 m</i>

\*This line should be erased if not required.

(S.O. 1065) Wt. 7496—M 857 125,000 Fads. M.C. & Co., Ltd. 10/16 (E 439) Forms C/2123'S

514

Appendix No. 17

75

"A" Form. MESSAGES AND SIGNALS.				Army Form C.2121 (in pads of 100). No. of Message .....	
Prefix .....	Code .....	Words	Charge	This message is on a/c of:	Recd. at .....
Office of Origin and Service Instructions.					Service.
<i>Prunty</i>			Sent	(Signature of "Franking Officer.")	From .....
			At .....		By .....
			To .....		
TO { LACE, LOCK, LILY,					
Sender's Number.	Day of Month.	In reply to Number.		AAA	
* AZB 482	24				
<p>Patrol report - a/c left Patrol left Sect or went out opposite Holt post and went right to wire and saw by the light of flames the enemy which could not be mistaken for LOCK parties a/c Centre patrol went along road from N19A 59 to N13C <del>33</del><sup>33</sup> and found enemy post at N13C <del>45</del><sup>45</sup> also a listening post to the left of this at N13C <del>27</del><sup>27</sup> 15 - This party has been ordered to cut out the post a/c Right Patrol went up LOISENHOF FARM ROAD and latest message is 200 yards out and met nobody a/c All these patrols have been ordered to draw fire a/c Bombing party ordered to clear up BAYONET Tr from right of LOCK to the LOISENHOF ROAD a/c Right-Subsector report - enemy still in occupation of BAYONET and PORK Trenches</p>					
From	Lawn				
Place					
Time	22:55				
The above may be forwarded as now corrected.			(Z)	<i>Prunty</i>	
Censor.			Signature of Addressor or person authorised to telegraph in his name.		
* This line should be erased if not required.					
750,000. W 2185-M509. H. W. & V., Ltd. 6/18.					

514

Appendix No. 17

76

"A" Form.  
MESSAGES AND SIGNALS.

Army Form C.2121  
(in pads of 100).  
No. of Message.....

Prefix .....	Code .....	m.	Words	Charge	This message is on a/c of:	Recd. at.....m.
Office of Origin and Service Instructions.			Sent			.....Service.
.....			At.....m.	.....		From.....
.....			To.....	.....		By.....
.....			By.....	(Signature of "Franking Officer.")		By.....

TO {	LILY			
------	------	--	--	--

Sender's Number.	Day of Month.	In reply to Number.	AAA
* AZB 484	24		

To confirm telephonic messages, aaa  
 If BAYONET Tr. is found by your patrol to  
 be occupied then you will send out a  
 party to bomb up ~~the trench~~ along BAYONET Tr.  
 from the right of LOCK to the right. aaaa.  
 Strong post to be established at old 1819  
 post trench to be gained with LOCK aaaa.  
 Situation to be cleared up tonight aaaa.

From	Lawn		
Place			
Time	23.15		

The above may be forwarded as now corrected.

(Z) *[Signature]*

Censor. Signature of Addressor or person authorised to telegraph in his name.

\* This line should be erased if not required.  
 750,000. W 2185-M509. H. W. & V., Ltd. 5/18.

514

"A" Form.  
MESSAGES AND SIGNALS.

Army Form C.2121  
(in pads of 100).  
No. of Message

Prefix	Code	m.	Words	Charge	This message is on a/c of:	Recd. at	m.
Office of Origin and Service Instructions			Sent			Service.	Date
			At	m.			From
			To				By
			By		(Signature of "Franking Officer.")		

TO { LILY LIME LATH LEAF LION LINK

Sender's Number.	Day of Month.	In reply to Number.	AAA
* AZ13490	25		

Brigade Boundaries for advances will  
 be aaa Right Eastern Divisional  
 Boundary N 20 central to H 34 central  
 aaa Left boundary 1718 D 75 to H 33 B 53  
 through cross roads at N 2 D 14 aaa  
 Interbattalion boundary N 13 D 60 to  
 N 30 00

From	Lion		
Place			
Time	0412		

The above may be forwarded as now corrected.  
 (Z) [Signature]  
 Censor. Signature of Addressor or person authorised to telegraph in his name.

\* This line should be erased if not required.  
 150,000. W 2186-M509. H. W. & V., Ltd. 6/18.



514

Appendix No. 17

78

Army Form C. 2123  
(In books of 100.)

"C" Form.  
MESSAGES AND SIGNALS. No. of Message.....

Prefix.....	Code.....	Words.....	Received	Sent, or sent out	Office Stamp.
	£ s. d.		From <i>gva</i>	At.....m.	<i>M</i> <i>29/17</i>
Charges to collect			By <i>gub</i>	To.....	
Service Instructions.				By.....	

Handed in at..... Office.....m. Received *21.52* m.

TO	<i>2nd A 2 Bde</i>
----	--------------------

*Sender's Number <i>G 922</i>	Day of Month <i>25</i>	In reply to Number	A A A
----------------------------------	---------------------------	--------------------	-------

*2nd Bde during night 25/26 will consolidate BARLEY trench from N15 A 00.00 to N4 D 35.30 by establishing a series of strong points. AAA Patrols will push forward from the strong points to examine approaches to TILL trench and THILLOY AAA 2nd Brigade will attack MALT trench with a strong bombing party in co-operation with 5th Bde and will endeavour to push patrols into LE BARQUE AAA artillery will keep TILL trench under fire all night AAA AAA 2nd and 3rd Bdes and*

FROM	<i>and repd 1st Army and plant Div (CRA) (two)</i>
PLACE & TIME	<i>1st Aus Div. 9.35</i>

\* This line should be erased if not required.

(S.O. 1065) Wt. 7496—M 857 125,000 Pads. M.C. & Co., Ltd. 10/16 (E 489) Forms C/2123/3

"A" Form.  
MESSAGES AND SIGNALS.

Army Form C.2121  
(in pads of 100).  
No. of Message

Prefix	Code	m.	Words	Charge	This message is on a/o of:	Recd. at	m.
Office of Origin and Service Instructions:						Service.	Date
Priority 15 LILY and LIME					Sent	From	
At					m.	By	
To					(Signature of "Franking Officer.")		
By							

TO { LILY, LIME LEAF LATH LINK LION  
LOCK  
BOOK

Sender's Number.	Day of Month.	In reply to Number.	
* ALB 507	25		R.F.A

Following received from Division a/c. Refuss  
2nd Bde during night 25/26 will consolidate  
BARLEY Trench from N15 A00 to N7 D3530 by  
establishing a series of strong points a/c Patrols  
will push forward from the strong points to  
examine approached to TILL trench and THILLOF  
a/c 3rd Brigade will attack MALT Trench with  
a strong Bombing party in cooperation with  
5th Bde and will endeavour to push patrols  
into LEBARQUE a/c Artillery will keep TILL  
trench under fire all night a/c addressed  
2nd and 3rd Bdes and CRA, repeated 12/ANZAC  
and flank Divs. Message ends a/c G.O.C.  
Brigade directs that the programme  
already laid down by him as regards  
patrols establishing themselves in BARLEY Tr  
be carried out and worked with a view

From	
Place	
Time	25/28 July

The above may be forwarded as now corrected.

(Z)

Censor.

Signature of Addressor or person authorised to telegraph in his name.

"A" Form.  
MESSAGES AND SIGNALS.

Army Form C.2121  
(in pads of 100).  
No. of Message

Prefix	Code	m.	Words	Charge	This message is on a/o of:	Recd. at	m.
Office of Origin and Service Instructions:						Service.	Date
					Sent	From	
At					m.	By	
To					(Signature of "Franking Officer.")		
By							

TO {

Sender's Number.	Day of Month.	In reply to Number.	
* AZB 507 a/c			R.F.A

to putting the above fully into  
effect a/c addressed LILY, LIME, LEAF LATH  
LINK LION. LOCK and BOOK

From	Lawn
Place	
Time	22.15

The above may be forwarded as now corrected.

(Z)

Censor.

Signature of Addressor or person authorised to telegraph in his name.

514

Appendix No. 17

79

MESSAGES AND SIGNALS.

ARMY FORM 100  
(in pads of 100).  
No. of Message

Prefix	Code	m.	Words	Charge	This message is on a/o of:	Recd. at
Office of Origin and Service Instructions.						
			Sent		Service.	Date
			At			m.
			To		From	
			By		(Signature of "Franking Officer.")	

TO

CO 8<sup>th</sup> Aust. Batta

Sender's Number.	Day of Month.	In reply to Number.	R. P. A.
* AZB 517	26		

Confirming G.O.C.'s personal instructions to Capt YATES - WALLIS and CO 8<sup>th</sup> Bn AAA information given by you as to your position in BARLEY Trench was incorrect and has never been altered. AAA Your men did not enter BARLEY Trench till after 0400 this morning and they now have some posts in 7<sup>th</sup> Batt area. AAA They are held up by party on right. AAA You will at once move your men along to your right flank using rifle grenades and bombs to clear the way. AAA The strong post you reported this morning was on the right of your area and not in the right Batt area. AAA It shows lack of initiative on your officers' part that nothing has been done to clear up this beyond a bit of sniping. AAA A progress report is required as the trench

From	
Place	
Time	

The above may be forwarded as now corrected. (Z)

Censor. Signature of Addressor or person authorised to telegraph in his name.

\* This line should be erased if not required.

MESSAGES AND SIGNALS.

(in pads of 100).  
No. of Message

Prefix	Code	m.	Words	Charge	This message is on a/o of:	Recd. at
Office of Origin and Service Instructions.						
			Sent		Service.	Date
			At			m.
			To		From	
			By		(Signature of "Franking Officer.")	

TO

Continued

Sender's Number.	Day of Month.	In reply to Number.	R. P. A.
* AZB 517	26		

is cleared and your boundaries in BARLEY Trench are on the right at N.14 b.90 and on the left N.14.A.90.95 and this is the front you will clear and occupy making provision for protecting your right flank from N.14. b.9.0 back to N.20. b.3.8 which is your right in PORK Trench. AAA You will verify the position of your right flank by moving a patrol to N.15C.4797 and checking the distance to your right where your right in BAYANET Trench should rest at N.14 B.90 BARLEY.

From	Lawn
Place	
Time	16:10

The above may be forwarded as now corrected. (Z)

Censor. Signature of Addressor or person authorised to telegraph in his name.

\* This line should be erased if not required.

514

Appendix No. 17

80

B. M. M. Major  
Bde Major 2nd A.I. Bde.

**MESSAGES AND SIGNALS.**

(In pads of 100).  
No. of Message

Prefix	Code	m.	Words	Charge	This message is on a/c of:	Recd. at	m.
Office of Origin and Service Instructions.							Date
			Sent		Service.		
At			m.			From	
To						By	
By					(Signature of "Franking Officer.")		By

TO

LATH

Sender's Number.	Day of Month.	In reply to Number.	AAA
* 03B 525	27 <sup>th</sup>		AAA

Please arrange to establish strong points at N.E. a. 6.4 cross roads south of CATAPULT road and about N.E. a. 8.7 on CATAPULT road NORTH from the first post see these posts are to be established in co-operation with 3rd Bde moving at dusk who are going right through THILLOY and are establishing posts at N.2.C. 8.7 - N.2.C. central - N.2.C. 0.6 and back to the left round THILLOY and get in touch with left Batten and arrange your movements accordingly and if these posts can be established before it will be better as long as the Batts know but they will have to watch THILLOY until LOCK form their new line and this will give you a line from the two new posts through TUCK trench and they will have to dig themselves in and form a series of posts so as a new line and to

From	LAWN
Place	
Time	

The above may be forwarded as now corrected. (Z)  
Censor. Signature of Addressor or person authorised to telegraph in his name.

\* This line should be erased if not required.

**SIGNALS.**

(In pads of 100).  
No. of Message

Prefix	Code	m.	Words	Charge	This message is on a/c of:	Recd. at	m.
Office of Origin and Service Instructions.							Date
			Sent		Service.		
At			m.			From	
To						By	
By					(Signature of "Franking Officer.")		By

TO

Continued

Sender's Number.	Day of Month.	In reply to Number.	AAA
* 03B 525	27 <sup>th</sup>		AAA

work on them and improve them and you will probably have to send parties forward to help in the digging and the above posts are maps referred and the best positions according to tactical ground will have to be chosen and moving patrols will still have to be kept up in front and information just arrived shows that in the road running N.W. from the C in CATAPULT road there is one or not two M.G.'s these will be seized and the S.P. at N.E. a. 6.4 sited to a best advantage

From	LAWN
Place	
Time	

The above may be forwarded as now corrected. (Z)  
Censor. Signature of Addressor or person authorised to telegraph in his name.

\* This line should be erased if not required.

514

Appendix No. 17

81

MESSAGES AND SIGNALS.

No. of Message

Prefix	Code	m.	Words	Charge	This message is on a/c of:	Recd. at	m.	
Office of Origin and Service Instructions.						Service.	Date	
<i>Quoted to LACE</i>					Sent			
					At	m.		
					To			
By					(Signature of "Franking Officer.")	By		

TO { LACE

Sender's Number.	Day of Month.	In reply to Number.	AAA
* AZB 529	27		

Patrol from LEAF left BARLEY Tr and moved towards TILL Tr across the BEAULENCOURT ROAD which was searched from N8B42 to N9A47 along the whole length of cutting. The patrol reached to within 50 yards of the enemy trench and hit a tight trip wire whereon one of the enemy ran back from a L.P. in the wire. Patrol moved forward and a party of 5 enemy came <sup>out to the</sup> wire. Patrol bombed them and one fell and the remainder ran back. The one who fell never moved though patrol waited some time. After the bombing the enemy fired many flares from the trench but very little rifle or MG fire. Patrol report they could hear 3 parties working on the wire one to the left and two to the right. A MG was firing from about 400 yards

From  
Place  
Time

The above may be forwarded as now corrected.

(Z)

Censor.

Signature of Addressor or person authorised to telegraph in his name.

MESSAGES AND SIGNALS.

No. of Message

Prefix	Code	m.	Words	Charge	This message is on a/c of:	Recd. at	m.	
Office of Origin and Service Instructions.						Service.	Date	
					Sent			
					At	m.		
					To			
By					(Signature of "Franking Officer.")	By		

TO {

Sender's Number.	Day of Month.	In reply to Number.	AAA
* AZB 529			

to the right. Enemy wire as good two rows about 10 to 15 yards wide. Trench appeared connected and some work was being done in it. The garrison appeared to be about of the usual strength of our own front line. Point at which patrol reached TILL Tr was about N9A19. Ground was good going but pitted with shell holes.

From *Lace*  
Place  
Time 2030

The above may be forwarded as now corrected.

(Z)

Censor.

Signature of Addressor or person authorised to telegraph in his name.

514.

Appendix No. 17

82

"A" FORM.  
MESSAGES AND SIGNALS.

(In pads of 100).  
No. of Message

Prefix .....	Code .....	m.	Words	Charge	This message is on a/c of:	Recd. at .....
Office of Origin and Service Instructions.			Sent			Service.
<i>Muller</i>			At .....		From .....	
			To .....		By .....	
			By .....		(Signature of "Franking Officer.")	

TO { LATH & LEAF

* Sender's Number	Day of Month	In reply to Number.	R.F.A.
-------------------	--------------	---------------------	--------

with reference to the attached AEB 53, a/c  
 C.O.s will get into touch with the  
 units that they will be relieving or  
 relieved by and will make preliminary  
 arrangements and interbattalion  
 boundaries in the Brigade will for the  
 time remain the same though CO 6<sup>th</sup>  
 is to be prepared to take over the  
 post of 5<sup>th</sup> Bn in TICK Tr. and CO 6<sup>th</sup>  
 will also ~~hand over~~ probably hand over  
 BARLEY Tr. from our present Right  
 Boundary to about AEB 53 a/c.

*Lauon*

From	
Place	<i>14'25</i>
Time	

The above may be forwarded as now corrected. (Z) *P. M. ...*

\* This line should be erased if not required.  
 750,000. W 2186-M509. H. W. & V., Ltd. 6/16.

514

A Form  
MESSAGES AND SIGNALS.

(In part C. 100)  
No. of Message

Prefix .....	Code .....	m.	Words	Charge	This message is on a/c of:	Recd. at.....
Office of Origin and Service Instructions:			Sent			Service.
<i>Special D.R.</i>			At.....		(Signature of "Franking Officer.")	From.....
			To.....			By.....
			By.....			

TO { LATH LEHF

Sender's Number.	Day of Month.	In reply to Number.	R. F. A
* <i>Ag 537</i>	<i>28<sup>th</sup></i>		

A readjustment of the Divisional boundaries will be made at a time to be notified when arranged with flank divisions and LATH will be relieved of portion of its line by 5<sup>th</sup> Aust. Div. and Divisional right boundary will then be line N.8. D 60.00 to H 33. C. 55.00 and dividing line between Bdes of this Divn will be N.7. B 70.85 to N.1. B. 85.45 and LATH will take over portion of 2<sup>nd</sup> Aust. Div front and Divisional left boundary will then be line M 12 A 75.80 to G 29. D 45.00 and preliminary arrangements will be arranged with flank Bdes and acknowledge

From *Lawn*

Place

Time

The above may be forwarded as now corrected. (Z) *Willis Major*

Censor. Signature of Addressor or person authorised to telegraph in his name.

\* This line should be erased if not required.  
750,000. W 5126-M505. H. W. & V., Ltd. 6/16.

514

"A" FORM.  
MESSAGES AND SIGNALS.

Army Form O 2121  
(in pads of 100)  
No. of Message

Prefix	Code	m.	Words	Charge	This message is on a/c of:	Recd. at
Office of Origin and Service Instructions.			Sent			Service.
BR			At	m.	(Signature of "Franking Officer.")	From
			To			By
			By			

TO

5th - 6th Div

Sender's Number.	Day of Month.	In reply to Number.	A. P. A.
* 42A 57-3	28		

With reference to 42A 537 and 538 a.a. 6<sup>th</sup> Div will tonight take over from 5<sup>th</sup> Div the S.P. in TICK Tr. and hand over to unit on their right - all of the area between the old right boundary and the new right boundary of this Bde. a.a. 5<sup>th</sup> Div will not take any action tonight except to accept relief in TICK Tr. a.a. Div further orders the whole of the area between the line N7D 3530 to N2B 83 and the line N7D 3530 to N7B 78 to N1B 94 will be included in this brigade area and CO 5<sup>th</sup> Bn will arrange to relieve troops of 12<sup>th</sup> Bde therein a.a. This move of 5<sup>th</sup> Div will probably be made tomorrow night 1/2 march but this will be confirmed later.

From	Lawson
Place	
Time	20-20

The above may be forwarded as now corrected.

(Z)

W. Street

Censor.

Signature of Addressor or person authorised to telegraph in his name.

\* This line should be erased if not required.



514

Appendix No. 17

86

**"A" Form.**  
**MESSAGES AND SIGNALS.**

Army Form C.2121  
(in pads of 100).  
No. of Message \_\_\_\_\_

Prefix ..... Code ..... m.	Words	Charge	This message is on a/c of:	Recd. at ..... m.
Office of Origin and Service Instructions.	Sent			..... Service.
.....	At ..... m.	.....		Date .....
.....	To .....	.....		From .....
.....	By .....	(Signature of "Franking Officer.")		By .....

TO { LATH

Sender's Number.	Day of Month.	In reply to Number.	AAA
* AZB 544	28		

The movement outlined in AZB 537  
538 and 543 will be completed  
tomorrow night 1/2 march

28 Feb / 10 mar

From <i>Levon</i>		
Place		
Time <i>2359</i>		
The above may be forwarded as now corrected.		(Z) <i>Michael Boyd</i>
Censor.	Signature of Addressor or person authorised to telegraph in his name.	

\* This line should be erased if not required.  
750,000. W 2186-M509. H. W. & V., Ltd. 6/16.

Appendix XVIII

514

SECOND AUSTRALIAN INFANTRY BRIGADE

Casualties, February 1917.

UNIT	Killed		Wounded		Missing		Remarks	
	Off.	O.Ranks.	Off.	O.Ranks.	Off.	O. Ranks		
No. 2 M.G.Coy.	-	-	-	1				
2 A.L.T.M. Bty.	-	4	-	4				
5th Battalion	1*	14	2*	49		3	*Killed Capt.H.H.O'Loughlin. Wounded 2/Lt. F.LANGFORD 2/Lt.H.C.MORROSON	
6th Battalion	1*	10	1*	16			*B/Lt.W.G.M.HENNESSEY Killed	
7th Battalion		8	3*	38		1	*2/Lt.E.K.Carlike ) 2/Lt. A.M.TEARE ) wounded Capt.J.W.HOPKINS )	
8th Battalion		3	2*	14			* 2/Lt.R.V.WOODHOUSE ) 2/Lt.J.T.McGUIRE ) wounded	
		2	39	8	117		4	

Appendix XVIII  
87

Appendix XIX

2<sup>nd</sup> Aust. Inf Bde  
Reinforcements for month of February 1917

Unit	OFF.	O.R.	Total	Remarks
No 2 M.G. Coy		2	2	
2 A.L.T.M. B <sup>ys</sup>	1 <sup>a</sup>	10	11	1/Lt. D.M. Muir
5 <sup>th</sup> B <sup>n</sup>	4 <sup>a</sup>	95	99	2/Lt. H.C. Morrison      2/Lt. D.S. Waters 2/Lt. R.B. Glanville      2/Lt. C.C. Teasedale
6 <sup>th</sup> B <sup>n</sup>	2	80	82	2/Lt. N.A. Rollason      2/Lt. Tutton
7 <sup>th</sup> B <sup>n</sup>	3 <sup>a</sup>	55	58	3/Lt. A.J. O'Connor - Lt. J.E. Scholes - 2/Lt. A.M. Teare
8 <sup>th</sup> B <sup>n</sup>		67	67	
Total	10	309	319	

514

2nd Aust Inf Bde

Appendix XX<sup>89</sup>

Return No. 1.

UNIT	On Establishment				Attached				Remarks
	OFF	OR	Total	Horses	OFF	OR	Total	Horses	
Hqrs 2nd A. I. Bde	7	19	26	16	5	82	87		1st Bn 1.2 5th " 13 6th " 3.24 7th " 13 8th " 1.16 ASC 5 DRC 1 Non Sig Sec 4 Div Salvage 3 <u>5.82</u>
No 2 M. G. Coy	12	175	187	54		27	27		Reserves 25 aamc <u>2</u> <u>27</u>
No 4 Sig Sec	1	56	57	8					
2nd Lt. T. M. Bly	4	51	55		1	2	3		For instructional purposes
5th BATTN	39	939	978	55	2	6	8		aamc 1.4 Chaplain 1 Diver 1 Interpreter 1 <u>2.6</u>
6th BATTN	40	1014	1054	52	2	6	8		aamc 1.5 Chaplain 1 <u>2.6</u>
7th BATTN	41	893	934	48	2	6	8		aamc 1.4 Chaplain 1 aurogn <u>1</u> <u>2.6</u>
8th BATTN	42	1037	1079	48	2	2	4		aamc 1.2 Chaplain 1 <u>2.2</u>
TOTAL	186	4184	4370	281	14	131	145		

OFFICERS 200

ORKS 4315

TOTAL 4515

HORSES 281

28/2/17

(sgt) L. N. ROACH

Lieut

Staff Capt 2nd A.I. Bde

2<sup>nd</sup> AUST INF BRIGADE

Return No. 3.

514

UNIT	Strength Previous day		Details Previous day		OFFICERS			OTHER RANKS			Strength this day		Details this day	
	OFF	O.R.	OFF	O.R.	CAS	ATT	SICK	CAS	ATT	SICK	OFF	O.R.	OFF	O.R.
Hqrs 2nd A.I. Bde	3	14									3	14		
No 2 M. G. Coy	12	175	4	8						1	12	174	4	8
2 A.L. T M. Bty	4	51		8							4	51		7
5 <sup>th</sup> BATTN	40	937	12	158	1*			2			39	935	12	154
6 <sup>th</sup> BATTN	40	1012	11	149							40	1012	10	149
7 <sup>th</sup> BATTN	40	891	13	127							40	891	13	127
8 <sup>th</sup> BATTN	42	1035	16	55							42	1035	17	93
<b>TOTAL</b>	<b>181</b>	<b>4115</b>	<b>56</b>	<b>505</b>	<b>1</b>			<b>2</b>		<b>1</b>	<b>180</b>	<b>4112</b>	<b>56</b>	<b>538</b>

\* Capt H. H. O'Loughlin - Killed 28/2/17

(sgd) L. N. ROACH  
Staff Captain 2nd A.I. Bde.

28/2/17

Appendix No. 20

SCHOOLS ATTENDED DURING MONTH  
OF FEBRUARY  
-----

514

	Officers	O'Ranks
Infantry	16	45
Signallers		19
Gas School	4	7
Lewis Gun	1	12
Cookery		1
Armourer Course		2
Base Depot Officer	1	
Stokes Mortar		7
Bombing Course		1
Intelligence Duties		2
Sniping	2	3
Contre Espionage		1
Vickers M.G. Course	1	1
M.G. Cadet Bn. (England)		1
Infantry Instructor		1
	-----	
TOTAL	25 Offrs.	103 O'Ranks
	=====	