

**AWM4**  
**Australian Imperial Force unit war diaries,**  
**1914-18 War**

Engineers

**Item number:** 14/22/14 Part 1

**Title:** 3rd Field Company, Australian  
Engineers

September 1915



AWM4-14/22/14PART1

Duplicate of

Volume No. 6  
+ appendices



# MEDITERRANEAN EXPEDITIONARY FORCE.

---

# WAR DIARY.

---

Unit 3rd Field Co Eng 1st Aust Div

From 1. 9. 15 To 30. 9. 15

[14/22/14 , Part 1]

3rd Fd Coy AE

Sep 1915

Note : Although the cover sheet for Part 1 is endorsed "duplicate", it is in fact the original, and is more complete than the real duplicate (Part 2).

WAR DIARY

Army Form C. 2118.

Instructions regarding War Diaries and Intelligence Summaries are contained in F. S. Regs., Part II. and the Staff Manual respectively. Title pages will be prepared in manuscript.

~~INTELLIGENCE SUMMARY.~~

(Erase heading not required.)

Place	Date	Hour	Summary of Events and Information	Remarks and references to Appendices
<p><u>CONFIDENTIAL</u></p> <p>WAR DIARY OF 3<sup>RD</sup> FIELD COMPANY ENGINEERS 1<sup>ST</sup> AUSTRALIAN DIVISION</p> <p>from 1.9.15 to 30.9.15 incl.</p> <p><u>NOTE</u> :- Matter recorded in this Diary will be arranged under the following headings :-</p> <ul style="list-style-type: none"> <li>(a) Important orders, instructions, reports &amp; telegrams received &amp; issued &amp; decisions taken.</li> <li>(b) Accounts of operations</li> <li>(c) Changes in establishment or strength</li> <li>(d) Field Works (these will be dealt with as a whole in <u>Appendix I</u>)</li> </ul>				

WAR DIARY

Army Form C. 2118.

Instructions regarding War Diaries and Intelligence Summaries are contained in F. S. Regs., Part II. and the Staff Manual respectively. Title pages will be prepared in manuscript.

~~INTELLIGENCE SUMMARY.~~

(Erase heading not required.)

Place	Date	Hour	Summary of Events and Information		Remarks and references to Appendices
SAPPER'S POST ANZAC	1.9.15	a	nil		For field works see Appendix I
		b	nil		
		c	strength 4 officers 118 other ranks		
do.	2.9.15	a	nil		
		b	nil		
		c	strength 4 officers 118 other ranks		
do.	3.9.15	a	Estimate of quantities of materials required for re-setting trenches sent in to D.E.H.Q.		
		b	nil		
		c	strength 4 officers 115 other ranks.		
do	4.9.15	a	Divisional Op. Mem. 41. Note re provision of recesses in walls of trenches for storage of bombs Divisional order $\frac{IV}{350}$ Lieut SAVAGE promoted Captain 26.7.15		
		b	nil		
		c	strength 4 officers 115 other ranks		

WAR DIARY

Army Form C. 2118.

Instructions regarding War Diaries and Intelligence Summaries are contained in F. S. Regs., Part II, and the Staff Manual respectively. Title pages will be prepared in manuscript.

INTELLIGENCE SUMMARY.

(Erase heading not required.)

Place	Date	Hour		Summary of Events and Information	Remarks and references to Appendices
SAPPERS POST ANZAC	5.9.15		a	nil	
			b	nil	
			c	strength 4 Officers <del>110</del> 110 other ranks	
do	6.9.15		a	Div. orders. 184 Duplicate copies of War Diaries to be returned by Unit for 3 months & then forwarded to officer in charge of Records for Unit.	
			b	nil	
			c	Strength 4 officers 100 other ranks.	
do	7.9.15		a	nil	
		2130	b	At 2130 Countermines were exploded at ends of tunnels R6 & R7 RYRIE'S POST. The charges were 30 1/2 lb in R6 & 47 1/2 lb in R7 both of ammonal, and were fired electrically.	
			c	Strength 4 officers 100 other ranks	
do	8.9.15		a	Divisional Adm. Mem. 45. Satchels available to be used instead of sandbags wherever possible except in Fine French	
			b	nil	
			c	strength 4 officers 106 other ranks	

As Field Works see Appendix I

WAR DIARY

Army Form C. 2118.

Instructions regarding War Diaries and Intelligence Summaries are contained in F. S. Regs., Part II. and the Staff Manual respectively. Title pages will be prepared in manuscript.

INTELLIGENCE SUMMARY

(Erase heading not required.)

Place	Date	Hour	Summary of Events and Information		Remarks and references to Appendices
SAPPER'S POST ANZAC	9.9.15		a	advice received from D.E.H.Q. that Lieut. BIDEN has been posted and Lieut. MIDDLETON, attached to this company.	In Field works see Appendix I
			b	Dw. order 195. 2nd Division landed. Redistribution of Posts	
			c	strength 4 officers 102 other ranks.	
do.	10.9.15		a	Divisional Op. Mem. 32. Instructions re types of bombs & their uses.	
			b	nil	
			c	strength 6 officers 103 other ranks. Lieuts. BIDEN & MIDDLETON R.E taken on company strength.	
do.	11.9.15		a	nil	
			b	nil	
			c	strength 6 officers 103 other ranks	
do.	12.9.15		a	nil	
			b	nil	
			c	strength 6 officers 102 other ranks	
do.	13.9.15		a	Note from 7th L.H. Regt. begins. Enemy heard picking faintly in No 6 sep A.A.A. end. Dw. order 199. Capt WILLIAMS promoted Major.	
			b	nil	
			c	strength 6 officers 101 other ranks.	

WAR DIARY

Army Form C. 2118.

Instructions regarding War Diaries and Intelligence Summaries are contained in F. S. Regs., Part II. and the Staff Manual respectively. Title pages will be prepared in manuscript.

~~INTELLIGENCE SUMMARY.~~

(Erase heading not required.)

Place	Date	Hour	Summary of Events and Information	Remarks and references to Appendices
SAPPERS' POST ANZAC	14.9.15	a b c	nil nil strength 6 officers 100 other ranks.	
do.	15.9.15	a b c	Orders received from D.E.H.Q. to requisition on D.A.D.O.S. for material to bring Company's war equipment complete again. nil strength 6 officers 95 other ranks.	
do.	16.9.15	a b c	nil nil strength 6 officers 95 other ranks.	
do.	17.9.15	a b c	nil nil strength 6 officers, 93 other ranks.	
do.	18.9.15	a b c	LIEUT MIDDLETON R.E. commenced work on hospital trenches at DANKINS POINT under orders from D.E.H.Q. nil strength 6 officers 84 other ranks	

For Field Works see Appendix I



WAR DIARY

Army Form C. 2118.

Instructions regarding War Diaries and Intelligence Summaries are contained in F. S. Regs., Part II. and the Staff Manual respectively. Title pages will be prepared in manuscript.

INTELLIGENCE SUMMARY.

(Erase heading not required.)

Place	Date	Hour	Summary of Events and Information	Remarks and references to Appendices
SAPPERS' POST ANZAC	19.9.15		<p>a advice from D.E.H.Q. that timber has arrived. Capt BACHTOLD O.C. <math>\frac{1}{2}</math> 1st FIELD COMPANY A.E. takes over charge of the SILT SPUR &amp; LEDGE trenches occupied by 10th &amp; 11th Battalions respectively from No 1 section of this Company</p> <p>b nil</p> <p>c strength 6 officers 83 men.</p>	
do.	20.9.15		<p>a Divisional order <math>\frac{II}{102}</math>. Colonel WILLIAMS R.E. appointed C.E. ANZAC with temporary rank of Brigadier General order received from D.E.H.Q. for Major WILLIAMS O.C. this Company to act as C.O.D.E.</p> <p>b nil</p> <p>c strength 6 officers 81 other ranks.</p>	
do.	21.9.15		<p>a order from C.O.D.E. to push on re-entrenching of trenches particularly those in Cornfield &amp; Chatham's Post.</p> <p>b nil</p> <p>c strength 6 officers 73 other ranks.</p>	
do	22.9.15		<p>a nil</p> <p>b nil</p> <p>c strength 6 officers 77 other ranks.</p>	

The field works are Appendix I

WAR DIARY

Army Form C. 2118.

Instructions regarding War Diaries and Intelligence Summaries are contained in F. S. Regs., Part II. and the Staff Manual respectively. Title pages will be prepared in manuscript.

INTELLIGENCE SUMMARY.

(Erase heading not required.)

Place	Date	Hour	Summary of Events and Information	Remarks and references to Appendices
JAPPERS' POST ANZAC	23.9.15	<del>23.9.15</del> a	Orders received from D.E. to send surveyors to D.E.H.Q. b nil c strength 6 officers 76 other ranks	
do.	24.9.15	a	nil b nil c strength 6 officers 77 other ranks	
do.	25.9.15	a	nil b nil c strength 6 officers 75 other ranks	
do.	26.9.15	a	Orders from D.E.H.Q. that all trailers in brigade store is to be considered as company stores (This order was given because some parts of Right Flank area were more in need of maintenance than others e.g. <del>Chatham's Post</del> CHATHAM'S POST & THE CORNFIELD) b nil c strength 6 officers 74 other ranks	As field works see Appendix 1

WAR DIARY

Army Form C. 2118.

Instructions regarding War Diaries and Intelligence Summaries are contained in F. S. Regs., Part II. and the Staff Manual respectively. Title pages will be prepared in manuscript.

INTELLIGENCE SUMMARY.

(Erase heading not required.)

Place	Date	Hour	Summary of Events and Information	Remarks and references to Appendices
SAPPERS' POST ANZAC	27.9.15	a 0715 b c	nil at 0715 the enemy fired a mine about half way between tunnels R 6 & R 7 RYRIE'S POST runs a line with the eastern extremities of these tunnels. The explosion did no damage to our works but appeared to have blown in a length of 15' 20' of the enemy's own loop-holed parapet strength 6 officers 73 other ranks.	
do	28.9.15	a b c	nil nil strength 5 officers 83 other ranks Lieut CROKER to hospital sick	
do	29.9.15	a b c	Order from D.E.H.Q. for Capt SAVAGE to go to D.E.H.Q. on 30th inst nil strength 5 officers 83 other ranks	
	30.9.15	a b c	nil nil strength 5 officers 83 other ranks.	

For Field Works see Appendix I.

WAR DIARY

Army Form C. 2118.

Instructions regarding War Diaries and Intelligence Summaries are contained in F. S. Regs., Part II and the Staff Manual respectively. Title pages will be prepared in manuscript.

INTELLIGENCE SUMMARY

(Erase heading not required.)

Place	Date	Hour	Summary of Events and Information	Remarks and references to Appendices
<u>FIELD WORKS</u>				
APPENDIX I				
SILT SPUR				
	19.15		No 1 Section engaged from 14th-18th September inclusive on work in SILT SPUR trenches occupied by the 10th Battalion. see Fig 1	
	29.15		Forward Tunnels Boulders 2, B <sub>2</sub> , 28-29 & 42-43, in progress. LADY GALWAY Road being widened Graded & improved. Grading for drainage in progress	
	3.9.15		Imbering to concealed firing line tunnels Boulders 1-2 commenced. Foremen for resetting Spoil Dumps commenced.	
	12.9.15		Aid Post on Gun Road commenced - see Fig 2.	
	17.9.15		Resetting Dumps commenced.	
	18.9.15		Transverse x cut B <sub>7</sub> -B <sub>3</sub> in progress.	
			<p>Fig 2. <u>AID POST ON GUN ROAD</u></p>	
			<p>Fig 1. <u>BOMB HOLE</u> 42-43</p>	
			<p>Fig 1. <u>BOMB HOLE</u> 42-43</p>	

WAR DIARY

Army Form C. 2118.

Instructions regarding War Diaries and Intelligence Summaries are contained in F. S. Regs., Part II. and the Staff Manual respectively. Title pages will be prepared in manuscript.

INTELLIGENCE SUMMARY.

(Erase heading not required.)

Place	Date	Hour	Summary of Events and Information	Remarks and references to Appendices
THE LEDGE			<p><u>APPENDIX I - FIELD WORKS</u></p> <p>No 1 Section was also engaged from 1-18 September on work in THE LEDGE trenches occupied by the 11th Battalion.</p> <p>Ledge trench Extension and Tunnel from B Coy's Trench in progress</p> <p>Drain from Sap 11<sup>B</sup> to Allah Gully completed</p> <p>Putting in F.P.s Ledge trench Extension improving F.P.s in Ledge trench</p> <p>Q6 Extension commenced</p> <p>Commenced Q9 Extension + M.G. posn in J. Comm. trench.</p> <p>Commenced M.G. posn. Ledge trench</p> <p>Sandbag revetting to Snipers' Post</p> <p>Grading for drainage commenced.</p> <p>M.G. posn. J. Comm. trench complete</p> <p>Grading + Tunnels for drainage in progress.</p> <p>No 1 section was engaged in sinking a well in CLARKE VALLEY for the 3rd Infantry Brigade. An Infantry working party of 12 men was supplied and was rationed by the 3rd Field Coy. The well was 5' x 3'. at 45' depth air became very bad and wind sail was rigged with waterproof sheets.</p> <p>See sketches illustrating work done</p>	
	1-9-15			
	2-9-15			
	5-9-15			
	8-9-15			
	9-9-15			
	11-9-15			
	14-9-15			
	15-9-15			
	18-9-15			
	19-9-15			
	30-9-15			



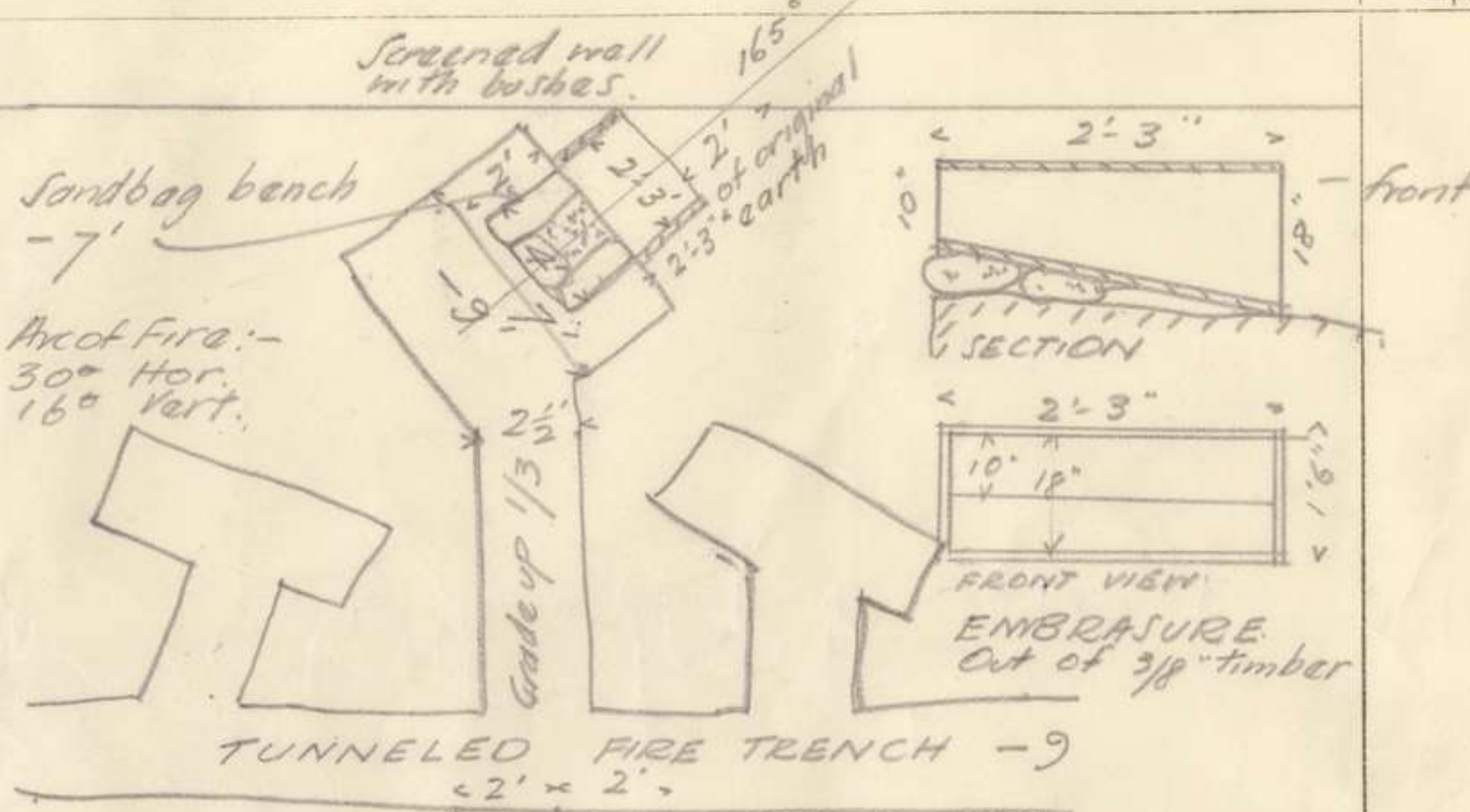
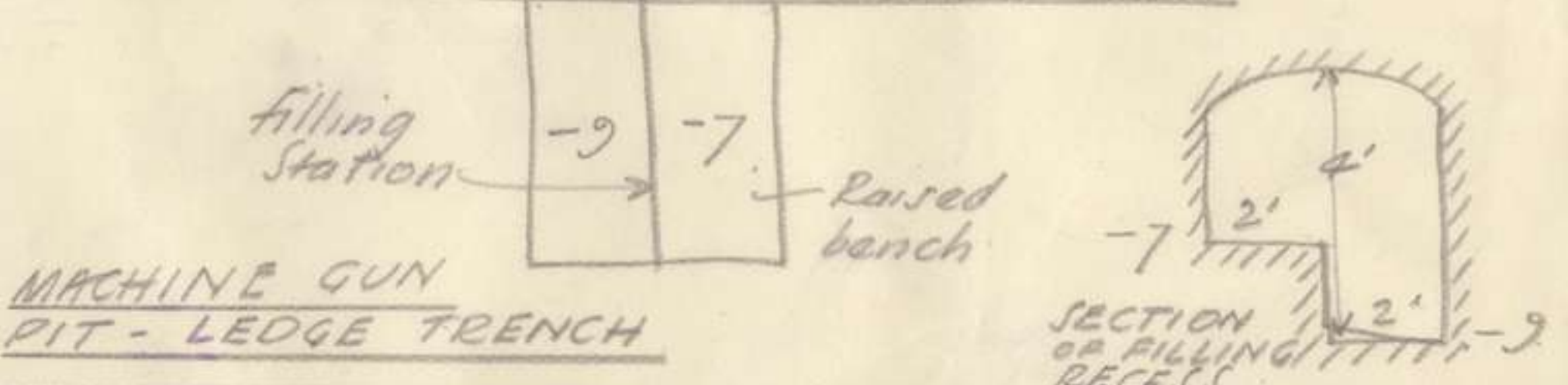
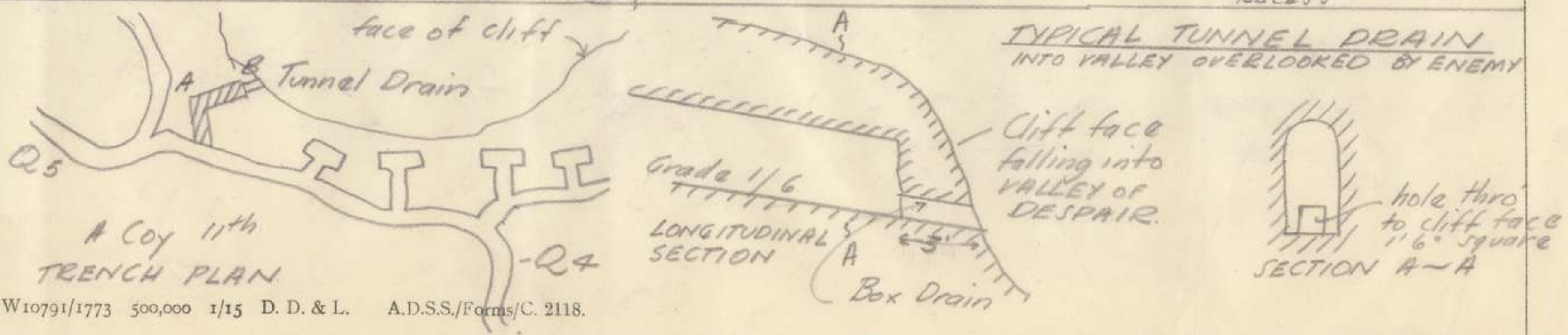
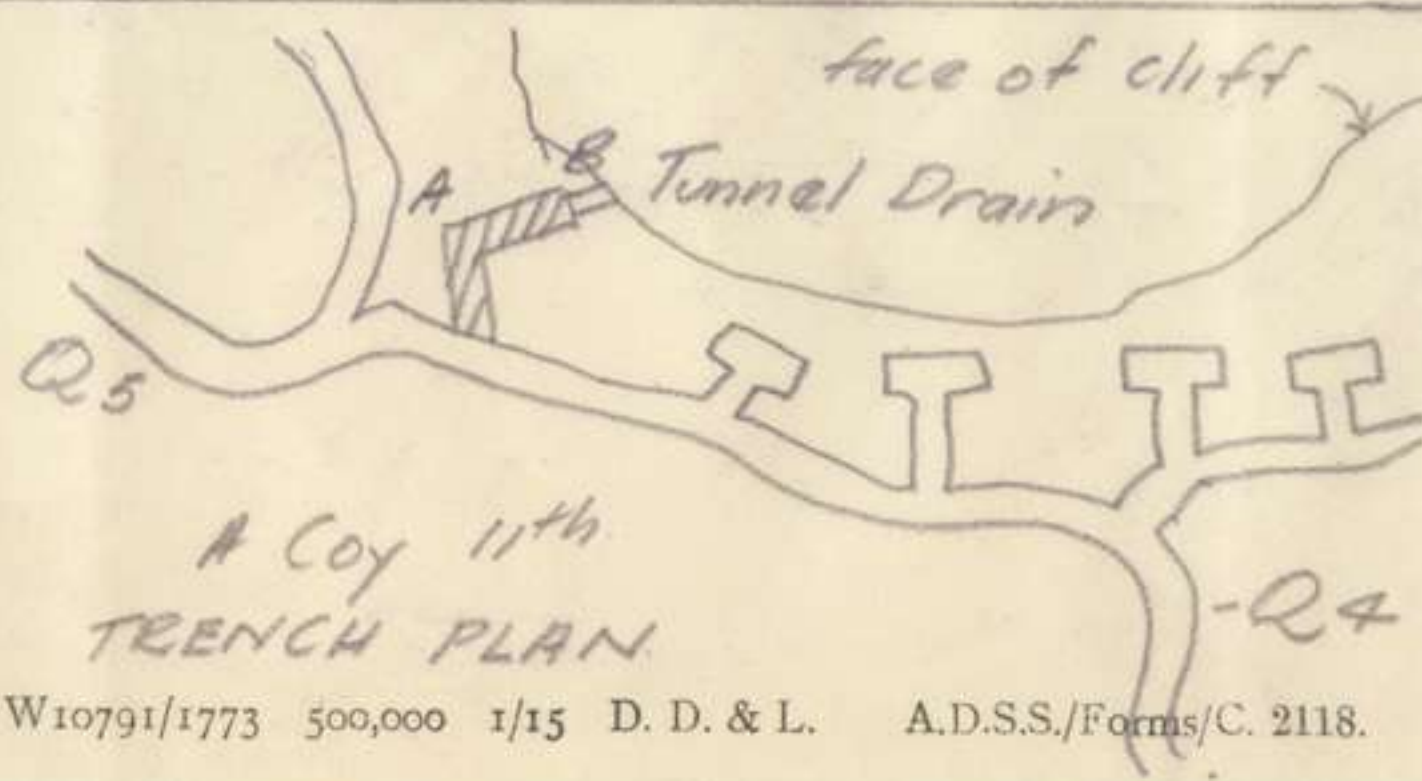
# WAR DIARY

Army Form C 2118.

Instructions regarding War Diaries and Intelligence Summaries are contained in F. S. Regs., Part II, and the Staff Manual respectively. Title pages will be prepared in manuscript.

## INTELLIGENCE SUMMARY.

(Erase heading not required.)

Place	Date	Hour	Summary of Events and Information	Remarks and references to Appendices
THE LEDGE			<p><b>APPENDIX I - FIELD WORKS</b></p> <p><u>WIRE ENTANGLEMENTS USED:-</u> in front of Black Hand.</p>  <p>Coil 12 yds. 1-6" diam. as carried.</p> <p>As laid - 4 rows deep</p> <p>In front of Ledge Trench</p>  <p><b>TUNNELED FIRE TRENCH - 9</b></p>  <p>Sandbag bench - 7'</p> <p>Screened wall with bushes.</p> <p>165°</p> <p>2' x 2' of original earth</p> <p>Grade up 1/3</p> <p>SECTION</p> <p>FRONT VIEW</p> <p>EMBRASURE cut of 3/8" timber</p> <p><b>MACHINE GUN PIT - LEDGE TRENCH</b></p>  <p>Filling Station - 9 - 7</p> <p>Raised bench</p> <p>SECTION OF FILLING RECESS</p> <p><b>TYPICAL TUNNEL DRAIN INTO VALLEY OVERLOOKED BY ENEMY</b></p>  <p>face of cliff</p> <p>Tunnel Drain</p> <p>Cliff face falling into VALLEY OF DESPAIR.</p> <p>Grade 1/6</p> <p>LONGITUDINAL SECTION</p> <p>Box Drain</p> <p>hole thro' to cliff face 1'6" square</p> <p>SECTION A-A</p> <p><b>A Coy 11th TRENCH PLAN</b></p> 	

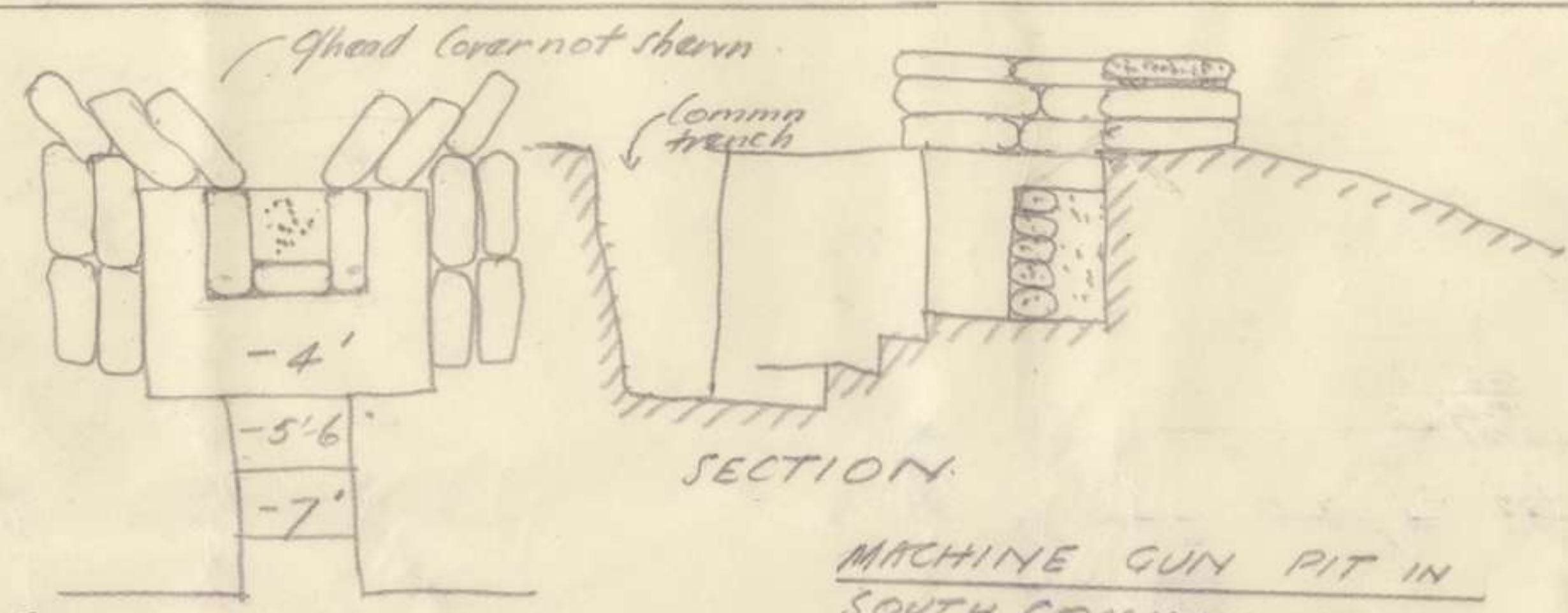
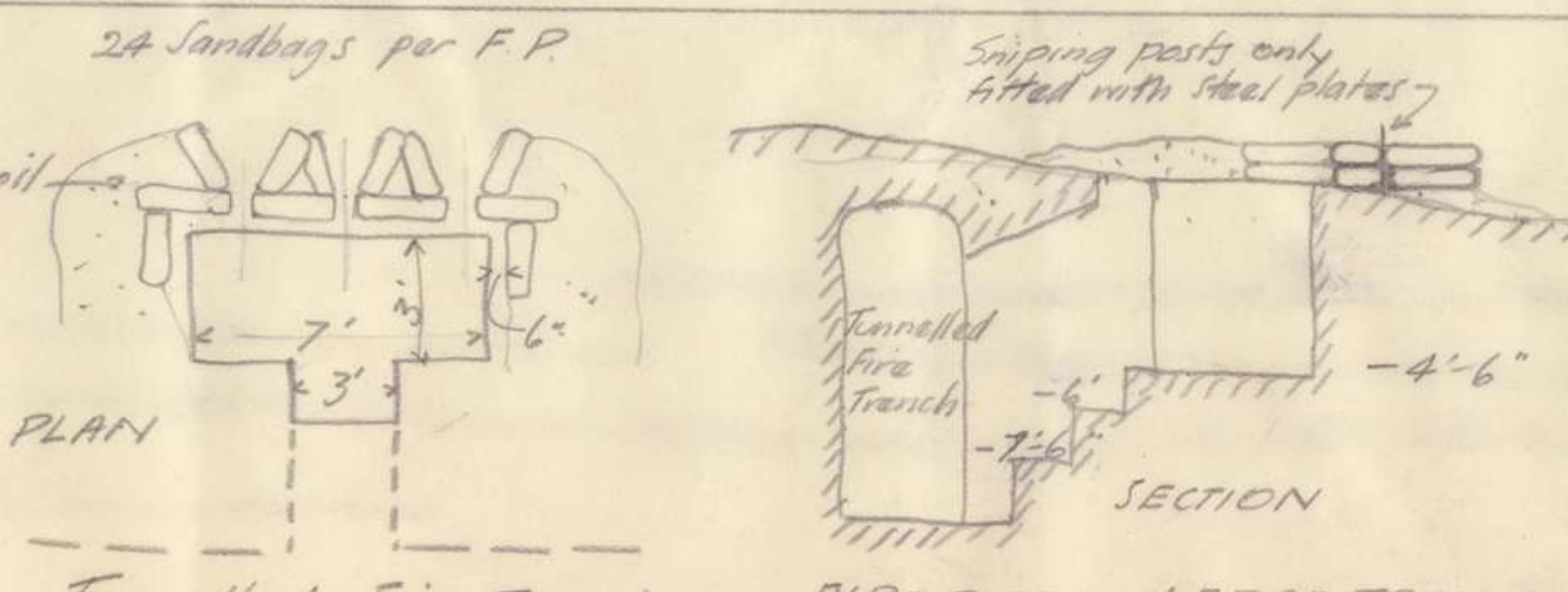
# WAR DIARY

Army Form C. 2118.

Instructions regarding War Diaries and Intelligence Summaries are contained in F. S. Regs., Part II. and the Staff Manual respectively. Title pages will be prepared in manuscript.

## INTELLIGENCE SUMMARY.

(Erase heading not required.)

Place	Date	Hour	Summary of Events and Information	Remarks and references to Appendices																																						
<p>THE LEDGE CLARKE VALLEY</p>			<p><b>APPENDIX I FIELD WORKS</b></p> <div style="display: flex; justify-content: space-between;"> <div style="width: 45%;">  <p>SECTION</p> <p>MACHINE GUN PIT IN SOUTH COMMUNICATION TRENCH SILT SPUR</p> <p>PLAN</p> <p>S. Communication Trench</p> </div> <div style="width: 45%;">  <p>SECTION</p> <p>PIRE PITS in LEDGE TRENCH</p> <p>PLAN</p> <p>Tunnelled Fire Trench</p> <p>24 Sandbags per F.P.</p> <p>Sniping posts only fitted with steel plates</p> </div> </div>	<p>WELL FOR 3RD INF. BDE. CLARKE VALLEY</p> <table border="1"> <thead> <tr> <th colspan="2">Progress measured from surface</th> </tr> </thead> <tbody> <tr><td>+19'</td><td>4' 23.9.15</td></tr> <tr><td></td><td>9'-6" 24.9.15</td></tr> <tr><td></td><td>13'-6" 25.9.15</td></tr> <tr><td>0'-0"</td><td>18'-4" 26.9.15</td></tr> <tr><td>-1'</td><td>22'-10" 27.9.15</td></tr> <tr><td>-9'</td><td>27'-9" 28.9.15</td></tr> <tr><td></td><td>32'-0" 29.9.15</td></tr> <tr><td></td><td>35'-6" 30.9.15</td></tr> <tr><td></td><td>38'-1" 1.10.15</td></tr> <tr><td></td><td>41'-10" 2.10.15</td></tr> <tr><td></td><td>44'-9" 3.10.15</td></tr> <tr><td></td><td>45'-10" 4.10.15</td></tr> <tr><td></td><td>50'-1" 5.10.15</td></tr> <tr><td></td><td>54'-6" 6.10.15</td></tr> <tr><td></td><td>58'-5" 7.10.15</td></tr> <tr><td></td><td>61'-8" 8.10.15</td></tr> <tr><td></td><td>62'-11" 9.10.15</td></tr> <tr><td>-44'-3"</td><td>63'-3" Total</td></tr> </tbody> </table> <p>Clay</p> <p>Gravel wash</p> <p>Soft Sandstone</p>	Progress measured from surface		+19'	4' 23.9.15		9'-6" 24.9.15		13'-6" 25.9.15	0'-0"	18'-4" 26.9.15	-1'	22'-10" 27.9.15	-9'	27'-9" 28.9.15		32'-0" 29.9.15		35'-6" 30.9.15		38'-1" 1.10.15		41'-10" 2.10.15		44'-9" 3.10.15		45'-10" 4.10.15		50'-1" 5.10.15		54'-6" 6.10.15		58'-5" 7.10.15		61'-8" 8.10.15		62'-11" 9.10.15	-44'-3"	63'-3" Total
Progress measured from surface																																										
+19'	4' 23.9.15																																									
	9'-6" 24.9.15																																									
	13'-6" 25.9.15																																									
0'-0"	18'-4" 26.9.15																																									
-1'	22'-10" 27.9.15																																									
-9'	27'-9" 28.9.15																																									
	32'-0" 29.9.15																																									
	35'-6" 30.9.15																																									
	38'-1" 1.10.15																																									
	41'-10" 2.10.15																																									
	44'-9" 3.10.15																																									
	45'-10" 4.10.15																																									
	50'-1" 5.10.15																																									
	54'-6" 6.10.15																																									
	58'-5" 7.10.15																																									
	61'-8" 8.10.15																																									
	62'-11" 9.10.15																																									
-44'-3"	63'-3" Total																																									

WAR DIARY

Army Form C. 2118.

Instructions regarding War Diaries and Intelligence Summaries are contained in F. S. Regs., Part II. and the Staff Manual respectively. Title pages will be prepared in manuscript.

INTELLIGENCE SUMMARY.

(Erase heading not required.)

Place	Date	Hour	Summary of Events and Information	Remarks and references to Appendices
THE CORNFIELD	1-30.9.15		<p>APPENDIX I FIELD WORKS</p> <p>No 2 Section was engaged 1-30.9.15 on works in THE CORNFIELD occupied by the 9th Battalion.</p> <p>Last section of New Fire Trench Q34 was broken thro' and completed within the next few days Bomb Tunnels Q1, Q2 &amp; T6, commenced at end of August, still in progress</p> <p>Oratoranga Drain commenced also grading of all trenches for drainage commenced.</p> <p>Q3 Deviation commenced to replace Tunnel in Q3 which fell in some days previously</p> <p>Q3 Deviation finished</p> <p>Sap Q1 was widened to 4' from Gun Road to Bukka, by stages, as men were available. A good deal of sandbag work was done, from time to time, as it became necessary owing to unstable nature of ground</p> <p>Throughout the month a good deal of work was done by the Battalion without Engineer supervision or advice. These works comprise intermediate communication trenches, Bomb pits immediately in rear of Fire Trench, Trenches for dugouts for Hauling troops.</p> <p><del>_____</del></p> <p><del>_____</del></p> <p><del>_____</del></p>	
	5.9.15			
	14.9.15			
	25.9.15			
	29.9.15			
	Various			



WAR DIARY

Instructions regarding War Diaries and Intelligence Summaries are contained in F. S. Regs., Part II. and the Staff Manual respectively. Title pages will be prepared in manuscript.

INTELLIGENCE SUMMARY

(Erase heading not required.)

Place	Date	Hour	Summary of Events and Information	Remarks and references to Appendices
THE CORNFIELD			<p>APPENDIX I FIELD WORKS</p> <p><u>DETAILS OF NEW TRENCHES IN THE CORNFIELD</u></p> <p>3/4 of spoil from trench thrown onto parados  Spoil</p> <p>SECTION THRO' FIREPIT.  Steel loophole plates  bags arranged to keep steel plates in position</p> <p>TRANSVERSE SECTION THRO' FIREPIT  60 to 80 Sandbags required for each F.P</p> <p>LONGITUDINAL SECTION  Showing method of working 2 men on face in driving open trench</p> <p>GENERAL TYPE PLAN OF NEW FIRE TRENCH</p> <p>One man works on this face</p> <p>One man on this face</p>	

WAR DIARY

Army Form C. 2118.

Instructions regarding War Diaries and Intelligence Summaries are contained in F. S. Regs., Part II, and the Staff Manual respectively. Title pages will be prepared in manuscript.

INTELLIGENCE SUMMARY.

(Erase heading not required.)

Place	Date	Hour	Summary of Events and Information	Remarks and references to Appendices
RYRIE'S & CHATHAM'S POSTS	1st to 30th Sept		<p><b>APPENDIX I FIELD WORKS</b></p> <p>No 3 Section was employed from 1-30.9.15 inclusive in works for the 2nd Light Horse Brigade at RYRIE'S POST &amp; CHATHAM'S POST occupied by the 7th and 6th, and 5th L. H. Regiments.</p> <p>1.9.15 Chatham Tunnel being widened &amp; improved. Countermining gallery systems R5 R6 R7 R8 in progress</p> <p>4.9.15 Tunnel R9 commenced.</p> <p>7.9.15 Branch 50'0" from mouth of Chatham Tunnel commenced - suspended at 40'</p> <p>18.9.15 Countermines exploded at ends of R6 &amp; R7 RYRIE'S POST. The charges were in R6 30 1/2 lb &amp; in R7 47 1/2 lb Ammonal. Charges fired Electrically. Tamping as sketched</p> <p>15.9.15 Tunnel R10b commenced.</p> <p>23.9.15 6th L.H. Regt deepening firing line trenches.</p> <p>24.9.15 Drives commenced to join R9 with R10b Poppy Valley drain &amp; grading of trenches commenced for drainage</p> <p>27.9.15 0715 The enemy fired a mine about halfway between tunnels R6 &amp; R7 (see entry in diary under this date)</p> <p><b>DETAIL OF INTERSECTION OF DRAIN WITH COMMUN. TRENCH</b></p> <p>Longitudinal section of Comm. Tr.</p> <p>Transverse Section of C.T.</p> <p>Grade of Filling 1/40</p> <p>bottom of Drain</p> <p>C.T. Filled in.</p> <p>Sandbags</p> <p>Drain</p> <p>Charge</p> <p>Mine Sap</p> <p>3' x 3' x 8' x 3' x 12' x</p> <p>Air cushions</p> <p>POPPIY VALLEY DRAIN</p> <p>TYPE SECTION POPPIY VALLEY DRAIN</p> <p>Batter 1/2</p> <p>POPPIY VALLEY DRAIN 2'-6"</p>	

WAR DIARY

Army Form C. 2118.

Instructions regarding War Diaries and Intelligence Summaries are contained in F. S. Regs., Part II. and the Staff Manual respectively. Title pages will be prepared in manuscript.

INTELLIGENCE SUMMARY.

(Erase heading not required.)

Place	Date	Hour	Summary of Events and Information	Remarks and references to Appendices
LEANE'S TRENCH			<p>APPENDIX I FIELD WORKS</p> <p>No 4 Section was employed 1-30.9.15 inclusive at LEANE'S POST occupied by 4th Light Horse Regiment</p> <p>During the month the existing L tunnels were continued further &amp; improved &amp; drainage tunnels were driven off L3 &amp; L4.</p> <p>L4 drainage now broke thro' into Gully</p> <p>T5 tunnel being enlarged</p> <p>30'0" run of trench deepened at South end. Loopholes repaired 12-18.9.15</p> <p>Revetting of walls of T2 commenced &amp; continued for 4 days</p> <p>L4 broken thro' to L3</p> <p>F. Ps being cut in L34 <del>to</del> system <span style="float: right;">Temporary</span></p> <p>Timbering overpassing L1</p> <p>Drainage of tunnels &amp; cutting of F. Ps in L34 systems.</p>	
	3.9.15			
	9.9.15			
	12.9.15.			
	15.9.15			
	18.9.15			
	19.9.15			
	22.9.15			
	25.9			
	30.9.15			

WAR DIARY

Army Form C. 2118.

Instructions regarding War Diaries and Intelligence Summaries are contained in F. S. Regs., Part II. and the Staff Manual respectively. Title pages will be prepared in manuscript.

~~INTELLIGENCE SUMMARY.~~

(Erase heading not required.)

Place	Date	Hour	Summary of Events and Information	Remarks and references to Appendices
TAPPERS POST ANZAC.	SEPT. 1915		<p>APPENDIX I FIELD WORKS Headquarters work.</p> <p>Five surveyors were employed in measuring up &amp; surveying works. On 23.9.15 Lawrence was sent to assist the 5th Field Coy. with its survey work.</p> <p>During the month checks surveys <sup>were made</sup> of all work shown on existing plans and a good deal of detail was filled in. The whole of the old workings back to the Gun Road, of which no previous survey had been made, were also surveyed.</p> <p>An approximate survey of the Turkish trenches was also made by sextant &amp; compass triangulation.</p> <p>Existing plans of the 3rd Infantry Brigade &amp; 2nd Light Horse Brigade areas were corrected &amp; new survey work plotted. Tracings of each Brigade area were made.</p> <p>New copies were prepared of 50 70 to the inch Right Flank plan with new work to our own &amp; the Turkish trenches shown &amp; Gallipoli squares marked.</p> <p>Plans for the drainage of all trenches were prepared. The greater part of the levelling for this work was done with the pendulum optical clinometer and all suns closed with a maximum error of 5" in 500'.</p> <p>Plans were made for roads leading from the Gun Road to the firing line of each unit in the Company's area, to provide improved communication for the winter.</p> <p>The work, <sup>of the Company office</sup> was greatly hampered by lack of drawing materials. Plans had to be made on all kinds of odd papers. The only method of reproducing was to transfer with carbon paper, excepting in the case of one piece of tracing cloth sent by Major CLOGSTOUN a great deal of information in the Company's hands could be made available to Battalion &amp; Company officers if we had a blue printer or other reproducing outfit.</p>	

WAR DIARY

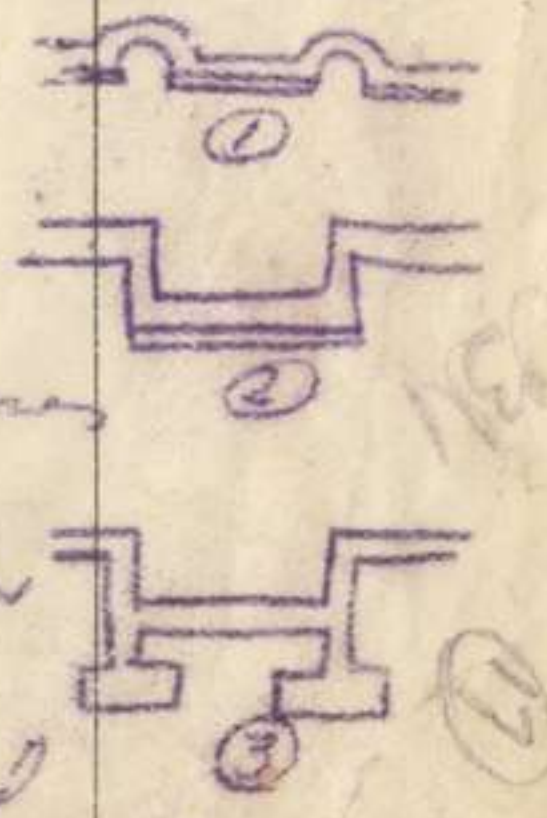
Army Form C. 2118.

Instructions regarding War Diaries and Intelligence Summaries are contained in F. S. Regs., Part I and the Staff Manual respectively. Title page will be prepared in manuscript.

INTELLIGENCE SUMMARY.

(Erase heading not required.)

Place	Date	Hour	Summary of Events and Information	Remarks and references to Appendices
			<p><u>APPENDIX I FIELD WORKS</u>      <u>Headquarters.</u></p> <p><i>NOTE:</i> One aeroplane photographs of the trenches the order of invisibility of the different types of trenches in use by ourselves &amp; the enemy is somewhat as follows:</p> <p><u>CONCEALED TRENCHES</u>  The irregular line of firepits opening out of tunnel and having low sandbag parapets as at SILT SPUR and also concealed firing line is almost impossible to pick out.  Fire pits opening out of tunnel in a straight line, with sand bag parapets four or five bags high, as at <sup>PT. 10</sup> <sup>BYRIES POST</sup> are fairly easy to locate, tho' much less evident than open trenches.  It is difficult to trace the exact designs of the Turkish trenches which are provided with overhead covers as at LONE PINE.  The Turks place their communication trenches in gullies &amp; watercourses whenever possible - these are very difficult to trace.</p> <p><u>OPEN TRENCHES</u>  All types of open trenches show fairly well. The least obvious are those of irregular form without definite design. e.g. the early trenches without traverses dug by us in our Old Firing line.  The Turkish trenches with small traverses every 20' or 30' and their older type of trench with equal square traverses, show up very plainly.  The easiest trenches to pick up are our square traversed trenches with firepits having high sandbag parapets e.g. the CORNFIELD</p>	



*Noted in  
app. 1  
A.F.*

MESSAGES AND SIGNALS.

No. of Message.....

<i>W. H. 20</i>	Charges	Pay.	Office Stamp. <i>28/1</i>
	£	s. d.	
Service Instructions.		<i>1100 21473 HW</i>	

Handed in at *AC* Office.....m. Received *1058* m.

TO *3rd Aust Field Coy*

Sender's Number	Day of Month <i>26th</i>	In reply to Number	AAA
-----------------	-----------------------------	--------------------	-----

<i>Two parcels</i>	<i>at</i>	<i>Stores</i>	<i>Transit</i>
<i>Station</i>	<i>send for</i>	<i>at</i>	<i>once</i>

FROM *Stores Transit*

PLACE & TIME *28/1*

*John Buzac*

(24932). M.R.Co.,Ltd. Wt.W9668/1672. 50,000 Pads-1/15. Forms/C.2123.

8<sup>th</sup> Brigade Scheme - 28/8/16.