

AWM4
Australian Imperial Force unit war diaries,
1914-18 War

Engineers

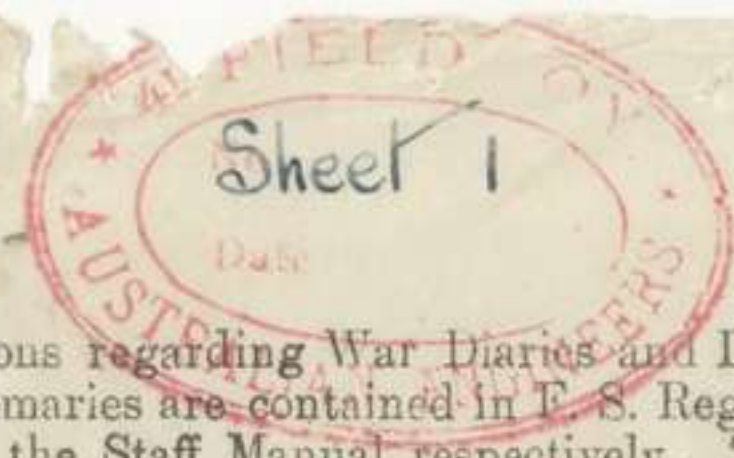
Item number: 14/23/23

Title: 4th Field Company, Australian
Engineers

August 1917



AWM4-14/23/23



CONFIDENTIAL ORIGINAL COPY

4th Field Co., A.E. WAR DIARY

VOLUME 15

1917

Army Form C. 2118.

AUGUST 1917

Instructions regarding War Diaries and Intelligence Summaries are contained in F. S. Regs., Par. II. and the Staff Manual respectively. Title pages will be prepared in manuscript.

INTELLIGENCE SUMMARY.

(Erase heading not required.)

Place	Date	Hour	Summary of Events and Information	Remarks and references to Appendices
In the Field				
AUGUST	1 ST		Company engaged on General Engineering Training, including pontooning, bridging & reconnaissance.	
	TO			
	3 RD		(2 O.R. taken on strength 3/8/17) Battalions trained in rapid wiring (as per attached)	
	4 TH		Moved to T.5 a 20.75. Sheet 28 S.W., horse lines at T.8. Central. One section left for training at Div ^l pontooning School	
	5 TH		Coys. engaged on Wolveringham - Messines Decauville tramline. T.5 b 1.3 to 0.33 c 38. Repairing, draining, improving & extending line, overhauling trucks & trucking material forward	
	6 TH		Same as 5 TH also ballasting line & Party engaged on salvage at Wolveringham area.	6485 Sapper Joyer V.S. Wounded
	7 TH		Same as on the 6 th 4026 bpl. R. H. Hill Killed in action. 7/8/17	
	8 TH		Same as on the 7 th 4058 bpl. G. Seaward & 4031 S/pl. G. E. Bennett. Wounded 8/8/17	
	9 TH		Same as on the 8 th , Line extended to 0 33 b 63. Also 1 Officer & 3 N.B.O's supervising construction of Support line from 0 33 c 38 to U 5 a 37. (Section at school relieved by another)	
	10 TH		Same as on the 9 th . Line extended to 0. 33 b 6.4. S/pl. D. Young, Sappers J. Stanley & W. T. Weinberg. Wounded 10/8/17	
			116 S/pl. H. Greenwood & Sapper A. W. Strong, slightly wounded, remaining with unit. 10/8/17 (2 Reinforcements received)	
	11 TH		Same work on Decauville line as on 10 th . Also building & fitting R. Aid Post. at N. 36 d 70.	
			Sapper. S. M. Williams. Killed in action. 11/8/17.	
	12 TH		Same as on the 11 th only trucking party working from 0 31. c 3 & 0 32. d. 28 to Blannen-molen Dump.	
	13 TH		Same as on the 12 th . Also party clearing track for line from 0 33 b 6.3. to 0 34 Central & 1 Officer & 4 O.R. experimenting with Mono-Rail.	

Reference plans
Wyttschaete & Messines: 1:20,000



4th Field Co., A.E.

WAR DIARY

1917
Army Form C. 2118.

Instructions regarding War Diaries and Intelligence Summaries are contained in F. S. Regs., Par. II. and the Staff Manual respectively. Title pages will be prepared in manuscript.

or
~~INTELLIGENCE SUMMARY~~

(Erase heading not required.)

AUGUST 1917

Place	Date	Hour	Summary of Events and Information	Remarks and references to Appendices
In the Field	AUGUST	14 TH	Draining, improving & ballasting tramline, overhauling trucks & patrolling line. Making R.A.P. at N 36 d 70 and experimenting with How-Rail. No night parties owing to change-over.	
		15 TH	Draining improving & ballasting line & overhauling trucks. Work held up owing to offensive operations	
		16 TH	Draining improving & ballasting line, overhauling trucks, patrolling line & trucking material forward from O 31. C. 18 to O 32. d 2.8 to Blauwen-molen Dump O. 33. C. 2.8. Also supervision of construction of Support line. (One man taken on strength)	
		17 TH	Same as on the 16/8/17. Also party on salvage at WULVERGHEM	
		18 th	Same as on 17/8/17 No 86 L.Cpl Greenwood & Spr Foster wounded	
		19 th	" " " 18/8/17	
		20	Draining improving & ballasting Wulverghem-Messines tramline. Salvaging trucks tools & corrugated iron & carting same to dump. Making gasproof doors	
		21	Draining improving & ballasting line, extending line forward, patrolling & sleeping line, supervising construction Support line. Trucking stores forward	Construction of R.A.P.
		22	Same as 21 st	
		23	Same as 21 st , completed extension of tramline forward	
		24 th	and commenced clearing track for new tramline from T 5 C 1.6 to T 5 d 1.6	



4th Field Co., A.E.

WAR DIARY

August 1917

Army Form C. 2118.

1917

Instructions regarding War Diaries and Intelligence Summaries are contained in F. S. Regs., Par. II. and the Staff Manual respectively. Title pages will be prepared in manuscript.

INTELLIGENCE SUMMARY.

(Erase heading not required.)

Place	Date	Hour	Summary of Events and Information	Remarks and references to Appendices
In the Field	Aug 25		Draining & ballasting WULVERGHEM-MESSINES tramline, patrolling same and sleeping line. Laid & ballasted 75 yards of new tramline	
	"		Repairing trucks. Trucking material forward from R.A.P dump. Salvaging Stores.	
	"		Constructing R.A.P at 032666. Supervision of support line. (3 reinforcements reported)	
	26		Same as on the 25th Sapper. G. Nolan Wounded.	
	27		Patrolling line. Extending & ballasting new line. Completed R.A.P. Supervising construction of Stannys C.T	
	28		Draining, ballasting & patrolling line. Extending new line. & draining. NEUVE-ÉGLISE - MESSINES Road	
	29		Boy moved from T.5 220.75 to billets at T.8. Central. Sheet 28 S.W.	
	30		Bathing parade & inspection & re-equipping Company.	
	31		Company inspection & resting.	

W. J. Kelly Major
A.C.

4th Field Co., A.E.

194

SCHEDULE FOR RAPID WIRING

The object is to produce a double apron ~~Form~~ thickened by a line of Concertina ~~wire~~

By this method all stores are used exactly as issued, no preparation, such as cutting lengths of wire, being necessary.

The details of the drill shown are not fixed but can be varied between ^{wide} limits to suit existing conditions.

The material required to make 40 yards of entanglement is :-

- 10 coils of barbed wire
- 2 " " Concertina wire (French wire)
- 24 short screw pickets
- 11 long screw pickets

Tools required:-

- 10 sticks for screwing in pickets (e.g. handle of entrenching-tool) These can also be used for unrolling coils of barbed wire.
- 4 pairs wire cutters

Party:-

- 1 N.C.O. and 10 men. The party is divided into 5 groups of 2 men each, called A, B, C, D and E groups

1st Step:- The N.C.O. and each man takes a long screw picket and extending to 4 yards interval screws them in on line indicated by N.C.O. (this is the centre line of the entanglement). The N.C.O. screws in a short picket to act as anchor picket three yards from and in the same line as the other pickets.

(see Fig. 1) Long pickets shown ○
Short " " ○

2nd Step:- "A" group takes French wire and places it over the long pickets stretching it evenly (2 coils will be required)
"B" group screws in short pickets on out side (enemy side) three yards from long pickets and opposite them.
"C" group screw in short pickets on in side similarly to above
(See Fig. 2)

3rd. Step "D" group Fix stay wire on out side commencing at end short picket,
"E" group fix stay wires on inside commencing at end long picket.

4th. step See Fig 4

- "A" group Put top longitudinal wire along outside
- "B" group Put centre longitudinal wire along outside
- "C" group Put top longitudinal wire along inside
- "D" group Put bottom longitudinal wire along outside
- "E" group Put middle longitudinal wire along inside

N.B. All wires are twisted together where they cross.

N.C.O. carries out 1 Short picket
142 " " 11 Long "
344 " " } 23 short "
546 " " }
748 " " 2 Coils French wire
9410 " " 2 " barbed wire

Then take first step

Then 3 to 10 return for barbed wire

142 Takes 2nd step
& remainder follow

To extend wire to 80 yds
142 carry up 10 L pickets
& erect.
344 " " 20 Spickets
546 " " & erect.
142 " up 2 Coils French
wire & erect.
748 use 2 coils of barbed
9410 wire previously brought
up & continue stay wires

Fig 1

Men Working
Whole Party

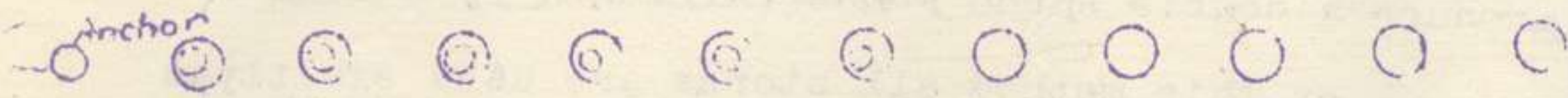


Fig 2


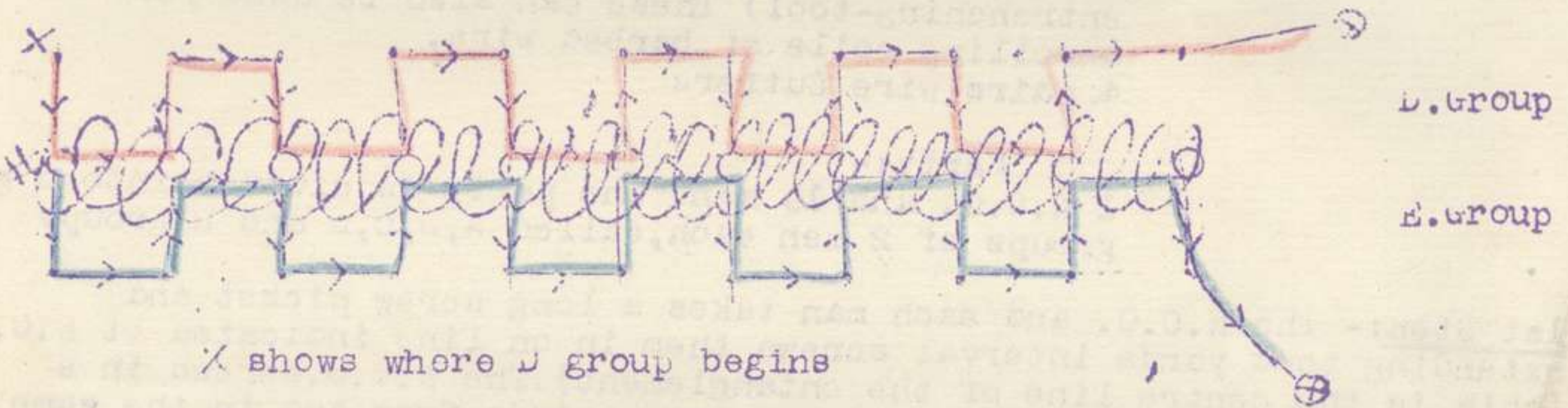


Fig 3



X shows where D group begins

* shows where E group begins

Each Party keeps on their own side of their line

Fig 4

