

AWM4


**Australian Imperial Force unit war diaries,
1914-18 War**

Engineers

Item number: 14/21/28

Title: 2nd Field Company, Australian
Engineers

April 1917



AWM4-14/21/28

7.

Instructions regarding War Diaries and Intelligence Summaries are contained in F. S. Regs., Part II. and the Staff Manual respectively. Title pages will be prepared in manuscript.

WAR DIARY OR INTELLIGENCE SUMMARY.

(Erase heading not required.)

2ND
AUSTRALIAN
FIELD COMPANY.
No.....
Date.....

Army Form C. 2118.

403

Place	Date	Hour	No. 1.	Summary of Events and Information	Remarks and references to Appendices
IN THE FIELD	1.4.17.			<p>Location of company. At 57^c H. C. O. 4. near BAPAUME. MAJOR MATHER LIEUTS BARBET COLLINS and KNIGHT. H Qrs.</p> <p>Nos. 2 and 3 Sections</p> <p>at BANCOURT. Transport. i.e. 1 G.S. Wagon 2 Pontons 2 Toolcarts 2 R.E. Ladders portion of Homes & Driven</p> <p>at FRICOURT FARM, FRICOURT. Lieut. REID + DILWORTH Nos 1 + 4 sections.</p> <p>at FRICOURT CIRCUS. Lieut DARBYSHIRE, remainder of Officers and horses + transport.</p> <p>at Furloughs Lieut CONNINGHAM.</p> <p>at CORP YARD Eight sappers.</p> <p>at pumps in Corp area. Four sappers.</p> <p>at Div. Head Qrs. Three sappers.</p>	
BAPAUME				<p>Nos 1 and 4 sections are dismantling huts, cook houses etc. at old DIV. H. Q. at FRICOURT + loading the material on to transport of 1st FIELD Co. who are carting to LE SARRS. At LE SARRS material is transferred to transport of this unit and brought on to new DIV. H. Q. site at H 34 B Central near BAPAUME, where Nos 2 + 3 sections are excavating site on side of bank for erection of huts brought from FRICOURT, also erecting camouflage over all work to screen it from observation.</p> <p>Weather Cold Heavy fall of snow during afternoon.</p>	
FRICOURT.	2.4.17.			<p>Under instructions from C.R.E. 1st Aust. Div, the work of erecting huts for DIV. H. Q. was handed over to 3rd FIELD Co and 1st PIONEER BATTN.</p> <p>At 10.00 Portion of boy. located at 57^c H. C. O. 4 moved to FREMICOURT arriving there about 11.00. + camped in FREMICOURT. at I 29 a 0.8. Some of the partly demolished buildings were cleaned out + tarpaulin huts were erected + occupied by this company. Three N.C.O's sent to Divisional Cadet School for Officers.</p> <p>08.30. No 1 + 4 Sections employed dismantling huts etc + loading material on to transport.</p> <p>17.00. Weather Fine and cold.</p>	

1

WAR DIARY

or

INTELLIGENCE SUMMARY.

(Erase heading not required.)

2ND
AUSTRALIAN
FIELD COMPANY.

Army Form C. 2118.

403

Instructions regarding War Diaries and Intelligence Summaries are contained in F. S. Regs., Part II. and the Staff Manual respectively. Title pages will be prepared in manuscript.

No.
Date

Place	Date	Hour	Summary of Events and Information	Remarks and references to Appendices
FREMICOURT. FRICOURT.	3.4.17.	08.30 17.00	<p style="text-align: center;">No 2.</p> <p>Nos. 2 and 3 sections erecting tarpaulin huts and cleaning out and repairing partly destroyed buildings so that same may be used as billets.</p> <p>Nos. 1 & 4 sections dismantling huts & loading transport.</p> <p>Transport carting hutting material from LE SGRS to DIV H.Qs.</p>	Weather Wet. <i>JM</i>
FREMICOURT.	4.4.17.	08.30 17.00	Sappers employed salvaging material in BEUGNY and FREMICOURT and loading material on to transport which is carting material to DELSQUX FARM. at I 28 A Central, where a party is employed erecting tarpaulin huts, repairing stables & offices, laying and making duck board tracks at BDE. H.Q. (1st Bde).	<i>JM</i>
FRICOURT.	4.4.17. 5.4.17.		Dismantling huts & loading transport.	<i>JM</i> Light falls of snow.
FREMICOURT.	5.4.17.		<p>Marking out site for Brigade Head Quarters at I. II. A. 04. (3rd Bde)</p> <p>At Water point preliminary preparations are being made only. Two sappers employed running engine.</p> <p>Salved material for & erected tarpaulin huts, also stable accommodation made in partly destroyed buildings.</p> <p>At BEUGNY. material being salvaged for & tarpaulin huts, look houses & latrines erected at DELSQUX FARM.</p> <p>Lieut BARBAT. on reconnaissance. - Inspected buildings & cellars alleged to be mined. Several charges removed but all were incomplete owing apparently, to the hasty withdrawal of the enemy. Weather Fine.</p>	<i>JM</i>
FRICOURT	6.4.17.		<p>Lieut. KNIGHT. to be reconnaissance officers & reconnoitre all wells, roads, dugouts etc. in Brigade area.</p> <p>At Water point stand for supporting casks for filling dices & water bottles, has been erected.</p> <p>At BEUGNY:- Excavation for dugouts for 3rd Bde H.Q. at I. II. A. 04 proceeding. Camouflage erected on works.</p> <p>cleaning main BAPRUM/E road & filling in crater opposite church.</p> <p>Salvaging & transporting material to salvage dump.</p> <p>Dismantling huts etc & loading transport.</p>	<i>JM</i> Weather. Light Falls of Snow.

WAR DIARY

or

INTELLIGENCE SUMMARY.

(Erase heading not required.)

2ND
AUSTRALIAN
FIELD COMPANY.

Army Form C. 2118.

403

Instructions regarding War Diaries and Intelligence Summaries are contained in F. S. Regs., Part II. and the Staff Manual respectively. Title pages will be prepared in manuscript.

Place	Date	Hour	Summary of Events and Information	Remarks and references to Appendices
			<i>N^o 3</i>	
FREMICOURT BANCOURT.	6 4 17.	1300 09.30.	<i>N^o 3. Section moved to BEUGNY and constructed occupied billets. (for work on 3rd Bde Hqs). Transport moved to FREMICOURT.</i>	<i>JM</i>
FREMICOURT FRICOURT.	7 4 17.	08 30 17 00.	<i>Salvaging material for use at Water Point. Making & laying duckwalks in Coy. camp. Excavating dugouts at Bde H.Q. (3rd Bde) I. H. A. Q. Dismantling huts etc.</i>	<i>JM</i>
FREMICOURT BEUGNY. FRICOURT.	8 4 17.	08 30 17 00. 09.00 09.00. 17 01.	<i>Sappers employed clearing debris away from Water point, clearing approach to Water point and cleaning & repairing BAPAUME - CAMBRAI road. Parties employed Excavating site for Bde H.Q. & camouflaging same. Making frames for dugouts. Cutting latrine seats, making mud scrapers and salvaging material. Transport carting material for water point from BEAUVENCOURT. No. 1 section proceeded to FREMICOURT & joined up Coy H.Q. at 1400. " 4 dismantling huts etc.</i>	<i>JM</i> <i>Weather fine.</i>
" FREMICOURT. BEUGNY.	9 4 17.		<i>N^o 4 Section dismantling huts etc. Loaded waggons. Erecting & placing horse troughing into position, erecting stands for tanks, and connecting 4" piping to water tanks at Water point. Clearing mud from & scraping & repairing main BAPAUME road. Converting farming implement into road scraper. Salvaging material & carting same to dump. At Bde H.Q. excavations for dugouts completed & site now temporarily camouflaged. Frames for dugout & bearers for duckwalks made.</i>	<i>JM</i> <i>Weather fine.</i>

WAR DIARY

or

INTELLIGENCE SUMMARY.

(Erase heading not required.)

2ND AUSTRALIAN FIELD COMPANY.
 No.
 Date

Army Form C. 2118.

403

Instructions regarding War Diaries and Intelligence Summaries are contained in F. S. Regs., Part II. and the Staff Manual respectively. Title pages will be prepared in manuscript.

Place	Date	Hour	No. H.	Summary of Events and Information	Remarks and references to Appendices
FREMICOURT.	10. 4. 17.	0880		Sappers on following works. Erecting horse troughs & paving with bricks approaches to water point. Reformed & resurfaced road thus enabling vehicles to fall at point. Tanks connected up with piping. & piping run from Elisei pump worked by engine to tanks & casks. Tank repaired & erected. cleaning draining & repairing main BAPAUME road.	
BEUGNY.		1900.		At Bde H.Q. dugouts are being erected also latrines. Duck walks laid, dugouts frame & bunks made at BEUGNY party cleared away debris & salvaged tanks for erection at Water point FREMICOURT to which place it was carted during morning. Weather. Snow fell.	
FRICOURT.	9. 4. 17 to 11. 4. 17.			Dismantling huts etc. & loading material on to transport.	
FREMICOURT.	11. 4. 17.			At Water point improvements are being continued. An underground ^{tank} capable of holding 1,000 gallons was cleaned out & connected with pipes; this is to be filled for reserve water supply. Material salvaged & transported to dumps. Transport carting material for road repair.	
BEUGNY.	-			Lieut DILWORTH explored dugouts reported to be mined & extracted charges, up to sixty pounds of "perdit". Lieut CUNNINGHAM returned from furlough. On the evening of the 10 th the enemy shelled Coy's billets killing No 10944 Saps STUCKEY, whilst two others were injured by the debris one man had to be evacuated. The section left their billets and returned to FREMICOURT reaching there late on the night of 10 th . Snow fell during day.	
FRICOURT.	12. 4. 17 to 13. 4. 17.			Dismantling huts etc., Loading material on to transport.	

WAR DIARY

or

INTELLIGENCE SUMMARY.

(Erase heading not required.)

2ND AUSTRALIAN FIELD COMPANY.
No.
Date

Army Form C. 2118.

403

Instructions regarding War Diaries and Intelligence Summaries are contained in F. S. Regs., Part II, and the Staff Manual respectively. Title pages will be prepared in manuscript.

Place	Date	Hour	Summary of Events and Information	Remarks and references to Appendices
FREMICOURT.	12.4.17.		<p style="text-align: center;">No 5.</p> <p>At Water point 2" piping and 4" piping connected up. Forming road near point. Filled in crater opposite church. At Coys billets trench boards were made & laid at Bde H.Q. I. H. C. O. H. dugouts are nearing completion; bunks tables & forms made & erected. At BEUGNY material is being salvaged & transported to dumps there. Four G.S. waggons were drawn from DIV. TRAIN & are to be used carting material for road repairs being effected by 1st PIONEER BATTN, this unit supplying drivers & horses. MAJOR MATHER and LIEUT V.P. BARBAT, surveyed, and selected sites for forward reserve line from LAGNICOURT to LOUVERVAL and pegged out strong points 1+2. 4. 6-12. Weather cold & showery.</p>	
"	13.4.17.		<p>Improvements to water point and railing erected round casks. Road cleaned & repaired. Material salvaged & carted to dump. Bde H.Q. completed. Pontoons picked up at ALBERT and parked at R.E. DUMP near BEUGNY. Waggons carting material for road repair. Weather Cold & wet.</p>	
	14.4.17.		<p>Sappers employed on works as per yesterday's program. also Sappers employed salving material for & making 600 yards of camouflage (wire). Major MATHER and LIEUT CUNNINGHAM selected site for, surveyed & pegged out posts Nos. 1 to 6, in right of Brigade area, for rear reserve line BEAUMETZ - MORCHIES. Arrangements were made with 9th INF. BATTN. for parties to work under sapper supervision & assistance. Work was commenced at 19.00 and parties were also sent from 4th and 12th FIELD COYS to assist on works. All works executed were covered with camouflage made during earlier part of the day. Weather Fine.</p>	

Instructions regarding War Diaries and Intelligence Summaries are contained in F. S. Regs., Part II. and the Staff Manual respectively. Title pages will be prepared in manuscript.

WAR DIARY
or
INTELLIGENCE SUMMARY.

(Erase heading not required.)

2ND
AUSTRALIAN
FIELD COMPANY.

Army Form C. 2118.

403

No.
Date

Place	Date	Hour	Summary of Events and Information	Remarks and references to Appendices
FREMNICOURT	15 4 17		<p style="text-align: center;">No 6.</p> <p>At Water point. stand + tank erected, also Railing + troughing. Cover erected over belt + pulley of Engine. Quantity of wire + straw salvaged + used for making camouflage. Parties employed on road repair. Transport carting material for road repair.</p> <p>On the left of Brigade area the rear reserve line of Strong Points Nos 7 to 11 were sited + pegged out. Acting under instructions from C.R.E. this Coy. was withdrawn from all works on the rear reserve line + same were handed over to 4th DIV. ENGRS. at present in reserve.</p> <p>On interviewing GENL. BENNETT of the 3rd BDE Maj. MATHER was asked to prepare a scheme for the defence of LAGNICOURT. as it was expected for the enemy to make an attack upon that area. Parties were to be supplied for the work from the 9th BATTN. which was defending the village.</p> <p>19.00 Under Lieut BARBAT a party of 30 sappers proceeded to LAGNICOURT. where the officer proceeded to select + peg out sites for strong points. The following works were carried out. Strong point at C.23. b. 3.9. Five bays each 15'. Completed 100%. C.23. b. 5.9. four bays each 15'. Completed 4' deep. C.17 d 7.15 Four bays each 15'. 2 bays completed 2 bays 3'6" deep. C.18. c 8.0 four bays each 15' 2 bays completed 2 bays 3'6" deep. C.24 b 4.6. Four bays each 15'. completed. (see plan attached).</p> <p>Weather Dull and cold.</p>	<p>See map attached.</p> <p>Defence of Lagnicourt.</p>
FRICOURT	14 4 17 to 15 4 17		<p>Dismantling huts etc. + loading hutting material on transport.</p>	

WAR DIARY

or

INTELLIGENCE SUMMARY.

(Erase heading not required.)

2ND
AUSTRALIAN
FIELD COMPANY.

Army Form C. 2118.

Instructions regarding War Diaries and Intelligence Summaries are contained in F. S. Regs., Part II, and the Staff Manual respectively. Title pages will be prepared in manuscript.

No.
Date

403

Place	Date	Hour	Summary of Events and Information	Remarks and references to Appendices
FREMICOURT	16.4.17.	06.00. 09.00 17.00.	<p>N^o 7.</p> <p>Lieut BARBAT and party returned to billets from work at LAGNICOURT. 2nd Bde relieved 3rd Bde this day.</p> <p>Water point now completed. Two sappers left running plant.</p> <p>Sappers on salvaging material for + making camouflage to cover "strong points."</p> <p>Transport carting wire from DIV. R.E. DUMP to BDE dump near MORCHIES + carting material for road repair.</p> <p>Weather Dull + cold.</p>	
FREMICOURT.	17.4.17.	09.00 17.00.	<p>The following works were carried out during the day - Salvaging material for + making camouflage.</p> <p>Total made to date. 2000 yards ^{linear, by 3 ft wide} (which is carted to S. P. in rear reserve line nightly) Erecting huts for 8th Brigade H.Q. + 3rd Field Ambulance. Printing signs for 3rd Bde. H.Q. Overhauling tool carts + sharpening tools. Making cross for Sappers Grave. Cutting down trees which might probably be enemy ranging marks.</p> <p>Weather Cold + windy.</p>	
— " —	18.4.17	09.00 17.00.	<p>Loading wire on to transport + carting same to Bde Dump.</p> <p>Salvaging material + carting same to dump. Making wire camouflage + repairing billets.</p> <p>Transport carting material for road repair.</p> <p>Weather Cold + showery.</p>	
FRICOURT.	19.4.17	09.00.	<p>No 4 sections + portion of transport camped at FRICOURT CIRCUS moved out of billets + proceeded via CONTALMAISON + POZIERES, arriving at FREMICOURT about 14.30.</p>	
FREMICOURT.		13.00	<p>No 1 + 3 sections moved out of huts + proceeded to cross roads near LAGNICOURT. C.29 a 4.2. arriving there about 15.00. Shelters were made in bank of sunken road + part of BATTN. H.Q. were used as billets. No. 4 + Drivers occupied vacated billets.</p> <p>Sappers remaining in camp salvaging material + making camouflage.</p> <p>Transport carting material for road repair.</p>	

WAR DIARY

or

INTELLIGENCE SUMMARY.

(Erase heading not required.)

2ND
AUSTRALIAN
FIELD COMPANY.

Army Form C. 2118.

403

Instructions regarding War Diaries and Intelligence Summaries are contained in F. S. Regs., Part II. and the Staff Manual respectively. Title pages will be prepared in manuscript.

No.
Date

Place	Date	Hour	Summary of Events and Information	Remarks and references to Appendices
			<i>N^o 8.</i>	
LAGNICOURT.	19 4 17	19 00.	Lieut. COLLINS with N ^o 3 section commenced work on forward posts N ^o 6, 7, 8. Excavating fire trenches and fire stepping. All work being camouflaged with material made at FREMICOURT. Weather fine	<i>JLM</i>
FREMICOURT	20 4 17		Lieut. V.P. BARBAT and one sapper left for England to join Aust Flying Corp. Lieut. J. DARBYSHIRE assumed command of N ^o 2 section. Lieut. KNIGHT and party carried out work of cutting gaps in wire before CORP LINE. Saps have been cut in the front of Strong Points built by this Army & are marked by a piece of white pine on each side of the gap. In the majority of places gaps are commenced by existing Strong Points and wire is placed near opening for replacing if necessary. The work for the day extended from LEFT DIVISIONAL BOUNDARY to BRIGADE BOUNDARY south west of BEUGNY.	Line "BEUGNY-VAULT" <i>JLM</i>
LAGNICOURT.			The excavation of posts Nos. 3, 6, 8, 9, 10. is proceeding work being trimmed off and camouflaged. Weather fine.	<i>JLM</i>
FREMICOURT.	21 4 17.	13.00	Material being salvaged and transport carting R.E stores from Railhead BAPAUME to R.E DUMP. Lieut KNIGHT & party continued wire cutting in RIGHT BDE. AREA. both in first and second line of German wire. Lieut DARBYSHIRE with N ^o 2 section left camp to join Nos 1 & 3 Sections near LAGNICOURT. Owing to BDE H.Q. at I. II. C. 0.4. being taken over by incoming Division, the 2 nd BDE H.Q. found it necessary to occupy dugouts at cross roads (C. 29. a. 2.4) at which place it was intended for No 2 Section to billet. A messenger was sent to intercept the moving section & instruct them to return to billets at FREMICOURT which was reached at 1530.	<i>JLM</i>

WAR DIARY

or

INTELLIGENCE SUMMARY.

(Erase heading not required.)

2ND
AUSTRALIAN
FIELD COMPANY.

No.

Date

Army Form C. 2118.

403

Instructions regarding War Diaries and Intelligence Summaries are contained in F. S. Regs., Part II. and the Staff Manual respectively. Title pages will be prepared in manuscript.

Place	Date	Hour	Summary of Events and Information	Remarks and references to Appendices
FREMICOURT. LAGNICOURT.	21.4.17	21.00	<p style="text-align: center; margin: 0;">No. 9.</p> <p>No. 2 section loaded barbed wire on transport & all proceeded to LAGNICOURT. All available wire was placed in front of STRONG POINTS around the village. Barbed concertina wire & plain wire fastened with barbed wire, was laid out in double rows. Party returned at 0600.</p> <p>No. 1 and 3 Sections supplied technical assistance & supervision to Parties of infantry at work on post Nos 3, 6, 8, 9 & 10 in forward reserve line. Post 8, 9 & 10 have now been excavated & firestepped & only trimming off remains to be executed. Weather Dull & cold. <i>J.M.</i></p>	
LAGNICOURT.	22.4.17	08.30 17.00 22.00	<p>No. 4 section commenced work excavating and building Bde. H.Q. in side of sunken road at C 29 a. 42. & faces 6' x 6' are being excavated.</p> <p>No. 1, 2 and 3 sections at work placing wire entanglements in front of posts & between posts around the village. Barbed concertina and French wire threaded with barbed wire, being placed in double rows. Some of the wire was saved but a large quantity was loaded on pontoon waggons at FREMICOURT. and dumped in LAGNICOURT. Sappers carrying material from dump to site of work. * Weather Fine. * On account of extreme urgency of work. <i>J.M.</i></p>	
LAGNICOURT.	23.4.17	09.00 17.00 22.00	<p>At Bde H.Q. faces are being driven ^{for} & One cupola dugout erected during day.</p> <p>Sections employed on wire entanglements round post on left of forward reserve line & defence of village. Over 1500 yards wire has now been put out by the sappers of this Coy. <i>J.M.</i></p> <p>Work during evening was temporarily suspended owing to the enemy putting over gas shells. During the hours of five & six in the afternoon Dugouts at cross roads were heavily shelled.</p>	

WAR DIARY

or

INTELLIGENCE SUMMARY.

(Erase heading not required.)

2ND AUSTRALIAN FIELD COMPANY.
No.
Date

Army Form C. 2118.

403

Instructions regarding War Diaries and Intelligence Summaries are contained in F. S. Regs., Part II, and the Staff Manual respectively. Title pages will be prepared in manuscript.

Place	Date	Hour	Summary of Events and Information	Remarks and references to Appendices
			No 10.	
FREMICOURT.	23.4.17.		Acting under instructions of C.R.E. all forward works were handed over to relieving unit i.e. 68th FIELD CO ENGRS. 11th DIV. Copy of handing over report attached (appendix I) also plan showing works on hand and completed in BDE. area as per plan attached. Owing to DIVISION on left extending its front posts at C.23. b. 5 g. and C. 23. b. 3 g. are now out of this Brigade area. Weather Showery. <i>J.M.</i>	(Appendix I)
LAGNICOURT.	24.4.17.		At Edge H.Q. three dugouts were erected + tables + bunks made + erected, these were occupied upon completion. Five dugouts are under construction. During the afternoon Nos 1 + 3 sections returned to Company Camp at FREMICOURT. at which place the entire Coy is now assembled. Weather Fine. <i>J.M.</i>	
FREMICOURT.	25.4.17.	09.00 To 17.00.	At Bde H.Q. Nine dugouts have now been completed, lined, tables + bunks erected. Parties are now at work on BEUGNY Line of defence. at No 8 post I 20 a 4.6. + No 9 Post I 20 b Ant. and Post I 21. a. Strong points are being excavated + fire stepped, firing bays made with rear and forward commands + parapets camouflaged with turf. Weather Fine.	
do.	26.4.17.		Company employed on posts in BEUGNY LINE as per yesterday's program. These posts now completed + parapet levelled. Weather Fine.	
do.	27.4.17.		Post at I 20. a 4.6. Firing bays excavated + fire stepped giving forward, rear + flank command. M.G. positions made and work camouflaged. Received instructions from C.R.E for works for defence of FREMICOURT to be put in hand	

A5834 Wt. W4973/M687 750,000 8/16 D. D. & L. Ltd. Forms/C.2118/13.

Instructions regarding War Diaries and Intelligence Summaries are contained in F. S. Regs., Part II and the Staff Manual respectively. Title pages will be prepared in manuscript.

WAR DIARY
or
INTELLIGENCE SUMMARY.

(Erase heading not required.)

2ND
AUSTRALIAN
FIELD COMPANY.

Army Form C. 2118.

403

No.
Date

Place	Date	Hour	Summary of Events and Information	Remarks and references to Appendices
FREMICOURT	27.4.17	09.00 to 17.00	<p><i>Nº 115</i></p> <p>immediately, + parties were at once detailed to work on M.G positions at. I 19. C. 32 I 19. C. 86 to I 19. d. 4. 4. I 20. C. 20. 70% of the emplacements being completed. (Appendix.)</p> <p>Lieut COLLINS proceeded on furlough to England. Company inoculated for para-typhoid. Company paid. Weather fine. <i>J.M.</i></p>	Appendix.
FREMICOURT	28.4.17		<p>Company employed on defence of village. Excavating M.G positions, + camouflaging work + putting out barbed wire entanglements. At BEUGNY line some of the posts were camouflaged. Transport carting wire for entanglements. Weather fine. <i>J.M.</i> proceeded on furlough.</p>	
FREMICOURT	29.4.17		<p>Wire for entanglements salvaged + carted to side. Wire entanglements erected. M.G positions excavated + overhead cover erected. All excavations camouflaged.</p> <p>At Beugny. line of defence being excavated, camouflaged + wired. Weather fine. <i>J.M.</i></p>	
FREMICOURT	30.4.17		<p>Defence of village + M.G positions excavated + overhead cover erected. Wire entanglement put out. BEUGNY line of defence: Excavating strong posts. + putting out wire entanglements.</p> <p>At I 20. a central Divisional Baths located + parties employed erecting two bath heaters; excavated pumps + filled with bricks; dug 60 yards drainage + shelter erected for bath heaters. Water for baths supplied through pipe system from Adhesion bore 100 yards distance from site of baths. Transport employed carting material for construction of baths. <i>J.M.</i></p> <p>Company votes recorded for Australian Commonwealth Elections. 7 Sappers transferred to Mechanics to Royal Flying Corps. England. Weather fine.</p>	

WAR DIARY

or

INTELLIGENCE SUMMARY.

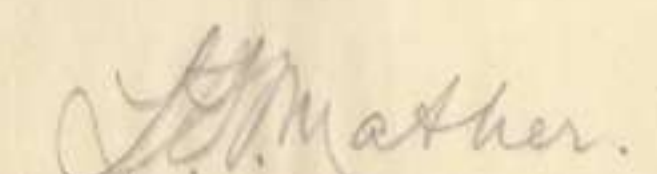
(Erase heading not required.)

2nd
AUSTRALIAN
FIELD COMPANY.
No.....
Date.....

Army Form C. 2118.

403


Instructions regarding War Diaries and Intelligence Summaries are contained in F. S. Regs., Part II. and the Staff Manual respectively. Title pages will be prepared in manuscript.

Place	Date	Hour	Summary of Events and Information	Remarks and references to Appendices
			<p>12:- Strength of company at beginning of month. 8 O. 199 O.R. 69 horses. Casualties to hospital 10 O.R. Killed 1 O.R. Transfers to F.F.C. 1 O. 1 O.R. to R.F.C. as Mechanic 7 O.R. Total. 10. 19. O.R. joined Coy. From hospital 3 O.R. Reinforcements 4 O.R. Transfer from 6th FIELD CO. 1 O.R. Horses. Evacuated. 4. received 2. Present strength of company. - 7 O. 189 O.R. 67 horses.</p>	
			<p>Map references. - All references in diary are from map sheet France 57C.</p>	
			<p>Through the month the following personnel have been detached from Unit:- From 1st of month. 8 O.R. at Angae Corp yard. 4 O.R. at Corp Pumping Station. 1 O.R. at Div. R.E. Yard. 3 O.R. at DIV. H. Q. on surveying & drafting. From 2nd April. 3 NCOs at Divisional Cadet school for Officers. - From 5th of month 2 sappers running pumping plant at water point FREMICOURT.</p>	
			<p style="text-align: right;">  Major O.C. 2nd Field Coy. Engrs. A.I.F. </p>	

Handing Over Report.Left Brigade Area.2nd Field Co. Engrs. A.I.F.

403

1. Front line systems

This consists of a line of outposts & a number of strong points in rear of them. The outpost line consists of a series of short disconnected trenches each 20 to 40 ft. in length and 3 to 5 ft. deep. In the most of them there is a weather proof cover for the garrisons which may vary from one platoon to 1/2 platoons. There is a small amount of wire in front of each picquet post, in most cases consisting of one row German concertina wire, barbed. In some cases a rough single apron fence is constructed of corkscrews and barbed wire. The position of these posts are shown in maps and their general form is thus  Only the deeper ones are firestepped.

Behind these posts are Strong Points whose location is shown, numbered from 1 to 12 on the maps. The general form of these is as shown on attached TYPE PLAN. Of these Nos. 3, 6, 8, 9, 10, 11 are dug, but more work is needed to complete the digging.

Nos 1, 2, 4, 7, are pegged but not dug

No. 5 has yet to be pegged.

Nos 10, 11, 12, are well wired but there is no wire out at the others except No. 6.

Beauchamp - Forchies Line. -

No. 1. Post at S. 8 c. 9. 2. Present state. 100 yds of plain fire trench 4' deep, 3' wide flanks beat back a little. Wire Barbed wire apron erected over one row of plain trench wire; extending over front of work & beat back slightly at flanks.

Recommendations. I Left Flank should be extended back to ditch alongside main road to facilitate communication. II Whole work should be deepened a little, & widened a lot, as the narrow trench would be

completely blocked if a shell were to strike it.

(iii) Wirings should be extended round both flanks further.

No. 2. Post. at J. 8. C. 4. 4. Present State. 50 yds of plain fire trench 3'6" deep. 2'6" wide, with wings bent back. Wire. One row of French concertina wire covering front & slightly bent back, round flanks.

M.G. post on right flank. Recommendations. (i) Good communication to road at rear to be provided (ii) Wire to be thickened by another row of French wire & loose barbed wire. (iii) Whole trench deepened & widened (iv) Position for M.G. should be provided & connected up on right flank.

No. 3. Post. at J. 8. C. 2. 6. Present state: 100 yds of fire trench 4' deep. 2' wide

Flanks turned back to sunken road from right flank. Said communication trench far too narrow & not deep enough. Wire - One line of French wire out
Recommendations 1. Left flank to be turned back further & connected to sunken road by communication trench. (ii) Trench to be deepened and widened. (iii) Wirings to be increased and low wire (trip) to be placed in an excellent hollow which runs parallel to the work about 50 yards in front.

No. 4 Post at J. 7. 6. 0. 7. Present state 100 yds of fire trench 4' deep & 2'6" wide. Wire. 1 row of French concertina over the front of the post. M.G. position on right flank.

Recommendations 1. An extension on the left flank has been made which rather prevents the effective fire from the left wing of the original work. This should be either filled in, or the left flank of the extension should be carried back so as to allow fire to be given up the hill to the left. (ii) Whole work to be deepened & trench widened. (iii) Wire to be improved. (iv) Communications trenches to be run down from sunken road to left flank of this work.

No. 5 Post. J. 1. C. 2. 0. 100 yds fire trench, wings turned back. 4' deep 2'6" wide.

Wire. 1 line of French wire over front of post.

Recommendations 1. Deepen & widen trench (ii) Bend flanks further back on each side.

(iii) More wire. (iv) Communications of some kind. This will be somewhat difficult, as this work is on a forward slope with no sunken road or depression for a long distance to rear of it. But as the post will only be manned during an emergency, this is not of such vital importance, as the men would then be available to dig long communications.

N^o. 6 Post at. I G. d. b. b. 100 yds of fire trench 4' deep 2'6" wide, flanks bent back.

Wire - One row of French wire & few strands of barbed wire across front of post.

Recommendations (i) Flanks of trench to be bent further back on both sides, so as to support neighboring posts better. (ii) Deepen & widen trench

(iii) Increase wiring. (iv) Put in M.G. positions. (v) Dig communication from sunken road at I G p. 8. 7. alongside road, like a drain, towards

N^o. 6 post leaving just the road to be cut through in emergency.

N^o. 7. Post. 1. 5 b. 7. 6. 100 yds. fire trench 4' deep 2'6" wide

Wire - Half the front is covered by one row of French wire

Recommendations - 1. Deepen & widen trench (ii) Increase wire (iii) Make a communication from left flank. to ultimately across the road & establish a post on high ground in rear of crucifix in trees, then communicate to sunken road at 1. 5 p. 6. 6. (iv) M.G. positions

N^o. 8 Post. at. I. 5. d. u. u. 50 yds fire trench 3'6" deep. 2'6" wide Wire Nil.

Recommendations (i) Post badly sited & might well be left out of scheme (ii) If time admits it could be connected to sunken road in rear, & wired so as to form an extra post for immediate defence of Marchies.

N^o. 9 Post. I. 5. c. b. 7 100 yds fire trench 4' deep 2'6" wide

Wire - single row of french wire.

Recommendations. (i) Deepen & widen trench. (ii) Dig communication back from flanks of work to sunken road, which gives excellent cover for garrison. (iii) Complete the wiring of the post. (iv) There is one M.G. position but men are needed.

N^o. 10 Post. I. 5. c. 28. 50. yds fire trench 4' deep. 2'6" wide. Wire & some of Nil. - but some on site.

Recommendations. (i) Widen & deepen trench (ii) complete wiring (iii) but the communications back to sunken road.

No. 11 Post I. 4 d. 8. 8 80 yards fire trench 4' deep. 2' 6" wide

Wire One line of French wire.

Recommendations 1. Extend post by running flanks back to the rear, especially left flank, which should follow along parallel to road on left of work (ii) put in M.G. positions (iii) complete wiring.

Posts for originally for 60 rifles but some are more, others less. Suggested that M.G. position should be selected & established in MARICOURT WOOD (Forward side) to cover a little dead ground in the valley in front.

Accommodation for Brigade, Battalions, Field Coys. etc.,

A good Brigade H.Q. has been built at I. 11 c. 8. 8 & has been found to give the necessary amount of accommodation. It is only a splinter proof.

A temporary Head Quarters is being fixed up at the sunken cross roads at C. 29. a. 4. 2. This is an excellent site for a Bde. H.Q. the banks of the cutting in parts are as much as 20' high above road level. A week's work would suffice to make a splendid H.Q.s.

Wells.

Well at I 5 d. 3. 0. Water at 60'. + 6' to 8' deep. Windlass on site

Pond at I 11 b. 3. 9. May be used as water point for animals

Well at I 5 d 8. 3. Water at 50'. Depth 8'. Windlass & good order. Power pump could be used here.

Well at I 5. d. 9. 1. Water at 65'. Depth 15'. Windlass fitted & in good order Power pump could be used.

Well at I 22. a. 2. 5. Geugny Water at 90'. Depth 15'. Windlass in good order Power pump could be installed.

Well at I 23 d 8⁵ 8. Lagnicourt. Water at 60' Depth. approx. 8' of good water

Well at I 25 b. 5. 8 Jremicourt. Water point chain-slice pump. Tanks constructed

Bridges. Nil —

Defended Localities —

Lagnicourt.

This village is defended by a set of strong points shown on map as No 9. 10. 11. 12. & another at C 23 b. 5. 8. The posts are also as per type plans attached, there is a belt of two rows of French concertina wire & barbed concertina wire extending right across the front of Lagnicourt, (at lineal front 1300 yds.) with gaps between posts for our troops to get out to the forward line & back. There is also a MG position in a small trench at C. 18 c. 1. 2.

Louverval

This village's chief defenses consist of rifle recesses cut into sides of the sunken roads at J 4. a. 5. 9. & J 4. b. 2. 2. Also a good bank with some shelters & rifle recesses exist at J 10. a. 9. 9. Strong posts are sited at J 5. a. 3. 1., J 4. b. 4. 6. D. 28. c. 6. 2. and J. 3. b. 2. 2. which will cover Louverval. Of these Nos 3 & 4 are partially completed but Nos 1 & 2 are only marked out. There is no wire in front of village except on outpost line.

Morechies.

This village is defended by strong posts Nos 5. 6. 7. 8. 9. shown on map. All these posts are dug to an average depth of 3' 6" & all except No 8 are wired with a single row of French wire. In addition to these strong points there are excellent sunken roads across the front of the village & also running out from the centre of the village to the flanks, which makes a perfect natural defense.

Miscellaneous.

Bde. Area dumps is situated at I 17. d. 5. 5. It consists of sandbags barbed & French wire, cork screens, & corrugated iron. The demand for

material has been greater than the supply so that the dump is practically empty.

A small salvage dump was formed by 2nd Field Co. A.E. in Belgium at I 16. c. 7.0. Almost the whole material salvaged has been used + a great deal of material used at Bde. H.Q. at I 11. c. 8.8.

Material is obtainable from ruined villages.

J. Mather

.....Major
O.C. 2nd Field Coy. Engrs. A.I.F.

2nd Field Co. Engrs. A.I.F.Salvage Report.

The following material was practically absorbed on works:-
 Building of dugouts, tarpaulin huts, water point, Edge H. Qrs.
 and strong points... during the beginning of the month of
 April 1917.

Wire, barbed.	coils.	50.
corrugated. Iron sheet.		290.
bufoia sections		8.
Wire netting.	coils.	Quantity*
" "	German. coils	24.
Flooring sections		19.
Duckboards.		122.
Bushmanwood.	bds.	13.
Ladders.	12.	2.
Malthead	rolls.	2.
7/8" Bar iron		400'
Tables.		2.
Tanks.		2.
Timber scantling.		3:500'
Flooring	6"x1"	1.500'
	3"x3"	1.300'
	4"x3"	200'

* also a large quantity of straw which was used in making approx. 2:500 yards of wire camouflage.

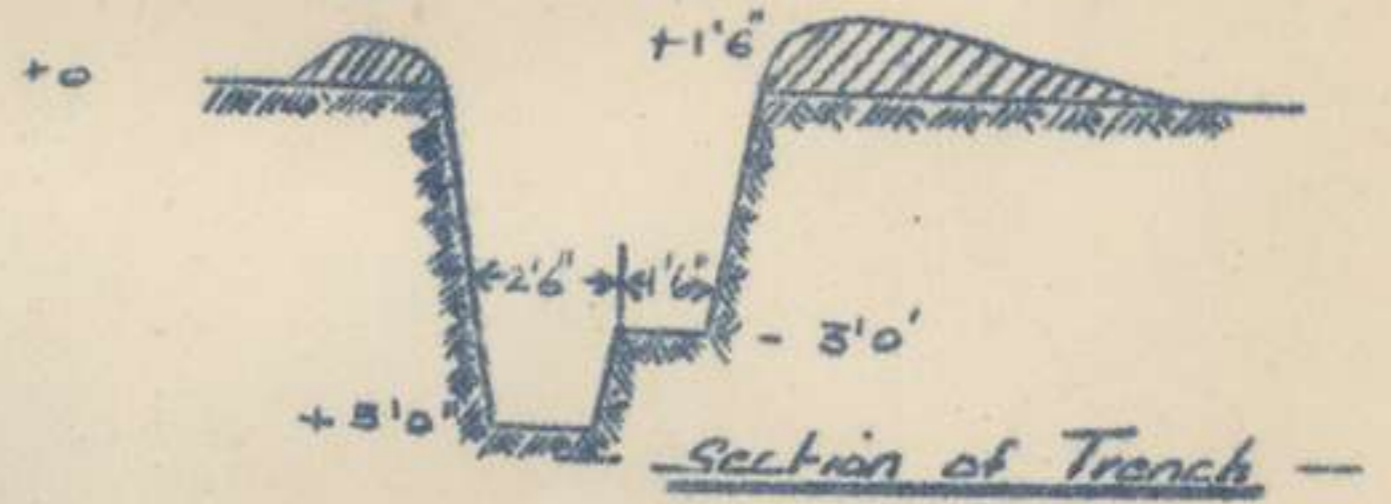
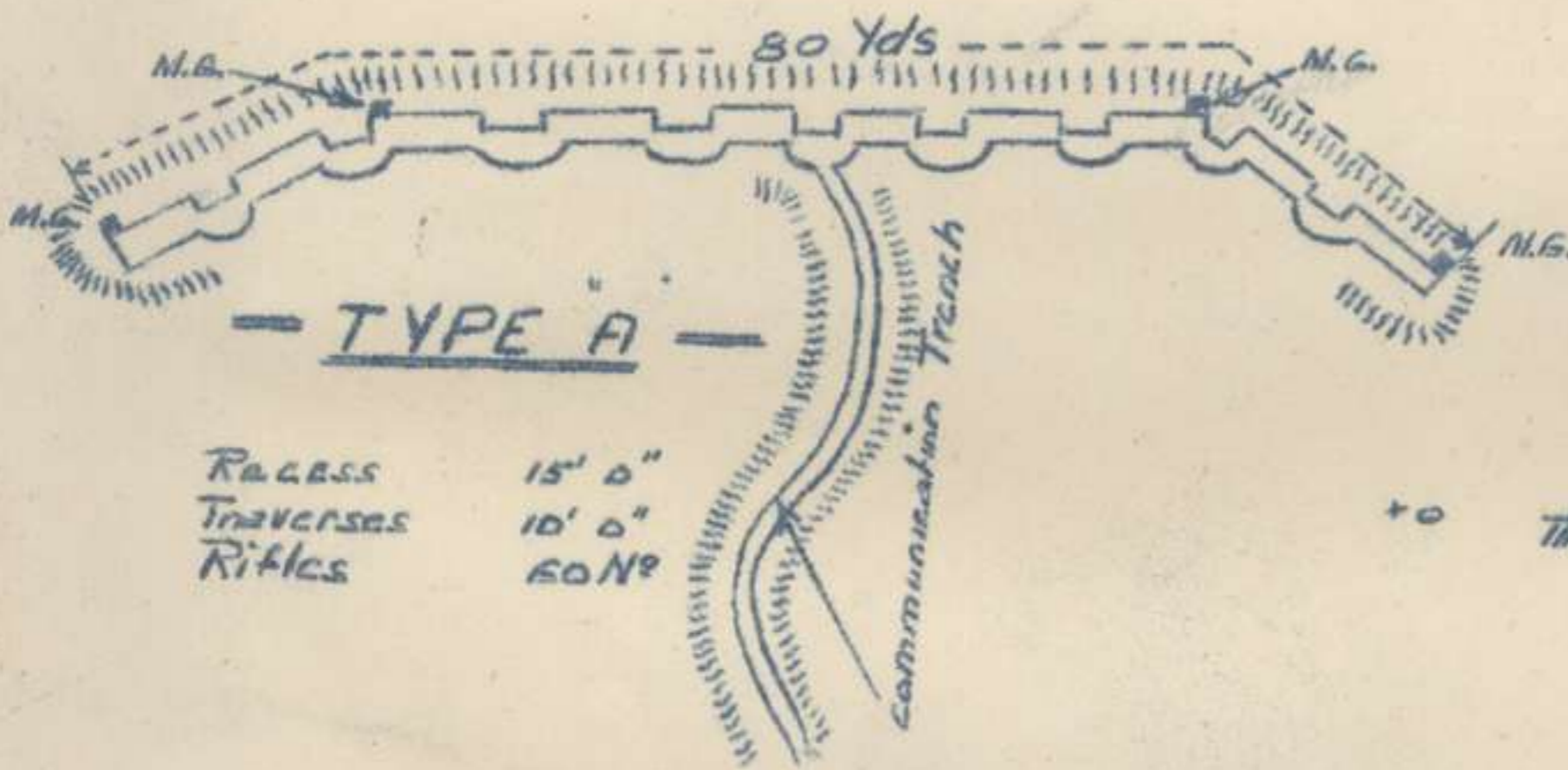
A. Mather Major
 O.C. 2nd Field Coy. Engrs. A.I.F.

403

Suggested Type-plan of Strong Posts.
Brigade Reserve Line

Not to Scale

Notes:- Full covering of Camouflage (of Wire-netting straw & brushwood) should be erected over the site and the camouflage must extend over the full area - including over spoil.



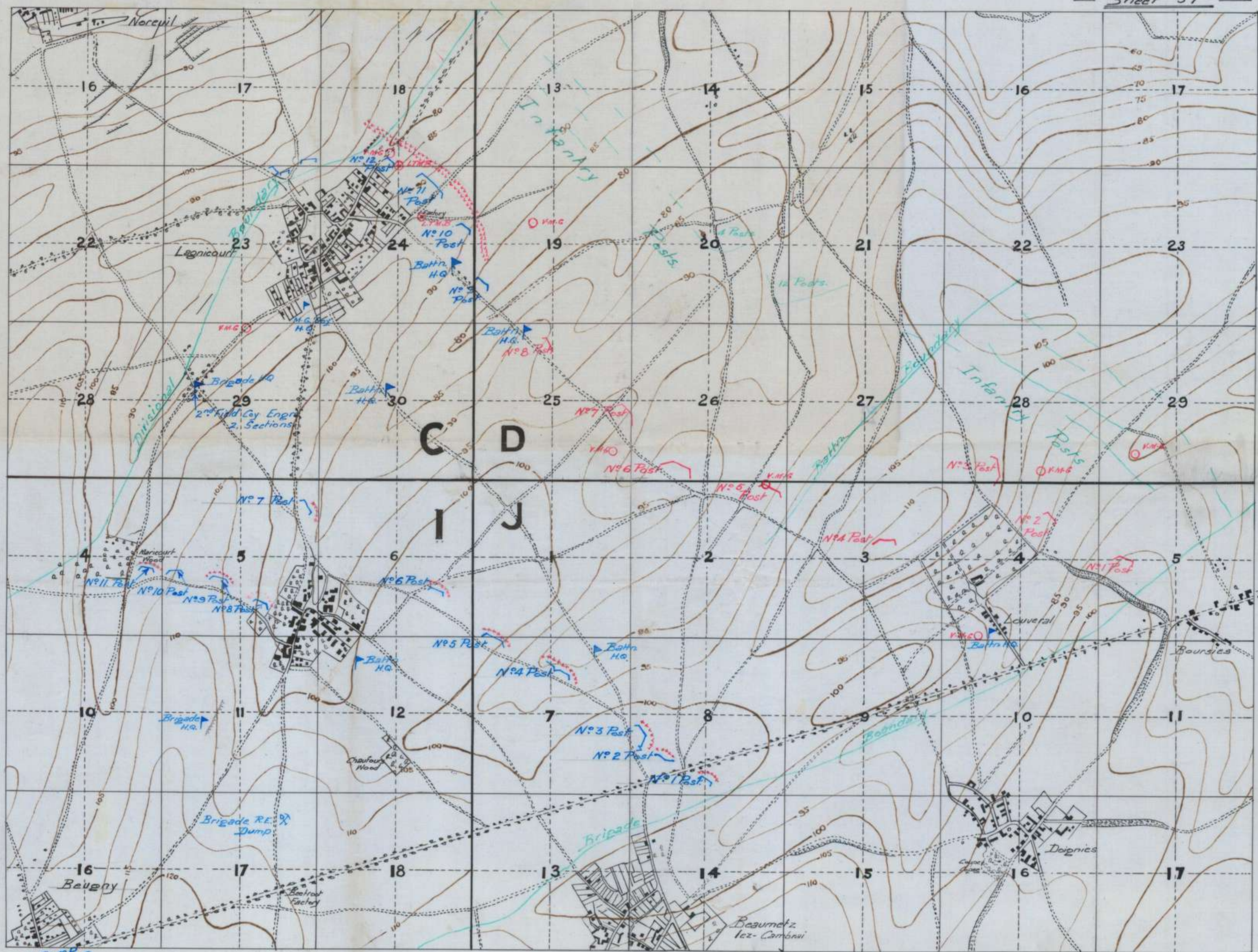
TYPE "B" (for use near a Sunken Road)

Left Brigade Area
Scene of Operations April 1917
Scale 1:20000

Matthew Major
O.C. 2nd Field Coy. Engrs. A.I.F.

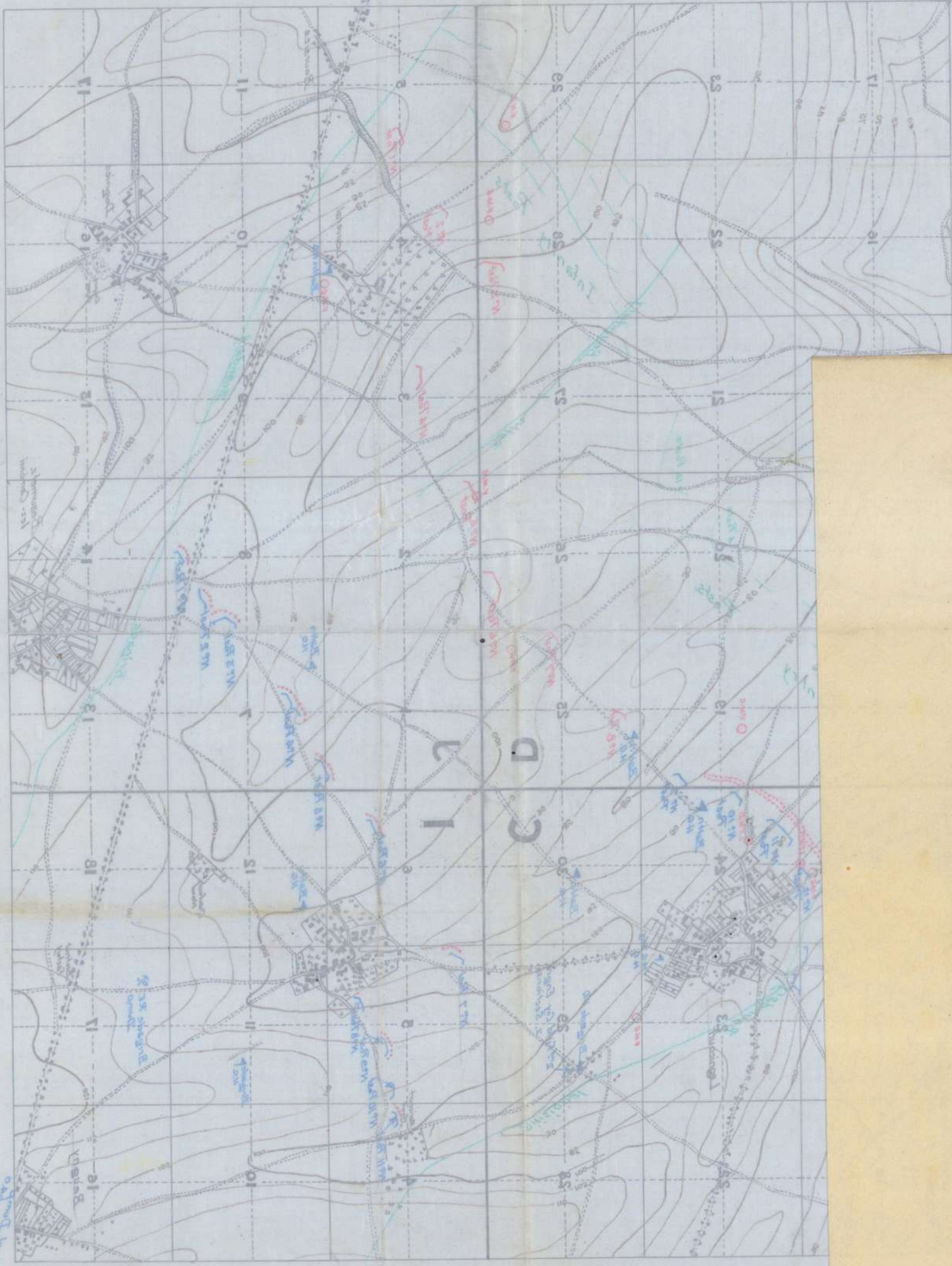
2nd Field Coy Engrs
20-4-17

Sheet 57c



1403
1

Divisional Dump
1500 Yds I 20.62.0



1300 1972
 Divisional Boundary

403
 21

21

Handwritten notes in blue ink, including a signature and some illegible text.