

AWM4
Australian Imperial Force unit war diaries,
1914-18 War

Engineers

Item number: 14/33/21

Title: 14th Field Company, Australian
Engineers

November 1917



AWM4-14/33/21

WAR DIARY

Army Form C. 2118.

Instructions regarding War Diaries and Intelligence Summaries are contained in F. S. Regs., Par. II, and the Staff Manual respectively. Title pages will be prepared in manuscript.

INTELLIGENCE SUMMARY. 14th. FIELD COY ENGINEERS /

(Erase heading not required.)

5th. AUSTRALIAN DIVISION

Place	Date	Hour	Summary of Events and Information	Remarks and references to Appendices
I 18. a 83 Reference 5 Map 28 Sheet 28 140.000	16/15	9pm	1 Section worked today on 170 th Battery position at J 8, b 0.9 and on 329 Battery position at J 8, b 0.5, 70. 1 Section on dugouts for 28 th H.A.G. HQ at H 24, a. 3.7. 2 Sections on bomb proofing their dugouts, and laying an experimental mule track, at Coy Transport lines, H 23, b. 0.8. Total strength of Coy 5 officers 166 other Ranks. 1 other Rank died of wounds.	Original
do	21	9pm	1 Section worked today on 170 th Battery position at J 8, b 0.9 and on 329 Battery position at J 8, b 0.5, 70. 1 Section on dugouts for 28 th H.A.G. HQ, at H 24, a. 3.7. 2 Sections on bomb proofing their dugouts, and laying an experimental mule track, at Coy Transport lines, H 23, b. 0.8. Total strength of Coy 5 Officers. 165 other Ranks. 1 other Rank to hospital.	
do	23	do	1 Section worked today on 170 th Battery position at J 8, b 0.9 and on 329 th Battery position at, J 8, b. 0.5, 70, 1 section on dugout for 28 th H.A.G. HQ at, H 24, a 3.7. 2 Sections on bomb proofing their dugouts and laying an experimental mule track at	R

WAR DIARY

Army Form C. 2118.

Instructions regarding War Diaries and Intelligence Summaries are contained in F. S. Regs., Par. II, and the Staff Manual respectively. Title pages will be prepared in manuscript.

INTELLIGENCE SUMMARY.

14th. FIELD COY ENGINEERS.
5th. AUSTRALIAN DIVISION

(Erase heading not required.)

2

Place	Date	Hour	Summary of Events and Information	Remarks and references to Appendices
I 18 a. 63 Reference Map Sheet 28 1/40,000	Nov. 3 rd	9. PM	Boy Transport lines, at, H. 23, b 0.8 Lieutenant N. J. NANGLE went on leave to U.K. today. Total strength of Coy. 5 Officers 165 Other Ranks	Original
do	" 4 th	do	1 section worked today on 170 th Battery position at J 8 b 0.9 and on 329 th Battery position at J 8. b 0.5. 70 and 141 st Battery position at J 8. C. 9. 0 1 section on dugouts for 28 th H.A.G. HQ at H 24, a. 3. 7 2 sections on bomb proofing their dugouts and laying an experimental mule track, at Coy Transport lines, H. 23. b. 0. 8 C. R. E.'s message C. 312 (Appendix A) was received at 4 pm and a Circular memo at 8 pm informing that the 13 th F Coy AE would relieve, 14 th F Coy AE, of the heavy artillery work by midnight tomorrow. Accordingly Lieut. G Burrows arranged with Lt 13 th Field Coy to go round with him, over the work in the morning. Total strength of Coy 5 Officers, 165 Other Ranks	Appendix A
do	" 5 th	do	Company worked today similarly to yesterday G.O.L. Division and C.R.E. inspected mule track at Coy Transport lines, H. 23, b. 0. 8.	B

WAR DIARY

Army Form C. 2118.

Instructions regarding War Diaries and Intelligence Summaries are contained in F. S. Regs., Par. II, and the Staff Manual respectively. Title pages will be prepared in manuscript.

INTELLIGENCE SUMMARY.

14th. FIELD COY ENGINEERS 3
5th. AUSTRALIAN DIVISION

(Erase heading not required.)

Place	Date	Hour	Summary of Events and Information	Remarks and references to Appendices
I. 18. a 8.3 Reference	Nov 6 th	9. PM	at 4.30 pm, see notes on mule walks ("Appendix B") all work at 28 th HAG HQ 141 st 170 th 4329 th 6" Siege Batteries, was handed over today to 13 th F Coy AE	Original "Appendix B"
Map			Notes on 6" Howitzer positions ("Appendix C").	"Appendix C"
Sheet 28			C. R. E. (Message) Movement Order No 3/70/29 was received at 6 pm, Orders have been issued accordingly. Total strength of Coy.	
1/40.000			5 officers 165 other Ranks	
RENINCHELST	" 6 th	9. PM	LIEUT E. O. K. GREEN with 4 other Ranks left YPRES this morning at 7 am & proceeded to Area Commandant's office in RENINCHELST	
G 34 d. 38.			to arrange billets for the Coy. Transport & Cyclists proceeded there independently. The Coy left YPRES in 4 motor lorries	
Sheet 28			at 12 am and arrived here at 2 pm, Company is now comfortably settled down in billets. Total strength of Coy	
1/40.000			6 officers, 181 other Ranks. 16 other Ranks from Engrs' details	
do	" 7 th	do	The Company today rested. Total strength of Coy, 5 Officers	
			182 Other Ranks. 1 other Rank from Hospital	
do	" 8 th	do	The Coy today rested, after cleaning all transport. Word came through	B

252

WAR DIARY

14th. FIELD COY ENGINEERS
5th AUSTRALIAN DIVISION

Army Form C. 2118.

Instructions regarding War Diaries and Intelligence
Summaries are contained in F. S. Regs., Par. II,
and the Staff Manual respectively. Title pages
will be prepared in manuscript.

INTELLIGENCE SUMMARY.

(Erase heading not required.)

Place	Date	Hour	Summary of Events and Information	Remarks and references to Appendices
RENINGHELST G34 d 318 Sheet 28 /40.000	Nov 8 th	9 PM	This morning that No 101 Sergeant MOORE JH had been awarded the D.C.M. CRE ^s Message H.F.T 517 (Appendix D) was received at 8 pm and orders were issued accordingly, Total strength of company 5 Officers 182 Other Ranks	Original "Appendix D"
N28 C.2.6 Sheet 28 /40.000	" 9 th	do	CRE ^s Message C.345 (Appendix E) was received late last night. The Coy left RENINGHELST today at 8.20 am, and arrived at N28 C.2.6. at 10 am, Lieuts FOK GREEN. & G BURROWS went on ahead and took over from the 201 st F Coy. RE. The only work to take over was some hutting & stabling at DONEGAL CAMP (N32.C.49) In the afternoon, officers and senior NCO ^s , made a preliminary reconnaissance of the area. Total strength of company, 5 Officers. 181 Other Ranks. 1 other Rank transferred.	"Appendix E"
do	" 10 th	do	B. Sections worked today on hutting & stabling at DONEGAL CAMP 2 Sections improving stabling for own Coy. horses at N28 C.2.6. Total strength of company, 5 Officers. 181 Other Ranks	
do	" 11 th	do	2 sections worked today on hutting & stabling at DONEGAL CAMP	

WAR DIARY

Army Form C. 2118.

Instructions regarding War Diaries and Intelligence Summaries are contained in F. S. Regs., Par. II, and the Staff Manual respectively. Title pages will be prepared in manuscript.

INTELLIGENCE SUMMARY.

14th. HELD COY ENGINEERS.
5th. AUSTRALIAN DIVISION

5

(Erase heading not required.)

Place	Date	Hour	Summary of Events and Information	Remarks and references to Appendices
N 28 C 26	10 th			
Reference	11 th	gpm	2 sections improving stabling for own boy horses at N 28 C 26	
Map Sheet 28	X		Total strength of company 5, officers 181 Other Ranks	
do	12 th	do	2 sections worked today on hutting & stabling at N 32 C 4.9	
			one section on preparing defences of a shell hole at N 29. a. 4.0 for experimental purposes, 1 section improving stabling for own boy horses. Maj. H. BACHTOLD - LIEUT. F. OK GREEN fixed sites of 5 strong points in the reserve line.	
			(Appendix E. i.) Total strength of Coy. 5, officers 179 other Ranks	Appendix E I
			1 other Rank. accidentally injured. 1 other Rank to hospital	
do	13 th	do	2 sections worked today on hutting and stabling at DONEGAL CAMP. 1 section on preparing shell hole defences at N 29. a. 4.0	
			1 section on strong points in reserve lines. Total strength of Company 5 Officers 181 other Ranks. 1 other Rank rejoined from hospital 1 other Rank from Engr details	
do	14 th	do	2 sections worked today on hutting & stabling at DONEGAL CAMP	
			1 section on preparing defences of a shell hole at N 29. a. 4.0	

Original

B

252

WAR DIARY

Army Form C. 2118.

Instructions regarding War Diaries and Intelligence Summaries are contained in F. S. Regs., Par. II, and the Staff Manual respectively. Title pages will be prepared in manuscript.

or INTELLIGENCE SUMMARY.

14th. FIELD COY ENGINEERS
5th. AUSTRALIAN DIVISION 6

(Erase heading not required.)

Place	Date	Hour	Summary of Events and Information	Remarks and references to Appendices
N. 2862.6 Sheet 28	14 th	9 P.M.	1 Section on strong points in reserve line Capt F.P.H. FEWTRILL joined up as second in command, 102 men 14 th Infantry Brigade reported today to be attached as a permanent working party and was organized in 4 platoons, Total strength of Coy, 6 Officers, 181 Other Ranks	Original
do	15 th	9 P.M.	2 Sections worked today on hutting and stabling at DONEGAL CAMP 1 section on preparing defenses of a shell hole at N. 29. a. 4.0 1 section on strong points in reserve line. Total strength of Company, 6 officers 181 Other Ranks	
do	16 th	9 P.M.	2 Sections worked today on hutting and stabling at N. 32. C. 4.9 1 section on preparing defenses of a shell hole at N. 29. a. 4.0 1 section on strong points in reserve line, Total strength of Company 6 officers 183 Other Ranks 2 Other Ranks from Engr details	
do	17 th	9 P.M.	1 section worked today on strong points in Reserve line 2 sections on hutting etc at DONEGAL CAMP. 1 section on	R

252

WAR DIARY

Army Form C. 2118.

Instructions regarding War Diaries and Intelligence Summaries are contained in F. S. Regs., Par. II, and the Staff Manual respectively. Title pages will be prepared in manuscript.

INTELLIGENCE SUMMARY.

14th. FIELD COY ENGINEERS.
5th. AUSTRALIAN DIVISION

7

(Erase heading not required.)

Place	Date	Hour	Summary of Events and Information	Remarks and references to Appendices
N28C.2.6 sheet 28 440000	Nov 17 th	9PM	preparing defences of a shell hole at N28C.2.6 for experimental purposes, and worked on other duties. Total strength of Company 6 Officers 189 other Ranks 4 other ranks rejoined from hospital 2 other Ranks from Engr. details	Original
do	" 18 th	do	1 section rested today, 1 section worked on cutting etc. DONEGAL CAMP. 1 section on strong points in reserve line. 1 section finished off shell hole defences at Donegal and worked on other duties. CRE & C.S.O. 1. Division inspected the shell hole defences this afternoon (Appendix F). CAPT F. P. PENTRELL sited 7 strong points on the support line Total strength of Coy 6. off 189, other Ranks	Appendix F
do	" 19 th	do	1 section worked today on cutting at DONEGAL CAMP. etc. 1 section on shell hole posts and splinter proof dugouts in O23. C. for front line garrison 1 section on strong points in reserve & support lines etc. 1 section rested Lieut N. J. NANGLE returned from leave to UK. Total strength of Coy 6 officers 193 other Ranks 4 other Ranks from Engr details	
do	" 20 th	do	1 section worked today on cutting at Donegal Camp, 1 section on shell hole posts and splinter proof dugouts in O23. C. for front line Garrison 2 sections on strong points in reserve & support lines, Lieut N. J. NANGLE transferred	B

252

WAR DIARY

Army Form C. 2118.

Instructions regarding War Diaries and Intelligence Summaries are contained in F. S. Regs., Par. II, and the Staff Manual respectively. Title pages will be prepared in manuscript.

INTELLIGENCE SUMMARY.

4th. FIELD COY ENGINEERS
5th. AUSTRALIAN DIVISION

(Erase heading not required.)

Place	Date	Hour	Summary of Events and Information	Remarks and references to Appendices
				<i>Original</i>
1128. 2:6 Sheet 28	Nov 20 th	9 PM	transferred to 8 th F. Co. and Lieut J.D. CRAWFORD taken on strength from 8 th F. Co. Total strength of Coy. 6 Officers 193 other Ranks	
140.000	" 21 st	do	1 section worked today on hitting at DONEGAL CAMP 1 section on shell hole posts and splinter proof dugouts in O.23. C for front line garrison 2 section on strong points in reserve & supports lines weekly progress works report forwarded to CRE tonight (Appendix G)	Appendix G
do	" 22 nd	do	1 section worked today on hitting at DONEGAL CAMP 1 section on shell hole posts, and splinter proof dugouts in O.23. C. for front line garrison, 2 sections on strong points in reserve & support lines. Total strength of Coy 6 Officers 196 other Ranks 3 other Ranks from details hospital & one other Rank from Engr details	
do	" 23 rd	do	1 section worked today on hitting at DONEGAL CAMP 1 section on shell hole posts and splinter proof dugouts in O.23. C for front line garrison. 2 sections on strong points in reserve & support lines Lieut H WAGSTAFFE proceeded to day to England on duty	<i>B.</i>

252

WAR DIARY

Army Form C. 2118.

Instructions regarding War Diaries and Intelligence Summaries are contained in F. S. Regs., Part II, and the Staff Manual respectively. Title pages will be prepared in manuscript.

INTELLIGENCE SUMMARY.

14th. FIELD COY ENGINEERS
5th. AUSTRALIAN DIVISION

9

(Erase heading not required.)

Place	Date	Hour	Summary of Events and Information	Remarks and references to Appendices
			<i>Original</i>	
O.23.C.2.6	Nov 23 rd	9.P.M	<p>To be examined, with a view to being transferred to the Indian army Major H. BACHTOLD, & O.C. 177th. Tunnelling Coy fixed sites today for 2 deep dugouts in Reserve line (O.27 b 1.1) HOW FARM</p> <p>Total strength of Company 6 officers 196 Other Ranks</p>	
do	" 24 th	do	<p>1 section finished DONEGAL CAMP yesterday and rested today, 1 section on shell hole posts and splinter proof dugouts in O.23.C. for front line garrison 2 section on strong points in reserve line & support line.</p> <p>Total strength of Company 6 officers 196 Other Ranks</p>	
do	" 25 th	do	<p>3 sections on strong points in reserve & support lines, 1 section on shell hole posts, and camouflaging site of deep dugout at HOW FARM. Total strength of Coy 6 officers 196 other Ranks</p>	
do	" 26 th	do	<p>3 sections on strong points in reserve & support lines. 1 section on shell hole posts & camouflaging site of deep dugout at HOW FARM and supervising sinking of pipe line as per C.R.F.'s</p>	
			<p>Message ("Appendix H") Total strength of Coy 6 officers 225 other Ranks 29 other ranks from Eng details, 1 OR transferred, 1 OR to hospital</p>	<p>Appendix H B</p>

252

WAR DIARY

Army Form C. 2118.

14th FIELD COY ENGINEERS
6th AUSTRALIAN DIVISION

Instructions regarding War Diaries and Intelligence
Summaries are contained in F. S. Regs., Par. II,
and the Staff Manual respectively. Title pages
will be prepared in manuscript.

INTELLIGENCE SUMMARY.

(Erase heading not required.)

10

Place	Date	Hour	Summary of Events and Information	Remarks and references to Appendices
No 25. C. 26 Sheet 28 1/40,000	Nov 27 th	9. PM	3 Section on strong points in reserve and support lines 1 Section on camouflaging site of deep dugout - at HOW FARM (O27. b. 1. 1). Cleaning out pill boxes at O27. C. 1. 8. + Supervising sinking of pipe line Total strength of Coy. 6 officers 223 other Ranks	Original
do	28 th	do	3 Section on strong points in reserve and support lines 1 Section on camouflaging site of deep dugout at HOW FARM (O27. b. 1. 1). cleaning out pill boxes at O. 27. C. 1. 8 + Supervising sinking of pipe line weekly progress works report forwarded to CRE tonight (Appendix I). Total strength of Company 6 off 223 other Ranks	Appendix I
do	29 th	do	3 Section on strong points in reserve & support lines, 1 Section on camouflaging site of deep dugout - at HOW FARM (O27. b. 1. 1). cleaning pill boxes at O27. C. 1. 8. + Supervising sinking of pipe line Total strength of Coy. 6 officers 223 other Ranks	
do	30 th	Midnight	3 Sections on strong points in reserve & support lines 1 Section on camouflaging site of deep dugout at HOW FARM (O27. b. 1. 1). Cleaning pill boxes at O27. C. 1. 8 + Supervising	B

Army Form C. 2121
(100 pads of 100).

"A" Form
MESSAGES AND SIGNALS.

No. of Message.....

Prefix.....	Code.....	m.	Words	Charge.	This message is on a/c of	Recd. at.....
Office of Origin and Service Instructions			Sent			Date.....
"Appendix A"			At.....	m.	Service.	From.....
Original			To.....		Bopul (Signature of "Franking Officer.")	By.....
			By.....			

TO { 14th Field Coy 14th. FIELD COY ENGINEERS
5th. AUSTRALIAN DIVISION

Sender's Number.	Day of Month.	In reply to Number.	AAA
* C. 312.	4		

Expect you will come under
Divisional orders tomorrow
midnight.

From CRE
Place
Time 2:30 PM

The above may be forwarded as now corrected. (Z)

Censor. Signature of Addressor or person authorised to telegraph in his name
Cabi

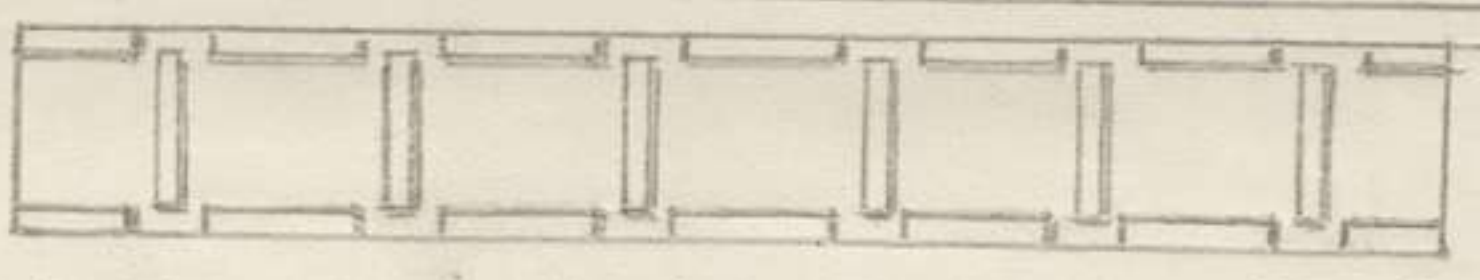
* This line should be erased if not required.
Wt. W492/M1647 100,000 pads. 4/17. W. & Co., Ltd. (E. 1187.)

A mule track made of stout timber was required. It had to be effective and at the same time of such a nature as to be able to be loaded in sections on a mule.

A 7' length is the maximum that should be placed on a mule so that the ordinary 10' ft. lengths of 2" beech slabs were cut into two pieces one 7' long for the track and the other piece about 3' long for the bearer at the junction of each section. ^{of track} This meant no waste of timber and also that a mule could carry 2/7' Track lengths and two 3' bearers in the one load.

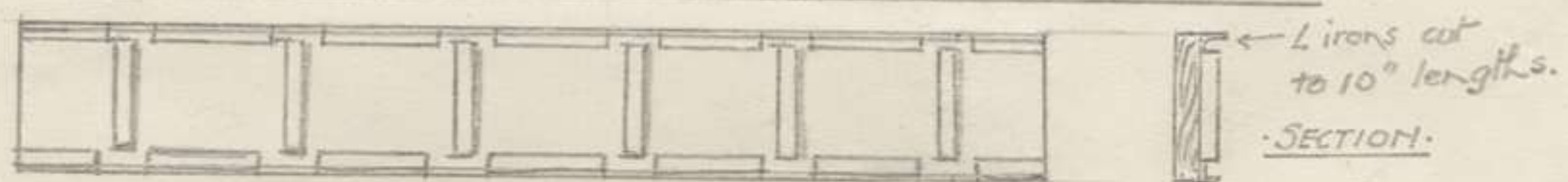
As the bare plank would be useless when wet and muddy, non-skid devices had to be tried. These are enumerated below. Also a minimum width of track was required. The result of tracks are as under:-

(1) 1 1/2" x 1/2" Timber slats 10" long at 14" centres:



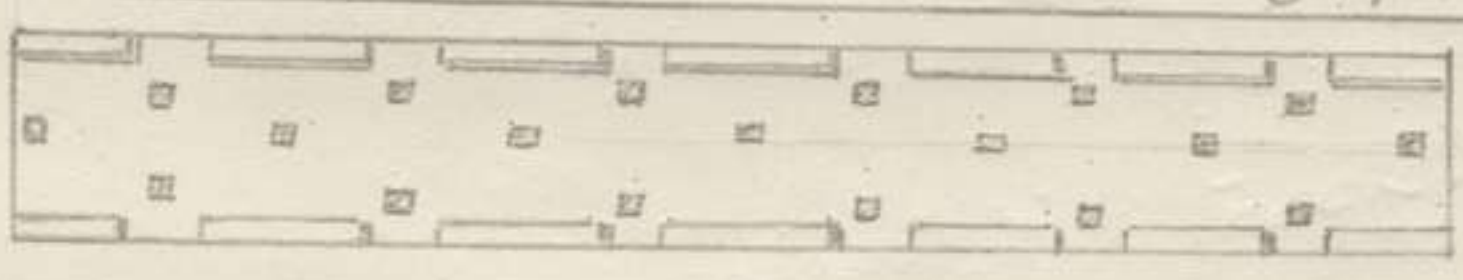
Mud cakes against slats and makes track very slippery. Mules do not take to it after one trial. Timber splits and is knocked off

(2) 1 1/2" x 1 1/2" L iron pickets on sides — 1 1/2" x 1/2" slats at 14" centres.



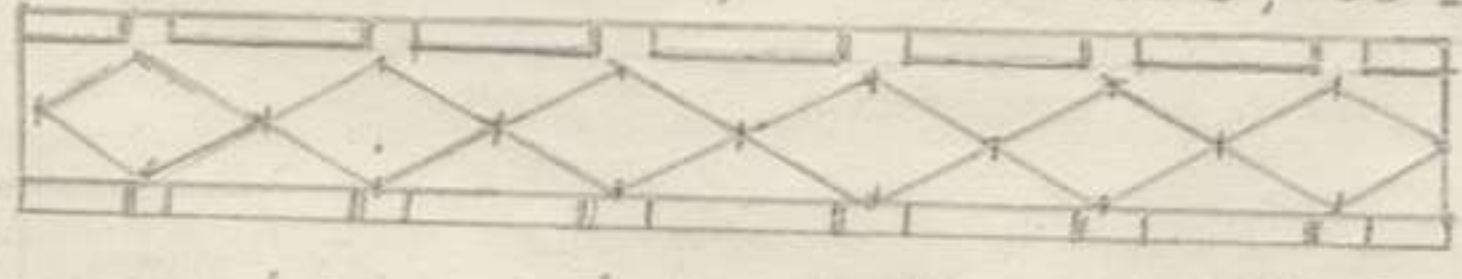
Angle iron pickets give greater width of track for same width of slab and plank, but otherwise unsatisfactory for same reasons as in (1.)

(3) Timber side slats 1 1/2" x 1/2" — 4" dog spikes:



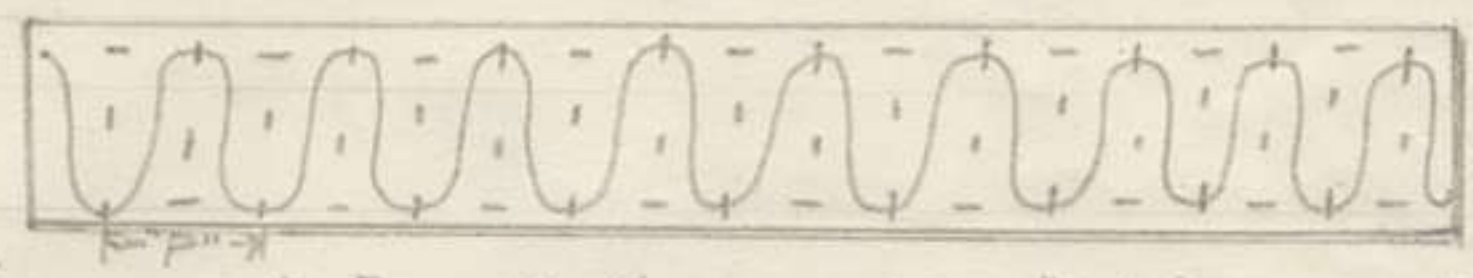
Very efficient from point of view of slipping, but dog spikes are liable to pull shoes off the mules. L irons would be better for the sides, or even dog spikes themselves. Mules take to this readily.

(4) Timber Side slats, and No 8 wire, also staples



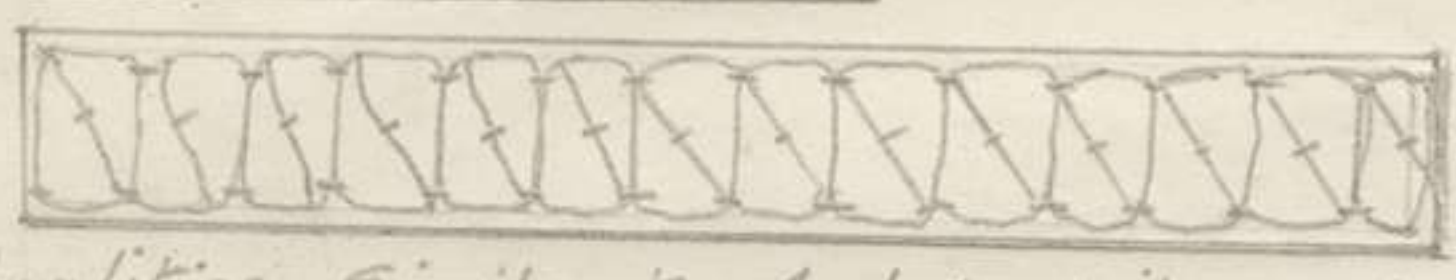
Very good from point of view of slipping, but central line of staples seem to provide most of this effect. Staples can replace slats

(5.) N° 8 G.I. Wire stapled — pitch "p" = 4" to 9"




Very good. Especially so when "p" is small, but this entails much wire and therefore also a heavier plank. Staples are sufficient for side slip.

(6.) N° 8 G.I. wire stapled.




Qualities similar to 4 but entails much wire and labour to complete

(7.) 1/2" Staples "p" = 6" to 9"



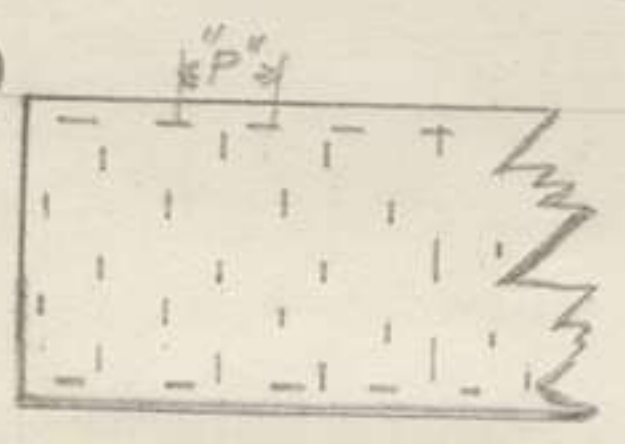
This was quite satisfactory and the mules took to this very readily as there seemed to be nothing foreign on the plank. Various other patterns were tried as under:

(a.)




For the side staples, a pitch ("p") of 6" was found advisable but a pitch of 9" was sufficient. This type is preferable for planks about 15" wide.

(b.)



(c.)



Variations for 18" planks. Any arrangement of staples to give 6" to 9" diamonds was found satisfactory.

The first trials were carried out with 12" width of track, and this was found to be the absolute minimum that a mule would walk on. For reasons stated above, the use of timber slats was cut out and the trials continued with N° 8 G.I. wire and staples. The different combinations all acted equally well so that manufacture seemed to be the deciding factor.

A normal width of from 15" to 18" was finally found to be the best, as the mules would not keep to a 12" track. In bad parts, or on curves two 12" widths should be laid side by side to ensure that the pack animal to the track.

13

30th Nov 1917

252 Original Appendix 'C'
WORK DONE by 14th FIELD COMPANY

On heavy Artillery positions for period
between Oct 29th — Nov 5th inclusive.

28th H.A.C.H.Q.

H.24.a.3.7.

1 Shell-proof dugout - completed
(Taken over from 7th Fld. Coy. 50%
completed)
1 Shell-proof dugout 10x8" built
1 Splinter-proof do. 9x8" Built
1 " " 30% bomb-proofed.

1 Stable for 4 horses completed.
30 3' duckboards laid on
trestles.

329th 6" Siege Btty.

J.8.b.05.70.

Roof of damaged pill-box underpinned with 5/8" diam.
struts, 12 bunks fitted.

1 Gas-proof door fitted.

2/10' trail buffers built as per attached blue print.

170th 6" Siege Btty.

J.8.b.0.9.

1 Splinter-proof B.C. post 9x8" with gas-proof door built.

2/20' Trail buffers built as per attached Blue print.

141st 6" Siege Btty

J.8.a.99.

1/20' Trail buffer

3 Gun Platforms

} built as per attached blue print.

• NOTES ON BUFFERS AND GUN PLATFORMS •
for 6" HOWITZERS •

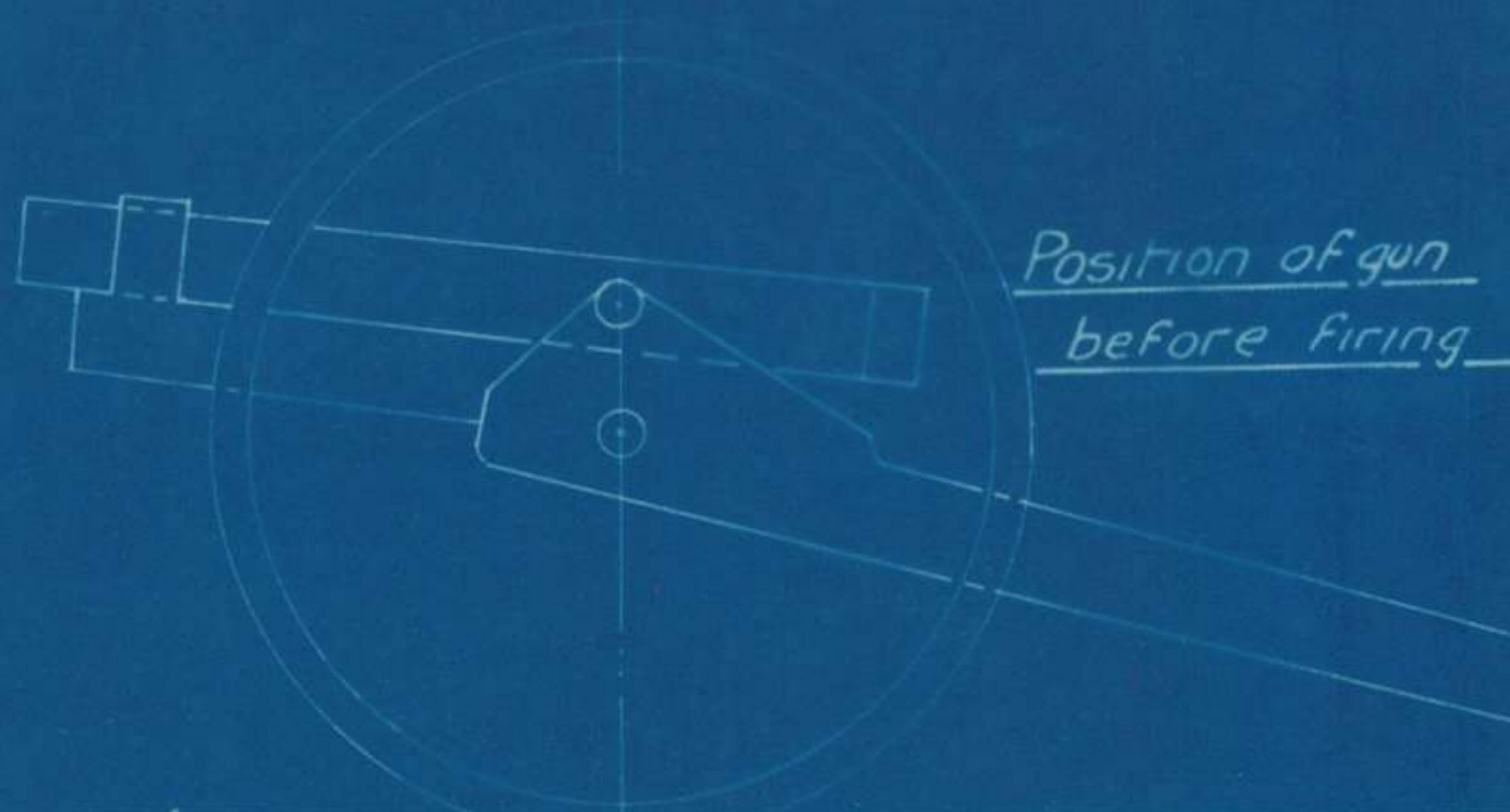
1. The platform as shown on attached blue print, give 3 very satisfactory results. The 141st Battery fired one series of 100 rounds with one gun, which remained in the centre of the traverse, and did not require running up.
2. The buffers as shown also give very satisfactory results.
3. 8 men built one platform, and one 20' buffer in 4 hours.
4. The buffer of the gun referred to in para.(1) after each shot, sprung back 6" and recovered without taking a permanent set




Major,

O.C. 14th FIELD COY. A.F.

A.M. Lang
LIEUT. COL. R.E.
C.R.E.
5th AUSTRALIAN DIVISION
5.11.17.



Position of gun
before firing

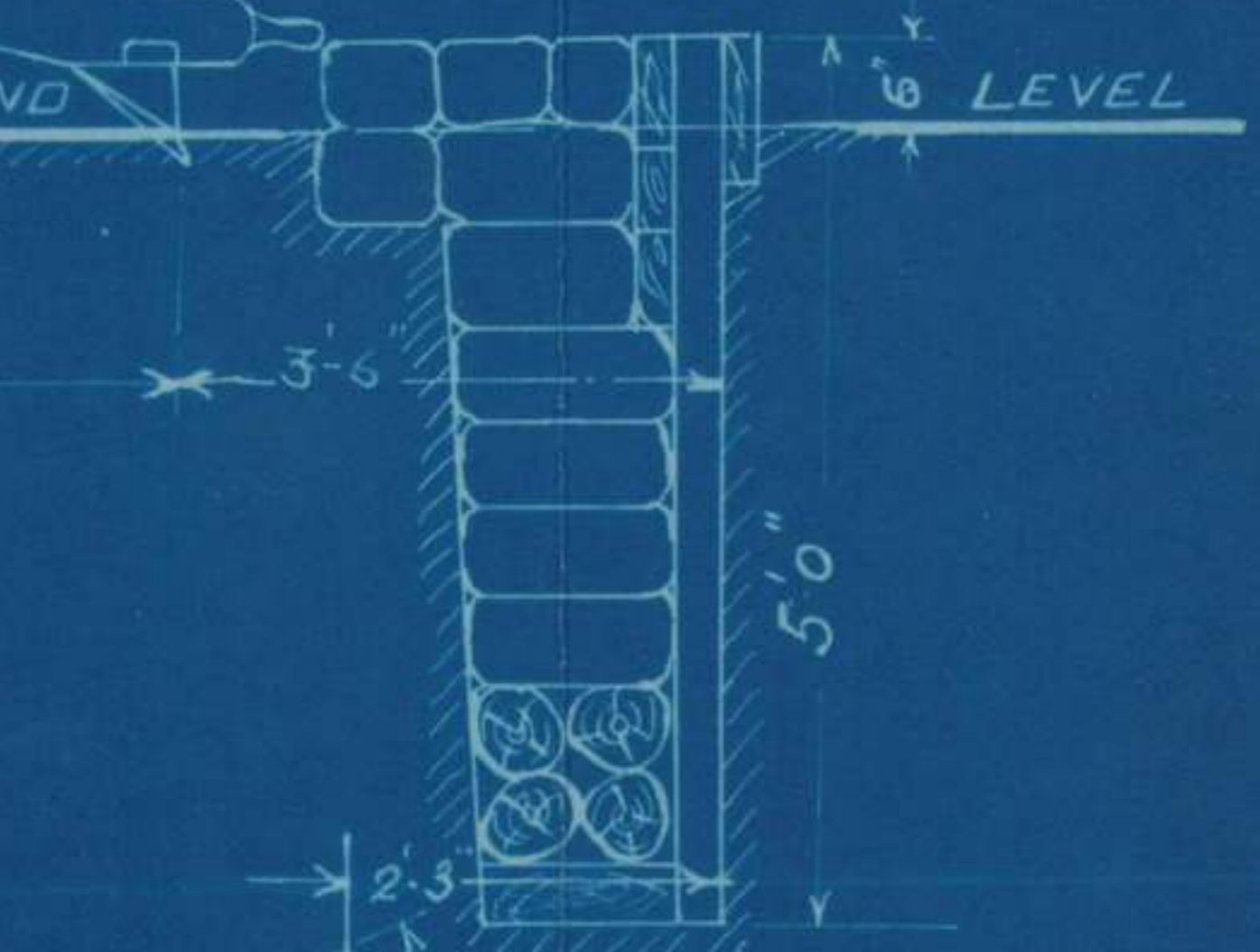


GROUND

6" LEVEL

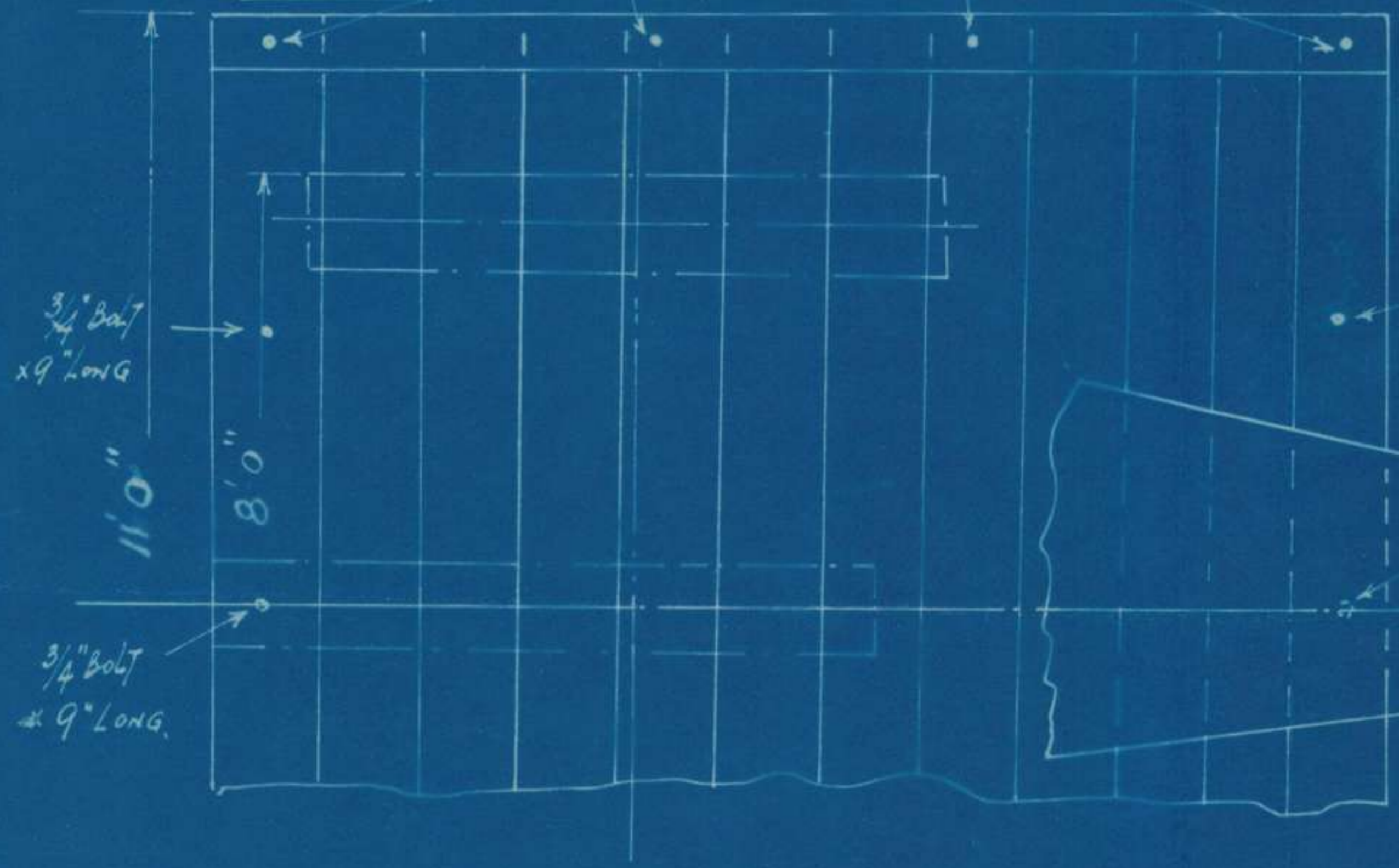
PLATFORM AND TRAIL BUFFER. FOR 6 inch HOWITZERS.

Note :- Platforms and buffers have been built to this design
in HANEBEEK VALLEY where ground is exceedingly marshy.
Tests show design is satisfactory.



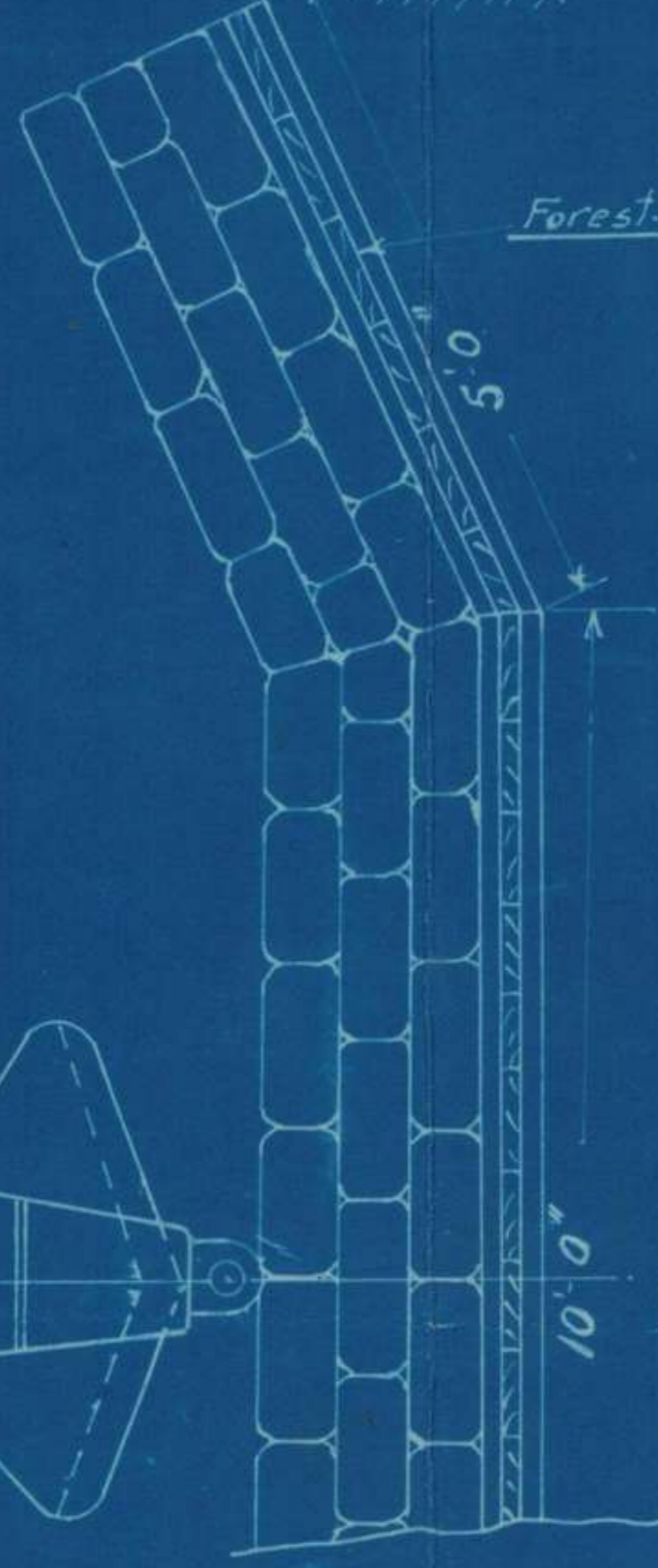
Forest Planking

See separate drawing for details of platform.



3/4 Bolt x 9"

3/4 Bolt x 9"



14th FIELD COY. A.E.

5.11.17.

ORIGINAL
APPENDIX C *1*
14th. FIELD COY ENGINEERS.
5th. AUSTRALIAN DIVISION

"A" Form
MESSAGES AND SIGNALS.

Army Form C. 2121
(in pads of 100).

No. of Message.....

Prefix.....	Code.....	Words	Charge.	This message is on a/c of <i>copy</i>	Recd. at.....
Office of Origin and Service Instructions.					Service.
"Appendix D"				Sent	From
"Original"				At.....	By.....
				To.....	(Signature of "Franking Officer.")
				By.....	

TO { 14th Field Coy
14th. FIELD COY ENGINEERS
5th AUSTRALIAN DIVISION

Sender's Number. Day of Month. In reply to Number. AAA

* HF/1. 517 8th

14th & 15th Field Coys will march to 30th Div. Area tomorrow 9th inst to N28 b. where they will come under the orders of CRE 30th Division. AAA Route LA CLYTTE - KEMMEL. AAA 14th Field Coy will start at 8.20 am. to keep ahead of 5th Pioneers who leave their camp at 8.30 am. AAA 15th Field Coy will march at 8.10 am. ahead of Pioneers but behind. 14th Field Coy AAA Supplies & Companies will draw supplies tonight and A.S.C wagon will move with them to the new area & no supplies will be drawn on the 9th inst & on 10th inst supplies will be drawn from 14th Bde dump Artillery Road at N31. C. Central &&&

From C. RE 5th AUS DIV
Place
Time

The above may be forwarded as now corrected. (Z)
Censpr. Signature of Addressor or person authorised to telegraph in his name
Cap T

* This line should be erased if not required.
Wt. W492/M1647 100,000 pads. 4/17. W. & Co., Ltd. (E. 1187.)

252

APPENDIX. E

"A" Form
MESSAGES AND SIGNALS.

Army Form C. 2121
(in pads of 10).

No. of Message.....

Prefix.....	Code.....m.	Words	Charge.	This message is on a/c of	Recd. at.....m.
Office of Origin and Service Instructions.		Sent			Date.....
" Appendix E "		At.....m.		Service.	From
" Original "		To.....		copy Signature of "Franking Officer."	By.....
		By.....			

TO { 14th FIELD COY. A.E.
4th. FIELD COY ENGINEERS.
5th. AUSTRALIAN DIVISION
AAA

Sender's Number. Day of Month.
*C 345 8

14th Field Coy will relieve 201 Field Coy R.E at N 280 3.6 AAA
15th Field Coy will relieve 202 Field Coy R.E at N 280 7.5 AAA
C.R.E. 30th Division is at Dyan outrc AAA
Relieving Coys will arrive about 11am
AA addrst 14th Field Coy & 15 Field Coy Reptd C.R.E 30th Division

From C.R.E
Place 5 AUS DIV
Time 9. pm

The above may be forwarded as now corrected. (Z)
Censor. Signature of Addressor or person authorised to telegraph in his name
Capt

* This line should be erased if not required.
Wt. W492/M1647 100,000 pads. 4/17. W. & Co., Ltd. (E. 1187.)

252

Original
APPENDIX "E1"

14th. FIELD COY ENGINEERS
5th. AUSTRALIAN DIVISION

Plans showing sites of strongpoints
will accompany Next month's WAR
DIARY.

30th Nov 1917

R
/

252

NOTES on SHELL-HOLE POSTS: 20

Original

"APPENDIX F"

14th. FIELD Coy ENGINEERS
5th. AUSTRALIAN DIVISION

Garrison - 1 C.O. and 6 men.

In the daytime one man can be on the lookout, remainder under cover. The two rear most recesses to be camouflaged from aeroplane observation during daylight. Camouflage to be removed at dusk and each recess occupied by two men.

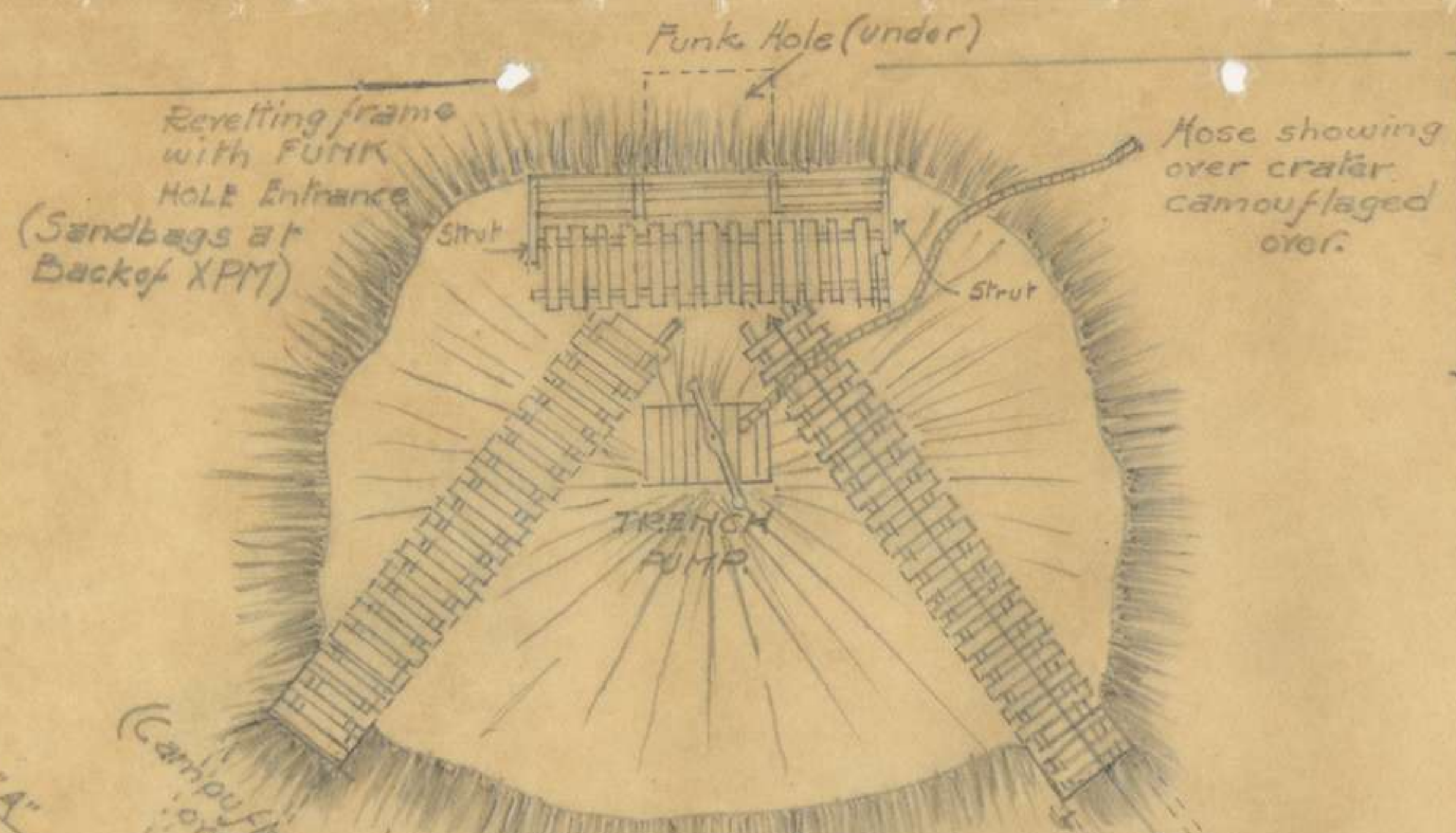
Method of Construction

Each battalion to train 4 men of 4 squads each, 1 C.O. to be put in charge of each 2 squads which will work on alternate nights. With this arrangement, each battalion would be able to have 2 shell hole posts under construction at the same time. Provided these squads had no carrying to do - estimated time of construction: 4 nights

Stores required per Post.			MAN LOADS.
10		Duckboards	10
20	6'	L iron pickets	10
10		Short borkscrews	1
3		Revetting panels	3
3		sets struts and plates	3
1		Roll wire netting (50')	1
4	7'	Sheets corrugated iron	4
2		rolls camouflage	4
100		Sandbags	1
		Trench pump with delivery hose	3
20		Plain wire	1
7 lbs	4"	Nails	
20	3x2"	Struts for revetting frames	2
3		Punk hole frames	6
Total.			49.

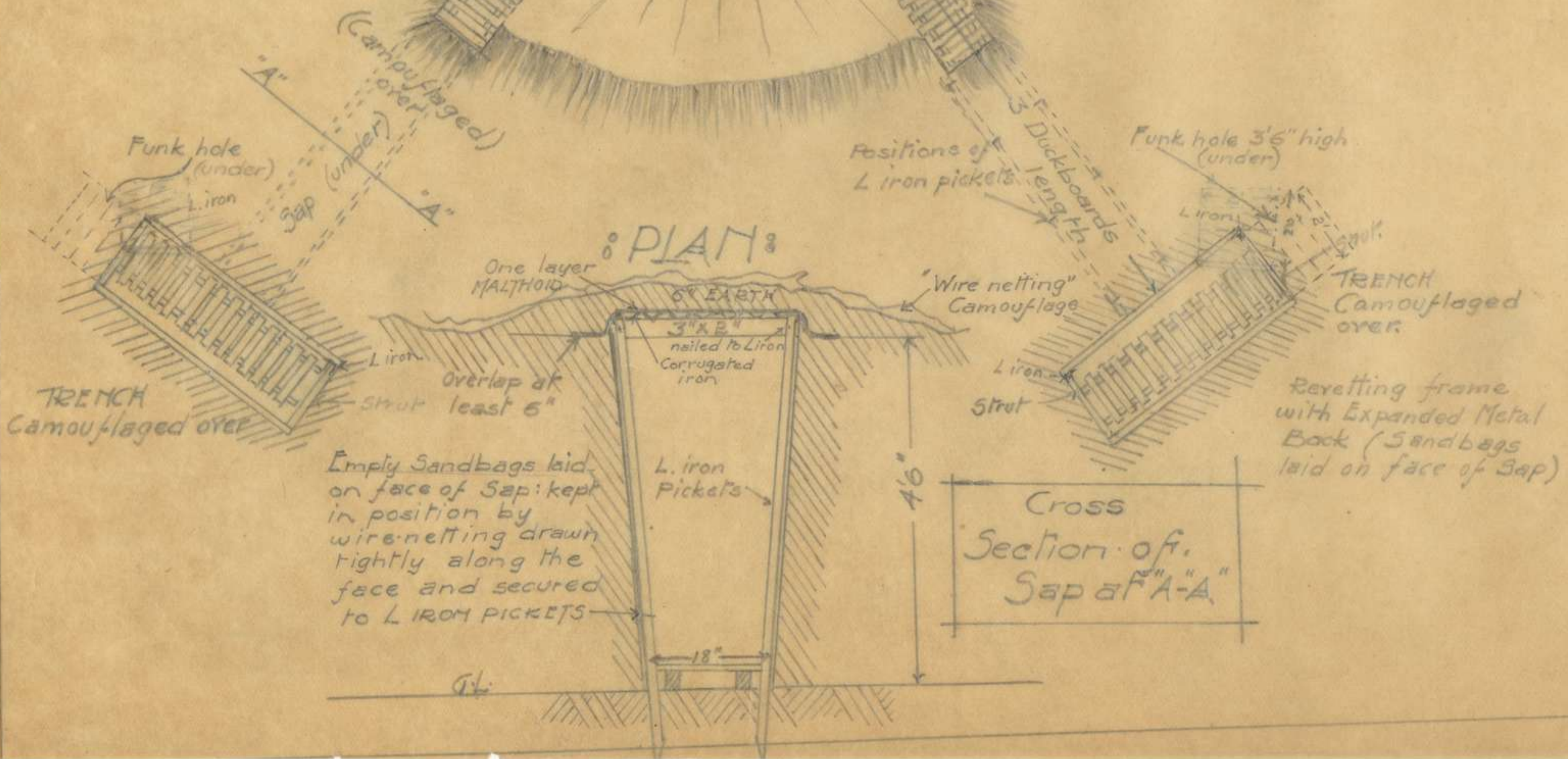
Revetting panels and frames to be assembled either in the shell hole or the picket line.

Material to be taken up in 3 nights, i.e. 16 manloads per night



• SHELL-HOLE •
 • POST •
 • Rough Sketch •

Original 252
 APPENDIX F
 14th. FIELD COY ENGINEERS
 5th. AUSTRALIAN DIVIS, OF



APPENDIX F
 21

Original
Appendix G

WORKS PROGRESS REPORT for Week ending Wednesday, Nov. 21st 1917.
14th FIELD COMPANY, Australian Engineers.

14th. FIELD COY ENGINEERS
5th. AUSTRALIAN DIVISION

252

CORDUROY ROADS.	N.27.d.7.7	Repaired entrance to Y.M.C.A.
WATER SUPPLY.	0.19.d.7.3	Placed in position for Br. soup kitchen 1/50gall. Tank. 1/ Lift and force pump.
R.F. DUMP.	0.20.c.2.3 WYTSCHAETE	Stores being delivered here and maintained.
Tracks, DUCKBOARD	N.32.c.4.9 N.27.d.7.7 N.28.c.2.6	DONEGAL CAMP 80/3' x 125/18" laid. YMCA. 10/3' laid 14th F.C's CAMP 80/18" x 15/3' laid and wired.
ACCOMMODATION.	N.28.c.2.6	Erected:- 14th F.C's Camp 1/8' x 7' (6 bunks) 8/10' x 7' (9 bunks) Shelters: 1/Cookhouse, 1/Harness-shed 26' x 12' 1/stable 10' x 9'
	N.32.c.4.9	DONEGAL CAMP, erected 9/Missen Bow Huts, 4/Cookhouses (100 men) 4/Ablution Sheds 1/Feed Store.
	0.27.b.0.8	Pillbox pumped out and cleaning commenced 14' x 10' x 5'6"
	0.19.d.9.3	do do do
	0.22.c.3.7	do do do
		Splinter-proof dugouts.
	0.21.c.9.5	Wambeke Spur Reserve No. 4/4 men dugouts erected.
	0.27.b.2.2	do do do No. 4. 1/4 men 2/12 men do.
	0.22.c.4.7	Oosttarerne do Support No. 1. 1/6 men do.
	0.27.b.1.6	Wambeke do. Reserve No. 5. 1/3 men 1/4 men do.
	0.23.c.2.7	Picquet line 5/4 Men dugouts completed, 3/50% completed.
	0.23.c.2.9	
	0.23.c.3.8	Shell-hole Post No. 7 1/3 Man dugout completed.
	0.23.c.3.6	6 do 50% Completed.
	0.23.c.3.3	5 do do.
	0.25.b.6.7	"A" battery 145 B'de R.F.A. General repairs to one dugout. (elephant cupolas)
	0.25	"B" do do. Draining and repairing entrances to dugouts.
	0.25	"D" do do. do. do.
	0.19.d.5.9	Artillery O.P. drive from entrance to old Boche mined dugout to underside of pill-box completed. 50% timbered

R

APPENDIX G

22

original Appendix G

14th. FIELD COY ENGINEERS. 5th. AUSTRALIAN DIVISION

Sign Posts.	Made at. N.28.c.2.6	2/"B'de Salvage dump. Bring something back 2/To left B'de H. Q. Regent St. Dugouts 8/Right of S.P. 4/Wambeke Spur Reserve 2/Wambeke Spur Support.	1/14th B'de Salvage Dump. 8/Strongpoint 8/Left of S.P. 2/Oosttayerne Spur Reserve
Miscellaneous:	Stores Pumps Bunks Baths DOME GAL CAMP N. 32.c.4.9.	3 fixed at D.H.Q DRAMOUTRE. 2/repaired. 30 fitted in shelters at O.21.c.8.2 and Water heating Plant:—Erection for 15th Fld. Amb DRAMOUTRE in progress. 450 yds. drain dug 2/incinerators Completed. 15/Misser Bowtuts painted 3/2 Ablution benches completed. 4 Latrines completed. 35 yds. drain reretted with corrugated iron.	
Defences.	O.28.c.6.0 O.28.c.7.8 O.28.a.8.3 O.22.c.8.0 O.22.c.4.7 O.22.a.4.0 O.22.a.3.5 O.27.d.3.3 O.27.d.5.6	WAMBEKE SPUR SUPPORT N°1 } do do 2 } do do 3 } do do 4 } OOSTTAYERNE SPUR SUPPORT N°1. Finished as regards drainage, reretting, & duck boarding: accommodation, communication trenches from. MANCHESTER STREET 50% Completed. do do N°2 } do do 3 } WAMBEKE SPUR RESERVE N°1. Digging completed. reretting not commenced. drainage completed. do do N°2. Completed as regards drainage, reretting, & duck boarding	Pegged out, Camouflage all ready. Drainage commenced. Waiting for a misty morning. Same remarks as for WAMBEKE SPUR SUPPORTS.
	O.27.d.4.9 O.27.b.2.2 O.27.b.1.6 O.21.d.0.0 O.21.c.9.5 O.21.a.4.1 O.21.a.7.4 O.23.c.3.3 O.23.c.3.6 O.23.c.3.8	accommodation 25% Completed. WAMBEKE SPUR RESERVE N°3 } do do N°4 } do do N°5 } do do N°6 } do do N°7 } OOSTTAYERNE SPUR do N°1 digging & drainage completed, reretting 25% completed. do do N°2 digging drainage & duck boarding reretting completed. Accommodation 10% Completed. Shell-hole Post N°5 8 yds. reretted. Trench 50% completed. do do 6 do do do do 7 do do completed with duckboards.	Completed as regards drainage, reretting, & duck boarding. Accommodation 25% completed.

APPENDIX G

252

"A" Form
MESSAGES AND SIGNALS.

Army Form C. 2121
(in pads of 100).

Prefix.....Code.....M.	Words	Charge.	No. of Message.....
Office of Origin and Service Instructions.	This message is on a/c of		Recd. at.....m.
"Appendix H"	Sent		Date.....
Original	At.....M.	Service.	From.....
To.....	By.....		By.....
	(Signature of "Franking Officer.")		

TO { Card 14th. FIELD COY ENGINEERS
5th. AUSTRALIAN DIVISION

Sender's Number.	Day of Month.	In reply to Number.	AAA
* C. 476	25		

100 men will report to Lieut CRAWFORD
daily at 8am. at LINDENHOEK DUMP
for burying water pipes Commencing
Tomorrow 26 inst a/c draw picks &
Shovels from most convenient dump
a/c. Map + instructions being
sent this afternoon

B
1

From	
Place	C.R.E. 455 PM
Time	

The above may be forwarded as now corrected. (Z)

Censor.	Signature of Addressor or person authorised to telegraph in his name
---------	--

* This line should be erased if not required.
Wt. W492/M1647 100,000 pads. 4/17. W. & Co., Ltd. (E. 1187.)

ACCOMMODATION

N.32.c.4.9 DONEGAL CAMP. 1 Ablution shed completed. 6 Ablution sheds were floored with concrete slabs, roof for Officer's cook house completed. One stove and fireplace installed for officers quarters. All hutting is now completed

Splinter proof dugouts.

0.27.d.3.3 WAMBEKE SPUR RESERVE 1. 1/4 man Splinter proof dugout commenced.

0.27.d.4.9 3. 1/4 man Splinter proof shelter completed.

0.27.b.1.6 5. 1/3 do do do do do do 2/4 men Splinter proof Shelter completed

0.21.d.0.0 6. 2/4 do do do do do do and 1/5 man. 1/3 man do do 50% do.

0.21.c.9.5 7. 2/5 and 1/4 do do do do do 1/14 man Splinter proof do repaired and made weather proof.

0.21.a.4.1 OOSTTAYERNE SPUR RESERVE. N^o1 2/5 men shelters completed (splinter proof)

0.21.a.7.4 N^o2 1/5 do do do do do 2/4 men splinter proof dugouts repaired (new floors laid)

0.21.c.8.2 General repairs to 2/4 man splinter proof Shelters. Drain dug front and rear.

0.27.b.0.8 Pill box bunked and floored. 13'x7'6"x6'. Adjacent pill box also bunked 13'x7'6"x6'

0.27.c.1.8 Cleaning out and draining pill-box

0.23.c.2.7 } Picquet line. 10/4 men Splinter proof Shelters completed.
0.23.e.2.9 }

N.28.c.2.6 Erected at 14th Field Coy's Camp 1/4 Splinter proof shelter completed. Bunks installed.

N.27.d.7.7 DUN KODD P. Tent erected and 23/18" duckboards laid.

SIGN Made 8/5 strong points 2/WAMBEKE SPUR SUPPORT 3/OOSTTAYERNE SPUR SUPPORT

POSTS at N.28.c.2.6

TRACKS. N N.28.c.2.6 100/18" duckboards laid and wired.

R

APPENDIX. I

DEFENCE J.	0.28.060	WAMBEKE SPUR SUPPORT	N ^o 1.	8 ^x Trench dug 100 yds. drain dug. 27 ^x Trench revetted.
	0.28.078		N ^o 2	64 ^x Trench dug.
	0.28.080		N ^o 3	70 ^x Trench revetted. 30 ^x drain dug 20 ^x Trench dug.
	0.22.080		N ^o 4	78 ^x Trench dug. 10 ^x ditching dug.
	0.27.d.3.3	WAMBEKE RESERVE	N ^o 1	70 ^x drain dug. 35 ^x Trench dug 70 ^x Trench deepened. 67 ^x Trench revetted 19 ^x parapet heightened. 27/18" duckboards laid.
	0.27.d.5.6		N ^o 2	10 ^x Trench cleared out. 41 ^x parapet and parados thickened. 44 ^x Trench revetted 12/18" duckboards laid.
	0.27.d.4.9		N ^o 3	15 ^x Revetment thickened
	0.27.b.2.2		N ^o 4	15 ^x parados rebuilt 67 ^x parapet revetted 10 ^x Trench revetted 15 ^x Drain dug.
	0.27.b.1.6		N ^o 5	3 ^x parapet revetted 80 ^x drain dug.
	0.21.d.0.0		N ^o 6	Thickening parapet 2' in two bays
	0.22.c.1.7	OOSTTAYERNE SPUR SUPPORTS.	N ^o 1.	15 ^x Trench cleaned out 7 ^x Trench dug 10 ^x Trench deepened 50 ^x Drain cleaned out 14 ^x Trench revetted.
	0.22.a.4.0		N ^o 2	50 ^x drain dug. 2 ^x revetted. 50 ^x Trench deepened.
	0.22.a.3.5		N ^o 3.	60 ^x Trench dug 30 ^x drain dug 70 ^x Trench revetted. Digging now 60% complete and drainage 50% complete
	0.21.a.4.1	OOSTTAYERNE SPUR RESERVE	N ^o 1	26 ^x Trench dug 40 ^x Trench revetted.
	0.21.a.7.4		N ^o 2	40 ^x parapet sandbagged 10 ^x Trench revetted.
	0.23.c.3.3	SHELL-HOLE POST	N ^o 5	} Completed with 1/3 man Splinter proof Shelter in each
	0.23.c.3.6		6	
	0.19.d.5.9	Observation Post	7' landing	timbered 13' ladder in position. Fitted trap doors. Now complete.

R

14th. FIELD COY ENGINEERS
5th. AUSTRALIAN DIVISION

MISCELLANEOUS

Baths	Water heating plant for 15 th Fld. Amb. at DRAMOUTRE now complete
PUMPS.	3/repared
Bunks	57 Completed at LUMM FARM 0.27.d.17.
Latrines	2 1/4 seat Box Latrines completed at 17.28.e.2.6.

WATER SUPPLY.	17.21.6.9.8	2 1/2" pipe buried to required width.
---------------	-------------	---------------------------------------


SCREENING	0.27.d.3.8	58" hedge thickened for Camouflaging
	do	35" Breastwork erected.

R.E DUMPS	0.20.a.2.3	WYTSCHAETE DUMP	} Stores being delirered & maintained
	0.28.a.1.0	ANZAC do	
	0.27.a.8.8	GUM FARM do	

Buttall

B

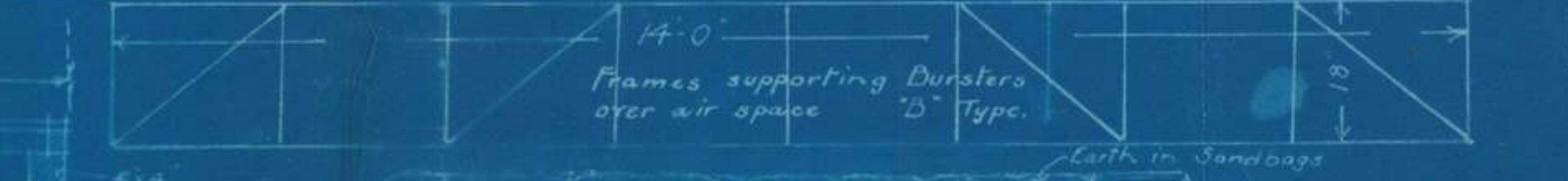
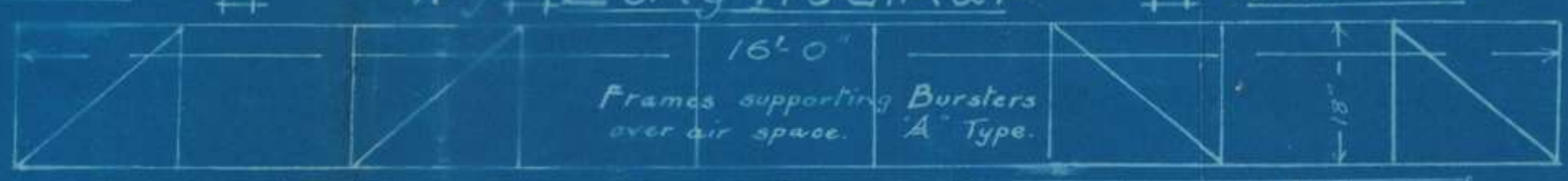
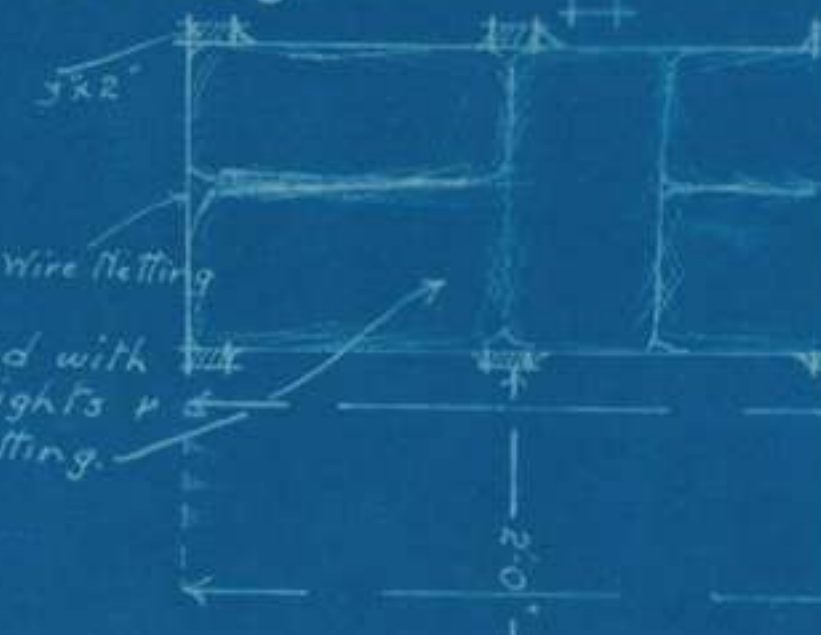
APPENDIX. I



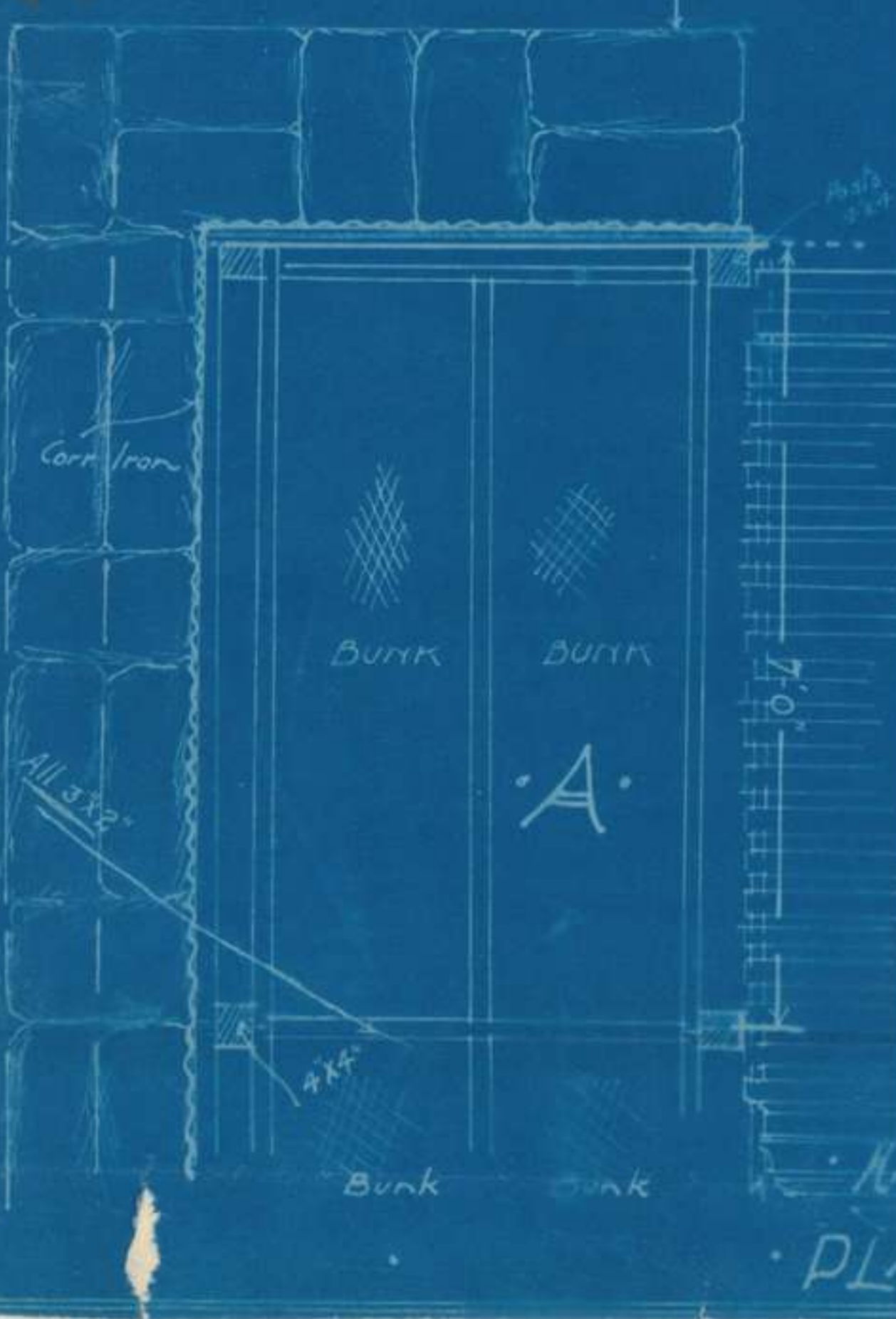
2'-0" down
A
CROSS SECTION

D
SECTION

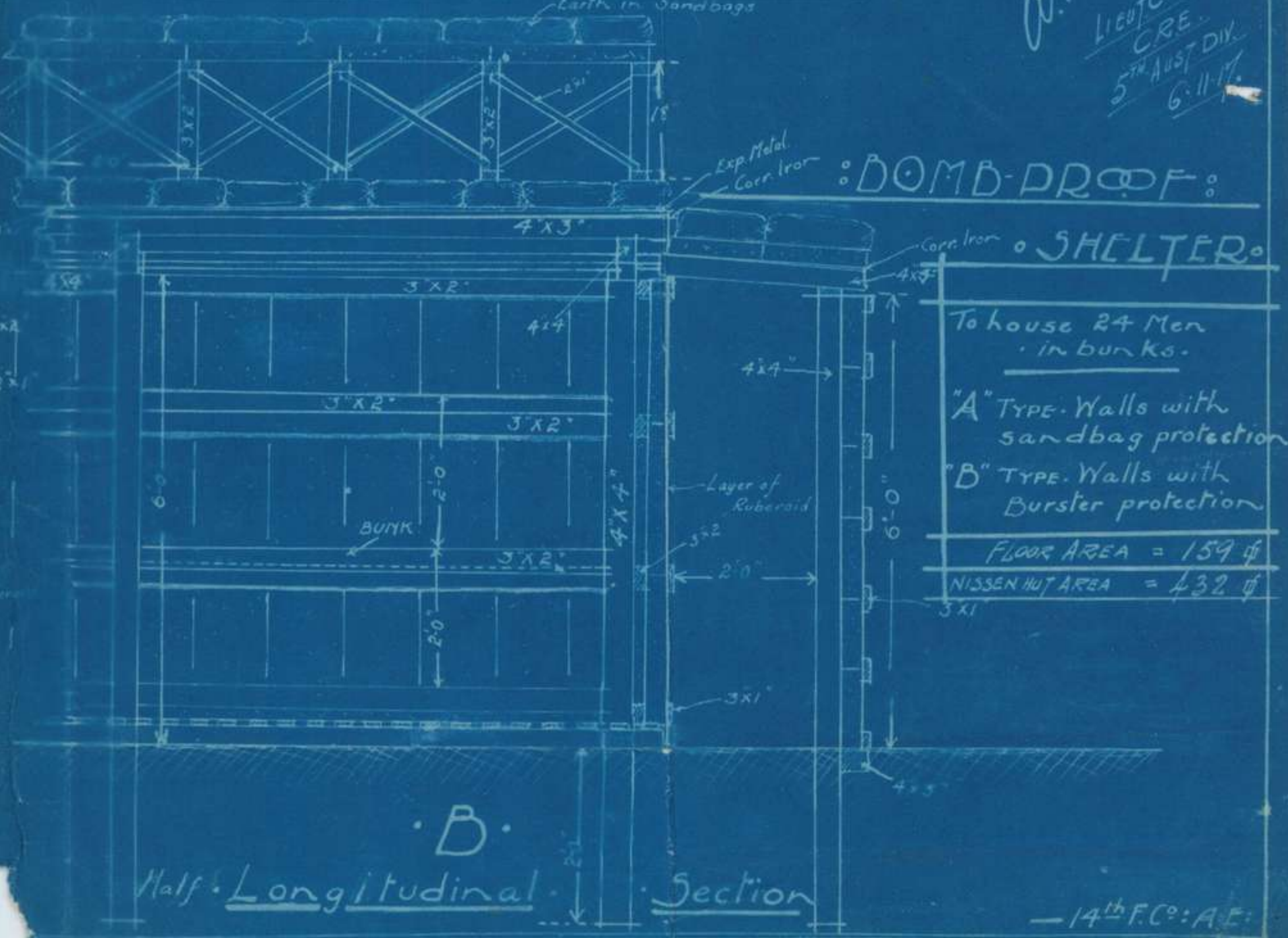
2'-0" down
A
Half Longitudinal Section



A.M. Cary
LIEUT. COL. R.E.
CRE.
5th AUSTR. DIV.
6.11.17



HALF PLAN



B
Half Longitudinal Section

TO HOUSE 24 MEN
IN BUNKS.
A TYPE. Walls with sandbag protection
B TYPE. Walls with burster protection
FLOOR AREA = 159 sq ft
NISSEN HUT AREA = 432 sq ft

R

*Original
Appendix J*

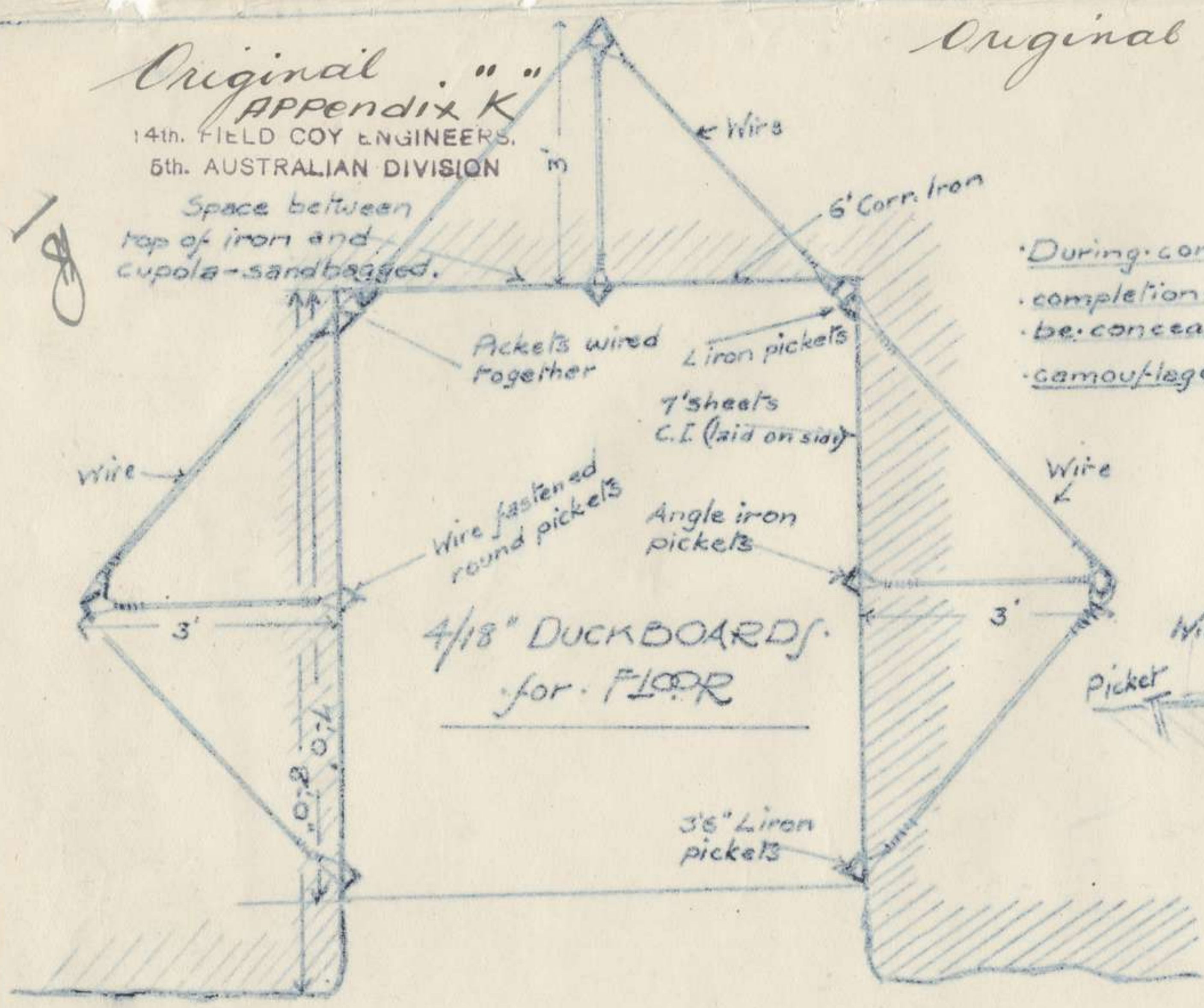
14th. FIELD COY ENGINEERS
5th. AUSTRALIAN DIVISION

Original
 APPENDIX K
 14th. FIELD COY ENGINEERS.
 5th. AUSTRALIAN DIVISION

Original

SPLINTER-PROOF:
 DUGOUT:

252

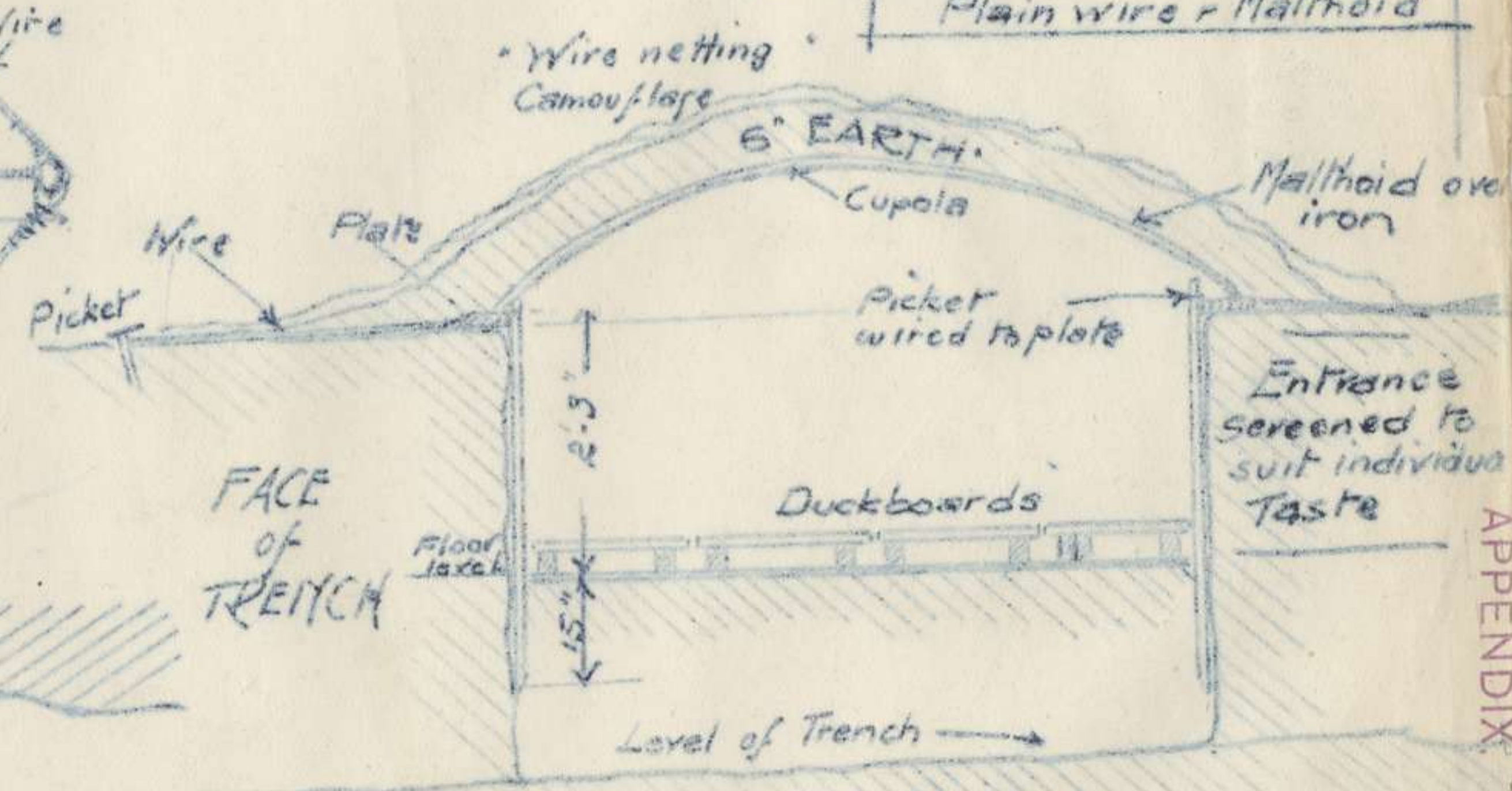


During construction and after completion of dugout... roof to be concealed "wire netting" camouflage.

TO ACCOMMODATE 4 MEN.
 Material required per Dugout.

4	Duckboards
3	English Cupolas
12	Angle iron pickets 3 1/2"
1	C. Iron 6"
12	do
6	Timber (plates) 7"

Plain wire r Malthead



TRENCH

FACE of TRENCH

PLAIN

SECTION

APPENDIX

29