

**AWM4**  
**Australian Imperial Force unit war diaries,**  
**1914-18 War**

Engineers

**Item number:** 14/34/26

**Title:** 15th Field Company, Australian  
Engineers

May 1918



AWM4-14/34/26



**CONFIDENTIAL.**

ORIGINAL.  
~~DUPLICATE.~~  
~~TRIPLICATE.~~

Australian Imperial Force.

**WAR DIARY**

OF

15th FIELD COMPANY, A.E.

FOR

MAY 1918

Signature of Officer compiling

*[Handwritten signature]*

Signature of Officer Commanding

*[Handwritten signature]*

O.C. 15FC, A.E.



Instructions regarding War Diaries and Intelligence Summaries are contained in F. S. Regs., Part II, and the Staff Manual respectively. Title pages will be prepared in manuscript.

## INTELLIGENCE SUMMARY.

(Erase heading not required.)

15<sup>th</sup> F. Coy. A.E.

Place	Date 1918	Hour	Summary of Events and Information	Remarks and references to Appendices
			Original	
DAOURS	May	1 <sup>st</sup>	Work commenced on AUBIGNY RESERVE LINE by Nos 2 & 4 Sections. 531 yds of traversed trench excavated. No 1 Section commenced work on Dugouts for Btn. H.Qrs at 07c and 013a. No 3 section cutting gaps for Artillery in wire and filling in trenches opposite gaps. Work commenced by No 3 Section on WATER SUPPLY at H 35 central. Survey of AUBIGNY RESERVE LINE commenced and arrangements made to commence wiring tomorrow. Relief of Coy. by 8 <sup>th</sup> F.C. completed. Weather - cold and cloudy. O.C. went over AUBIGNY FRONT and RESERVE LINES with B.M. 15 <sup>th</sup> AUS. INF. BDE. to arrange WORKS POLICY in AREA	
REF. MAP				
FRANCE 62 <sup>B</sup>				
1/40,000				
O.I.a.3.5		2 <sup>nd</sup>	No. 1 Section employed on Deep Dugouts for Btn. H.Qrs. at N18b and 013a. also re-numbering of Bridges over SOMME. Nos 2 & 4 Sections working on AUBIGNY FRONT and RESERVE LINES. 1027 lin. yds of traversed trench excavated. No. 3 Section making and erecting NOTICE BOARDS for ARTILLERY GAPS in WIRE and putting in white topped pegs to mark tracks from GAPS in WIRE to crossings over TRENCHES. Timber salvaged for DUG OUT work. STENCIL cut for marking BILLETS. Ground reconnoitred for DUGOUTS for 14 <sup>th</sup> F.A. BDE. WATER SUPPLY at H 35 central continued. 4 GS. Wagon and 4 GS. Limber loads of R.E. material transported from CORPS R.E. DUMP QUERRIEU to Coy. H.Qrs. Working Party Table forwarded to C.R.E. for parties supplied daily by 15 <sup>th</sup> AUS. INF. BDE for work on AUBIGNY RESERVE LINE. Weather - Fine and cloudy.	APP 2.
Transport Lines				
H 36 a 3.5				
		3 <sup>rd</sup>	Work continued on AUBIGNY FRONT and RESERVE LINES by Nos. 2 & 4 Sections. 1160 yds of double apron TACTICAL WIRE erected in FRONT LINE and 350 lin. yds of traversed trench excavated in RESERVE LINE. No. 1 Section continued work on DEEP DUGOUTS for Btn. H.Qrs. at N18b and 013a, all "sets" being cut out of the rough and prepared on the ground. No 3 SECTION commenced work on DEEP DUGOUTS for 14 <sup>th</sup> F.A. BDE at I. 23 d 7.2. Fitting up of troughs and tank for WATER SUPPLY at H 35 central gone on with. Pontoon Bridge thrown across CANAL at 02 b 0.7 and APPROACHES constructed by No. 3 Section. BRIDGE then broken, disassembled and stacked on N bank of CANAL adjacent to site. Trestles being left in position and camouflaged so that in an emergency BRIDGE can be made at very short notice. Survey work of AUBIGNY FRONT & RESERVE LINES continued and survey commenced of all DUGOUTS in the area. Model completed of patent MACHINE GUN MOUNTING and erected at D.H.Q. 1 GS. Wagon and 11 GS. Limber loads of material transported from Coy CORPS R.E. DUMP at QUERRIEU to Coy. H.Qrs. Bomb Proofing of horse lines commenced. Weather - Fine and bright.	



# WAR DIARY

Army Form C. 2118.

Instructions regarding War Diaries and Intelligence Summaries are contained in F. S. Regs., Part II, and the Staff Manual respectively. Title pages will be prepared in manuscript.

## or INTELLIGENCE SUMMARY.

(Erase heading not required.)

15<sup>th</sup> F. Coy. A.E

2

Place	Date 1918	Hour	Summary of Events and Information	Remarks and references to Appendices
			Original	
DAOURS	May	4 <sup>th</sup>	1450 lin. yds double apron TactICAL Wire erected on AUBIGNY FRONT LINE and 36 yds of Traversed Trench excavated in SWITCH LINE 020a6.8 to 020a6.4.	
Ref. Map.			470 yds of Traversed Trench excavated in AUBIGNY RESERVE LINE. Work continued on Dugouts for Btn. H. Qrs. at N18b and 013a and for 14 <sup>th</sup> F.A. Bde. H. Qrs at I23d 7.2. WATER SUPPLY at H 35 central at a standstill for fittings but fittings now obtained ready for work to be gone on with tomorrow. Barrel Pier Bridge shifted from 03d11 and reconstructed at 03c3.2 and duckboard track 100 yds long laid from Bridge towards S.P. on N. of CANAL	
FRANCE 62 <sup>D</sup>			Numbering of Billets in DAOURS commenced. Drawing board made for C.R.E. Survey WORK in area continued	
1/40,000			1 N.C.O + 1 spr. sent to take over AUBIGNY R.E. DUMP from 8 <sup>th</sup> F.C. Bomb proofing of horse lines continued.	
0103.5			R.E. material transported from CORPS R.E. DUMP at QUERRIEU.	
Transport Lines			O.C. accompanied G.O.C. 15 <sup>th</sup> AUST. INF. BDE round AUBIGNY RESERVE and FRONT LINE.	
			15 <sup>th</sup> AUST. INF. BDE. TACTICAL WORKING PARTY TABLE No.3 and Works Policy received	App 3 & 4
H3603.5		5 <sup>th</sup>	Weather - Fine with shower in evening. Continuation of work on AUBIGNY FRONT & RESERVE LINES. 1430 yds of double apron TACTICAL WIRE erected on FRONT LINE. 70 yds of traversed trench excavated on SWITCH LINE 020b40.85 to 020b55.65	
			626 yds of TRAVERSED TRENCH excavated in RESERVE LINE. DUGOUTS proceeded with for BTN. H. QRS. at N18b and 013a and for 14 <sup>th</sup> F.A. Bde. H. Qrs. at I23d 7.2. WATER SUPPLY at H 35 central completely ready for use	
			80 yds of brick wall from 09a6.3 to 09a6.9 demolished. Handrails and notice boards erected on Barrel Pier Bridge at 03c3.9. 100 yds more of duckboard track from BRIDGE towards S.P. on N of CANAL laid. Further work work numbering billets in DAOURS. 3 windows gas proofed	
			at 14 <sup>th</sup> Field Amb. at N6c9.4. Bombproofing of horse lines and Survey work in area continued	
			15 <sup>th</sup> AUST. INF. BDE. TACTICAL WORKING PARTY TABLE No.4. received.	APP. 5
			Lt GIBB picked up communication dropped by Enemy Aeroplane at 020b. approx enquiring re NON RICHTHOFEN.	APP. 6
			Weather. - Showery.	
		6 <sup>th</sup>	Work proceeded with on AUBIGNY SYSTEM. 750 yds of double apron TACTICAL WIRE erected on FRONTLINE. 77 yds. of TRAVERSED TRENCH excavated in SWITCH LINE 020b40.85 to 020b55.65.	
			468 yds excavated in RESERVE LINE. Dugouts for Btn. H. QRS. at N18b and 013a. complt continued also for 14 <sup>th</sup> F.A. Bde. H. QRS at I23d 7.2. another 120 yds. of brick wall from 09a6.3 to 09a6.9. demolished.	
			Numbering of billets in Dgouts and gas proofing of 14 <sup>th</sup> Field Amb. at N6c9.4. Lt Marrie reconnoitred	



WAR DIARY

Army Form C. 2118.

Instructions regarding War Diaries and Intelligence Summaries are contained in F. S. Regs., Part II, and the Staff Manual respectively. Title pages will be prepared in manuscript.

~~INTELLIGENCE SUMMARY.~~

3

(Erase heading not required.)

15<sup>th</sup> F. Coy. A.E.

Place	Date 1918	Hour	Summary of Events and Information	Remarks and references to Appendices
	May		Original	
DADURS Ref. Map.	6 <sup>th</sup>	(contd)	site for Dugout at Blangy-Tronville for 8 <sup>th</sup> Tank Btn and made necessary arrangements for commencing work. Notice boards made for S.A.A. and Barbed. Survey of area and bomb proofing of Horse Lines contd Weather - cloudy with rain in evening.	
FRANCE G2 <sup>E</sup> 1:40,000	7 <sup>th</sup>		O.C. attended 15 <sup>th</sup> Bde Conference at Blangy-Tronville. No 1 SECTION working on Deep Dugouts for Btn. H.Q.s at 013068 + 013056. 8 <sup>th</sup> Btn Tanks at N22d 58 and reconnaissance made for Dugout for 57 <sup>th</sup> Btn. at N186. No's 2 & 4 SECTIONS employed on AUBIGNY FRONT and RESERVE LINES. Breastwork thickened at S.P. 03d 2.8, 640 yds of Double Apron Tactical Wire erected on FRONT LINE and	



259

# WAR DIARY

Army Form C. 2118.

Instructions regarding War Diaries and Intelligence Summaries are contained in F. S. Regs., Part II, and the Staff Manual respectively. Title pages will be prepared in manuscript.

## INTELLIGENCE SUMMARY.

(Erase heading not required.)

15<sup>th</sup> F. Co. A.E.

4

Place	Date	Hour	Summary of Events and Information	Remarks and references to Appendices
	1918		ORIGINAL	
DAOURS.	MAY			
REF. MAP	9 <sup>th</sup> (Cont'd)		Auxiliary RESERVE LINE 1310 yds double across TACTICAL WIRE erected. 125 yds concertina barbed wire leads for gaps. 68 yds traversed trench excavated to left of SP. O.7d.4.1.	
FRANCE 62 <sup>0</sup>			DEEP DUGOUTS: B <sup>n</sup> HQ at O.13.a.6.8., O.13.a.5.6., N.15.b.9.1. continues also for Coy HQ. 8 <sup>n</sup> B <sup>n</sup> TANKS N.22.d.5.2, 14 <sup>th</sup> F.A. Bof HQ I.23.d.7.2., BTRY HQ I.24.b.4.2 and I.24.b.5.4.	
Y49 000			General work continued on gas proofing dugouts etc, notices for S.A. and Bombs received in trenches, Section of Messen Huts at Bof Sector in N.12.a. Capt S <sup>r</sup> Evans returned to duty with Company from A/O.C. 14 <sup>th</sup> F. Co A.E. Fine, bright day.	
O.I.a.35.			Wire BM 633 re working parties received from 15 <sup>th</sup> Inf. Bof.	App 7.
TRANSPORT LINES	10 <sup>th</sup>		Auxiliary FRONT & RESERVE LINES Construction of SP <sup>s</sup> , shelters and TACTICAL WIRING continued. SWITCH LINE from O.8.a.4.0 to O.8.a.4.2 100 yds traversed trench excavated. DUGOUTS at B <sup>n</sup> HQ, Coy HQ, 8 <sup>n</sup> B <sup>n</sup> TANKS and ORDNANCE HQ continued. D.P. at I.29.c.9.2.45. Reconnaissance made of site & arrangements made to commence work. Gas proofing 14 <sup>th</sup> FLD Amb N.6.c.9.4, Section of Messen Huts at N.12.a. continues. Numbering of billets in Busby commenced. Lt CK OLIVER MC. arranging to lower water level in Somme Canal above Daours lock. Side 5 <sup>th</sup> Ave Div. Engineer Instruction No 3.	App 8.
			Received memo 15/203/8 from CRE	App 9.
			" " 53/23/63 " "	App 10

D. D. & L., London, E.C. (A7883) Wt. W809/M1672 350,000 4/17 Sch. 52a Forms/C/2118/14

Handwritten initials and marks at bottom right.



WAR DIARY

Army Form C. 2118.

Instructions regarding War Diaries and Intelligence Summaries are contained in F. S. Regs., Part II, and the Staff Manual respectively. Title pages will be prepared in manuscript.

~~INTELLIGENCE SUMMARY.~~

(Erase heading not required.)

15<sup>th</sup> F. Co A.E.

5.

Place	Date	Hour	Summary of Events and Information	Remarks and references to Appendices
	1918.		ORIGINAL	
DAWES.	MAY.	11 <sup>th</sup>	Work continues on Auxiliary Front reserve lines also on Switch Line. Dugouts	



WAR DIARY

Army Form C. 2118.

Instructions regarding War Diaries and Intelligence Summaries are contained in F. S. Regs., Part II, and the Staff Manual respectively. Title pages will be prepared in manuscript.

~~INTELLIGENCE SUMMARY~~

(Erase heading not required.)

15<sup>th</sup> F. G. A. F.

6

Place	Date	Hour	Summary of Events and Information	Remarks and references to Appendices
	1918		ORIGINAL	
DRIVES	MAY	12 <sup>th</sup>	Engineer material being drawn direct from Amc. Corps Dump at QUERREU by BRIGADE transport, Cpl not being able to deliver this to Div. Dump at AUBIGNY.	
REF. MAP			Baths arranged for Companies at DRIVES BATHS on Tuesday 14 <sup>th</sup> inst, 100 at 10 am and 100 at 4 pm. Companies transport carting material to AUBIGNY defence line and work on dugouts.	
62 <sup>o</sup>				
1/40000				
O.I. a. 3.5.				
TRANSPORT			All working parties arranged for as usual for 10. hours	APP 13.
H. 36. a. 35			Cpl memo 83/23/66 received re construction of rafts for carrying Field Guns across river	APP 14.
			Light rain during morning, clearing up towards afternoon and evening.	
	13 <sup>th</sup>		AUBIGNY FRONT LINE - wiring and construction of Splinter-proof shelters continued	APP 15.
			AUBIGNY RESERVE LINE 620 yards traversed trench excavated, wiring and construction of splinter proof shelters. SWITCH LINE 60 yards traversed trench excavated from O.S. 57. to O.S. 66.	
			DUGOUTS - at BATH <sup>m</sup> and BATH <sup>h</sup> HQ, being continued. Visual Sig. Station in Chimney at I 29. c. 92. 45. completed. Strengthening and making Splinter proof cellar at I 29. c. 92. 45	APP 16.
			for Battery Control Station. Gas proofing 14 <sup>th</sup> Flc Amc door completed, lumbering of billets in Busay completed. Stadium 24' x 22' erected at 58 BATH <sup>m</sup> HQ. Lowering of water level in SOMME CANAL continued. WEATHER - SHOWERY.	

253  
253

J.P.



WAR DIARY

Army Form C. 2118.

Instructions regarding War Diaries and Intelligence Summaries are contained in F. S. Regs., Part II, and the Staff Manual respectively. Title pages will be prepared in manuscript.

~~INTELLIGENCE SUMMARY.~~

(Erase heading not required.)

15<sup>th</sup> F. Co. A.E.

7

Place	Date	Hour	Summary of Events and Information	Remarks and references to Appendices
	1918.		ORIGINAL	
DAOURS	MAY.		MAJOR GREENWAY solid extension of PIONEER SWITCH, in conference with CO. 57 <sup>th</sup> B <sup>n</sup> and GSO II 4 <sup>th</sup> and 5 <sup>th</sup>	
SHEET 62 <sup>D</sup>	14 <sup>th</sup>		Aux. Div <sup>no</sup> Auxiliary Front LINE wiring and construction of splinter proof shelters. Auxiliary RESERVE LINE 328 yds Traversed Trench excavated, 750 yards double apron fence erected and splinter proof shelters constructed. WESTERN EXTENSION PIONEER SWITCH 1300 yards laps in O20, O19 & N.24.	
Y49,000			Work on all dugouts continued, also gas proofing 14 <sup>th</sup> Fld Amb in DAOURS, 25 SAA discs	
O.I. a. 3.5.			Completed. DUMMY BRIDGE now prepared for erection at N.18. d. O.S. Level of water in Somme Canal lowered 2' 4" below normal. 744 340 OR. supplies by 15 <sup>th</sup> Inf Bde for work on Auxiliary	
TRANSPORT			RESERVE LINE. WEATHER - Cloudy, observation good.	
H.36 a. 35.	15 <sup>th</sup>		Work on Auxiliary Front, RESERVE and SWITCH lines continued. - wiring and construction of splinter proof shelters. WESTERN EXTENSION of PIONEER SWITCH 300 yds trench excavated, 400 yds trench 70% excavated. All dig dugouts continued. Timber and bamboo salvaged for constructions, rafts to transport FIELD GUNS across canal. Dummy Bridge erected across Somme Canal at N.18. d. O.S. Level of water in Canal above CORRIE lock 2' 8" below normal. 125 ft concertina barbed wire made. WEATHER - Fine & bright. MAJOR STEWART b <sup>n</sup> REGT UNITED STATES ENGINEERS at Coy H.R. to confer with MAJOR H. GREENWAY RSO. re Field Company equipment, organization and methods of work in the field.	

*[Handwritten signature]*

7



253

WAR DIARY

Army Form C. 2118.

Instructions regarding War Diaries and Intelligence Summaries are contained in F. S. Regs., Part II, and the Staff Manual respectively. Title pages will be prepared in manuscript.

~~INTELLIGENCE SUMMARY~~

(Erase heading not required.)

15<sup>th</sup> F. Co A.E.

8

Place	Date	Hour	Summary of Events and Information	Remarks and references to Appendices
	1918		ORIGINAL	
	MAY.			



WAR DIARY

Army Form C. 2118.

Instructions regarding War Diaries and Intelligence Summaries are contained in F. S. Regs., Part II, and the Staff Manual respectively. Title pages will be prepared in manuscript.

INTELLIGENCE SUMMARY.

(Erase heading not required.)

15<sup>th</sup> F. Co. A.E.

9

Place	Date	Hour	Summary of Events and Information	Remarks and references to Appendices
	1918		ORIGINAL	
	MAY.			
DAOWES	18 <sup>th</sup> (corr <sup>d</sup> )		and sids lathing commenced. Cubich driven 1'. B <sup>n</sup> HQ 0.13a. S.6. N <sup>o</sup> 1 and 2 Chambers	
SHEET 62 <sup>d</sup>			and Cubich sack driven 1' 6" and timbers. B <sup>n</sup> HQ. N.18. b. 9.1. N <sup>o</sup> 1 + 2 Chambers sack driven	
140000			3' and timbers, offset driven 1'. 8 <sup>th</sup> BATT <sup>n</sup> TANKS N.22. a. S.8 N <sup>o</sup> 1 Chamber driven 2' 6" and	
O.1.a. 35			N <sup>o</sup> 2 driven 2'. 14 <sup>th</sup> FIELD ART. BOE HQ I.23. d. 7.2. N <sup>o</sup> 2 driven 6' and timbers.	
TRANSPORT			BATTERY HQ I.24. b. 5.4 N <sup>o</sup> 1 driven 2' and timbers N <sup>o</sup> 2 driven 3' and timbers.	
H.36 a. 3.5			" " I.24. b. 4.2. N <sup>o</sup> 1 driven 3' and timbers.	
			" " I.29. a. 9.2. 4.5. Cubich for signals driven 4' 6".	
			3 aeroplanes bombs dropped near home lines at 10pm last night. 1 driver and	
			1 horse wounded. WEATHER - Warm and bright.	
	19 <sup>th</sup>		All work on trenches stopped for the day owing to working parties from 15 <sup>th</sup> line	
			BOE being given a holiday. Work on all deep dugouts continued. All available	
			sappers and drivers sent down to DAOWES BATHS during the day. Winter clothing	
			exchanged for summer issue. ENGINEER INSTRUCTION N <sup>o</sup> 6 re WATER LEVEL in SOMME RECEIVED	APP. 18.
	20 <sup>th</sup>		Work continued on AVIGNON FRONT and RESERVE LINES, wiring, construction of breastworks	
			and construction of splinter proof shelters. WESTERN EXTENSION OF PIONEER SUTCH. 453 yards	
			Transverse trench excavated. All deep dugouts going ahead.	

*[Handwritten signature]*



WAR DIARY

Army Form C. 2118.

Instructions regarding War Diaries and Intelligence Summaries are contained in F. S. Regs., Part II, and the Staff Manual respectively. Title pages will be prepared in manuscript.

INTELLIGENCE SUMMARY

(Erase heading not required.)

15<sup>th</sup> F. Co A.E.

Place	Date	Hour	Summary of Events and Information	Remarks and references to Appendices
	1918		ORIGINAL	
	MAY			
DAOWES.	20 <sup>th</sup>	Cont <sup>d</sup> .	Dummy Bridges Sockets O.2. a. 17. Repairs to footbridges at O.1. a. 4. 4. Y.M. Gun	
SHEET G2 <sup>D</sup>			Bases 20 completed, remainder 80% complete. Water level above CORBIE lock now 2' 7"	
Y40000			below normal. Water level above DAOWES lock lowered 9 inches. WEATHER WARM.	
O.1. a. 35.	21 <sup>st</sup>		Auxiliary Front Line: S.P. O.2. b. 2. 3. 25 yards excavated, 3 splinter proof shelters completed	
TRANSPORT			4. S.A.P. recesses constructed.	
H 36. a. 35.			Auxiliary Reserve Line 300 yds. double apron Tactical wire sockets. O.1. a. 45. 98 3 bay	
			breastwork 65% complete. I. 21. c. 20. 15. 4 bay and 1 traverse breastwork 60% complete.	
			H. 36. d. 8. 6. 4 bay and 1 traverse breastwork 30% complete.	
			WESTERN EXTENSION PIONEER SWITCH 800 yds. double apron tactical wire sockets.	
			Work on all dugouts continued. 30 Y.M.C. bases completed to date.	
			Dummy Bridges at N. 18. c. O. 11. repairs. Level of water above CORBIE Lock 2' 8" below normal.	
			level above DAOWES lock 2'. WEATHER Warm and bright.	
	22 <sup>nd</sup>		MAJOR GREENWAY together with BOE MAJOR 15 <sup>th</sup> INF BDE, CO. 3 57 <sup>th</sup> and 59 <sup>th</sup> BNS sites Switch	
			line through O. 20. a. connecting the Auxiliary line and WESTERN EXTENSION OF PIONEER	
			SWITCH with a DEFENSIVE FLOOR.	
			Auxiliary Front Line 130 yds. dummy trench dug 9' deep from O. 9. c. 2. 5 to O. 9. c. 2. 4.	

D. D. & L., London, E.C. (A7883) Wt. W809/M1672 350,000 4/17 Sch. 52a Forms/C/2118/14

Signature



WAR DIARY

Army Form C. 2118.

Instructions regarding War Diaries and Intelligence Summaries are contained in F. S. Regs., Part II, and the Staff Manual respectively. Title pages will be prepared in manuscript.

~~INTELLIGENCE SUMMARY~~

(Erase heading not required.)

15<sup>th</sup> F. Co A.E.

11

Place	Date	Hour	Summary of Events and Information	Remarks and references to Appendices
	1918		ORIGINAL	
	MAY			
DAONES	22 <sup>nd</sup>	Cont <sup>d</sup> .	AUXILIARY RESERVE LINE O.I.a. 45.98, I 21. c. 20.15, H.36. d. 8.6. Breastworks completed.	
SHEET 62 <sup>o</sup>			WESTERN EXTENSION PIONEER SWITCH 485 yds. double arrow tactical wire erected. Switch is	
Y40000			PIONEER SWITCH west of O.I.u. d. 33.08. 176 yds. trench excavation. Work on all dugouts	
O.I.a. 3.5.			going ahead. Repairs to Dummy BRIDGE at N.18. c. 0.4. Completed. Level of water in	
TRANSPORT			Somme Canal above Corbie Lock 2'9" below normal, above Daones lock 3' below normal.	
H.36. a. 35.			WEATHER - Warm.	
	23 <sup>rd</sup>		Auxiliary Front Line: SP. O.9. a. 8.4. 15 yards trench dug. Dummy trench O.I.u. b. 8.6. 20 yards trench	
			deepens to 3 ft.	
			Auxiliary Reserve Line: Construction of parapets at rear of breastworks O.I.a. 45.98, I 21. c. 20.15 and	
			H.36. d. 8.6. 40% complete. EXTENSION OF PIONEER SWITCH wiring and excavation of trench.	
			Work on all dugouts going ahead. 45 Vickers MG Bases completed. 28 frames for	
			splinter proof shelters completed. 76 ft barbed wire concertina made. Has S.W. in O.S.C.	
			50% taken down and carted to Coy Dump. Two notice Boards - GAS ALERT ZONE - completed.	
			Water level in Somme above Corbie Lock 3'1" below normal, above Daones lock 3'4"	
			below normal. Company transport carting material from Coy Dump O.I.a. 35 to	
			RESERVE and PIONEER SWITCH LINES. WEATHER - Warm, strong wind during afternoon	

*J.H.*



WAR DIARY

Army Form C. 2118.

Instructions regarding War Diaries and Intelligence Summaries are contained in F. S. Regs., Part II, and the Staff Manual respectively. Title pages will be prepared in manuscript.

~~INTELLIGENCE SUMMARY.~~

(Erase heading not required.)

12.

15<sup>th</sup> F Co A.E.

Place	Date	Hour	Summary of Events and Information	Remarks and references to Appendices
	1918		ORIGINAL	
	MAY			
DAOURS	24 <sup>th</sup>		Switch to Pioneer Switch + 335 yards traversed trench excavated.	
SHEET 62 <sup>D</sup>			Auxiliary RES. LINE SP. O.2.a.20. 80 yds traversed trench excavated, Construction of parapets to Breastworks at	
1/40000			O.1.a.45.98, I.21.c.20.15 and H.36.d.86, 4 splinter proof shelters put in.	
O.1.a.3.5.			Work on all dugouts continued. Lowering of approaches to Dorman Bridge O.2.a.96 complete.	
TRANSPORT			Gas proofing ADVANCED DECKING STATION - Auxiliary. 1 door and 1 window completed.	
H.36.a.3.5.			Water level above Colbier lock 3'0" below normal, above Daours lock 3'0" below normal.	
	25 <sup>th</sup>		Auxiliary Switch 40 yards traversed trench excavated from O.2.a.05.05 in a north westerly direction. Work on parapets and construction of splinter proof shelters to breastwork on Auxiliary RES LINE continued.	
			RAILWAY CUTTING DEFENCES? 10 two man posts excavated in southern slope of cutting at O.2.c.15.	
			PIONEER SWITCH - Concertina barbed wire placed at gaps in tactical wire.	
			All deep dugouts continued. Construction of kiln for salving gases commenced	App 19.
			1 gas door completed at A.D.S. Auxiliary. Approaches to Barne Pier Bridge O.1.a.5.6 adjusted to suit lowering level of water in Somme Canal.	
			Water level above Colbier lock 3'2" below normal, above Daours lock 3'4" below normal.	
			Weekly works report forwarded to C.E.	App 20

D. D. & L., London, E.C. (A7883) Wt W809/M1672 350,000 4/17 Sch. 52a Forms/C/2118/14



WAR DIARY

Army Form C. 2118.

Instructions regarding War Diaries and Intelligence Summaries are contained in F. S. Regs., Part II, and the Staff Manual respectively. Title pages will be prepared in manuscript.

~~INTELLIGENCE SUMMARY.~~

(Erase heading not required.)

15<sup>th</sup> F. Co. A.E.

13

ORIGINAL

Summary of Events and Information

Remarks and references to Appendices

Place	Date	Hour	Summary of Events and Information	Remarks and references to Appendices
	1918			
	MAY			
DAOURS.	26 <sup>th</sup>		No working parties from 15 <sup>th</sup> Inf. Bde. Work on all deep dugouts continued. Company parade and inspection by OC this morning. No further parades or work during the day.	
SHEET 62°				
Y40000	27 <sup>th</sup>		All work going ahead normally. Defensive wiring of PIONEER SWITCH by Sq <sup>th</sup> B <sup>n</sup> under the supervision of N <sup>o</sup> 4 section continued. Work on Auxiliary REFERENCE lines and dugouts continued.	
O.I.A. 3.5.				
TRANSPORT				
H.36 a. 3.5.			Soeser kiln completed. Repairs to Dummy Bridge at D.Z.C. 1.7 completed.	
			36 splinter proof shelter frames completed. 125 ft. concertina barbed wire made.	
			WEATHER - Warm. All available men sent down to DAOURS BATHS for a bath and change of underclothing, during the morning and afternoon.	
	28 <sup>th</sup>		WESTERN EXTENSION PIONEER SWITCH 400 yards double across defensive wire erected.	
			SWITCH TO PIONEER SWITCH 174 yards Traverses trench excavated. Auxiliary RAILWAY CUTTING defenses	
			O.I.A. 9.4 to O.I.D. 5.3 two 2 man posts excavated. Work now complete. Splinter proof shelters in	
			Auxiliary RES. LINE continued. Work on all deep dugouts continued. Soeser saving kiln completed.	
			Gasproofing A.D.S. Auxiliary continued. Repairs to Dummy Bridge D.Z.C. 1.7 completed.	
			WEATHER - Fine & warm.	
	29 <sup>th</sup>		Wiring and construction of splinter proof accommodation in Auxiliary REFERENCE lines and	
			PIONEER SWITCH continued. Work on all deep dugouts continued. WEATHER - Fine.	

*[Handwritten signature]*



WAR DIARY

Army Form C. 2118.

Instructions regarding War Diaries and Intelligence Summaries are contained in F. S. Regs., Part II, and the Staff Manual respectively. Title pages will be prepared in manuscript.

~~INTELLIGENCE SUMMARY.~~

(Erase heading not required.)

15<sup>th</sup> F. Co A.E.

14.

Place	Date	Hour	Summary of Events and Information	Remarks and references to Appendices
	1918.		ORIGINAL	
	MAY.			
DAOURS	29 <sup>th</sup>	9 pm	5 <sup>th</sup> Aves. DIVISIONAL ENGINEER INSTRUCTION N <sup>o</sup> 7. received	App 21.
SHEET 62 <sup>D</sup>	30 <sup>th</sup>		Work continued on Avesian Front and RESERVE LINES, PIOTARA SWITCH and deep dugouts.	
1/40000			MAJOR H. GREENWAY DSO. CAPTAIN FRANK MC and LT A.T. EWART MM went on to camp of 13 <sup>th</sup>	
O.I. a. 3.5			F. Co A.E. at QUERRIEN H. H. c. 55. This morning and completed arrangements for taking	
TRANSPORT			on work from 15 <sup>th</sup> F. Co A.E. in Back Area.	
H 36 a. 3.5			MEMO 3/105/19 received from C.S.	App 22
			COY. MOVEMENT ORDER 1918/5/1 issued by MAJOR H. GREENWAY DSO	App 23.
	31 <sup>st</sup>		No working parties available from 15 <sup>th</sup> INF. BDE for work on Avesian DEFENSE LINES owing to relief taking place. Work on dugouts continued.	
		8.30 am	LT DRIVER MC LT EWART MM and N <sup>o</sup> 2 Section went off from Coy HQ? O.I. a. 3.5 to proceed by march route to 13 <sup>th</sup> F Co Camp at H. H. c. 55.	
		10 am	Advance party consisting of 2 OFFICERS and 1 section of 13 <sup>th</sup> F Co A.E. arrived to take over work.	
		1 pm	LT W. GIBB MM. proceeded to 567 <sup>th</sup> A.T. Coy N.31. a. 57. to relieve Officer of 13 <sup>th</sup> F. Co A.E.	
			LT HEDINGS and support of N <sup>o</sup> 3 Section returned from attachment to 150 <sup>th</sup> Army Bde Artillery.	



# WAR DIARY

OF

15th FIELD COMPANY, A.E.

FOR

MAY 1918

## LIST OF APPENDICES.

No.	Subject.
✓ 1	Plan of AREA ( Attached to original only).
✓ 2	Working Party Table
✓ 2a	Works Report 1-5-18 to 3-5-18.
✓ 3	Bde.Tactical Working Party Table No.3
✓ 4	Brigade Order
✓ 5	Bde.Tactical Working Party Table No.4
✓ 6	Communication from German Flying Corps.
✓ 7	Memo re Working Parties from B.M. 663.
✓ 8	Engineer Instruction No.3.
✓ 9	C.R.E. Memo re "Flying Foxes"
✓ 10	C.R.E. Memo re Notice Boards.
✓ 11	Message re Working Parties from B.M. 648.
✓ 12	Engineer Instruction No.4.
✓ 12a	Works Report 4-5-18 to 10-5-18.
✓ 13	Message re Working Parties from B.M. 660.
✓ 14	C.R.E. Memo re rafts for Field Guns.
✓ 15	Plan of Trench Shelters.
✓ 16	Plan of Visual Signal Station.
✓ 17	Works Report 11-5-18 to 24-5-18.
✓ 18	Engineer Instruction No.6.
✓ 19	Plan of KILN for Reduction of solder.
✓ 20	Works Report 18-5-18 to 24-5-18.
✓ 21	Engineer Instruction No.7.
✓ 22	C.R.E.Memo re relief of 4th Div.Engineer Officers.
✓ 23	Movement Order 1918/5/1
✓ 24	Plan of Dugouts for 60th Battalion.
✓ 25	Sketch of Notice Boards.
✓ 26	Graph shewing reduction of water level in Somme Canal.
✓ 27	Works Report 25-5-18 to 31-5-18.
✓ 28	Plan of Dugouts for 150th Army Brigade R.F.A. (Attached to original only).
✓ 29	Plan of Dugout at O 13 a 5 6 (Attached to original and duplicate).
✓ 30	Plan of Dugout at O 13 a 6 8 (Attached to original and duplicate).
✓ 31	Plan of Dugout at N 18 b 9 1 (Attached to original only).
✓ 32	Dugouts in Company's area (Attached to original and duplicate).
✓ 33	Plan of Dugouts for 14th F.A.Bde.(Attached to original and duplicate).
✓ 34	Sketch of V.M.G.Tripod Base.
✓ 35	Graph shewing strength of Unit for May.
✓ 36	Handing over Notes.
✓ 37	Plan of Emergency Raft (Attached to original only).
✓ 38	Q.M.S. Notes.
✓ 39	Notes on work during month of May.

*Howard Quinlan*  
Major  
C.E. 1875.16







ORIGINAL WORKING PARTY TABLE

APPENDIX 2

PARTY		TIME	RE. OFFICER	RE-DERIVOUS	FOR WORK ON	REMARKS.
OFF.	OR					
2	150	8 <sup>am</sup>	L'EWART	O7 central	AUBIGNY RESERVE LINE	Parties on tasks work 2 lined yards French per man. Each man to carry 1 peck of shovel.
3	150	8 <sup>am</sup>	L' GILBERT	O13 central	"	
3	150	2 <sup>pm</sup>	L'EWART	O7 central	"	
3	150	2 <sup>pm</sup>	L' GILBERT	O13 central	"	
(TECHNICAL SUPERVISION is also being supplied to similar parties in AUBIGNY LINE)						
			2.5.15.		<i>W. De Haven</i> OC. 1572. AR.	



253

18

Appendix 2.A

(1) German

APPENDIX 2.A

WORKS REPORT For period 1/5/18 to 3/5/18

SUBJECT	LOCATION	PROGRESS OF WORK	STATE OF COMPLETION	REMARKS
<u>FRONT LINE</u>	O 14 d 6 4	24 yards of post excavated	Complete	
	O 14 d 22 24	24 " " "		
<u>P OSTS</u>	O 9 c 2 1	24 " " "		
	O 8 d 9 2	24 " " "		
	O 15 a 05 80	24 " " "		
<u>WIRING</u>		1160 yards DOUBLE APRON tactical wire erected.		
<u>TRAVERSE LINE</u>				
S.P.'s. and Traversed Trench				
S.P.1	O 20 a 0 1	36 yards excavated	Complete	
" 2	O 19b 98 30	43 " "		
" 3	O 20 a 1 9	48 " "		
" 4	O 14 c 15 20	48 " "		
" 5	O 13 d 98 40	46 " "		
" 6	O 13 b 8 0	59 " "		
" 7	O 13 b 6 4	44 " "		
" 8	O 7 d 4 1	44 " "		
" 9	O 7 d 4 5	64 " "		
" 10	O 7 d 25 95	60 " "		
" 11	O 7 b 20 15	44 " "		
" 12	O 7 b 00 55	60 " "		
Right of	S.P.5	17 Firebays & 17 1/2 Traverses excavated		
" "	" 6	11 " " 10 1/2 " "		
" "	" 7	88 yards of trench excavated		
Left of	" 1	2 Firebays and 2 Traverses excavated		
" "	" 2	8 " " 7 " "		
" "	" 3	148 yards of trench excavated		
" "	" 9	100 " " " "		
" "	" 11	76 " " " "		
Connecting S.P.'s	10 and 11	148 " " " "		
Artillery gaps in wire		Artillery gaps out in wire 20 ft wide and two lines of trenches filled in for 20ft opposite gaps in lines H 30 b - H 30 d - & H 36 b, I 25 a - I 25 c - I 31 a.		
<u>GENERAL DUGOUTS</u>				
Bn.H.Q.	N 18 b	No.1 DRIVE driven 12 ft and close timbered		
		" 2 " " 12ft 6" " "		
	O 13 a	No.1 DRIVE driven 10ft and close timbered		
		" 2 " " 12ft " " "		
Artillery Dugout	I 23 d 7 2	Artillery Dugouts: 2 open cuts commenced and survey made of site.		
Water Supply	H 35 a 5 5	Tank hoisted onto stand, two water troughs placed in position fitted up and connected to tank.		



253

Appendix. 2A.

19

(2)

## WORKS REPORT

APPENDIX. 2A.

APP

For period 1/8/18 to 3/8/18

SUBJECT	LOCATION	PROGRESS OF WORK	STATE OF COMPLETION
BRIDGE Approaches	O 2 b 0 7	Approaches made for Pontoon Bridge. Bridge thrown, broken, dismantled and stored on North bank of Canal	
DUMP	O 1 a 3 5	Dump established at Company H.Q.	
SURVEY		Survey work on AUBIGNY Front and Reserve Line continued.	
SALVAGE		Timber salvaged and mining sets cut for dugouts	
General		Re-numbering of bridges on SOMME CANAL. Making billet notice boards Notice boards erected for artillery gaps in wire and white topped pegs put in to mark tracks from gaps in wire to crossings over trenches.	
Machine Gun mounting		Model made of PATENT MACHINE GUN MOUNTING.	



Appendix 3

Original

O.P.E.  
FOR AUSTRALIA  
DIVISION

Appendix 3

7/18/17

D.C. 15 F.C.O. A.E.

I have got DHO to ask Bde. why they are not giving you more than the Aust. Res. Line.

The original intention & arrangement, was that 600 men should be available for "Divisional" work, (which the Res Line is) and the remainder at disposal of Bde for forward Ambiguity Line.

Now, I have got 200 men per diem from 15 Bde for 17 F.C.O. which ought to leave 400 per diem for you. DHO has now the matter in hand.

4/5/18

Matthew Hall  
C.P.E.  
5000





*Amended 1/2*

253

15th AUSTRALIAN INFANTRY BRIGADE.

Original

BRIGADE TACTICAL WORKING PARTY TABLE No. 3. dated 3-5-18.

APPENDIX 3.

Brigade Serial No.	Unit Supplying	Strength Off. O.R.	Nature of duty.	Report to	Rendezvous	Time and date.	Remarks.
1.	57th Bn.	2 100	Work on AUBIGNY LINE	Place to be arranged between G.O. 15th Field Coy. A.E. and Battalion Commander		8 a.m. daily	Tools to be arranged between G.O. 15th Field Coy. A.E. and Bn. Cdr.
2.	58th Bn.	2 100	-do-	-do-		-do-	-do-
3.	59th Bn.	2 100	Work on RESERVE LINE			-do-	-do-
4.	60th Bn.	2 100	-do-	-do-		-do-	-do-
5.	60th Bn.	2 100	Work on Div. Reserve Line	Representative 14th Field Coy. A.E.	ESTAMINIST CORNER G.11.G.O-5.	8.50 p.m. daily.	Shovels to be carried. 4 hours task.
6.	59th Bn.	2 100	-do-	-do-	FOUILLOX CHURCH.	8 a.m. daily	-do-

- (a) All previous lists are hereby cancelled.
- (b) Personnel not detailed above will be at the disposal of Battalion Commanders.
- (c) All men are to be employed. Details in Unit Lines will be reduced to a minimum.

*J.F. Gollan*  
 Captain,  
 A/ Brigade Major,  
 15th Australian Infantry Brigade.

APPENDIX.

*18/3966*  
 C.R.E. For your information These latest things I have. I understand that we are to obtain parties at 2p.m. but there is nothing in this to say such as. I will render more works Report exactly what men left on the RESERVE LINE each day. I think the PROXIMATE is the Brigade's person only and don't interest in particulars, as regards labor applied hand men was

21



253

Appendix, H

Phumretun  
by

Headquarters,  
15th Australian Inf. Brigade.  
3rd May 1918

APPENDIX. H 4

Appendix 4.

57th Battalion  
58th Battalion  
59th Battalion  
60th Battalion

Original

47/3908

15th A.L.T.M.B.)  
15th F.Co.A.E.) For information.

1. With reference to the work now being done on the AUBIGNY LINE, Battalion Commanders in the line are now definitely placed in charge of the sectors and the defences of sectors.
2. The inter-battalion boundary is fixed as follows: O.7.G.9-6. - O.8.G.9-6. - thence along road running S.E. through O.8.D., O.9.C. Road inclusive to 58th Battalion.
3. The 15th F.Co.A.E. is rendering technical assistance.
4. Works Officers will be appointed and Battalion Commanders will personally inspect and direct all work to be done. Battalion Commanders will be responsible for the correct siting of all works, M.G. Posts, and wiring but should request assistance from the Commander of the Div.M.G. Battalion, C.O. 15th F.Co.A.E. and the C.R.S.
5. A Works Report will be submitted to reach Brigade Headquarters before 6 p.m. daily, showing nature of work, amount, and exact location.
6. As soon as the Reserve Line has reached a sufficient stage of advancement the 57th and 58th Battalions will be withdrawn from the AUBIGNY FRONT LINE to the RESERVE LINE. Nucleus garrisons consisting of one Lewis Gun Section per Company will be left in the front line. These men must be fully acquainted with all details of their Company Sector. The "Nucleus Garrison Officer" will be acquainted with the whole Battalion Sector. Nucleus garrisons may be relieved periodically.
7. 59th and 60th Battalions also 15th A.L.T.M.B. will arrange for all officers to be acquainted with the defences of the AUBIGNY ZONE.
8. Names to tactical points are allotted as follows:
  - (a) The apex of the tactical V at O.15.G.1-6. will be known as CORSE POINT.
  - (b) The apex of the tactical V O.15.B.4-9. will be known as QUARRY POINT.
  - (c) The apex of the tactical V at O.9.G.9-4 will be known as CEMETERY POIN
  - (d) The line running from O.14.B.4-6 will be known as CEMETERY SWITCH.

*J.P. Gale*

Captain.  
A/Brigade Major.  
15th Australian Infantry Brigade.





## 5th AUSTRALIAN INFANTRY BRIGADE

BRIGADE TACTICAL WORKING PARTY TABLE No.4.dated 4.3.18.

Appendix 5

Original

Brigade Serial No.	Unit. Supplying	STRENGTH Off.	O.S.	Nature of duty	Report to	Rendezvous	Time, and date	Remarks.
1.	57th Bn.	2	100	Work on AUSIGNY LINE.	Place to be arranged between C.O. 15th Field Co. A.E. and Battalion Commander.		8 a.m. daily.	Tools to be arranged between C.O. 15th Field Co. A.E. and Battalion Commander.
2.	58th Bn.	2	100	-do-	-do-		8 a.m. daily.	-do-
3.	57th Bn.	2	100	-do-	-do-		2 p.m. daily.	-do-
4.	58th Bn.	2	100	-do-	-do-		2 p.m. daily.	-do-
5.	59th Bn.	2	100	Work on Reserve Line.	-do-		8 a.m. daily	-do-
6.	60th Bn.	2	100	-do-	-do-		8 a.m. daily.	-do-
7.	59th Bn.	2	100	-do-	-do-		2 p.m. daily.	-do-
8.	60th Bn.	2	100	-do-	-do-		2 p.m. daily.	-do-
9.	60th Bn.	2	100	Work on Div. Reserve Line.	Representative 14th F.Co. A.E.	ESTAMINET CORNER O.11.C.O-5.	8.50 p.m. daily.	Shovels to be carried. 4 hours task.
10.	59th Bn.	2	100	-do-	-do-	FOUILLOY CHURCH	8 a.m. daily.	-do-
11.	15th ANZMC	50		Work on Dugouts.	Pioneer.Off.	Brigade H.Q.	9 a.m.daily.	Carry midday meal.No tools.

(a) All previous lists are hereby cancelled.

(b) Personnel not detailed above will be at the disposal of Battalion Commanders

(c) All men are to be employed. Details in unit lines will be reduced to a minimum

*H. J. Green*  
 Captain.  
 A/Brigade Major.  
 15th Australian Infantry Brigade.

APPENDIX

25



Appendix. 6.

Original

Dem

APP

APPENDIX C

Königlichen Englischen Flieger Korps

Bitte um Mitteilung über das Geschick des Rittmeisters Freiherr  
von Richthofen.

Mit bestem Dank .

Der Kommandeur der Flieger .



Appendix

"A" Form. MESSAGES AND SIGNALS.

Army Form C. 2121. (In pads of 100.)

Prefix	Code	m.	Words	Charge	No. of message
Office of Origin and Service Instructions.			This message is on a/c of:		Recd. at m.
			Sent		Date
			At m.		From
			To		By
			By		(Signature of "Franking Officer.")

Originator

TO 15th Field Coy AF

Apr 7

Sender's Number.	Day of Month.	In reply to Number.	AAA
* BM653	9		

WP Table No 4 AAA Serials 1, 2, 3 & 4 are cancelled AAA 5, 6, 7 & 8 will report with minimum actual <sup>working</sup> strength of 50 AAA line Battalions are at disposal of Btms Commanders AAA Btms Commanders to push on work on AUBIGNY system AAA strengthening of wire and completion of Echelon posts to receive precedence AAA Reserve Btms will place every <sup>available</sup> man that can economically employed at disposal of line Btms AAA 57th Btm will deal with 59th Btm & 58th Btm with 60th Btm direct AAA addressees all Btms repeated 15th Field Coy AF

From	15th A1 Bde
Place	8 PM
Time	

The above may be forwarded as now corrected.

(Z)

Censor.

Signature of Addressor or person authorised to telegraph in his name.

\* This line, except AAA, should be erased if not required.

Wt. W 3253/P511. 500,0.0 Pads. 1/18. B. & S. Ltd. (E2389.)



253

26

Appendix 8

APPENDIX 8

Headquarters 5th. Australian Divisional Engineers.

Original

5TH. AUSTRALIAN DIVISIONAL ENGINEER INSTRUCTION No. 3 .  
-----oo00oo-----

1. The 15th. Field Coy. will take over from the 8th. Field Coy., the responsibility of lowering of the level of the water above CORBIE Lock to 4 ft. below the normal level of the water there.
2. The rate of decrease of head of water above this Lock is to be slightly increased, and when this reduced level of water is reached, the 15th. Field Coy. will be responsible that it is maintained.
3. Arrangements are also to be made by the latter Company to pass away any increase in flow of water below the CORBIE Lock by means of the Locks at DAOURS and near GLISY.
4. The 8th. Field Coy. will arrange that approaches to Barrel Pier Bridges above CORBIE Lock are adjusted to suit change of level.

*A. E. C. R. E.*

Lieut-Col. A.E.  
C.R.E.  
5th. Australian Division....

10/5/18.

Distribution:-

- 1 Copy to 15th. Field Coy.
- 1 Copy to 8th. Field Coy.
- 3 Copies War Diary.
- 1 Copy File.





253

Appendix. 9.

27

91 Original.

Headquarters 5th Australian Divisional Engineers.

- ~~8th Field Co.~~
- ~~14th Field Co.~~
- 15th Field Co. ✓
- 

Appendix 9  
 5th AUSTRALIAN  
 DIVISION.  
 15/203/8  
 Date.....

Please reconnoitre villages, factories, etc. in your neighbourhood to see if much wire rope could be salvaged. The reason is that in view of possibility of many bridges being destroyed, it might be very useful to have "Flying Foxes" erected in anticipation. The trees along the canal and river ~~\*\*\*\*~~ would lend themselves admirably to this purpose. Please report as to availability of cable, and also as to your views on this subject.

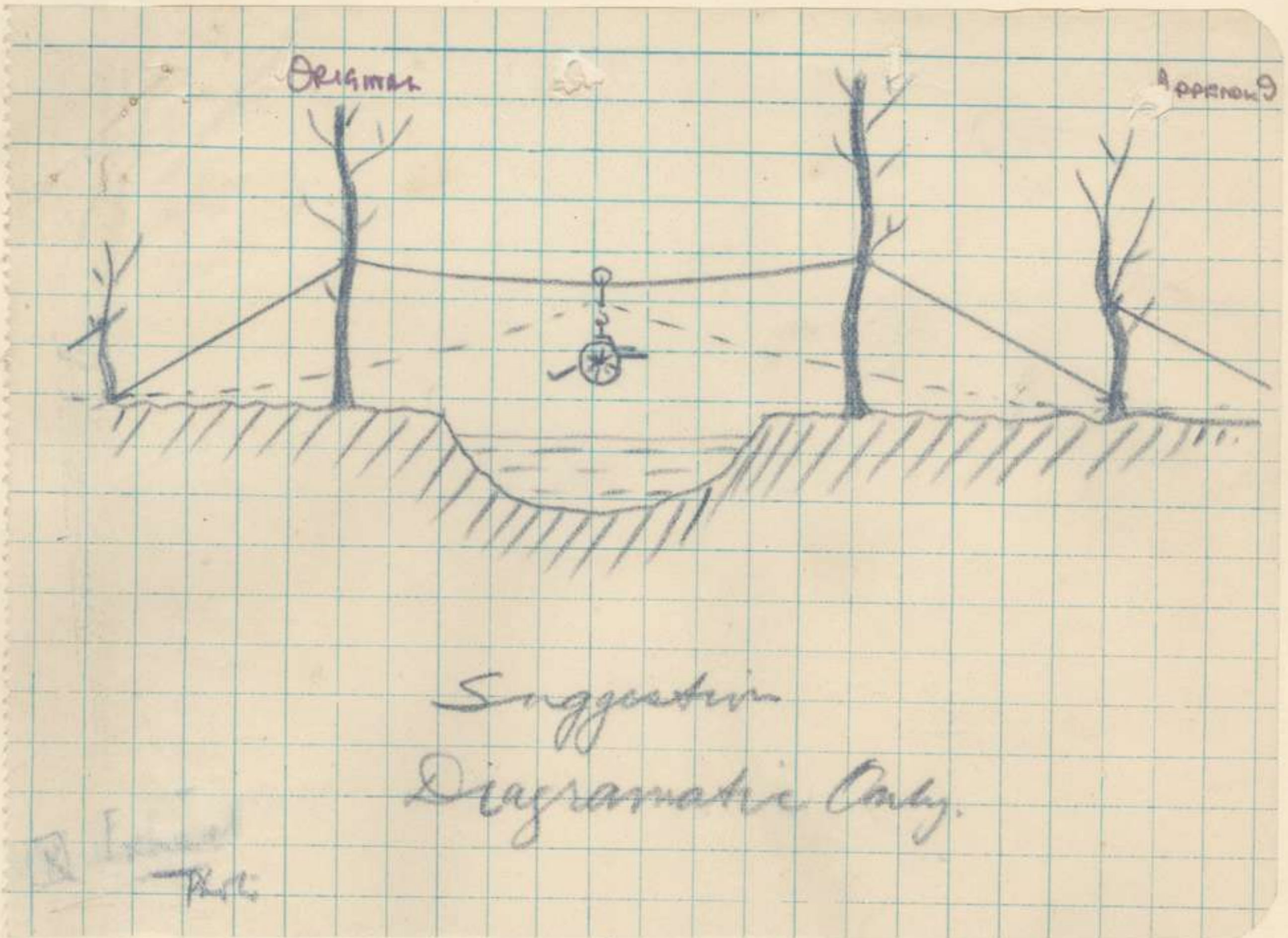


*A. E. ...* Lieut-Col. A.E.  
 C.R.E.  
 5th Australian Division..

10/5/18.









253

Appendix. 10.

29

Original

Apr. 10.

Headquarters 5th. Australian Divisional Engineers.

C.R.E.
5th AUSTRALIAN DIVISION.
83/22/63.
Date.....

O.C.,  
15th. Field Co.  
-----

Reference my 83/21/61 of 8th. instant.  
C.E., Australian Corps has instructed the 2nd. Australian  
Tunnelling Coy. to carry out the work of erecting notice boards  
at Bridges in this Divisional Area.

Please cancel the above-mentioned memo. and inform this office  
how many notice boards have been made so that they may be handed  
over to the Tunnelling Coy. concerned.

*SM obtains  
numbers that are furnished  
to be more  
10/5/18.*

*[Signature]*  
5th. Australian

Lieut.-Col. A.E.  
C.R.E.  
Division....



Appendix. 11

**"C" Form.**  
**MESSAGES AND SIGNALS.**

Form C. 2123.  
(In books of 100.)

No. of Message *116*

Prefix <i>M 27</i>	Code <i>27</i>	Words <i>1</i>	Received.
			From <i>ago</i>
Charges to Collect			By <i>ago</i>
Service Instructions.			Sent, or sent out.
<i>10/5 address</i>			At <i>AVE</i> m.
Handed in at <i>ago</i>			To
Office <i>2.35 p.m.</i>			By
Received <i>2.41/2 m.</i>			Office stamp

Office stamp: *AVE 1.V.18.*

TO *15 Field Coy A8*

Sender's Number *Bm 648*      Day of Month *11*      In reply to Number *AAA*

<i>all</i>	<i>working parties</i>	<i>tomorrow</i>	
<i>cancelled</i>	<i>except those</i>	<i>coming</i>	
<i>forward to</i>	<i>14</i>	<i>F</i>	
<i>1 Coy</i>	<i>A8</i>	<i>and</i>	<i>parties</i>
<i>50</i>	<i>supplied by</i>	<i>59</i>	
<i>and</i>	<i>60</i>	<i>Bns</i>	<i>to</i>
<i>15</i>	<i>F</i>	<i>Coy</i>	<i>A8</i>
<i>at</i>	<i>2</i>	<i>pm</i>	<i>aaa</i>
<i>other</i>	<i>personnel</i>	<i>available for</i>	
<i>Baths</i>	<i>cleaning up etc</i>		
<i>and</i>	<i>divine service</i>	<i>aaa</i>	
<i>Chaplains</i>	<i>to be advised</i>		
<i>aaa</i>	<i>added all</i>	<i>Bns</i>	
<i>reptd</i>	<i>15</i>	<i>F</i>	<i>Coy</i>
<i>A8</i>			

FROM *15 A.I. Bde*

TIME & PLACE *2.30 pm*

\*This line should be erased if not required

C. & R. 7530. Wt. W14882/M/1528 100,000. 8/17. (K930). Forms C/2123





Mass in Parish  
Church James  
to adv. Confession  
Agree Mass

253



Appendix. II

30



253

Appendix 12

31

App 12

Headquarters 5th. Australian Divisional Engineers.

Original

Appendix 12

5th. AUSTRALIAN DIVISIONAL ENGINEER INSTRUCTION No. 4.

-----oooo0oooo-----  
ACTION IN CASE OF HOSTILE ATTACK.

1. All ranks will report back to their company Headquarters as quickly as situation permits, and companies will stand to, with transport ready to move; and await orders from this office.  
A Sapper Officer is to report to affiliated Brigade from each Field Company, as a liaison officer.
2. The dormant bridge at O.2.a.8.5. will be built across river by 15th. Field Coy., and the one at O.4.c.2.0. by the 8th. Field Coy., as soon as it has been ascertained by the Os.C. concerned that a serious hostile attack is developing.
3. When telephone communication between this office and companies is destroyed, two cyclist runners will report to this office from each company.

Lieut-Colonel. A.E.  
C.R.E.

11/5/18.

5th. Australian Division ...

Distribution :-	Copies.
8th. Field Co.	1.
14th. Field Co.	1.
15th. Field Co.	1.
War Diary.	3.
File.	1.





253

32

Appendix. 12A.

APPENDIX 12A

(1) WORKS REPORT For Period 4-8-18 to 10-8-18 inclusive

SUBJECT	LOCATION	PROGRESS OF WORK	STATE OF COMPLETION	REMARKS
<u>FRONT LINE</u>				
WIRING		5560 yards DOUBLE APRON tactical wire erected		
SWITCH LINE	0 20 b	253 yards traversed trench excavated		
	0 8 a 4 0	20 yards of trench previously dug developed		
	to 0 8 a 4 2	100 yards trench excavated		
Strong Points	0 14 d 45 90	27 yards excavated		
	0 9 b 0 7	30 " "		
Thickening of parapet	0 3 d 2 8	Thickening and extension of breastwork		
Splinter proof shelters		Excavations for 7 splinter proof shelters 7ft x 7ft in front line. 3 shelters erected.		
<u>RESERVE LINE</u>				
Traversed trench				
Left of	0 7 d 4 5	74 yards of traversed trench excavated		
" "	0 7 b 00 55	260 " " " "		
" "	0 14 c 15 20	86 " " " "		
" "	0 13 d 98 40	94 " " " "		
" "	0 7 d 4 1	520 " " " "		
" "	0 7 b 20 15	120 " " " "		
" "	0 13 b 55 55	48 " " " "		
" "	0 20 b 0 1	6 1/2 Fire bays and 5 traverses excavated		
" "	0 19 b 98 30	1 " " 2 " "		
Right of	0 7 d 4 1	140 yards traversed trench excavated		
" "	0 13 b 6 4	60 " " " "		
" "	0 13 b 55 55	48 " " " "		
" "	0 7 d 25 95	60 " " " "		
" "	0 20 a 1 9	9 Fire bays and 8 traverses excavated		
Between	0 14 c 15 20 & 0 13 b 8 0	14 " " 14 " "		
"	0 20 a 1 9 & 0 14 c 15 20	104 yards traversed trench excavated		
WIRING		2660 yards DOUBLE APRON tactical wire erected		
		250 yards CONCERTINA barb wire made for gaps		
Gaps in wire		2 gaps cut in wire at I 32 b 3 4 and I 27 b, trenches filled in behind the latter; ramp being constructed in former.		
<u>GENERAL</u>				
Shelters		Excavations for 35 shelters 7ft x 7ft. 34 sets of frames prepared for splinter proof shelters.		
O.P.	I 29 c 92 45	Reconnaissance made of site		



(2)

WORKS REPORT

APPENDIX. 12A

SUBJECT	LOCATION	PROGRESS OF WORK	STATE OF COMPLETION	REMARKS
Echelon Posts	0 9 c 0 14 d & 0 14 b 0 20 b	3 posts excavated 10 " " 1 " "		
DUGOUTS				
Bn.H.Q.	0 13 a 5 6	No.1 DRIVE driven 13ft and close timbered		) Chamber Driven 2ft
"	0 13 a 6 8	" 2 " " 15ft " "		
"	0 13 a 6 8	" 1 " " 15ft " "		
"	0 13 a 6 8	" 2 " " 17ft " "		
14th F/Art. Bde.	I 23 d 7 2	No.1 DRIVE driven 35ft and close timbered		
8th Bn.Tanke	N 22 d 5 8	No.2 Open cut 24ft, 6ft driven.		
Bn.H.Q.	N 18 b 9 1	No.1 DRIVE driven 18ft & close timbered Opening out for chamber commenced		
Bty.H.Q.	I 24 b 4 2 <del>I 24 b 4 2</del> I 24 b 5 4	No.1 DRIVE 6ft open cut excavated 12ft driven and close timbered		
Bty.H.Q.	I 24 b 5 4	No.2 DRIVE 6ft open cut excavated 12ft driven and close timbered		
Bty.H.Q.	I 24 b 5 4	No.1 DRIVE driven 10ft & close timbered		
Bty.H.Q.	I 24 b 5 4	No.2 " " 4ft " "		
Bty.H.Q.	I 24 b 5 4	No.1 DRIVE sunk 6ft.		
Bty.H.Q.	I 24 b 5 4	No.2 " " 6ft.		
Gasproofing	N 6 c 9 4	14th Field Amb. 10 windows and 3 doors made gas proof.		
Nissen Bow Hute	N 12 a	2 Nissen bow hute transferred from Fouilloy to 15th Bde.School and erection proceeded with.		
Bridge	0 3 c 3 9	Barrell Pier Bridge moved from 0 3 d 1 1 and reconstructed at 0 3 c 3 9. Handrail and notice boards erected on same. 200 yards duckboard track laid from barrell pier towards strong points.		
Water Supply	H 35 a 5 5	Fitting up troughs and tank completed Supply now complete and in working order		
Lowering Canal		Lowering level of water in Somme Canal above Daours Lock.		
Demolition	0 9 a 6 3	200 yards brick wall demolished		
Visual Signal Station	I 29 c 92 45	Construction of Visual Signal station in chimney.		
Bomb proofing Dumps & Transport	H 36 a 3 5	Bomb proofing of Horse lines. Aubigny R.E.Dump taken over from 8th Field Co.A.E. Transport of R.E. material from Corps Dump Querrieu to Coy.H.Q.		
Notice Boards Etc.		Making notice boards for S.A.A. & Bombs. Numbering of billets in Daours completed.Work in Bussy commenced.		



253

34

Appendix 12

**"C" Form.** 1918  
**MESSAGES AND SIGNALS.** Army Form C. 2128.  
(In books of 100.)

Prefix.....Code.....Words.....  
 & s. d.

Charges to Collect.....  
 Service Instructions.....

Received.....  
 From.....  
 By.....

Sent, or sent out.....  
 At..... m. 12.V.18.  
 To.....  
 By.....

Office Stamp  
 TELEGRAMS

Handed in at..... Office..... m. Received..... m.

TO 15th Feb Coy A

Originator APP13  
Appendix 13

*Sender's Number <u>BM 660</u>	Day of Month <u>12</u>	In reply to Number	<u>AAA</u>
<u>work</u>	<u>on</u>	<u>AUBIGNY LINE</u>	
<u>to</u>	<u>be</u>	<u>pushed on</u>	
<u>with</u>	<u>working</u>	<u>parties on</u>	<u>AUBIGNY</u>
<u>reserved</u>	<u>and</u>	<u>in</u>	<u>forward</u>
<u>zone</u>	<u>reserve</u>	<u>as</u>	<u>before</u>
<u>0 a a</u>	<u>adding</u>	<u>all</u>	<u>was</u>
<u>15</u>	<u>and</u>	<u>14</u>	
<u>7</u>	<u>Coy</u>	<u>AE</u>	

FROM 15. A. I. Bar

TIME & PLACE 8: pm

\*This line should be erased if not required.  
 C. & R. 7220. Ws. W14852/M/1625 100,000. 2/17. (E930). Forms C/2128.





253

35

Appendix. 14

P1

Headquarters 5th. Australian Divisional Engineers. C.R.E.

Original

C.R.E.	
5TH AUSTRALIAN	
DIVISION.	
No. ....	80/25/66
Date .....	.....

APP 14

O.C. ,  
15th. Field Co.

In any rafts which you make for Field Guns, please make arrangements in their construction to prevent unskilled people capsizing the rafts by running the gun too far on, or by running it off too soon.

Detachable shore bays or ramps will be necessary.

Lieut-Col. A.E.  
C.R.E.  
5th. Australian Division..

12/5/18.



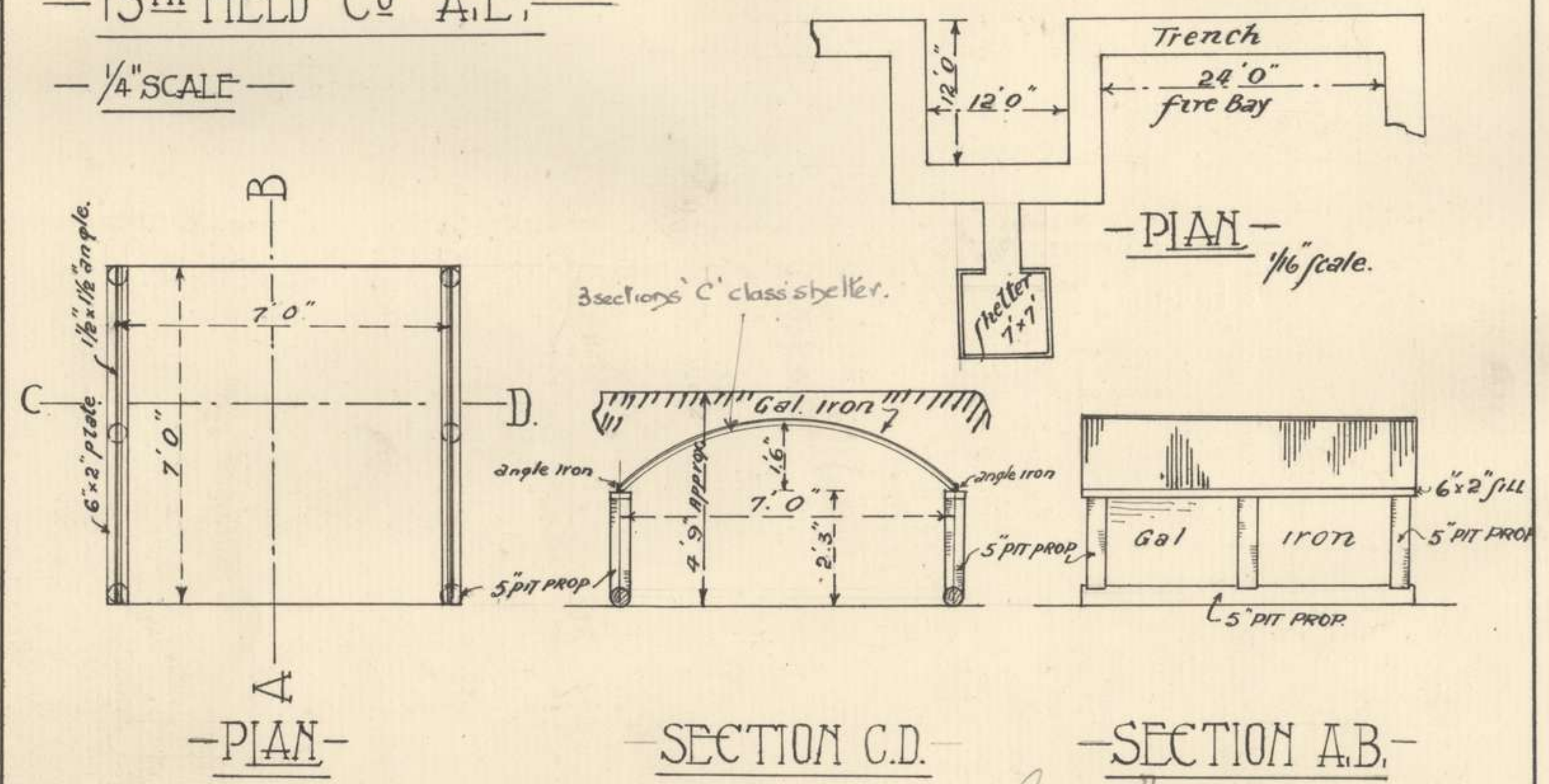
P1 ORIGINAL

APP 15.

# — PLAN OF TRENCH SHELTERS —

— 15<sup>TH</sup> FIELD CO A.E. —

— 1/4" SCALE —



— PLAN —

— SECTION C.D. —

— SECTION A.B. —

*Handwritten signature*  
OF 15<sup>TH</sup> FLD CO A.E.

Appendix 15.



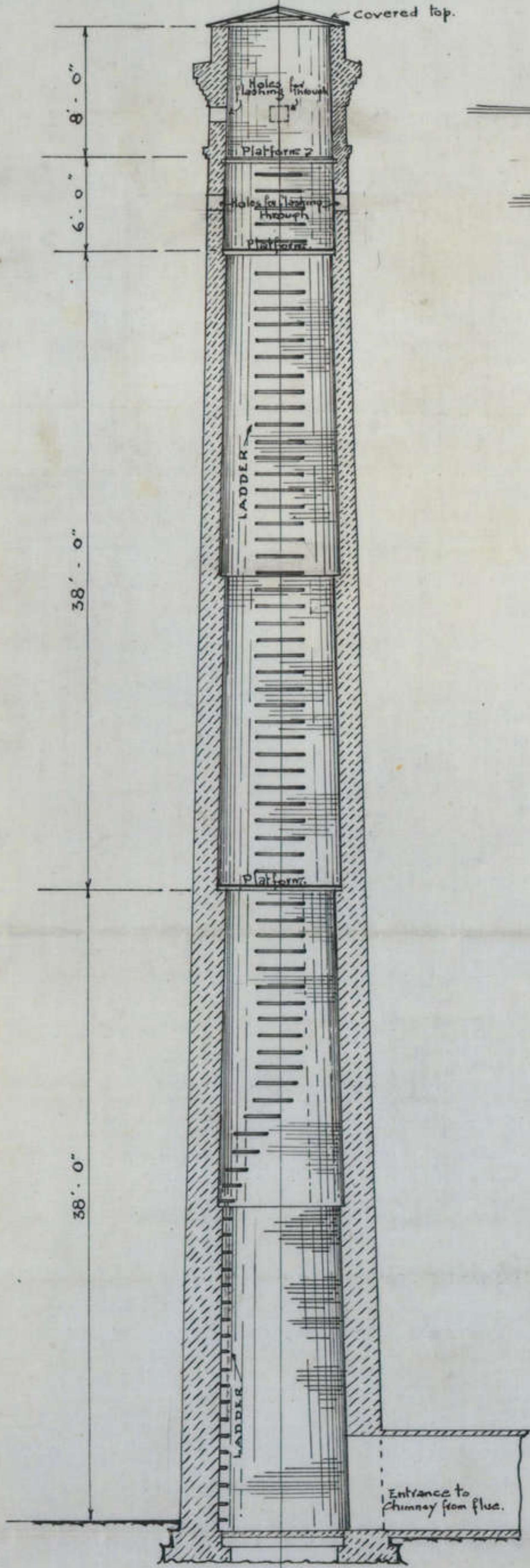
Original

# 15<sup>TH</sup> FIELD COMPANY A.E.

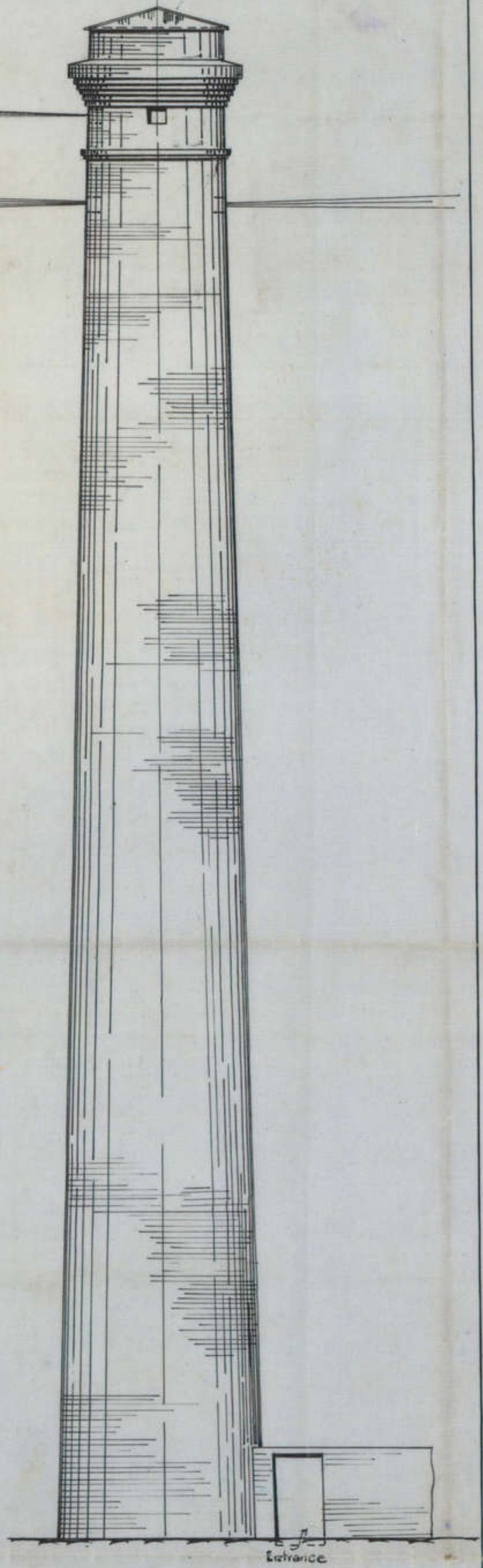
APPENDIX 16 37

## VISUAL SIGNAL STATION

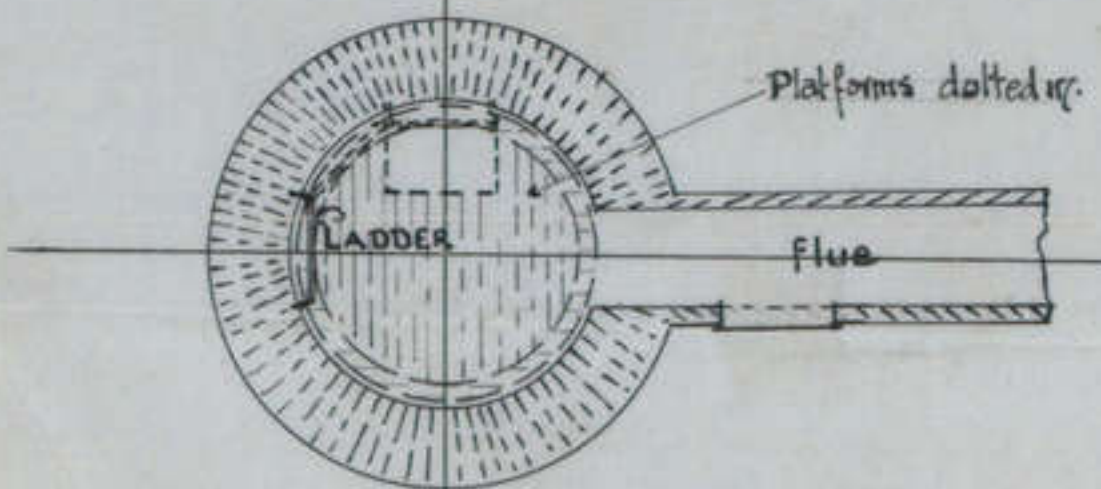
SCALE 1/8" to a foot.



SECTION



ELEVATION



PLAN

*Handwritten signature:*   
*OS. G.P.S. A.E.*   
*W.A.P.*



(1) WORKS REPORT For Period 11-5-18 to 17-5-18

Original

APPROVED

SUBJECT	LOCATION	PROGRESS OF WORK	STATE OF COMPLETION	REMARKS
<u>FRONT LINE</u>				
Wiring		2470 yards DOUBLE APRON fence erected.		
Echelon Post	O 9 c 2 6	1 Echelon post 20 yds. excavated		
Dog Leg Posts	O 14 b	3 dog leg posts excavated.		
Echelon posts wired	O 14 d	1000 yards wire erected around echelon posts.		
Breastwork	O 3 b 8 4	20 yards breastwork completed		
Splinter proof shelters	Front line	26 splinter proof shelters erected. 6 S.A.A. recesses completed.		
Switch line	O 8 c	415 yards traversed trench excavated.		
<u>RESERVE LINE</u>				
Traversed trench		1028 yards traversed trench excavated.		
Wiring		2350 yards DOUBLE APRON fence erected. 375 feet Concertina barb wire made.		
Breastwork	O 1 a 85 85	40 yards turf breastwork	90%	
Shelters		Excavations for 35 shelters 7ft x 7ft completed. 27 splinter proof shelters erected. 184 frames prepared for splinter proof shelters.		
Switch line	O 19	Western Extension of Pioneer Switch 1300 yards sited and taped. 1036 yards traversed trench excavated.		
Tracks		Marking gaps in wire and tracks to same with guide posts:- 1120 yards marked.		
<u>GENERAL</u>				
Dugouts	O 13 a 6 8	No.1 Chamber driven 19ft and timbered. No.2 Chamber driven 16ft 6" and timbered. Offset driven 6ft 6" and close timbered.		
	O 13 a 5 6	No.1 Chamber driven 16ft and timbered. No.2 Chamber driven 16ft 6" and timbered. Offset driven 6ft and close timbered. Cubicle driven 3ft.		
	N 18 b 9 1	No.1 Drive driven 16ft and close timbered. No.2 Drive driven 13ft 6" and close timbered. No.1 Opened out into chamber and driven 16ft. No.2 Opened out into Chamber and driven 16ft. Offset driven 1ft 6" and close timbered.		



(2)

## WORKS REPORT

app. 14.

SUBJECT	LOCATION	PROGRESS OF WORK	STATE OF COMPLETION
8th Bn. TANKS	N22 d 5 8	Chamber driven 18ft and timbered. No.2 Drive 2 c.yards loose earth excavated at entrance. 6ft driven and close timbered.	
14th F.A.Bde. H.Q.	I 23 d 7 2	No.1 Drive completed. Crosscut driven 45ft and close timbered. Signals cubicle 9ft x 7ft timbered and fitted with gas proof door, completed. H.Q. Cubicle 9ft x 7ft back and side lathed complete. No.2 Drive driven 30 ft and close timbered.	
Bty.H.Q.	I 24 b 5 4	No.1 Drive driven 18ft and close timbered. 1 set in and back lathed. No.2 Drive driven 25ft and close timbered.	
" " "	I 24 b 4 2	No.1 Drive driven 25ft. 2 sets in and back lathed. No.2 Drive driven 33ft and close timbered.	
" " "	I 29 c 92 45	8ft x 3ft shaft sunk 20 ft and timbered. Drive 6ft 6" x 3ft driven 18ft and close timbered. Underlay driven 2ft and timbered.	
O.P.	I 29 c 92 45	Entrance made at bottom of chimney 4 holes 9" square cut in chimney. 3 platforms fixed. 1 gas door fitted.	Complete
Control Station	" "	Cellar roof strengthened with timber props. 18" brick on top of roof. Brickwork burster 18" thick placed in front of entrance.	Complete
Gas proofing	N 6 c 9 4	14th Field Amb. 6 windows and 3 doors made gas proof.	
15th Bde. School	N 12 a	Erection of Nissen Bow Huts completed and tank delivered to site.	
Dummy Bridges	N 18 d 0 5	One dummy bridge prepared and erected	Complete
	O 2 a 1 7	Dummy bridge prepared for site at O 2 a 1 7.	
Lowering Canal		Lowering water level of Somme Canal above Daours Lock. Sluice winch at Daours Lock repaired. Level above Corbie has been reduced 2ft 9".	
General		Numbering of billets in Busey Construction of Vickers M.G. bases Material salvaged for 18PNDR. rafts 150 S.A.A. discs completed. Stadium 24ft x 22ft erected at 58th Bn. H.Q.	Complete



253

Appendix 18.

40

SECRET

Appendix 18.

Original.

Headquarters 5th. Australian Divisional Engineers.

5th. AUSTRALIAN DIVISIONAL ENGINEER INSTRUCTION No. 8.

-----000000000000-----

Reference water levels of SOMME and CANAL.

1. 15th. Field Company will lower level of water above DAOURS LOCK by 5 feet below normal, and continue to lower water above CORBIE LOCK by 4 feet below normal.
2. 8th. and 15th. Field Companies will construct permanent ramps alongside of the permanent ordinary abutments at sites of "dormant" bridges maintained by them to give approach to new bridge level. This to be done concurrently with the lowering of water levels.
3. 15th. Field Company will ensure that the extra flow of water below DAOURS LOCK is given ample get-away at Spillway and Lock in N.15.c..
4. Where tow-path would be cut by ramps, it must be left till the last moment to do this.

Lieut-Col. A.E.,

C.R.E., 5th. AUSTRALIAN DIVISION.

19th. MAY 1918.

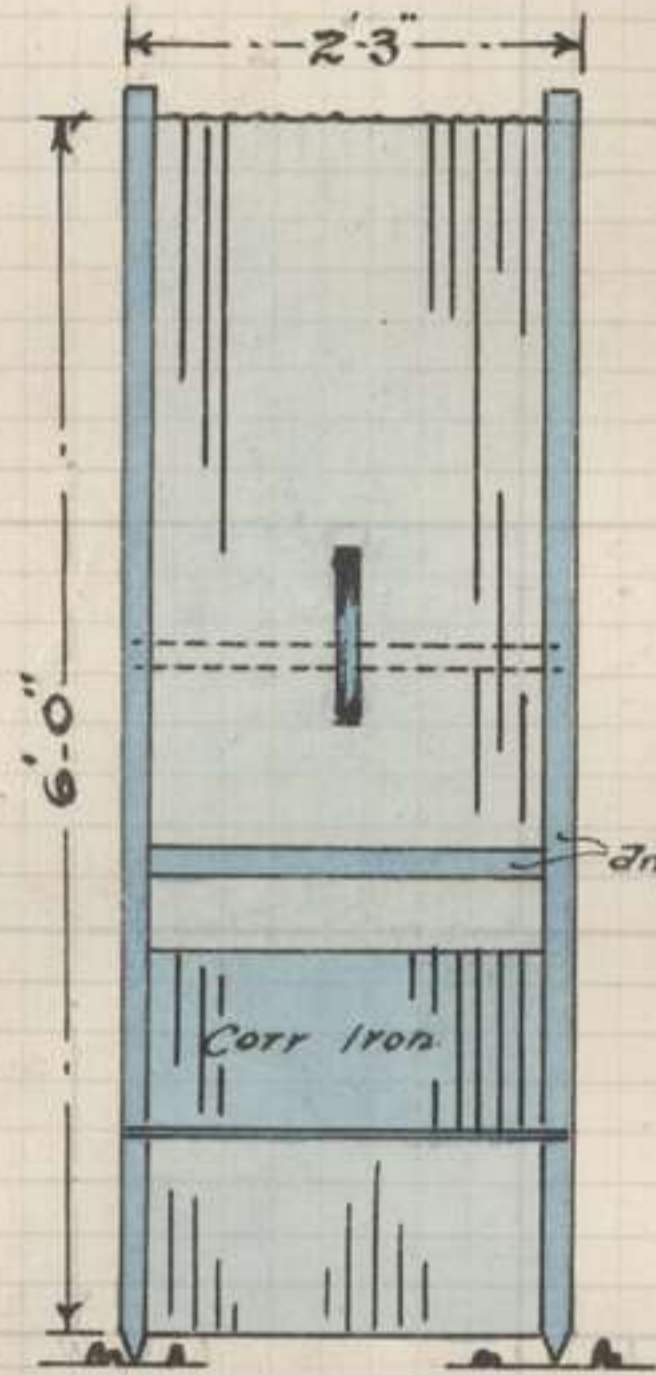
Copies to :-

- 8th. Field Co.
- 15th. Field Co. ✓
- War Diary.
- File.

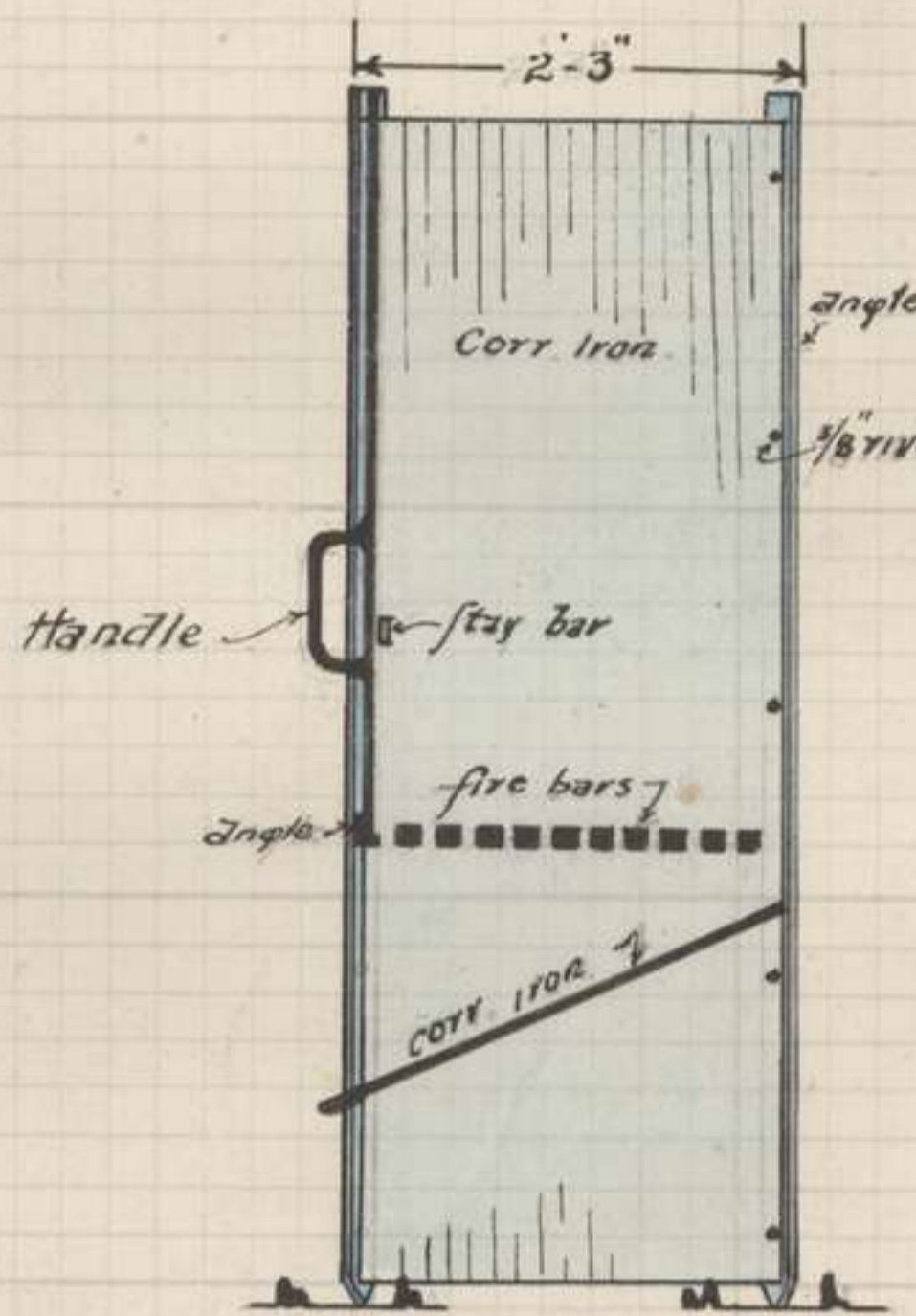


# KILN FOR REDUCTION OF SOLDER


1/2" SCALE



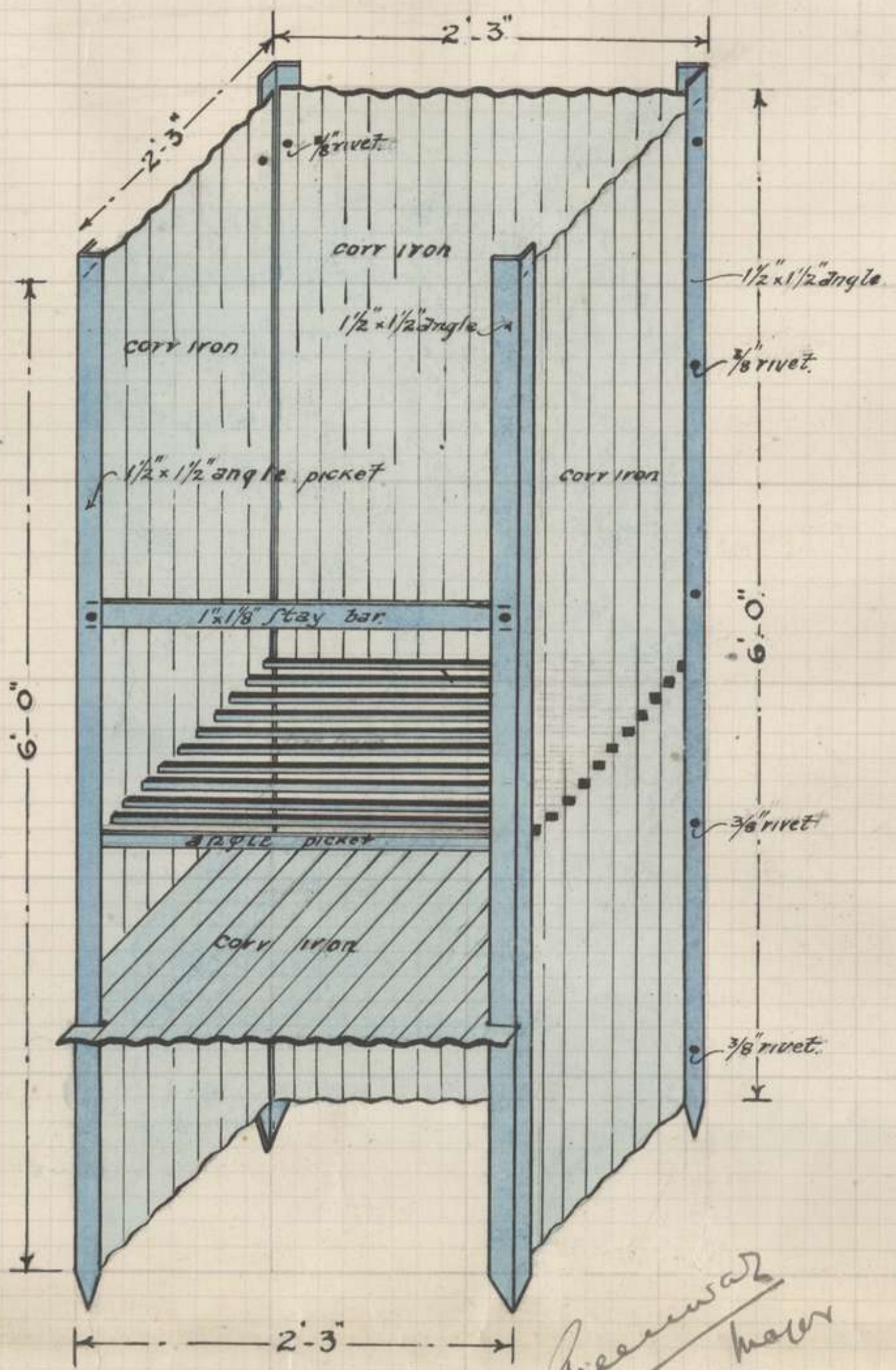
ELEVATION



SECTION



PLAN




*Handwritten signature:* Howard Greenward  
 D.C. (SPC. A.B.)  
 maker

APPENDIX 19



APPENDIX. 19



GENERAL PLAN OF THE  
MUSEUM OF THE  
AUSTRALIAN WAR MEMORIAL



APPENDIX IX 20

(1) Original WORKS REPORT For Period 18-5-18 to 24-5-18

SUBJECT	LOCATION	PROGRESS OF WORK	STATE OF COMPLETION	REMARKS
<u>FRONT LINE</u>				
Wiring		250 yards DOUBLE APRON fence erected.		
S.P.'s.	0 2 b 2 3	25 yards excavated.		
	0 9 a 8 4	30 " "		
Dummy Trench	0 9 c 2 5	130 yards dummy trench dug		
	to 0 9 c 2 4	9" deep.		
	0 14 b 8 5	20 yards dummy trench deepened to 3ft.		
Splinter Proof shelters		10 splinter proof shelters completed. 6 excavations for same completed. 7 S.A.A. recesses excavated.		
<u>RESERVE LINE</u>				
Wiring		900 yards tactical wire erected.		
S.P.	0 2 a 2 0	80 yards excavated.		
Breastworks	I 31 c 6 0	3 bay breastwork completed. Parados continued.		
	I 31 c 3 2	4 bay and 1 traverse breastwork completed. Parados continued.		
	H 36 d 8 7	4 bay and 1 traverse breastwork completed. Parados continued.		
Shelters		4-4 man splinter proof shelters put in.		
<u>PIONEER SWITCH</u>				
Traversed Trench		1239 yards traversed trench excavated.		
Wiring		1695 yards DOUBLE APRON tactical wire erected.		
Switch line	West of 0 14 d 33 08	747 yards of traversed trench excavated.		
<u>DUGOUTS</u>				
Bn.H.Q.	0113 a 6 8	Cross cut 9ft x 6ft 6" driven 3ft 6" and timbered complete. Cubicle driven 9ft and timbered complete. Floors levelled. Partition erected in Cross cut and two other partitions erected. 10 steps put in No.2 drive. 4 gas doors fitted. Work now complete.	Complete	



Appendix 90

APPENDIX 90

(2)

WORKS REPORT

SUBJECT	LOCATION	PROGRESS OF WORK	STATE OF COMPLETION	REMARKS
DUGOUTS (cont)				
Bn.H.Q.	O 13 a 5 6	Cross cut 9ft x 6ft 6" driven 7ft and timbered complete. Cubicle driven 6ft and timbered complete. 2 gas doors fitted.		
Bn.H.Q.	N 18 b 9 1	Cross cut 9ft x 6ft 6" driven 10ft and timbered complete. Offset driven 4ft 6" and close timbered. Cubicle driven 9ft and timbered complete. 2 partitions erected. 2 gas doors fitted.		
8th Bn.Tanks	N 22 a 5 8	Cross cut 9ft x 6ft 6" driven 24ft and timbered. No.2 Drive driven 15ft and close timbered complete.		
14th F.A.Bde.	O 7 a 5 4 I 23 d 7 2	Tomming up of cellar completed. Complete No.2 Drive completed and timbered. Cross cut 6ft x 3ft (driven 48ft and timbered complete). Floor of drives cleaned up. No.3 Cubicle driven 6ft, 3 sets in. 2 Gas doors fitted.		
Bty.H.Q.	I 24 b 5 4	No.1 Drive completed (driven 3ft 6" timbered and back lathed). No.2 Drive completed (driven 8ft timbered and back lathed) No.1 Cubicle completed. No.2 Cubicle 9ft x 6ft 6" completed.		
Bty.H.Q.	I 24 b 4 2	No.1 Drive completed. No.2 Drive completed. Cross cut driven 1ft 6" and back lathed. No.1 Cubicle 9ft x 6ft 6" complete.		
Bty.H.Q. (No2 Dugout)	I 29 c 92 45	Trucks and ways made to truck excavated material. No.1 Drive open cut 12ft, driven 10ft and close timbered. No.2 Drive open cut 12ft, driven 10ft and close timbered. Cross cut 6ft x 3ft driven 48ft and close timbered. No1 Cubicle 9ftx6ft-6" complete.		





Appendix. 20

(3) WORKS REPORT

APPENDIX. 20

SUBJECT	LOCATION	PROGRESS OF WORK	STATE OF COMPLETION	REMARKS
DUGOUTS (Continued) Bty.H.Q. No.2 Dugout)		No.2 Cubicle continued. Drive from centre of cross cut driven 22ft to break into cellar.		
Bty.H.Q.	I 29 c 92 45	Re-timbering of vertical shaft. Telephone cubicle driven 4ft 6" No.2 vertical shaft 6ft x 3ft sunk 21ft 6" and close timbered complete.		
114 How.Bty.	I 35 a 7 7	No.2 Drive driven 3ft. No.1 Shaft sunk 6ft and driven 13ft and close timbered. No.2 shaft sunk 6ft, driven 23ft and close timbered. Windlasses made for each shaft Cross cut commenced.		Not previously reported
Dugouts for 150th ARMY BRIGADE, R.F.A.				
B/150 Bty.	J 14 c 5 5	No.1 Drive 9ft stepped down and close timbered. 12ft driven and close timbered.		
C/150 Bty.	J 14 a 8 2	No.2 Drive 9ft stepped down. 8ft driven and close timbered. No.1 Drive 10ft stepped down 15ft driven and close timbered. No.2 Drive 12ft stepped down 6ft driven and close timbered.		
D/77 Bty.	J 14 d 6 4	No.1 Drive 7ft stepped down 13ft driven and close timbered. No.2 drive 9ft stepped down and close timbered.		
A/150 Bty.	J 15 a 9 6	15ft driven and close timbered		
D/150 Bty.	J 28 a 4 7	connecting two existing dugouts. No.1 Drive 16ft driven and close timbered. No.2 Drive 14ft driven and close timbered.		
Gas Proofing	J 9 c 7 2	3 gas doors fitted at Bty.H.Q. on existing work.		
<u>GENERAL</u>				
Dummy Bridges Repairs	O 2 a 1 7 O 1 a 4 4 N 18 c 0 4 O 2 a 9 5	Dummy bridge erected Repairs to bridge " " " Lowering of approaches to Dormant Bridge complete	Complete    Complete	





253

45

APPENDIX. 20

(4)

## WORKS REPORT

APPENDIX. 20

SUBJECT	LOCATION	PROGRESS OF WORK	STATE OF COMPLETION	REMARKS
Wire Hay Shed	O 8 c 95 80	325 feet Concertina barb wire made Shed taken down and material carted to Company Dump	50%	
Splinter Proof frames & Shelters		106 frames completed 21 complete shelters delivered to 57th Bn. for erection in Aubigny Reserve Line.		
V.M.G. Bases Lowering Canal Level		45 completed. Water Level of Somme Canal at Corbie Lock 3ft below normal. Above Daours Lock 3ft below normal level.		
15th Bde. School Guide pickets	N 12 a	Cover for tank made and fitted 150 pickets for marking gaps in wire prepared.	complete	
Notice Boards		2 "GAS ALERT ZONE" notice boards completed.		
Gas proofing	A.D.S.	Aubigny A.D.S. 1 door and 1 window made gas proof.		





253

46

APPENDIX. 21

**A Form.**  
**MESSAGES AND SIGNALS.**

No. of Message

Prefix	Cod	m.	Words	Charge	This message is on a/c of:	Recd. at	m.
Office of Origin and Service Instructions:						Sent	Date
					At	m.	Service
					To		
					By	(Signature of "Franking Officer.")	
							By

ORIGINAL

TO 15<sup>th</sup> Field Coy RE

App 21

Sender's Number.	Day of Month.	In reply to Number.	AAA
* N 789	29		

Reference 5<sup>th</sup> Australian  
Divisional <sup>Engineers</sup> Instructions No 7  
following addition is to  
be made in para 2 after  
"Work in Back Area" add "and  
Bullets"

From CRE

Place 5 Aust Div

Time

The above may be forwarded as now corrected. (Z)

Censor. Signature of Addressor or person authorised to telegraph in his name.

\*This line, except AAA, should be erased if not required.  
Wt. W 3253/P811. 500,0.0 Pads. 1/18. B. & S. Ltd. (E2389.)






SECRET.

5TH. AUSTRALIAN DIVISIONAL ENGINEER INSTRUCTION No. 7.  
-----ooo000ooo-----

1. The 5th. Australian Division will be relieved by the 4th. Aust. Division at 10 a.m. 2nd. proximo. Relief of Field Coys. is to be complete by 12 noon on 1st. proximo. (Coys. to move on this day).
2. The 8th. Field Coy. will be relieved by the 12th. Field Coy. (FRECHENCOURT B. 23. central), 14th. Field Coy. by the 4th. Field Coy. (RIVERY M. 2. c. 7. 3.) and the 15th. Field Coy. by the 13th. Field Coy. (QUERRIEU H. 11. c. 5. 5.).  
Field Companies of 5th. Aust. Division will take over work in back area from relieving Companies of 4th. Aust. Division.
3. O's. C. Field Companies of 5th. Aust. Division will visit O's. C. relieving Companies on morning of 30th. inst. (to arrange to take over back area work on 31st. inst. by an advance party, to avoid discontinuity of work).
4. Responsibility for work in Back Area by Field Companies of 5th. Aust. Division will commence on 1st. proximo.
5. The equivalent of a Section will be sent forward by each Field Company of 4th. Aust. Division to each Field Company of this Division on 31st. inst. to secure continuity, and will commence work on 1st. proximo.
6. O's. C. relieving Field Companies will visit O's. C. Field Companies of this Division on 31st. inst. to go over area.
7. Pontoon equipment less wagons, of 4th. Aust. Divisional Engineers will be taken over by Field Companies of 5th. Aust. Division at the Horse Lines of the Companies of the former Division.  
Relieving Field Companies of 4th. Australian Division will take over pontoon equipment less wagons of this Division at its present locations.
8. All FRENCH vehicles in possession of Field Companies of 5th. Aust. Division will be handed over to relieving Field Companies and a receipt obtained. A copy of this receipt will be forwarded to this office.  
Conditions of use of civilian vehicles are to be explained to relieving Field Companies.
9. ACKNOWLEDGE.

 Lieut-Colonel. A. E.  
C. R. E.

29th. MAY 1918.

5th. Australian Division.

Distribution:- 8th. Field Co.  
14th. Field Co.  
15th. Field Co. ✓  
C. R. E., 4th. Aust. Divn.  
Copies to:- C. E. Aust. Corps  
War Diary.  
File.



Original

Appendix 22.  
 5th AUSTRALIAN  
 DIVISION.  
 No. 3/105/19.  
 Date

Headquarters 5th. Australian Divisional Engineers.

8th. Field Co.  
15th. Field Co.

There are at present two officers, of 4th. Australian Divisional Engineers, attached to 567th. A.T. Coy. (N.31.a.5.7.).  
 These two officers are to be relieved by an officer from each of 8th. and 15th. Field Companies on 1st. instant.  
 All arrangements are to be made on 31st. instant to take over work and to maintain continuity thereof.

Attach this to  
 bag out file  
 30/5/18. *182*

*J. J. Parker* Lieut-Col. A.E.  
 C.R.E.  
 5th. Australian Division.





ORIGINAL  
MOVEMENT ORDER.

APPENDIX 23

15 FC AE

1918/5/1.

MAP REF G2 D  $\frac{1}{20000}$ .

1. 15 F.C. AE will relieve 13<sup>th</sup> F.C. AE on  
1. 6. 18 and be relieved by same

Company.

2. N<sup>o</sup> 2 SECTION (LT AT Ewart M.M.) will  
proceed to QUERRIEU on 31<sup>st</sup> unit and  
take over works <sup>except para 3.</sup> handled by 13 FC. AE and  
take over camp at H II C. 5.5.

3. LT CK OLIVER M.C. will take over bridge  
that was to be constructed by 13 FC. AE at  
QUERRIEU.

4. An advance section of 13 FC. AE will  
arrive at 15 FC. AE on 31<sup>st</sup> unit acting  
as advanced guard and will relieve

L<sup>t</sup> HARDINGE at 150<sup>th</sup> RFA and N<sup>o</sup> 3  
sections at 14<sup>th</sup> A.F.A. RFA DUGOUTS.

5. Relief of ~~the~~ remainder of work will be  
carried out before noon 1<sup>st</sup> prox.

6. Sections (except N<sup>o</sup> 2) will proceed by march  
route to new camp at H. II. C. 5.5 independently  
on 1<sup>st</sup> prox. clearing present camp not  
later than 9 a.m.

7. Transport will move under orders CAPT S.E.  
EVANS M.C. on 1<sup>st</sup> prox to H II C. 5.5.  
clearing present lines not later than 9 a.m.

8. All maps stave dumps (with dump sheets)  
will be handed over receipts being obtained  
in all cases.

APPENDIX.

23.

49



(23)

9. 2/LF W. GIBB will proceed to 567 AT Coy  
N 31 a S. 7. and take over from direction  
13 PC. AE attached here.

to. Continuity of work is to be in all cases  
maintained.

ii. The usual precautions will be taken against  
hostile air craft and usual march discipline  
will be observed.

30 S. 18.

Harold Greenwood  
FC. 13 PC. AE





253

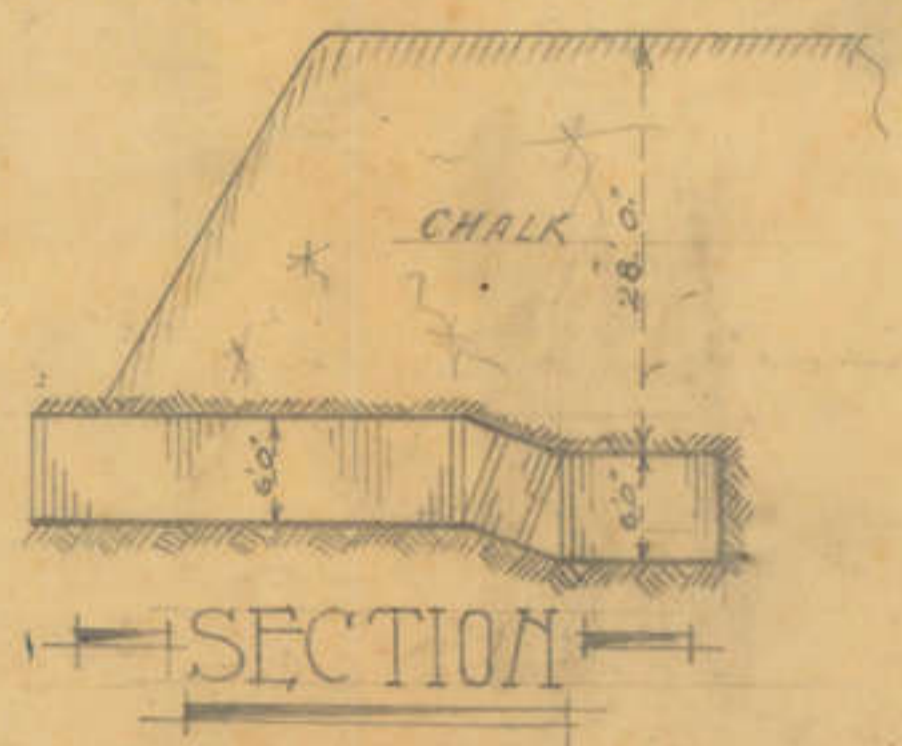
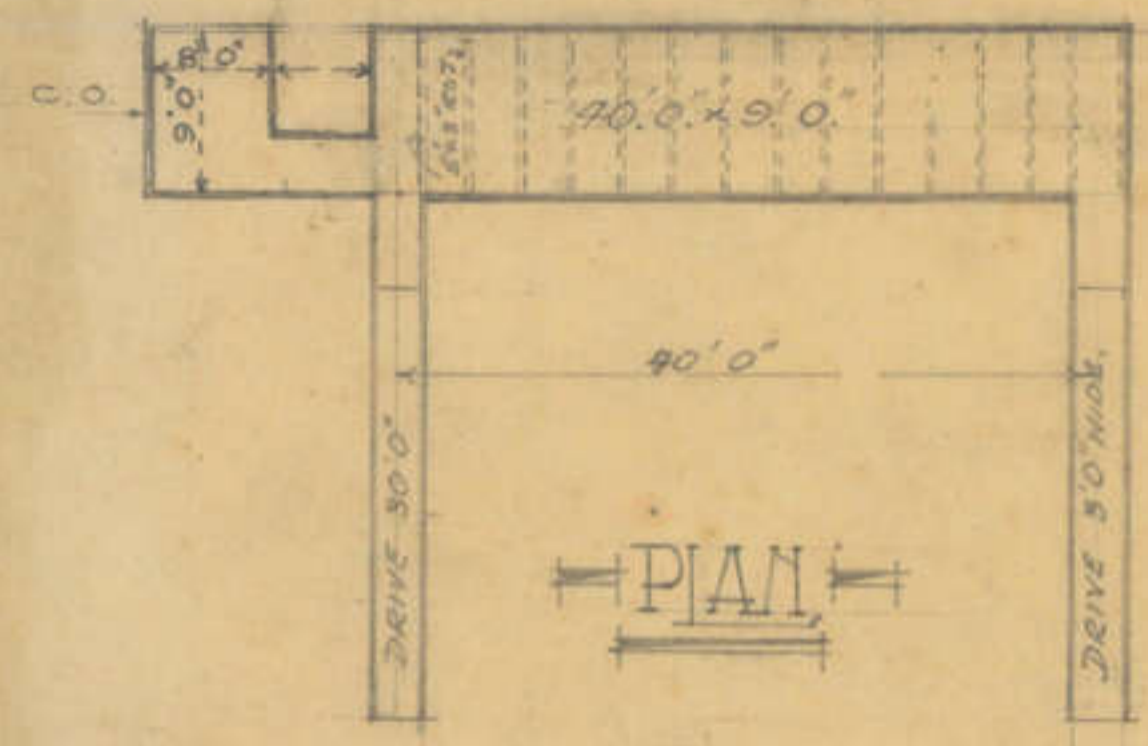
ORIGINAL

57  
APPENDIX 94

# DEEP DUGOUT 60<sup>TH</sup> BATTALION H.Q.

MAP LOCATION - 0.13.6.8

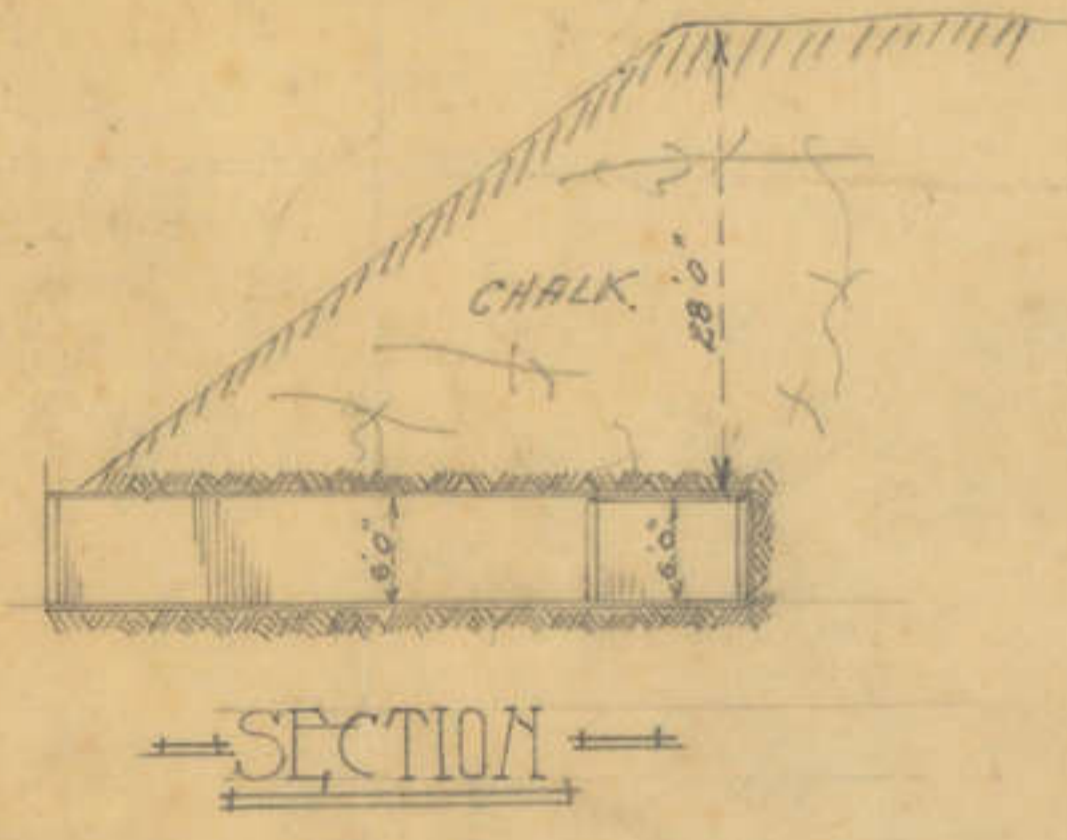
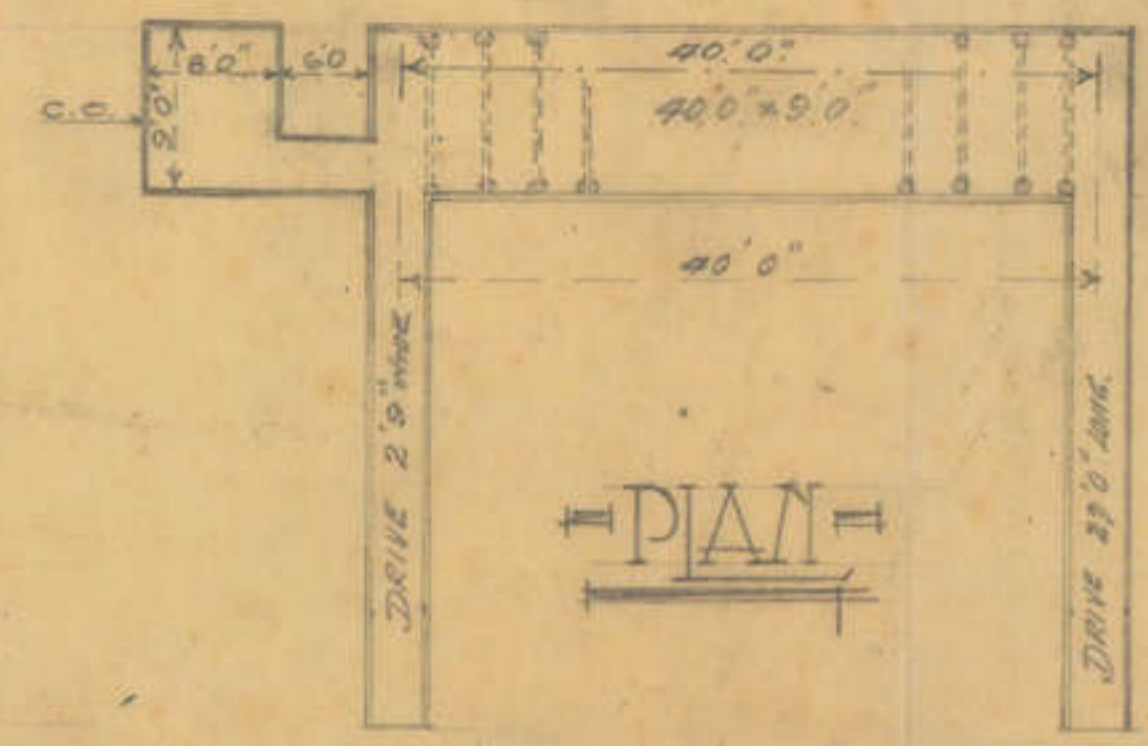
1/16" SCALE



# DEEP DUGOUT 57<sup>TH</sup> BATTALION H.Q.

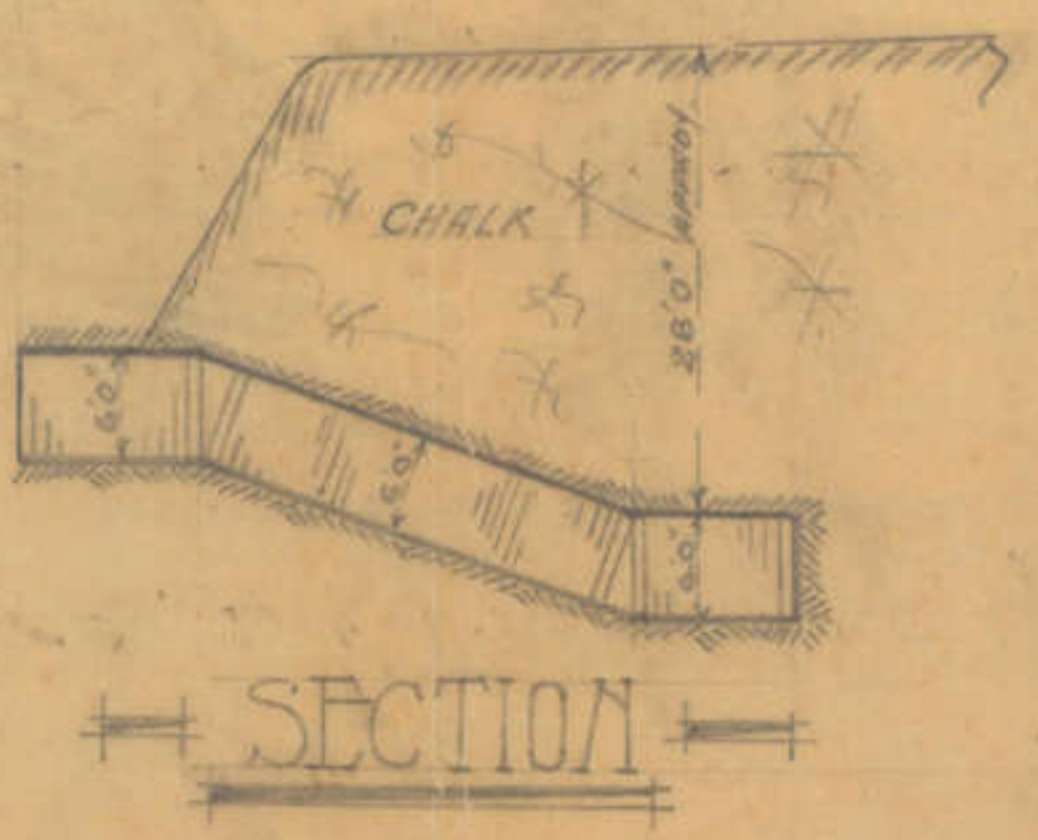
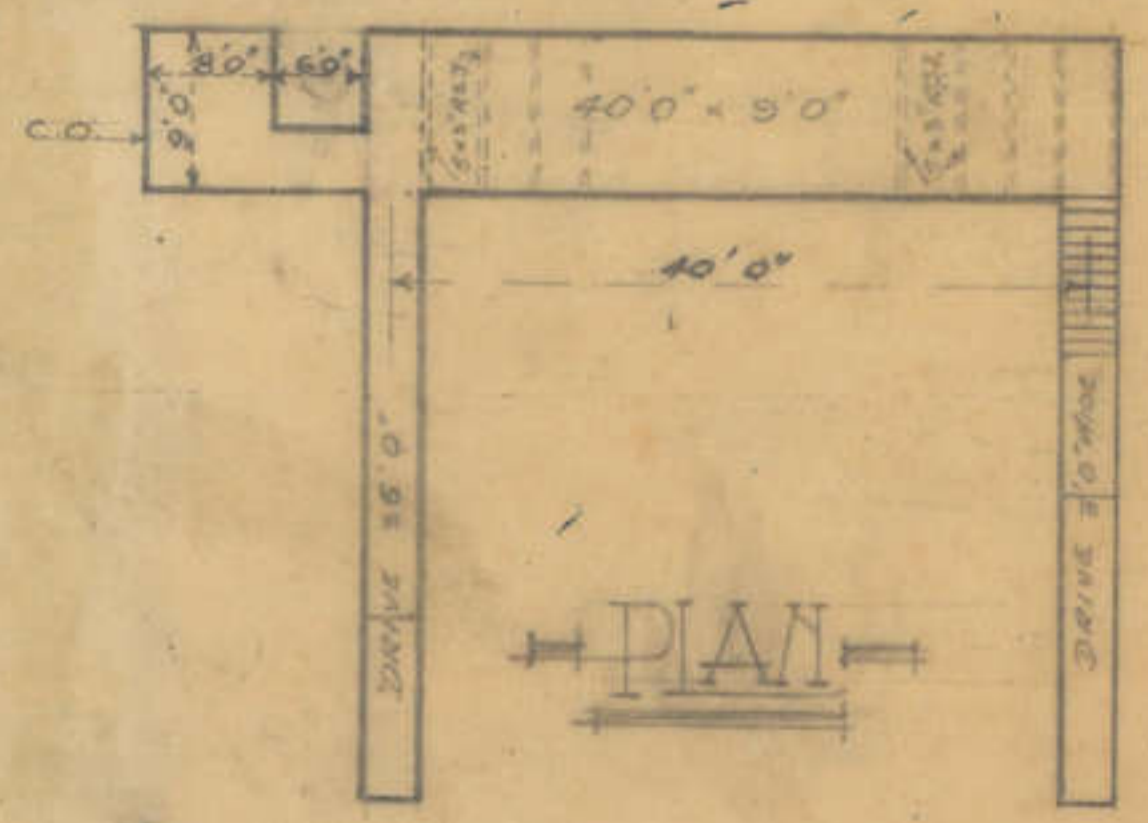
MAP LOCATION N.18.B.9.1

1/16" SCALE



# DEEP DUGOUT 59<sup>TH</sup> BATTALION H.Q.

MAP LOCATION - 0.13.5.6

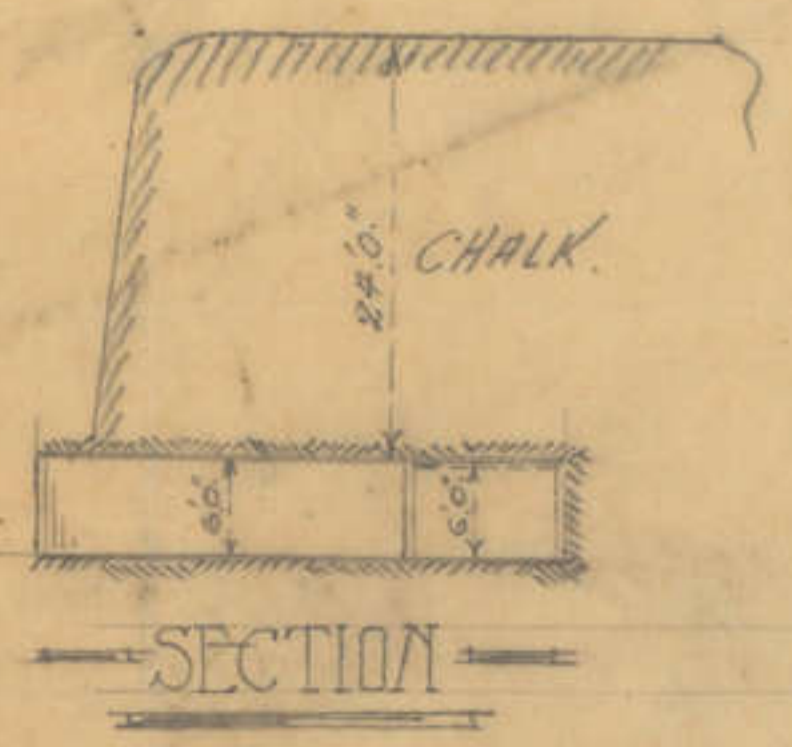
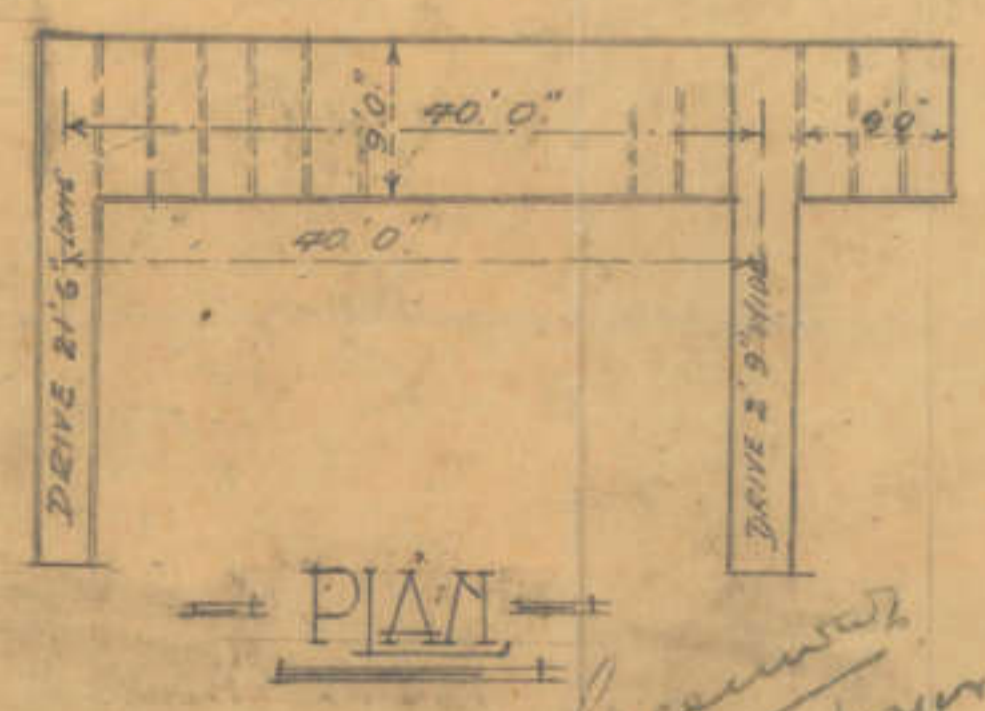


# DEEP DUGOUT FOR 8<sup>TH</sup> BATTALION

TANK CO

MAP LOCATION - H.22.D.5.8

1/16" SCALE



Hand drawn  
by  
S.E. 1575. AE.

14.5.18

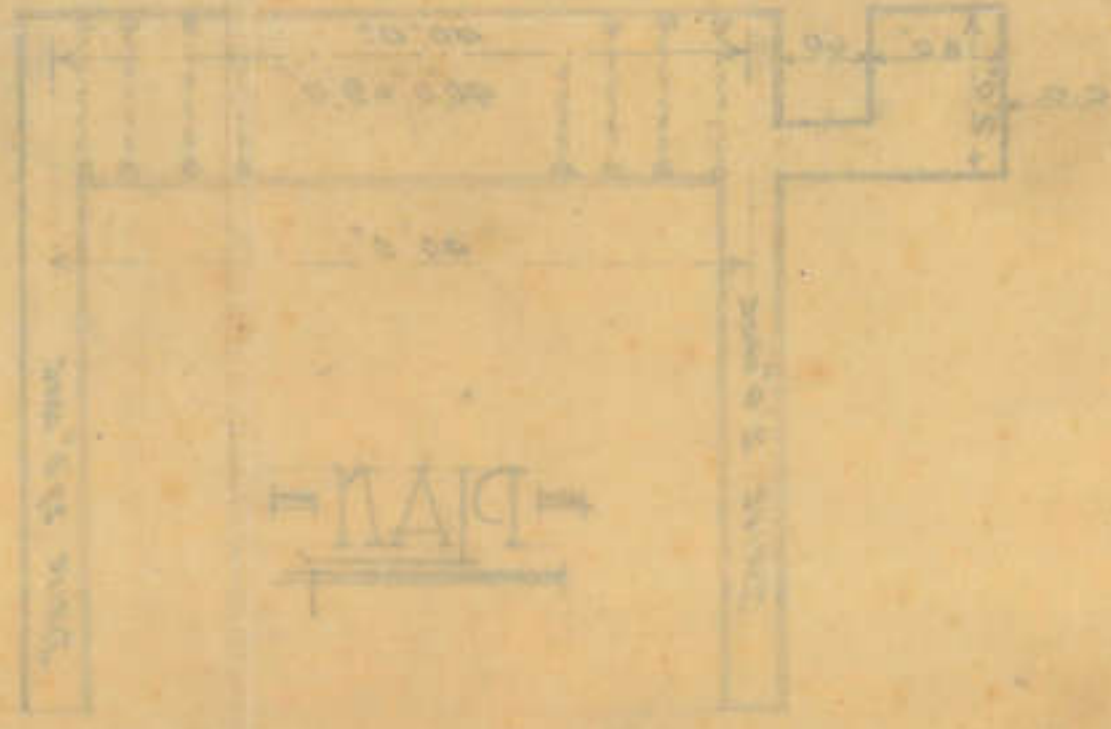
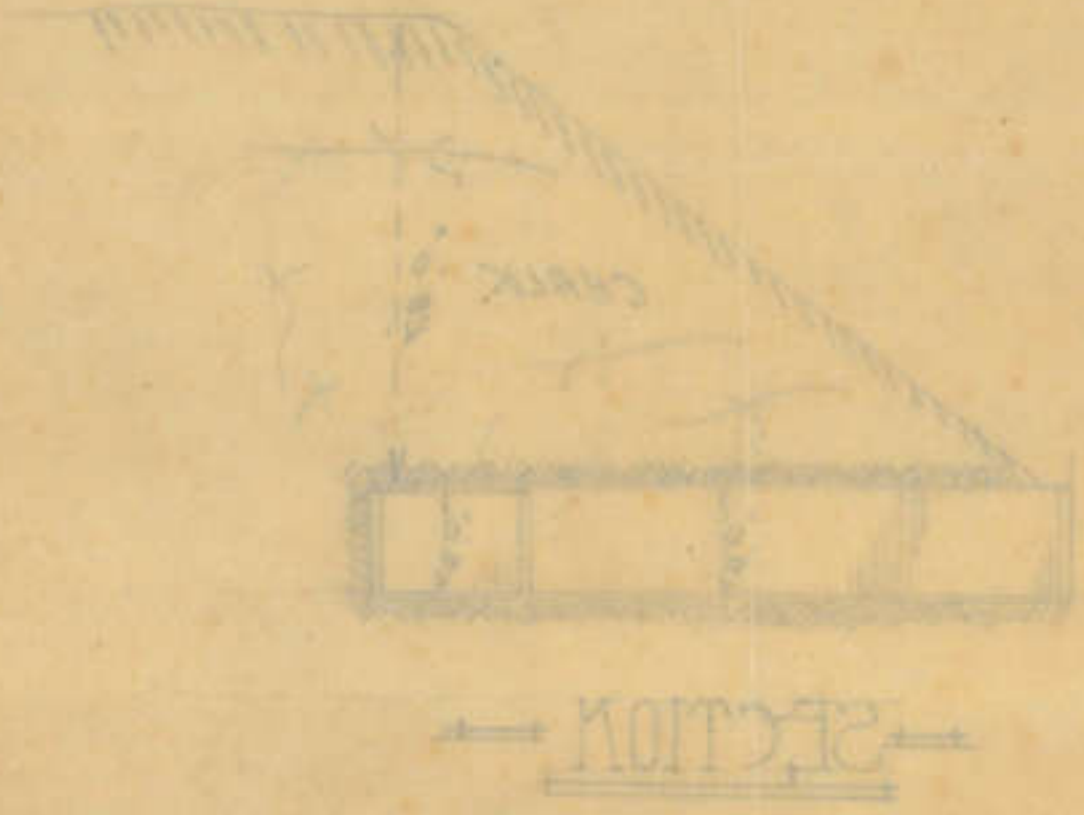


ADM 2048  
24/3/26

DEEP DUGOUT 27<sup>th</sup> BATTALION H.Q.

MAP LOCATION - N 18 E 81

100 Yards

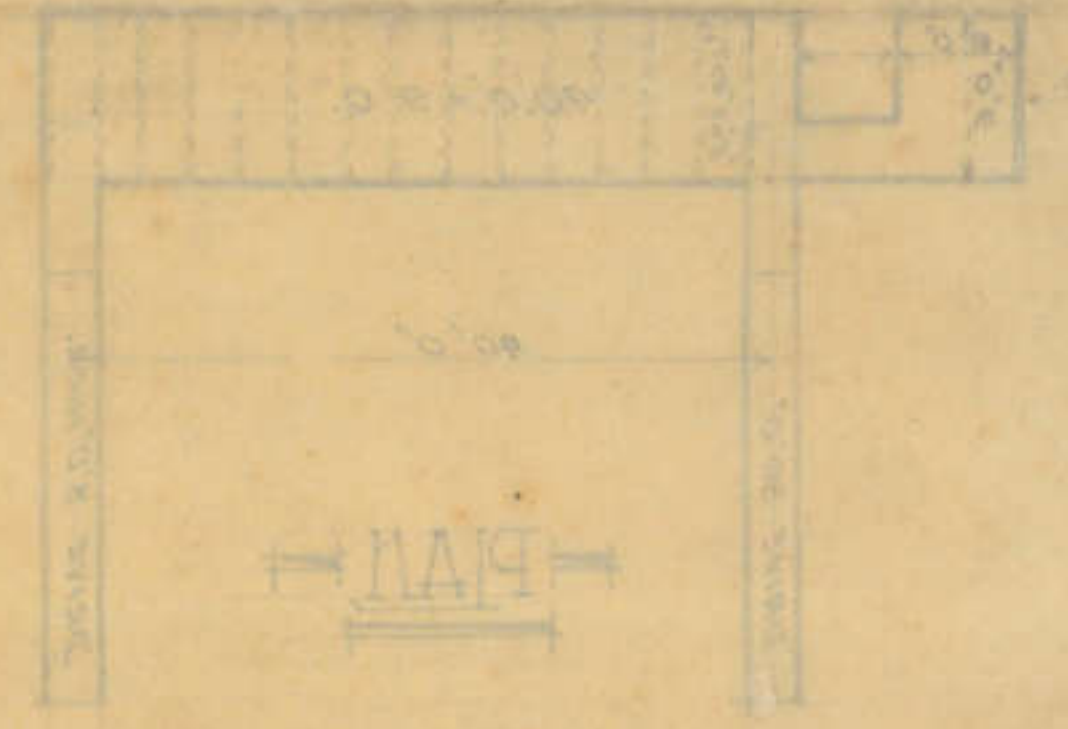


DEEP DUGOUT 60<sup>th</sup> BATTALION H.Q.

MAP LOCATION - 0 12 E 82

100 Yards

Handwritten notes and a red stamp in the top right corner of the 60th Battalion H.Q. plan.

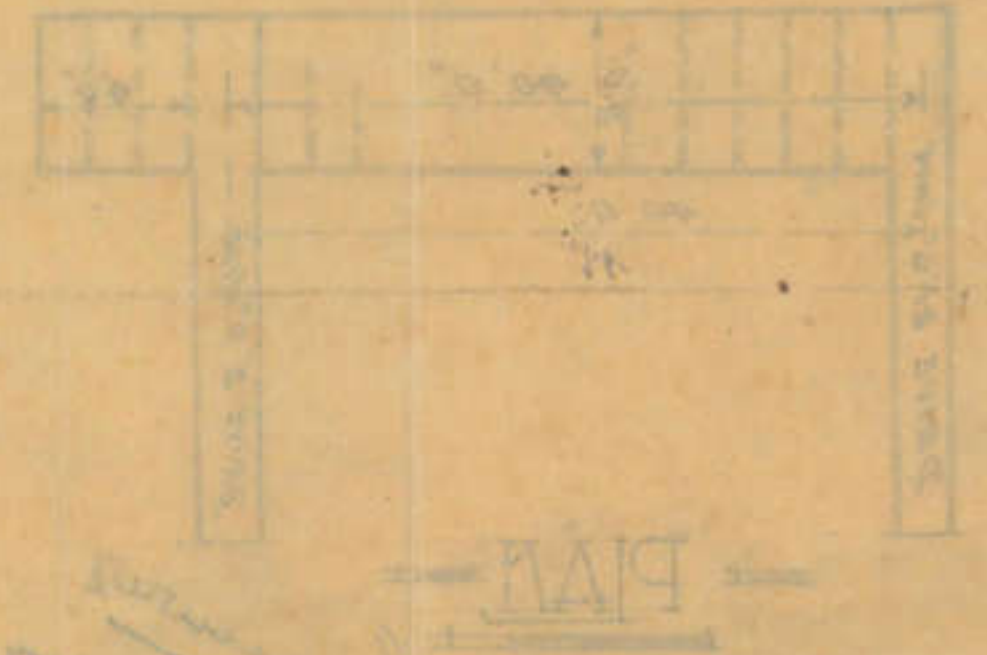
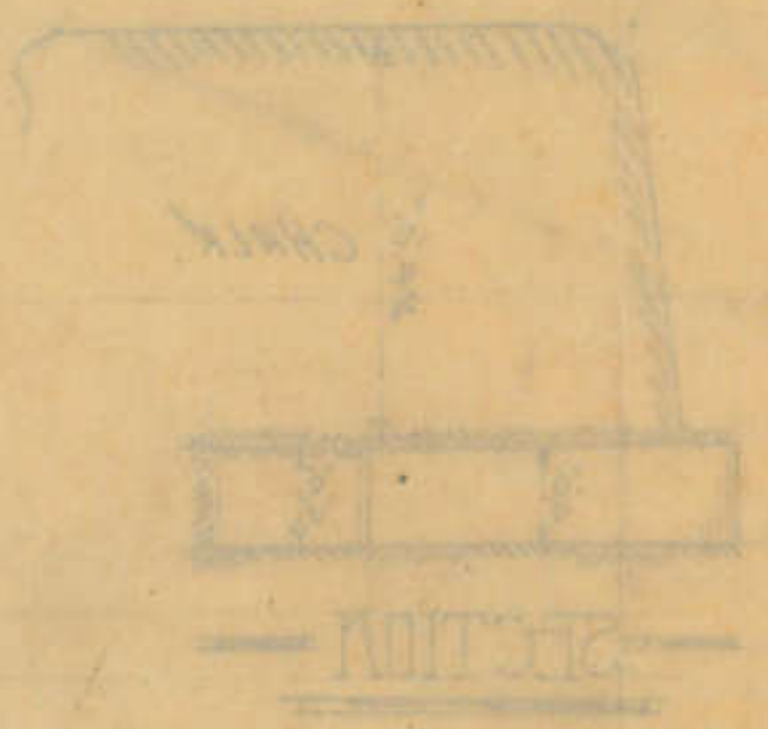


DEEP DUGOUT FOR 8<sup>th</sup> BATTALION

TANK CO

MAP LOCATION - N 22 E 28

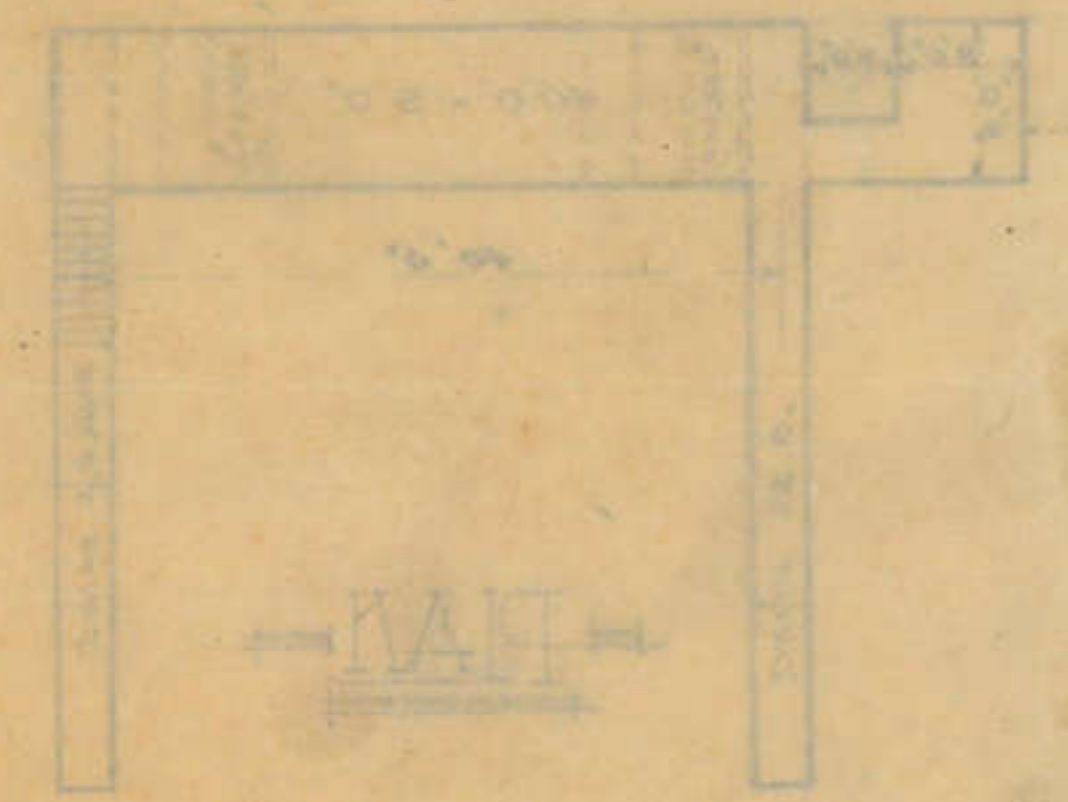
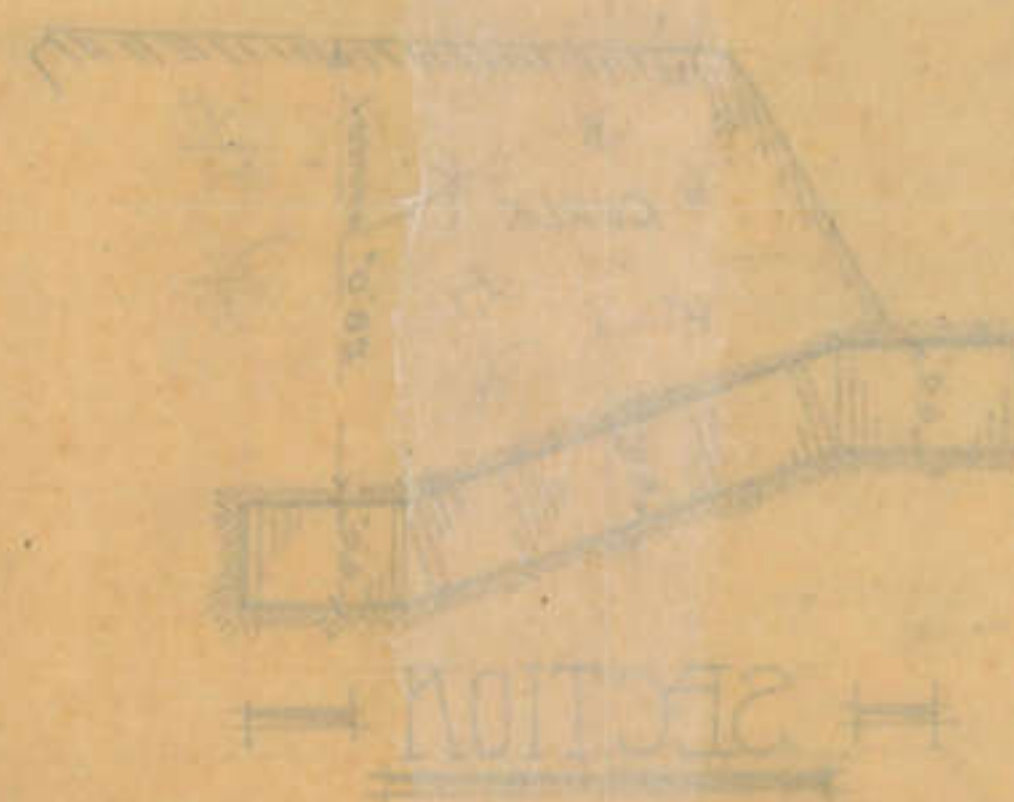
100 Yards



Handwritten notes and a red stamp in the bottom right corner of the 8th Battalion Tank Co. plan.

DEEP DUGOUT 29<sup>th</sup> BATTALION H.Q.

MAP LOCATION - 0 12 E 82





ORIGINAL

O.C.

15<sup>th</sup> Field Coy.

C.R.E.,  
5<sup>TH</sup> AUSTRALIAN  
75/100/2.  
No. ....  
Date .....

25

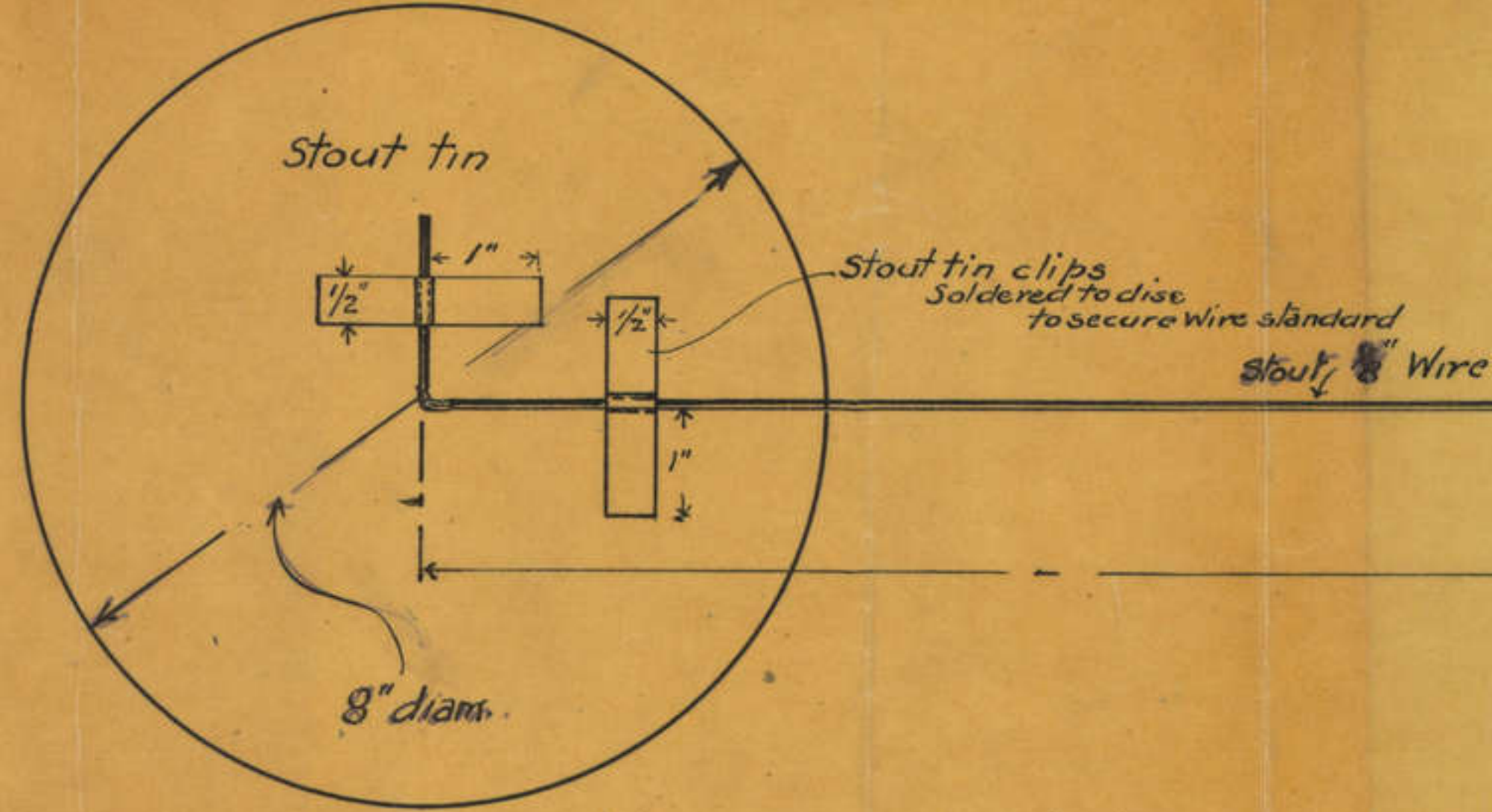
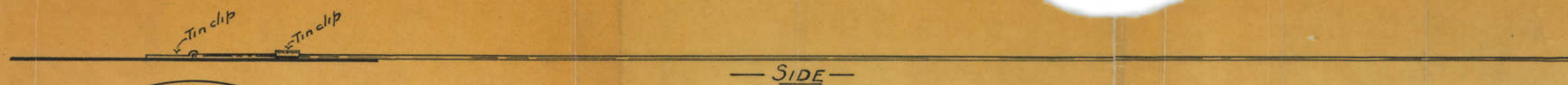
May notice boards shown on attached  
Tracing be made, please?  
Method of fixing wire stakes to tin notice boards  
may be greatly simplified.

W. May but the

5. 5. 18.

X<sub>Entered</sub>

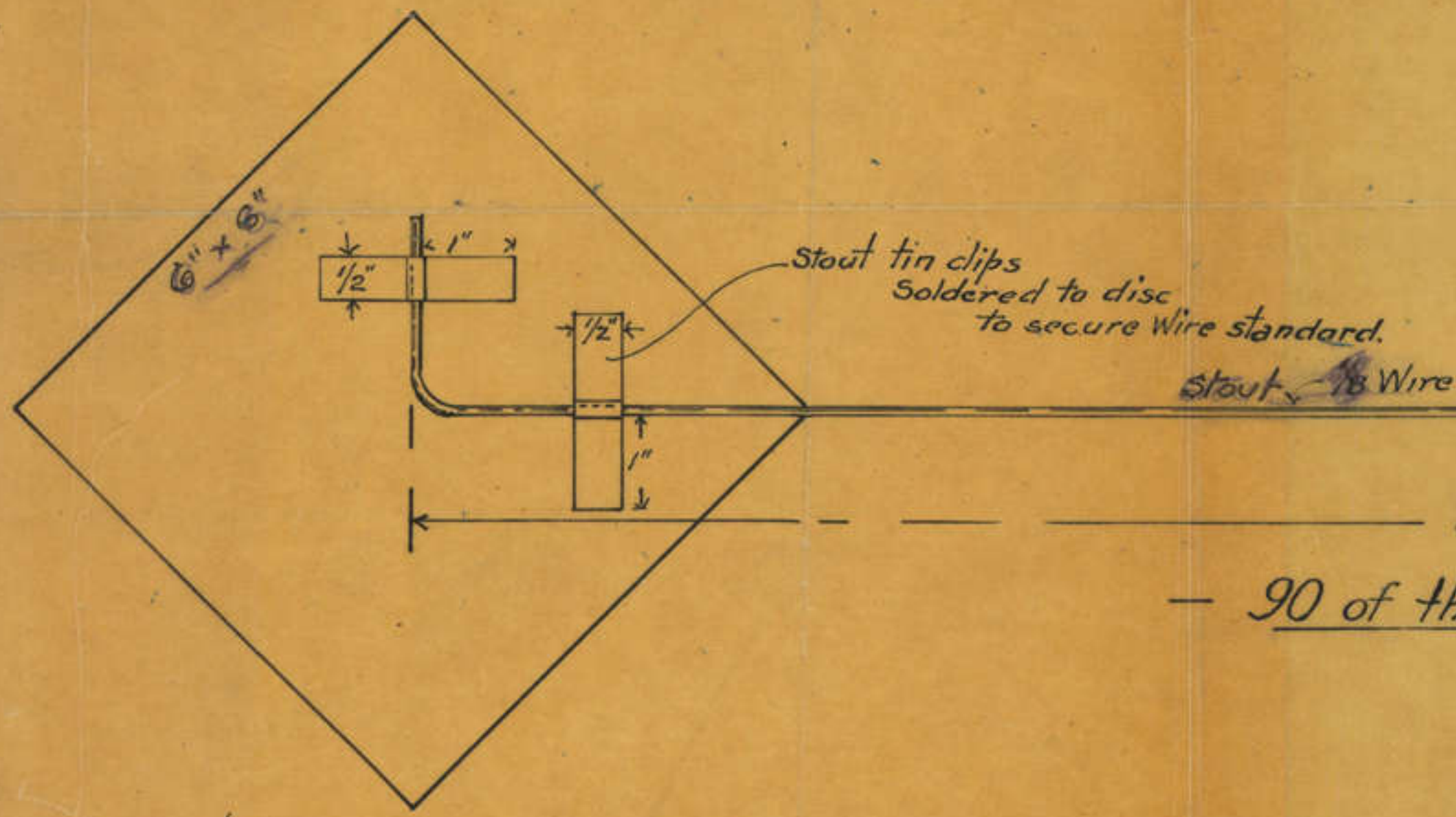




— PLAN —

2' .6" — 40 of these Not to be painted —

— HALF FULL SIZE —



— PLAN —

2' .6" — 90 of these Not to be painted —





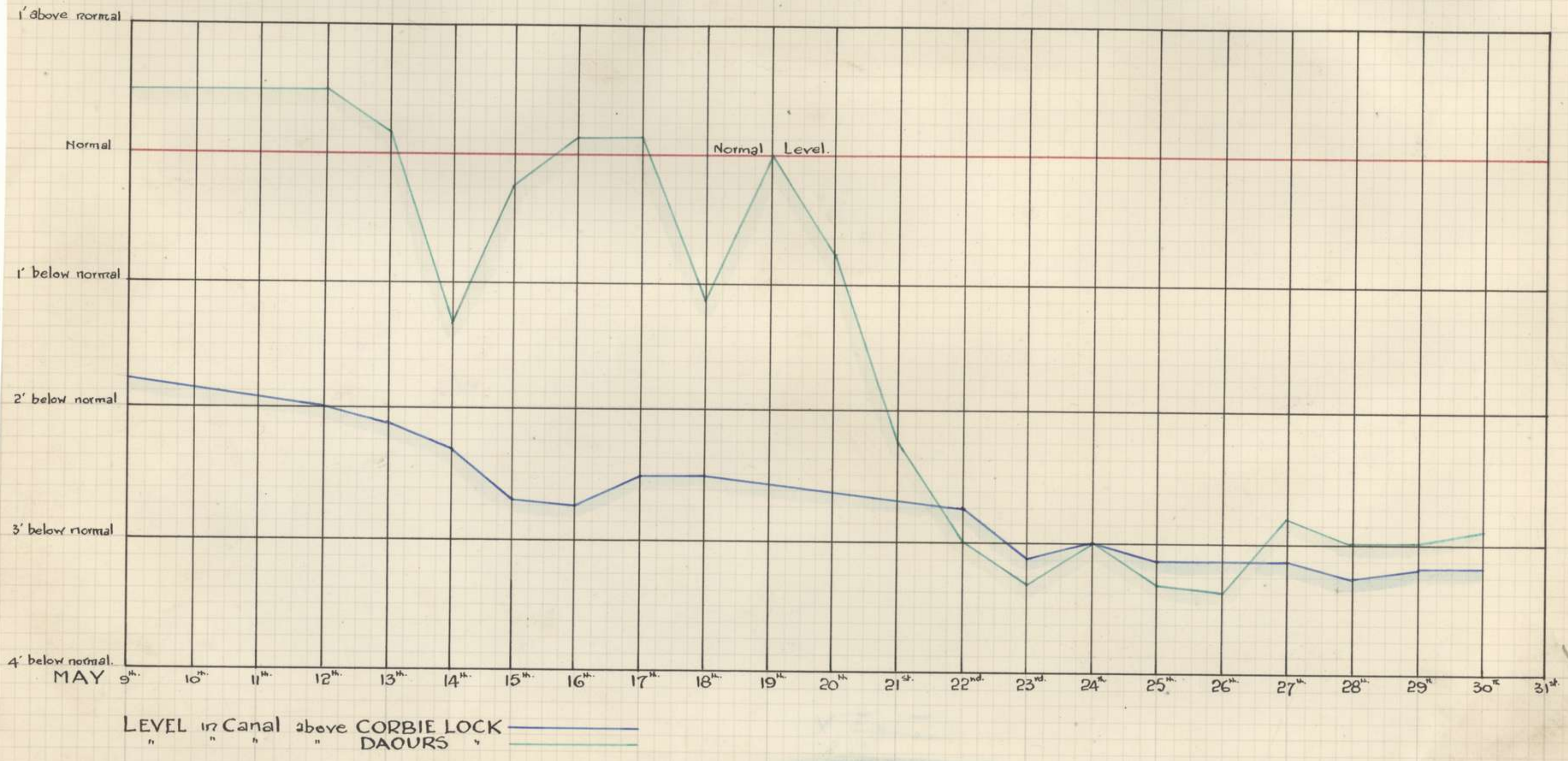


91

ORIGINAL  
APPENDIX 26

# 15<sup>TH</sup> FIELD COMPANY A.I.F.

## GRAPH SHEWING LOWERING OF WATER LEVEL IN SOMME CANAL ABOVE DAOURS & CORBIE LOCKS



APPENDIX 26

54



ORIGINAL

APPEN

(1)

WORKS REPORT

For Period 25-5-18 to 31-5-18

SUBJECT	LOCATION	PROGRESS OF WORK	STATE OF COMPLETION
<u>AUBIGNY SYSTEM</u>			
<u>FRONT LINE</u>			
Wiring	O 8 d 5 7	200 yards DOUBLE APRON fence erected Concertina barb wire placed at 4 gaps	
Splinter proof Shelters		9 Splinter proof shelters completed	
Aubigny Switch	O 2 a 2 3	40 yards traversed trench excavated	2x
<u>RESERVE LINE</u>			
Railway cutting defences	O 2 c 35 60 to O 2 c 75 80	10 two man posts excavated	Complete
Shelters		45-4 man shelters (splinter proof) constructed.	
	O 13 d 9 3	Reserve water and ration splinter proof shelter constructed	Complete
Breastworks	I 31 c 6 0) I 31 c 3 2) H 36 d 8 7)	Parados completed	Complete
<u>PIONEER SWITCH</u>			
Wiring		3210 yards DOUBLE APRON defensive and tactical wire erected. Concertina barb wire placed at gaps in tactical wire.	
Traversed Trench Tracks	Switch to Pioneer Switch Pioneer "	1370 yards traversed trench excavated. 720 yards of tracks to gaps in wire marked out with pickets.	Complete
<u>DUGOUTS</u>			
Bn.H.Q.	O 13 a 5 6	3 partitions erected 2 gas doors fitted work now complete	Complete
" " "	N 18 b 9 1	1 partition erected 2 gas doors fitted work now complete	Complete
8th Bn.Tanks	N 22 d 5 8	Cross cut driven 10ft and now connected up. Telephone cubicle driven 6ft. Side lathing and levelling of floor completed.	Complete
		4 partitions erected. 4 gas doors fitted. Work now complete.	
14th F.A.Bde.	I 23 d 7 2	No.3 cubicle completed No.4 " driven 14ft complete Widening of cross cut to 9ft, 10ft opened out.	



(2)

APPENDIX

SUBJECT	LOCATION	PROGRESS OF WORK	STATE OF COMPLETION
DUGOUTS (Continued) Bty.H.Q.	I 24 b 5 4	No.1 Chamber 9ft x 12ft complete No.1 Cubicle driven 1ft and cleaned out for occupation. No.2 drive completed. No.1 Cross cut driven 5ft-6". No.2 " " " 9ft-6".	
Bty.H.Q.	I 24 b 4 2	No.2 Cross cut driven 24ft and back lathed.	
" " "	I 29 c 92 45	No.2 vertical shaft complete No.2 Drive driven 5ft and close timbered. No.2 Cross cut driven 19ft and back lathed.	
No.2 Dugout	I 29 c 9 4	No.1 Cubicle extended 1ft 6". No.2 Cubicle 9ft x 6ft 6" extended 2ft 6". 2 gas doors fitted.	Complete
114 How.Bty.	I 35 a 7 7	No.2 Cross cut driven 20ft 6". No.1 " " " 15ft and timbered. No.1 Drive complete.	
" " "	I 35 a 6 6	No.1 Drive open cut 8ft.	
Quarry	O 17 d 3 5	No.1 Drive open cut 15ft, 17ft driven and close timbered.	
<u>GENERAL</u>			
Flying Fox	N 22 d 5 3	Excavations for anchorages taken out and timbered for same on site Material for tower salvaged at Heilly and transferred to site. 13 splinter proof frames made.	
Splinter proof frames		Construction of KILN for salving solder	Complete
Kiln for solder		Repairs to dummy bridge	
Bridging	O 2 a 1 7 O 1 a 5 6	Approaches to bridge adjusted to suit lowering of water level of canal	
Gas Doors	O 8 a 1 6 & ) O 8 c 85 70 ) Aubigny M.G.Positions Aubigny Front Line	3 gas doors completed Aubigny dressing station 3 gas doors completed 3 gas doors completed.	Complete



253

(3)

APPENDIX

SUBJECT	LOCATION	PROGRESS OF WORK	STATE OF COMPLETION
<u>GENERAL</u> (Continued)			
Hay Shed	O 8 c 95 80	Demolition complete and all material carted to Company Dump	Complete
Lowering water level of canal		Water level at Corbie Lock 3ft 2" below normal Water level at Daours Lock 2ft 11" below normal.	
Benches		Erection of 4 benches 6ft x 3ft for Dentist at D.A.C. H.Q.	Complete
Water tank	Bussy	Iron cover completed	
A.A. Lewis Gun Emplacement	H 36 a 3 5	A.A.Lewis Gun emplacement and shelter at Company horse lines	Complete
DUGOUTS FOR 150th ARMY BRIGADE R.F.A.			
Bde.H.Q.	I 30 a 8 3	8ft driven and close timbered.	
Bty.H.Q. B/150	J 14 c 5 5	No.1 Drive 5ft driven and close timbered 9ft Cross cut 4ft-6" driven, 3 sets back lathed. No.2 Drive 8ft driven and close timbered. 2ft-9" Cross cut 3ft driven and close timbered.	
Bty.H.Q. C/150	J 14 a 8 2	No.1 Drive 4ft-6" driven and close timbered. 9ft Cross cut 11ft-6" driven, 5 sets back lathed. No.2 Drive 1ft driven. 2ft-9" Cross cut 14ft driven and close timbered. 2ft-9" Cross cut driven 6ft-6" and close timbered. Opening out to 9ft 8ft driven, 3 sets in and back lathed.	
Bty.H.Q. B/77	J 14 d 6 4	No.2 Drive 12ft-6" driven and close timbered.	
Bty.H.Q. A/150	J 15 a 9 6	3ft driven and close timbered 3 gas doors fitted.	
Bty.H.Q. D/150	J 28 a 4 7	Work abandoned owing to Battery moving.	
Bty.H.Q.	J 9 c 7 2	3 gas doors fitted.	



P1

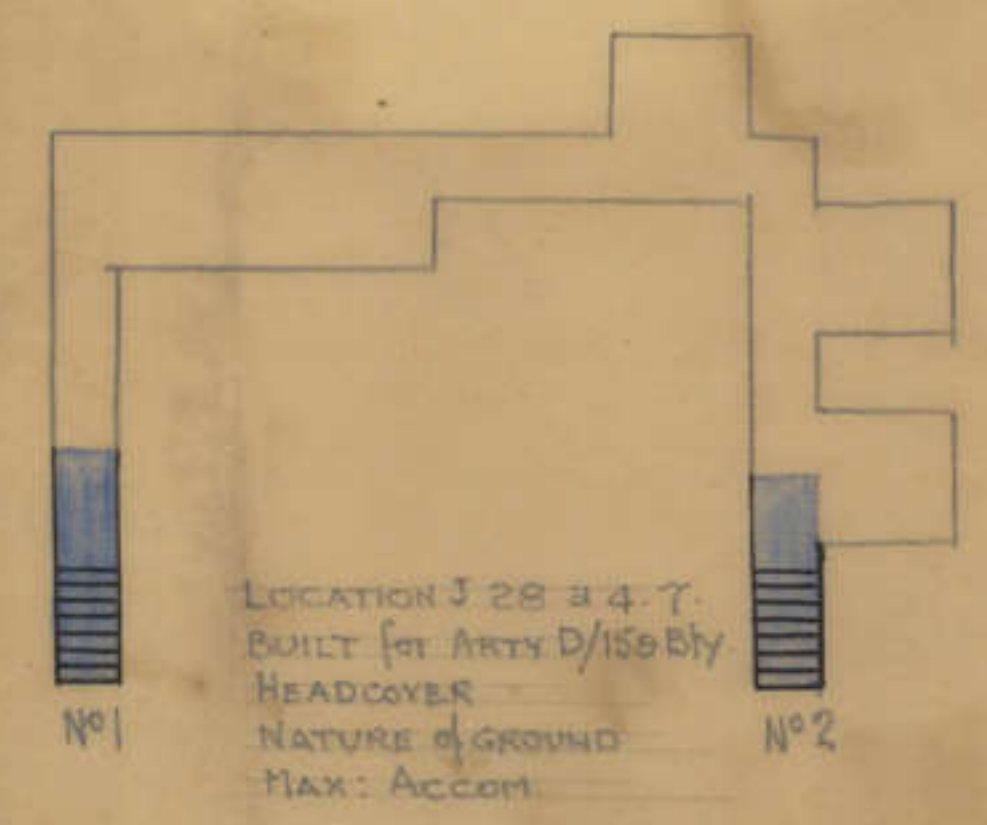
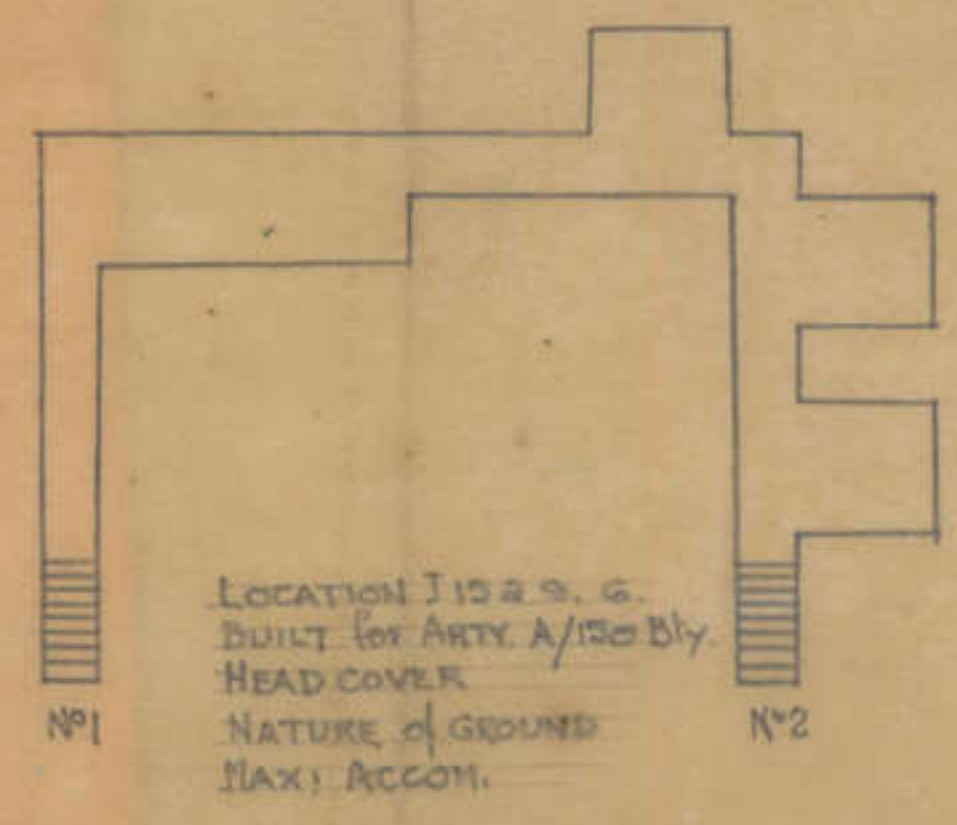
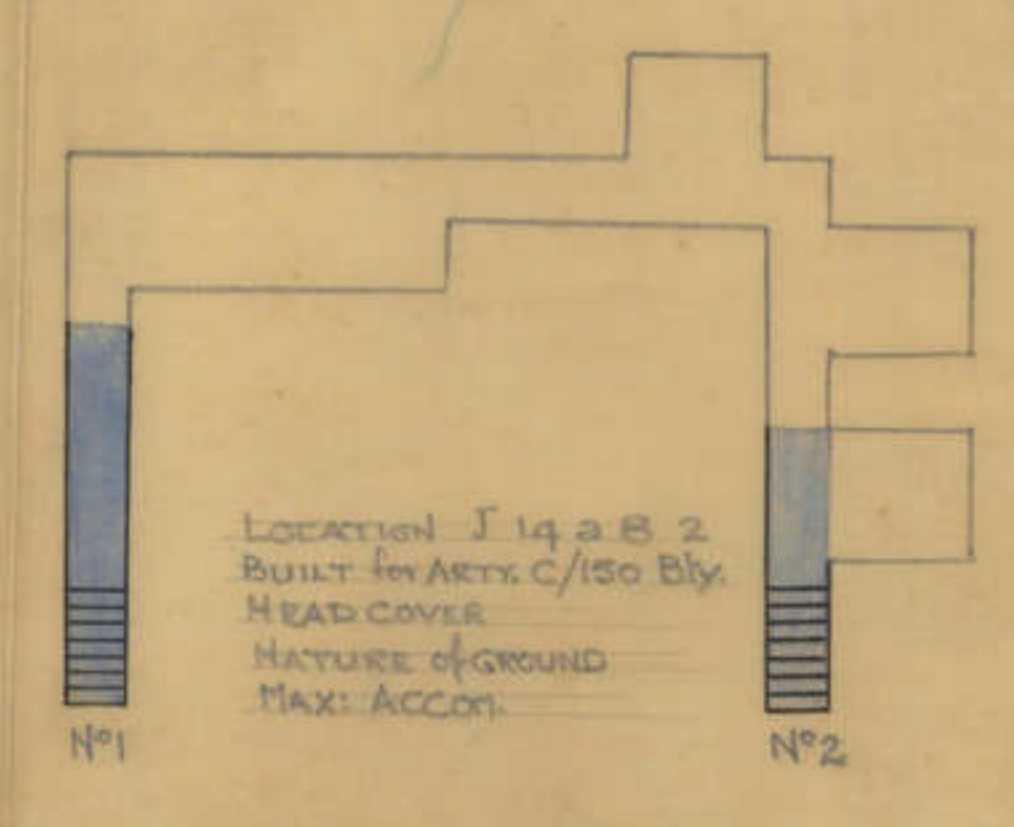
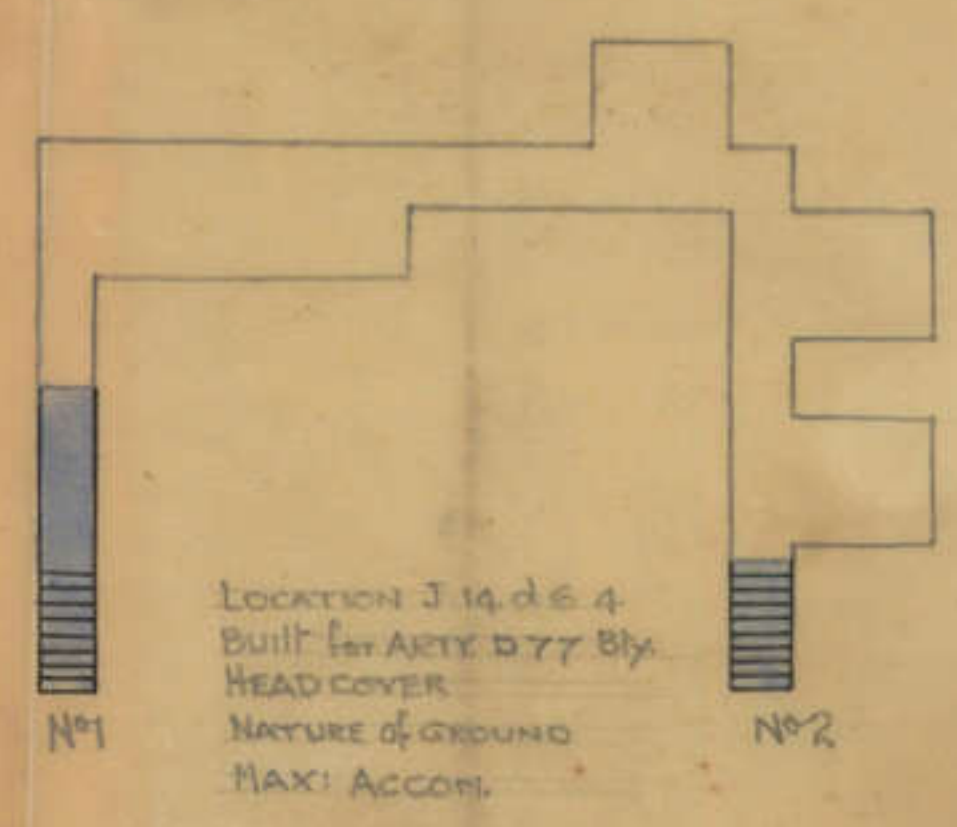
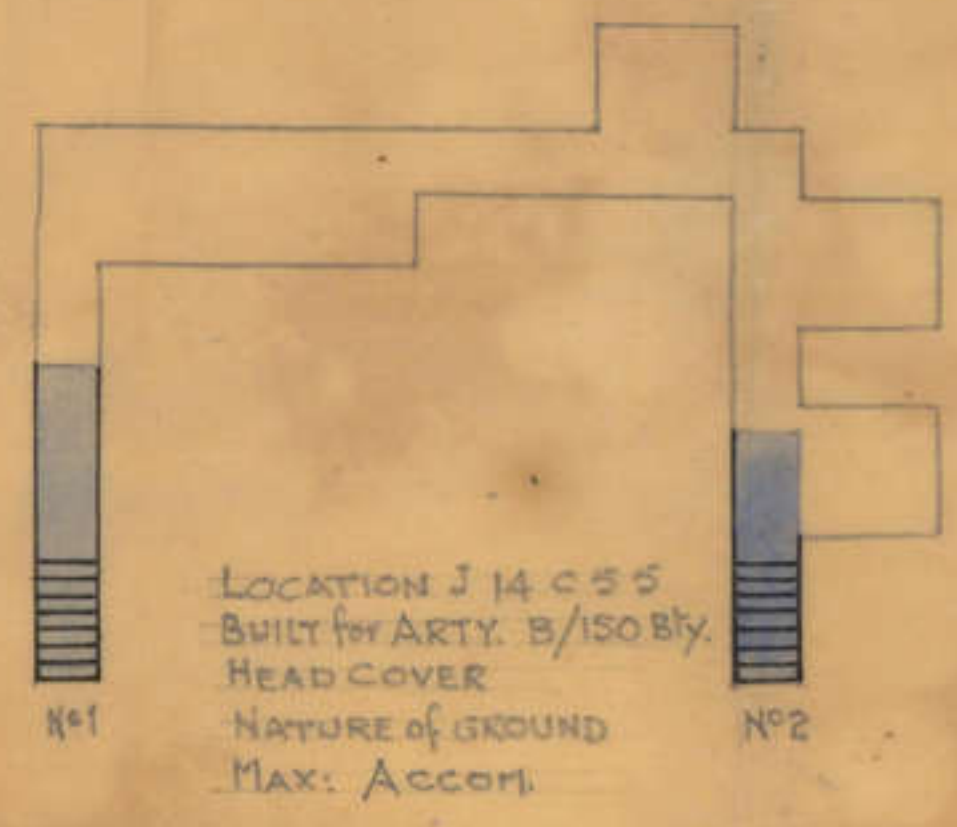
ORIGINAL

APPENDIX 78

# DUGOUTS FOR 150<sup>th</sup> ARMY BRIGADE

R. F. A.

SCALE 1"=20'

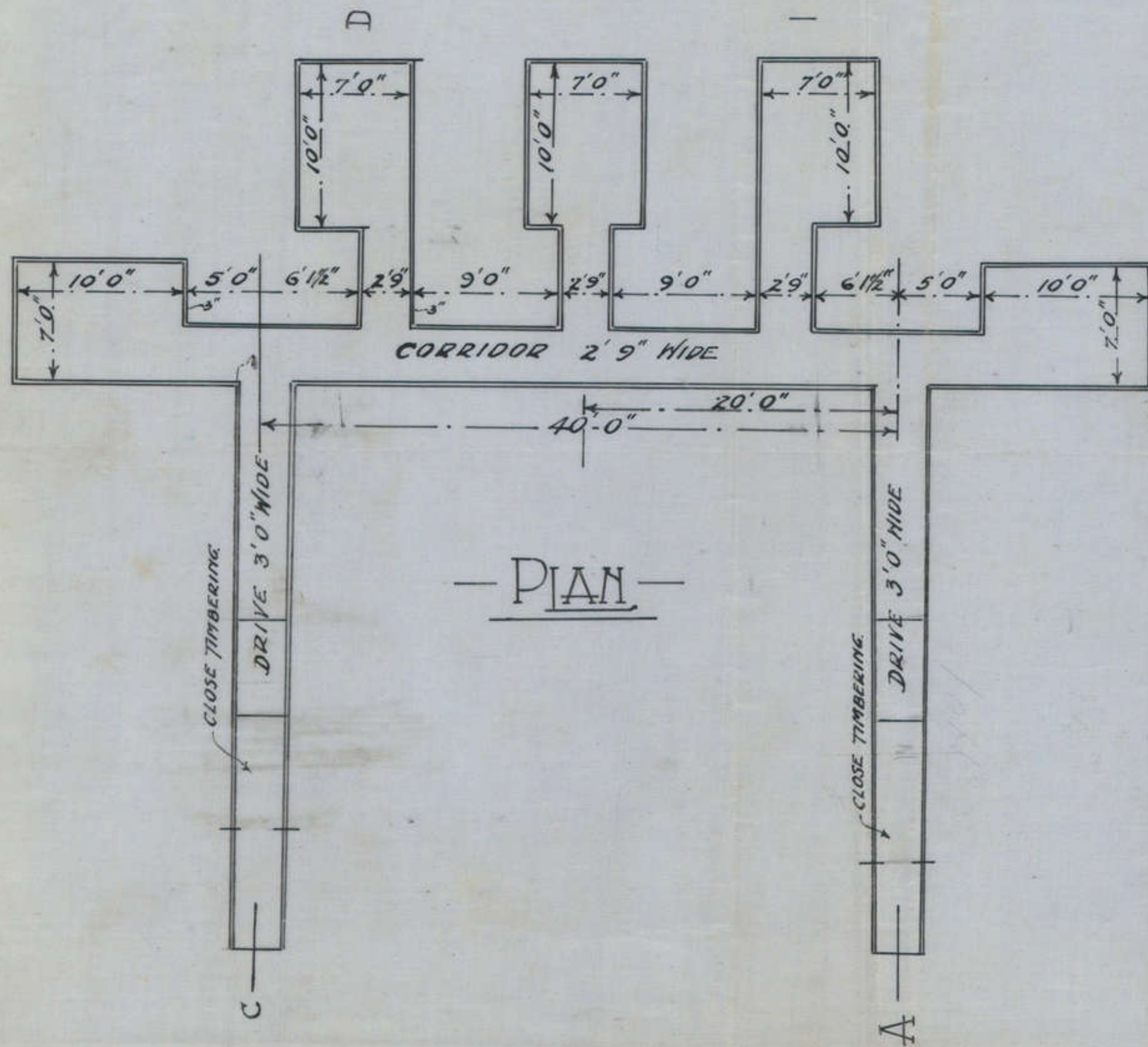




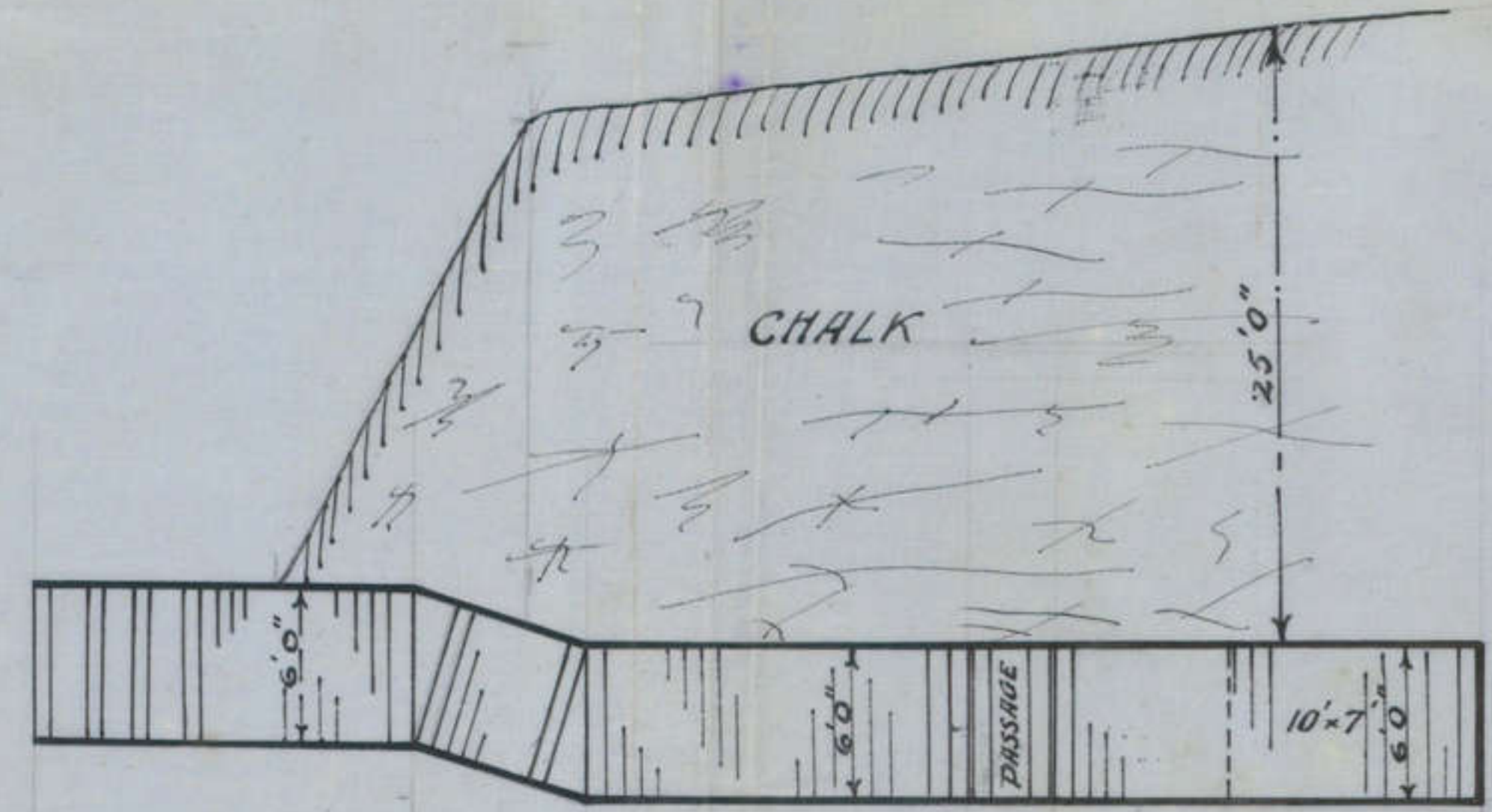
# DUGOUT FOR BATTALION H.Q.

MAP LOCATION — 0.13.5.6.

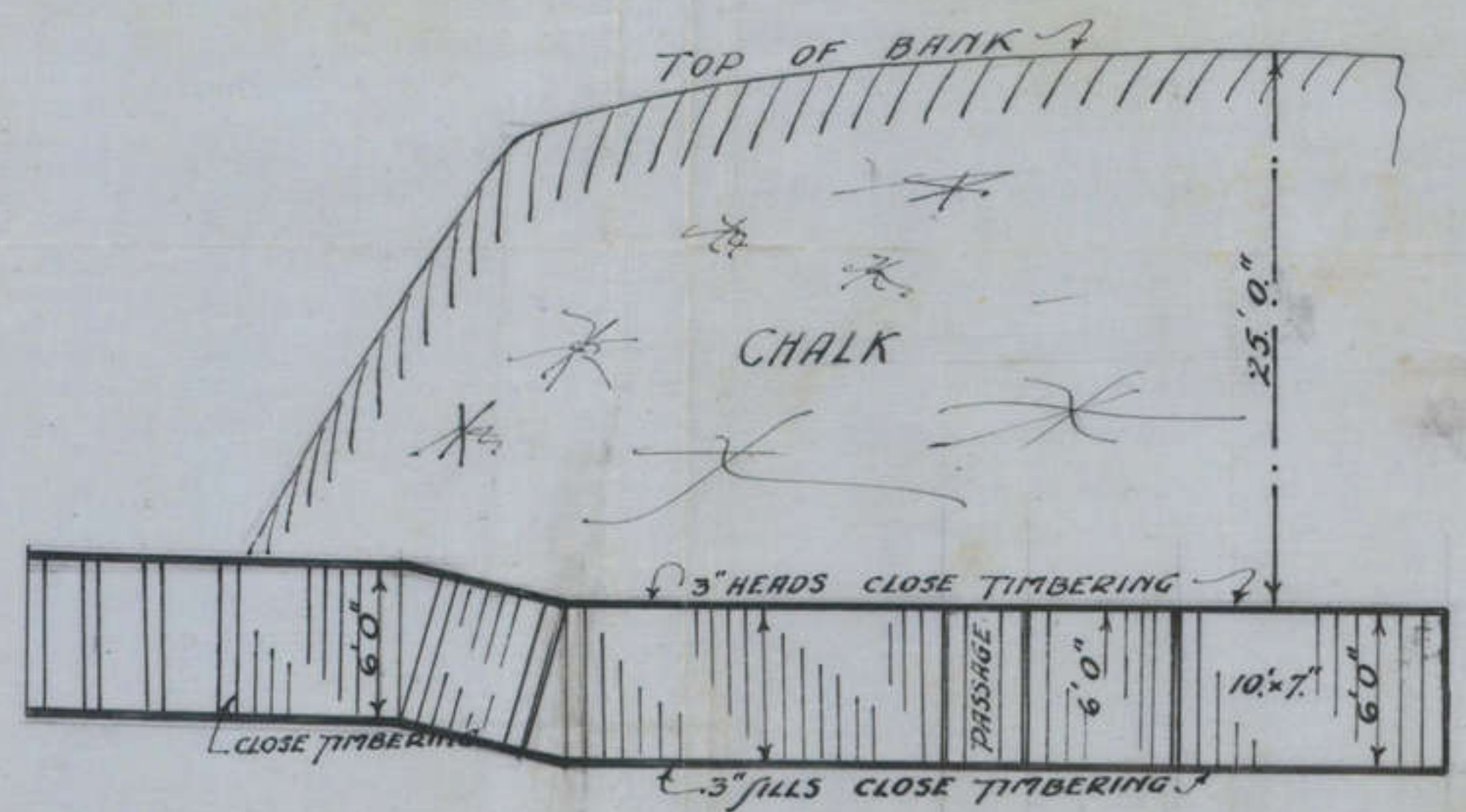
1/8" SCALE



— PLAN —



— SECTION A.B —



— SECTION C.D —

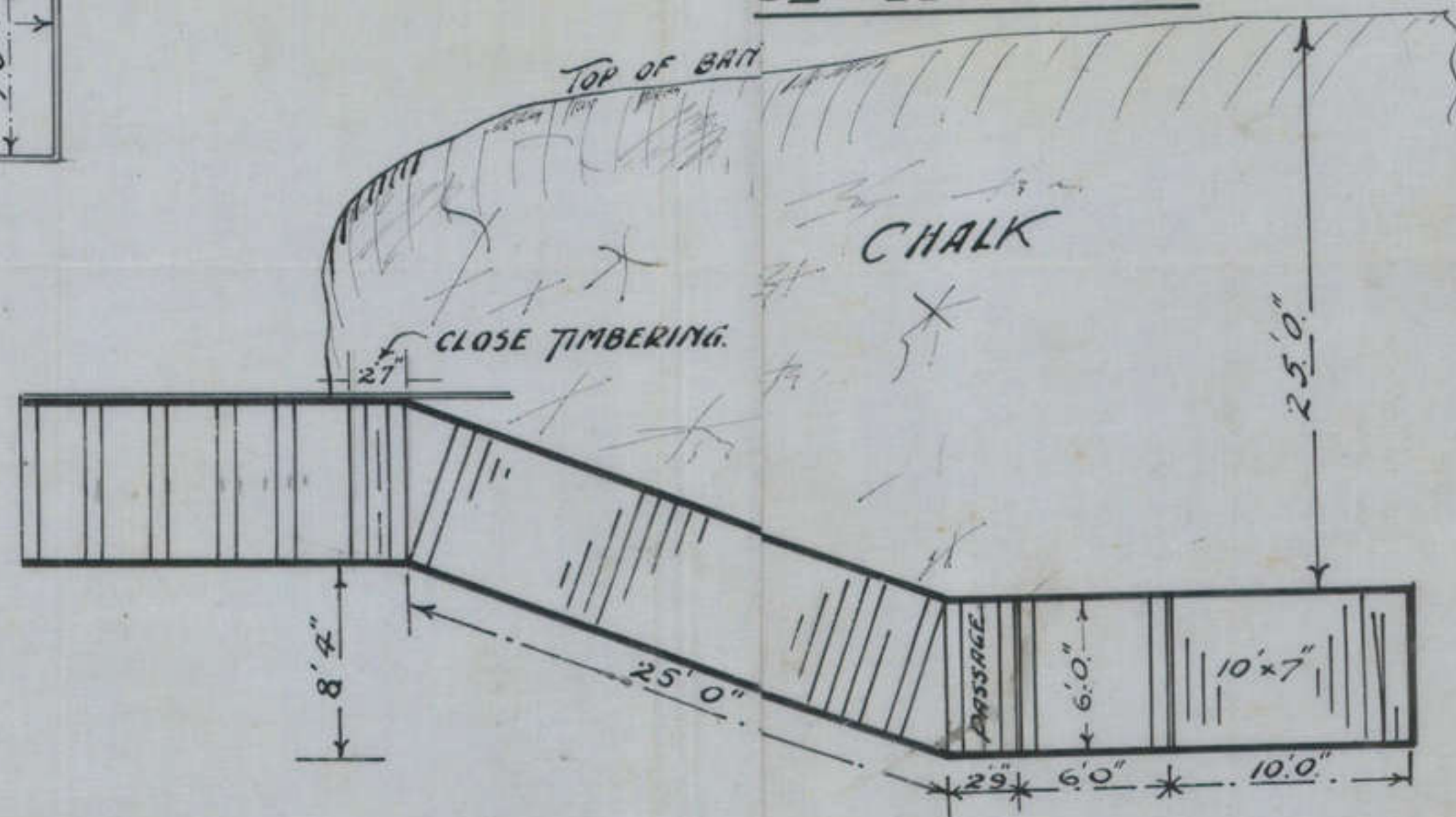
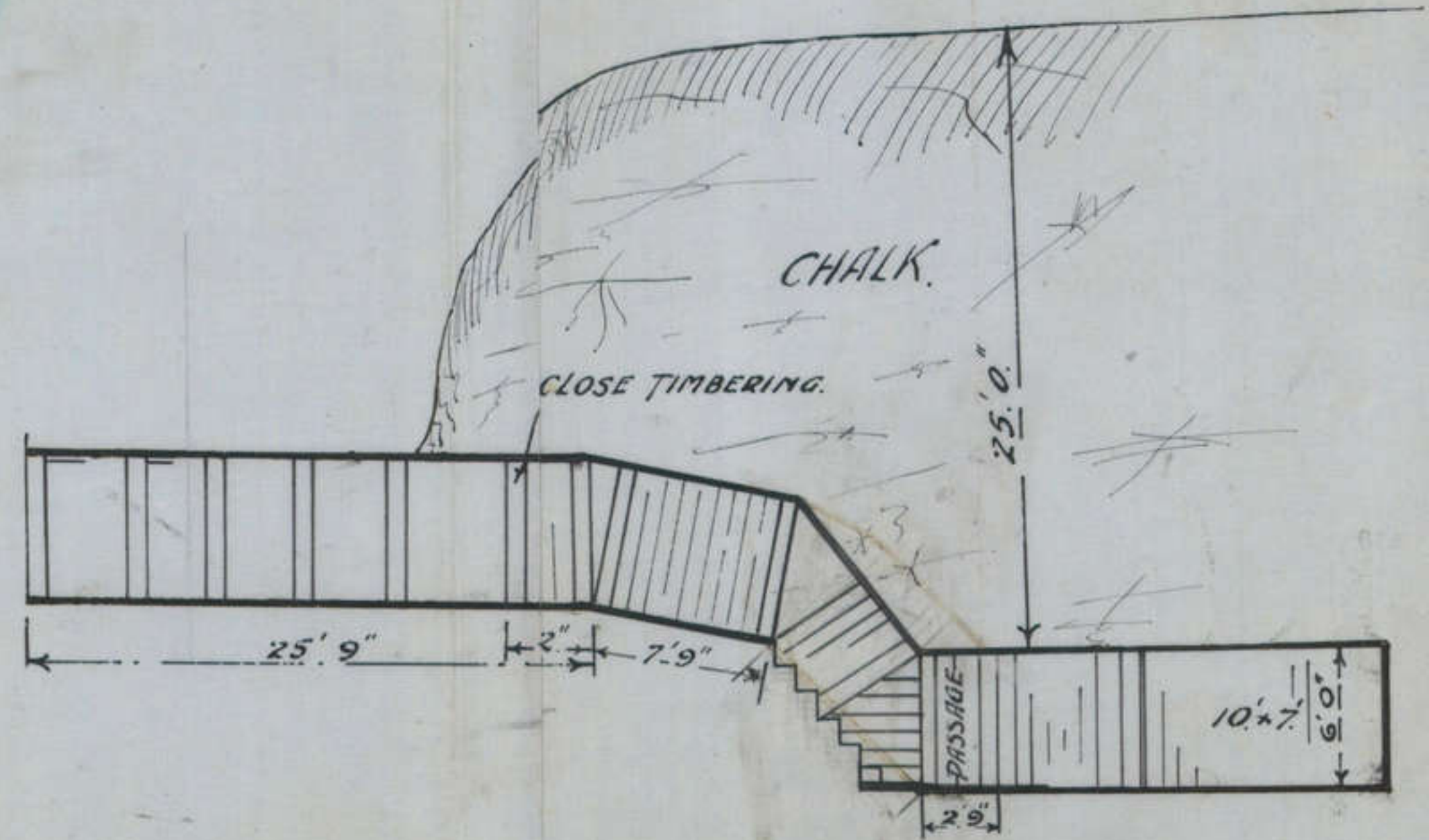
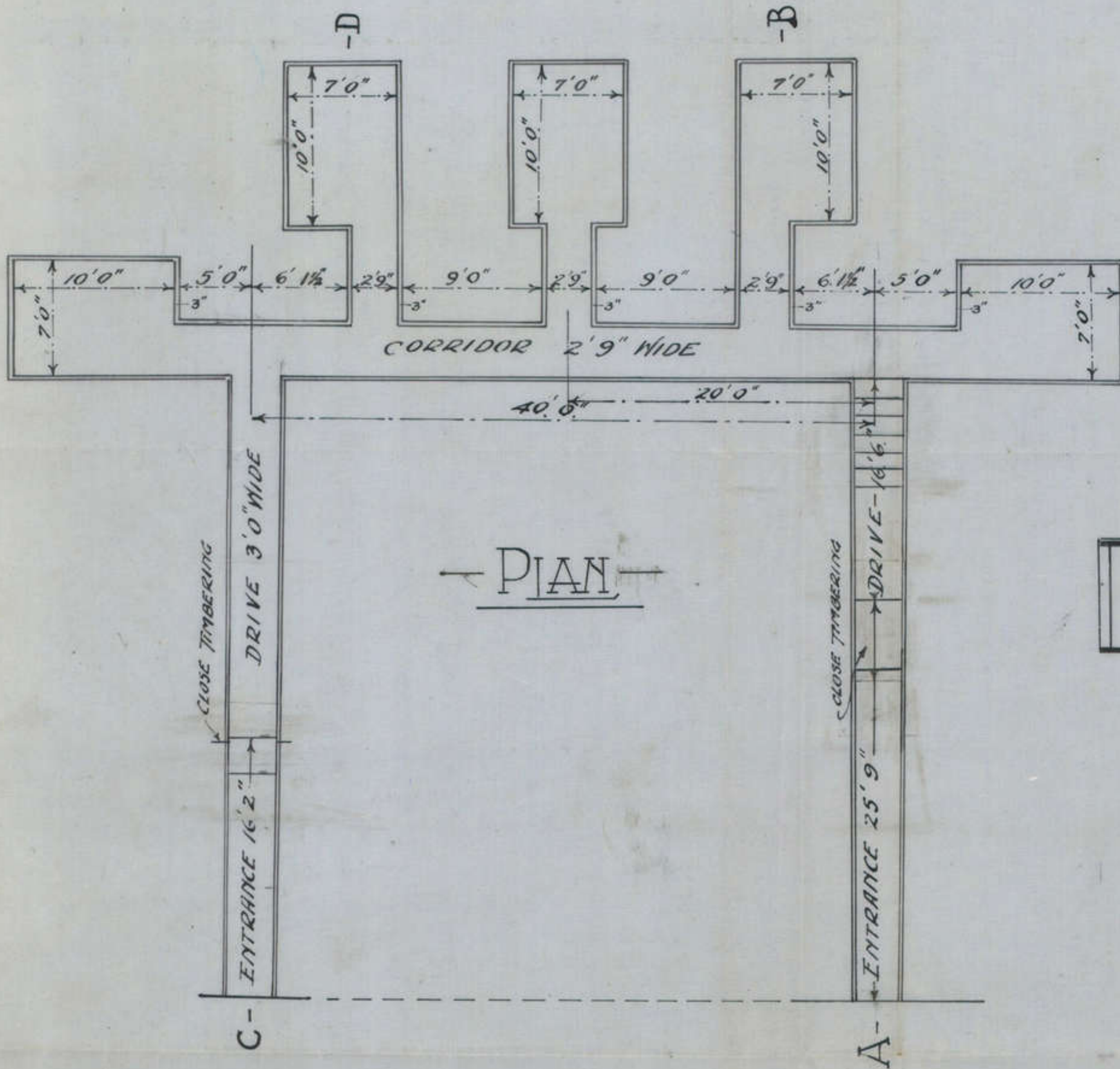
W.K. Marnie Lt.  
15" 3rd Coy Engineers  
A.I.F.



# DUGOUT FOR BATTALION H.Q.

MAP LOCATION 0.13.6.8.

1/8" SCALE



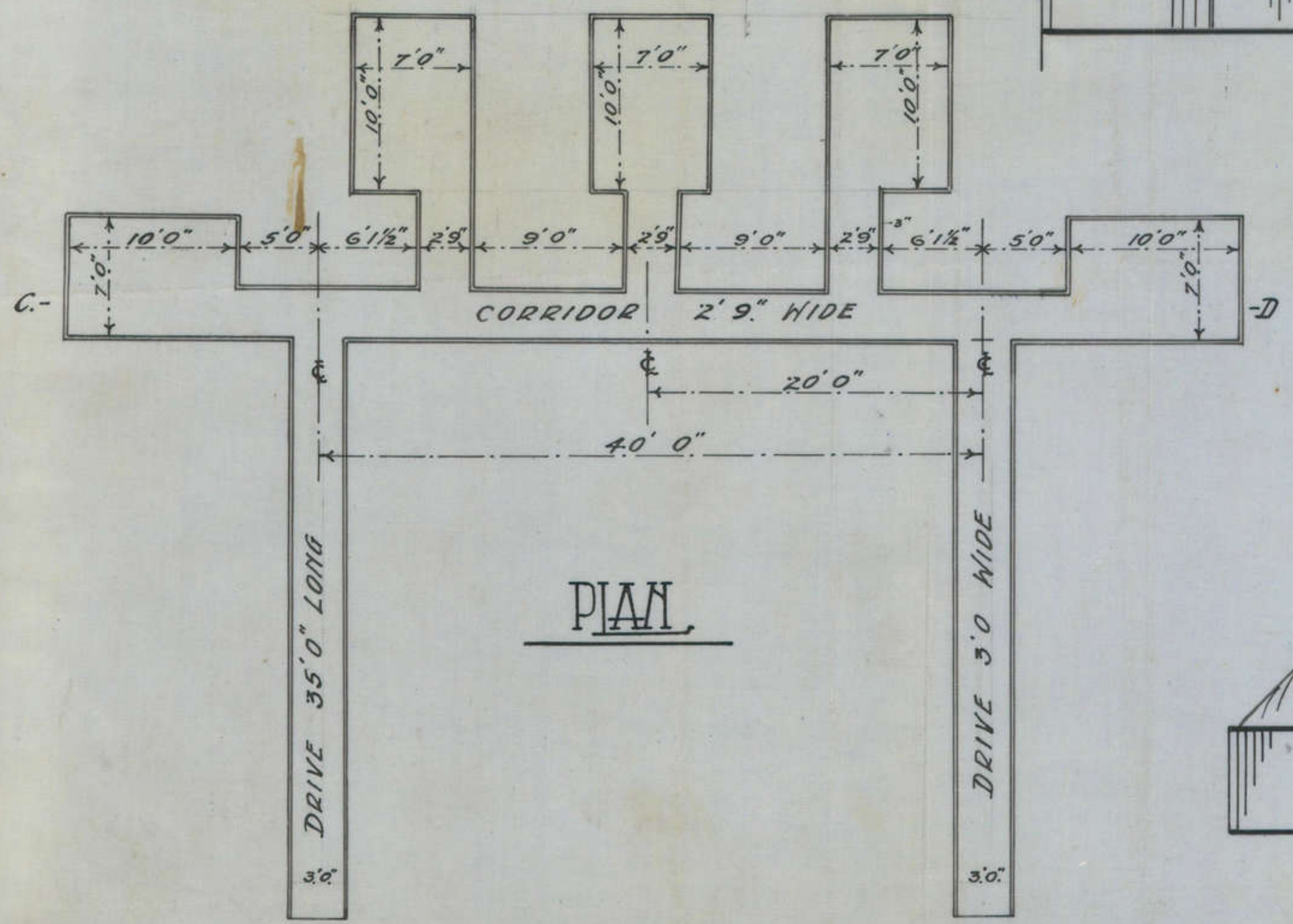
W. H. Mannie Lt  
15 Field Coy Engrs.  
A.I.F.



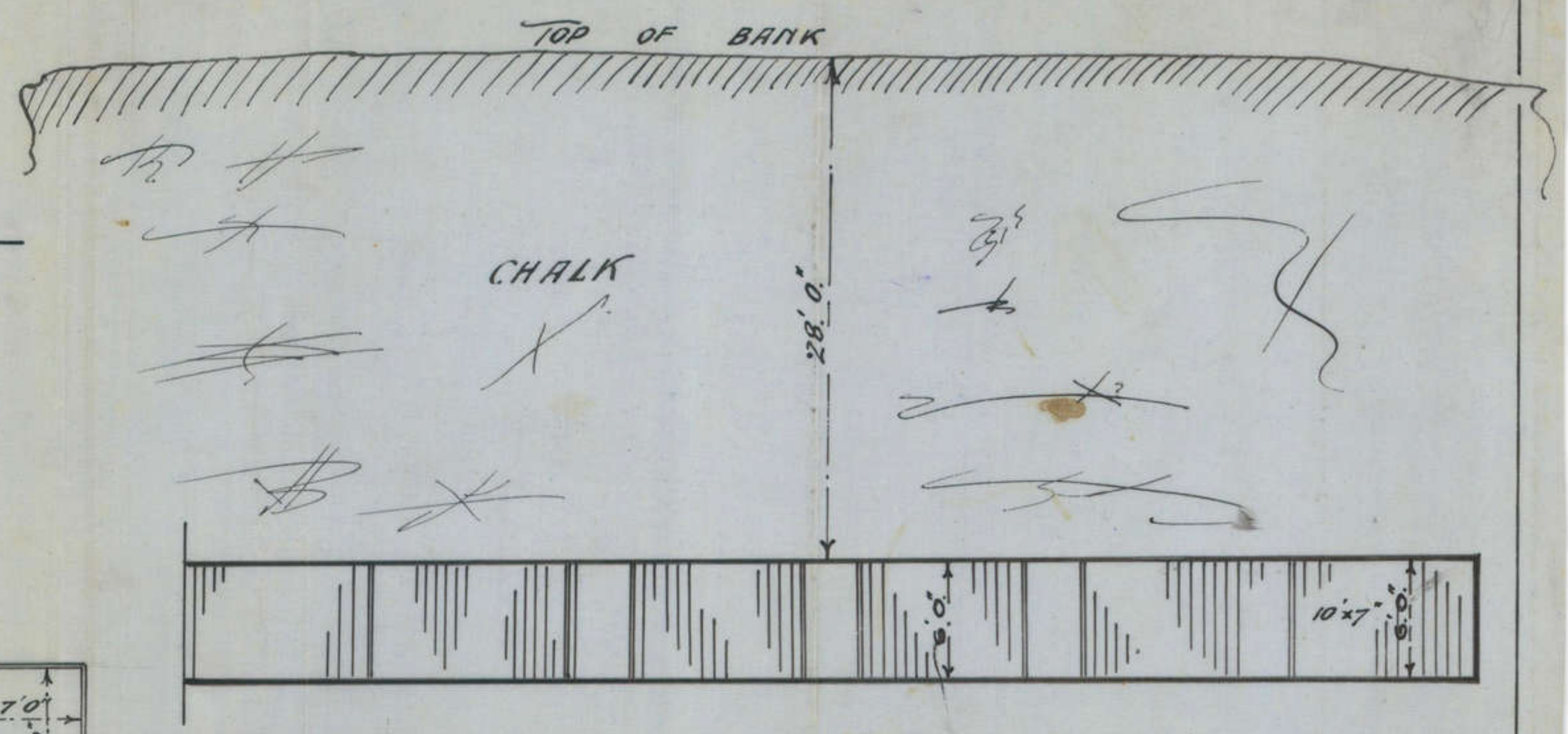
— PLAN OF DEEPDUGOUT FOR —  
 — BATTALION H.Q. —

— MAP LOCATION N. 18. B. 91. —


— 1/8" SCALE —



PLAN

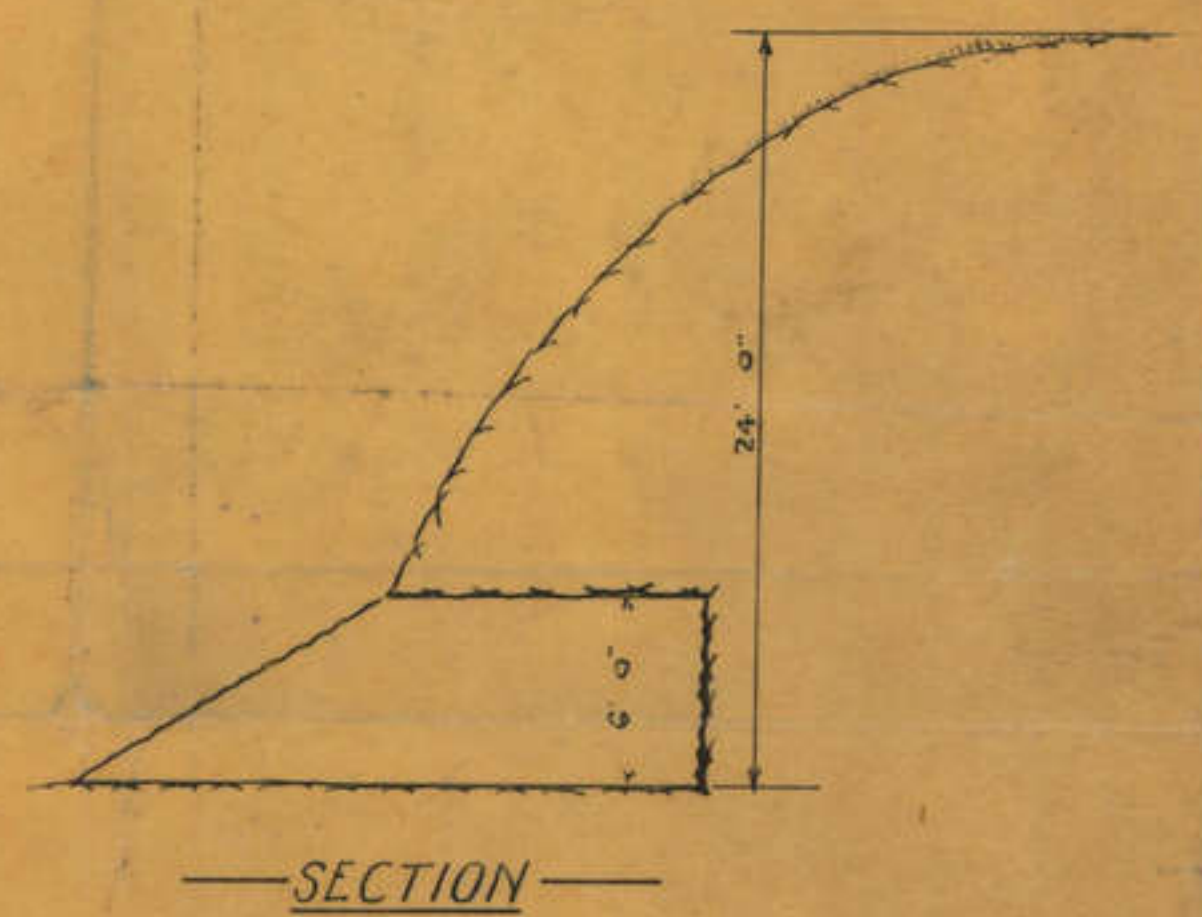
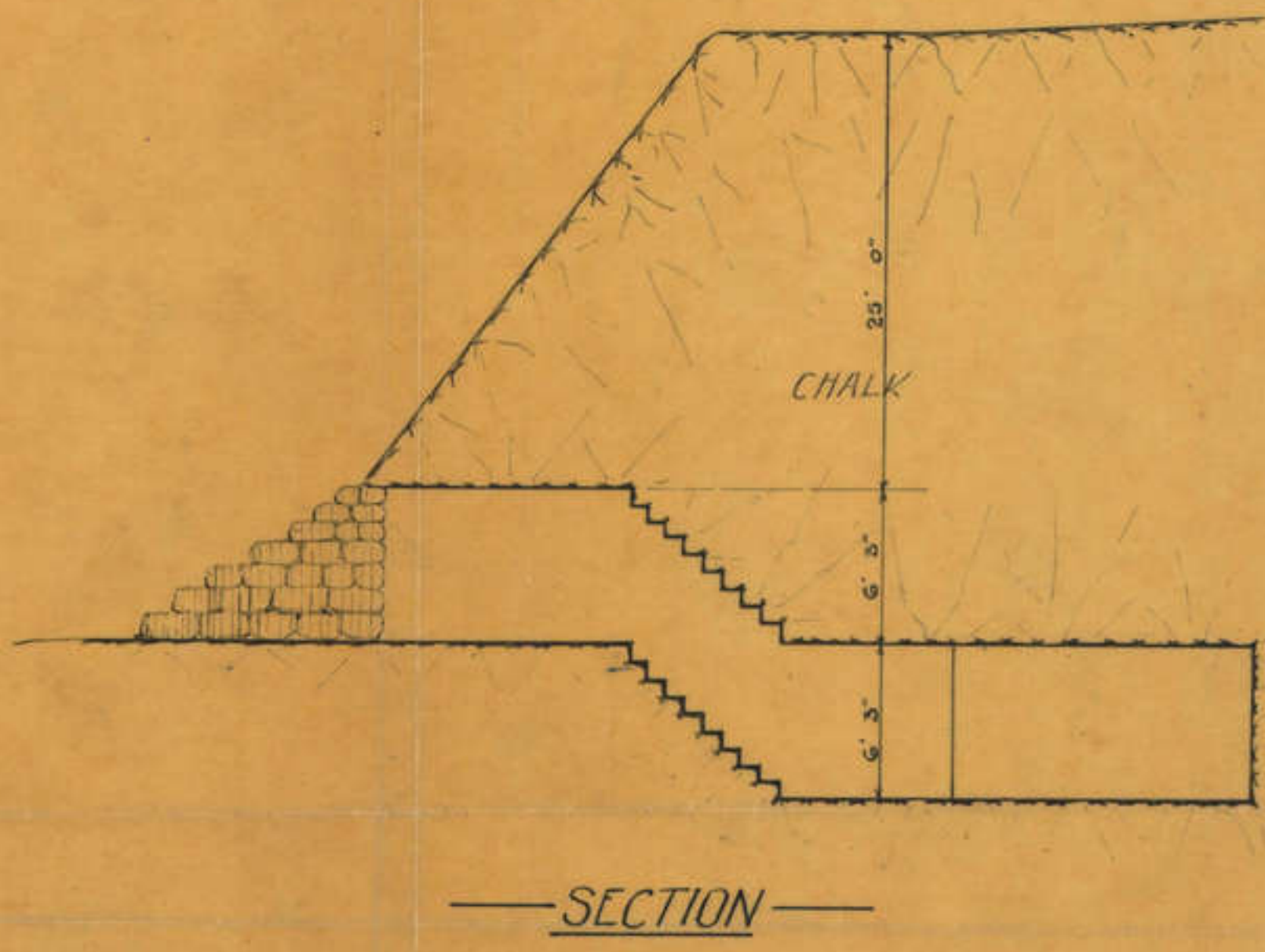
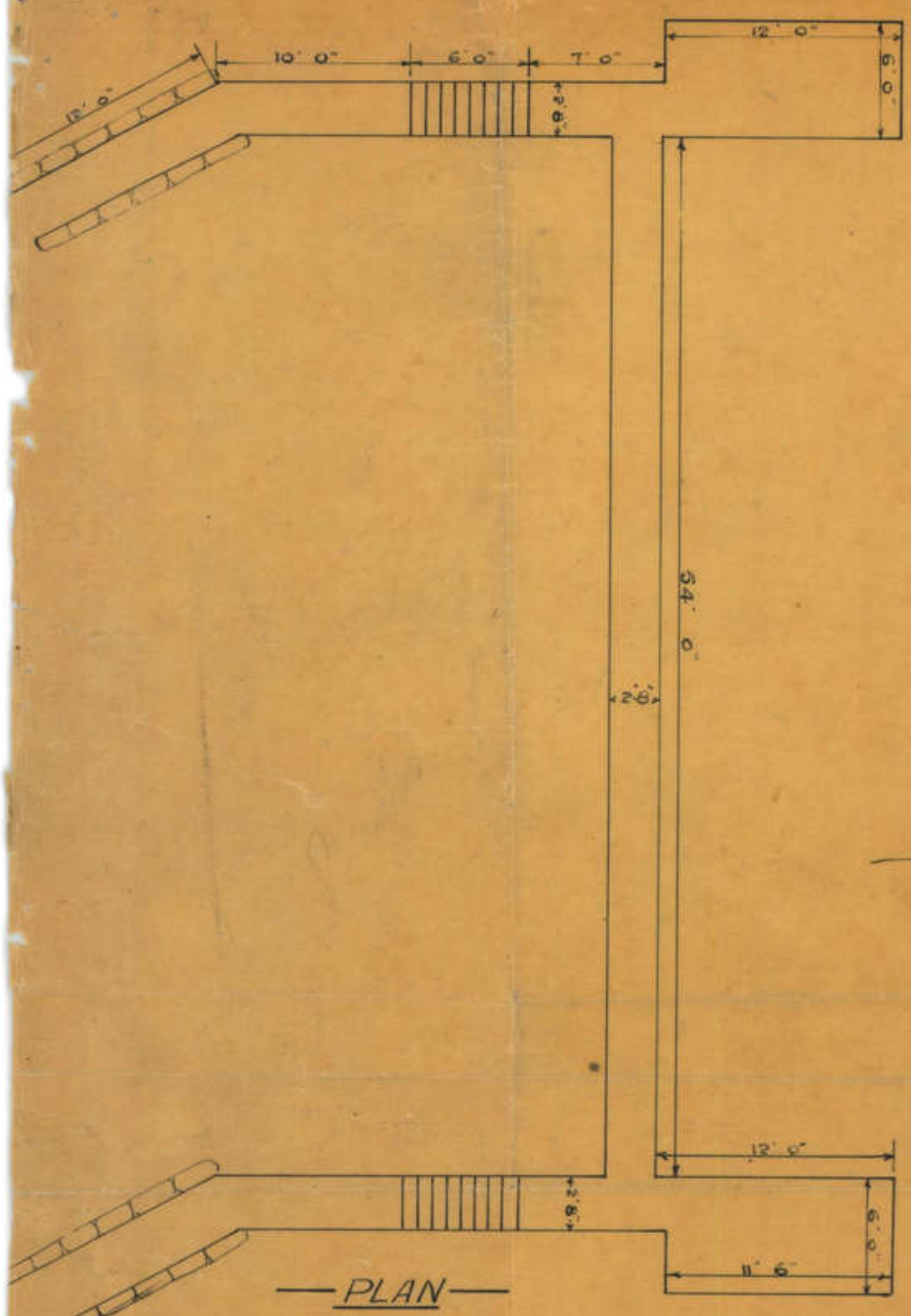


SECTION C.D.



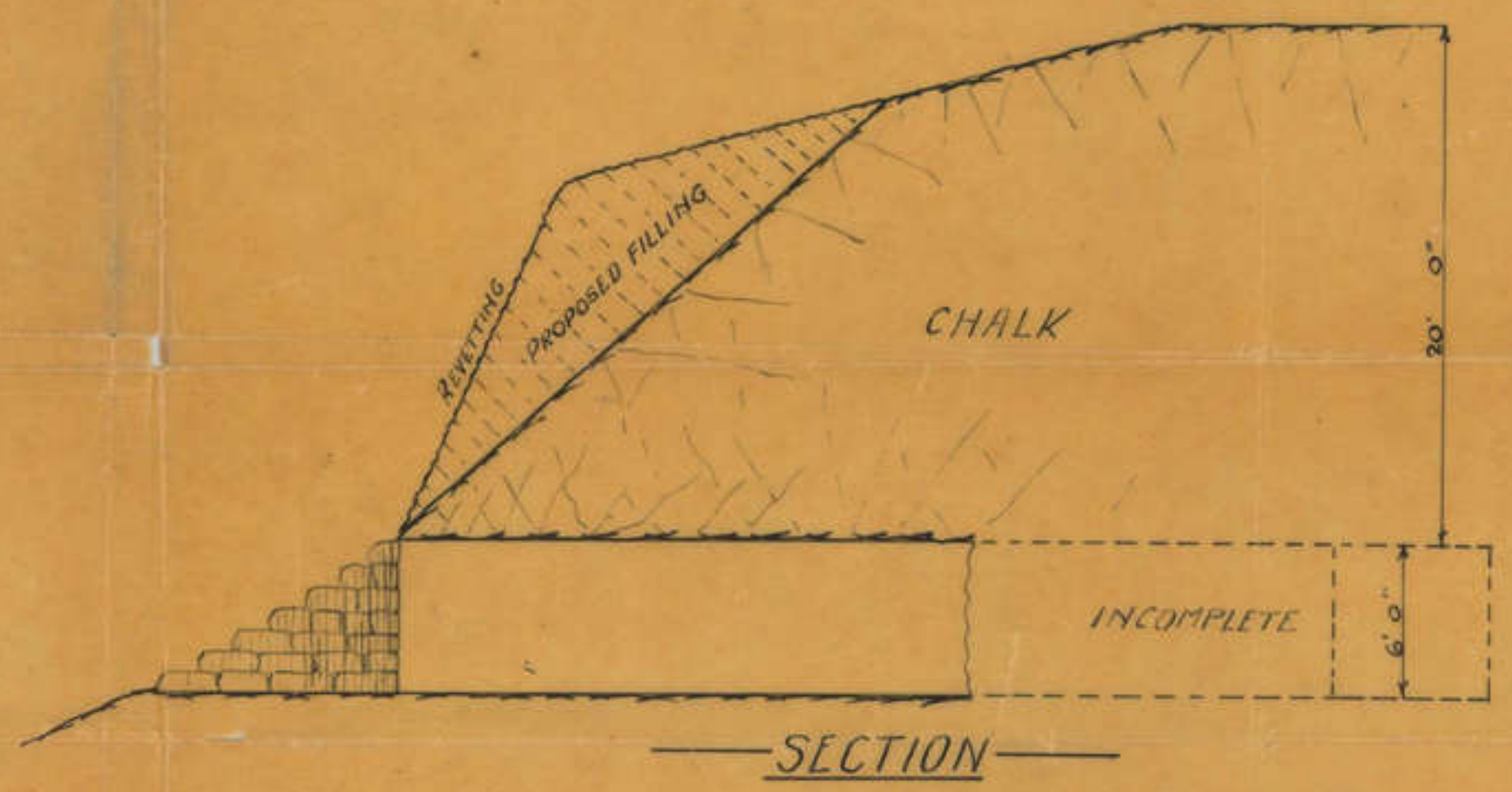
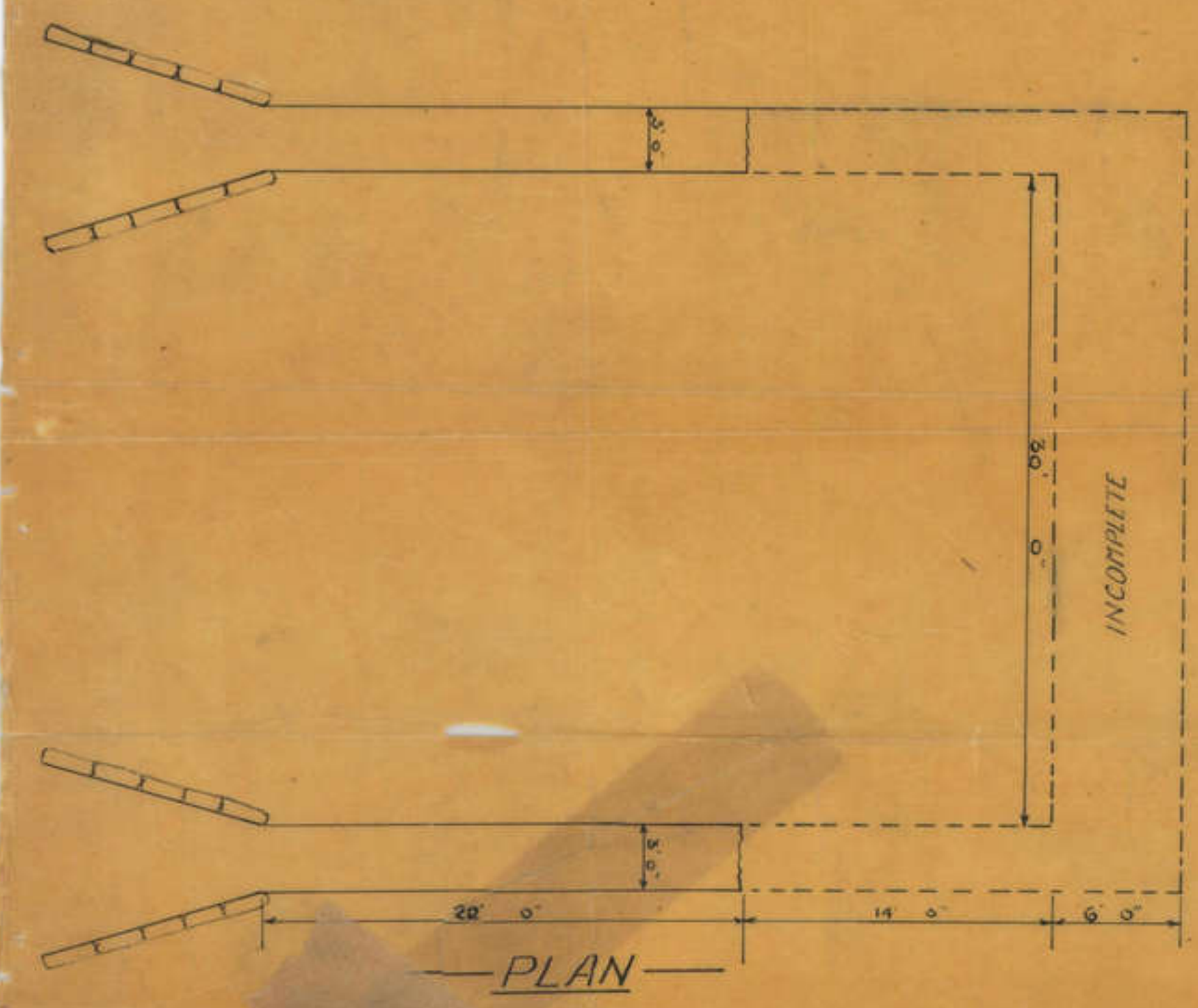
SECTION A.B.





DUGOUT AT H 5.1.3.3.

DUGOUT AT O 13.C.4.3.  
(INCOMPLETE)



DUGOUT AT N.21d.3.9.  
(INCOMPLETE)

*Handwritten note:*  
O.S. 1518. 12







APPENDIX. 32

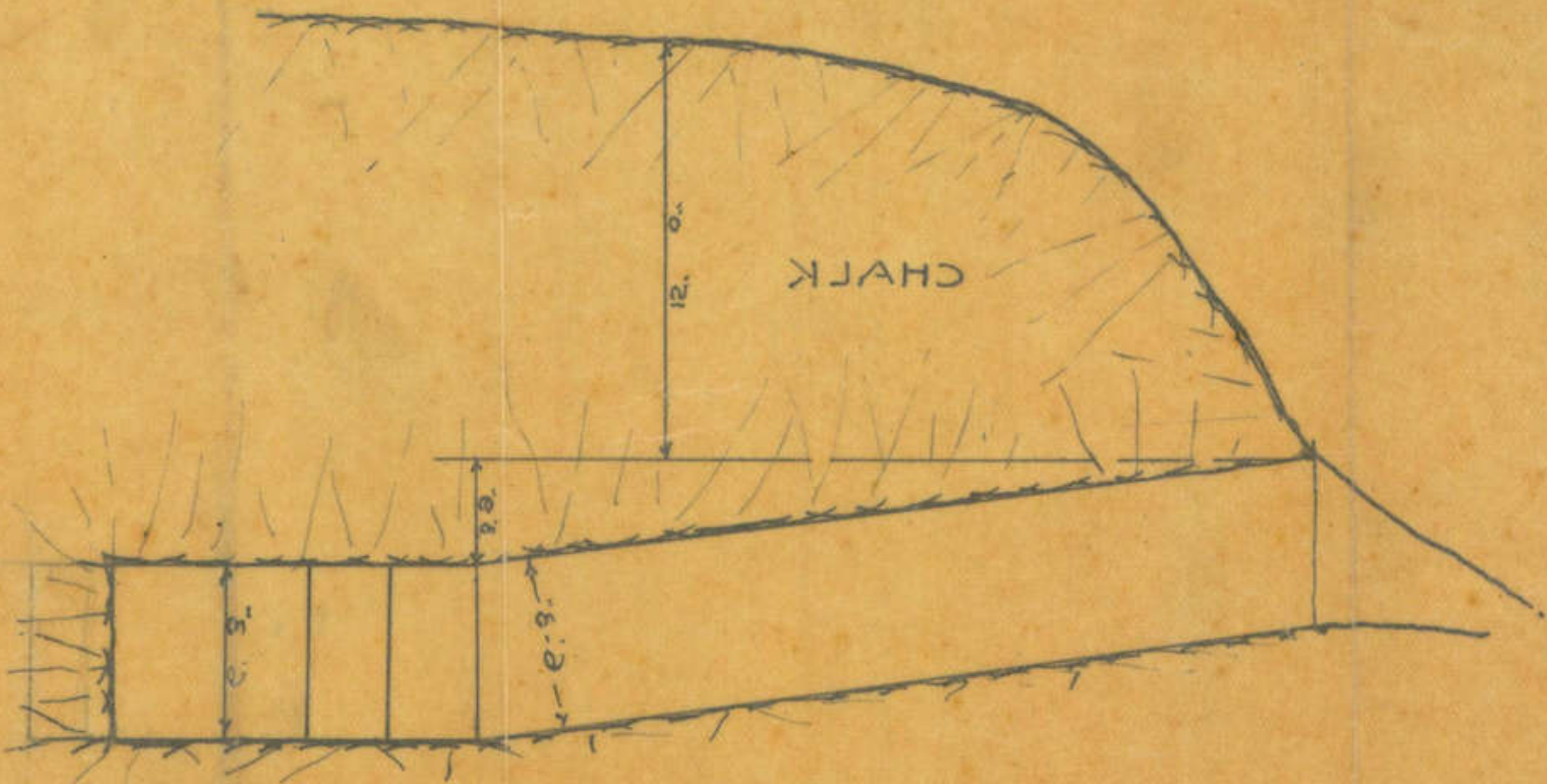
SCALE feet 0 5 10 20 30

I 53975-154 P 3 4-1 54 P 3 5. MAP REE 52

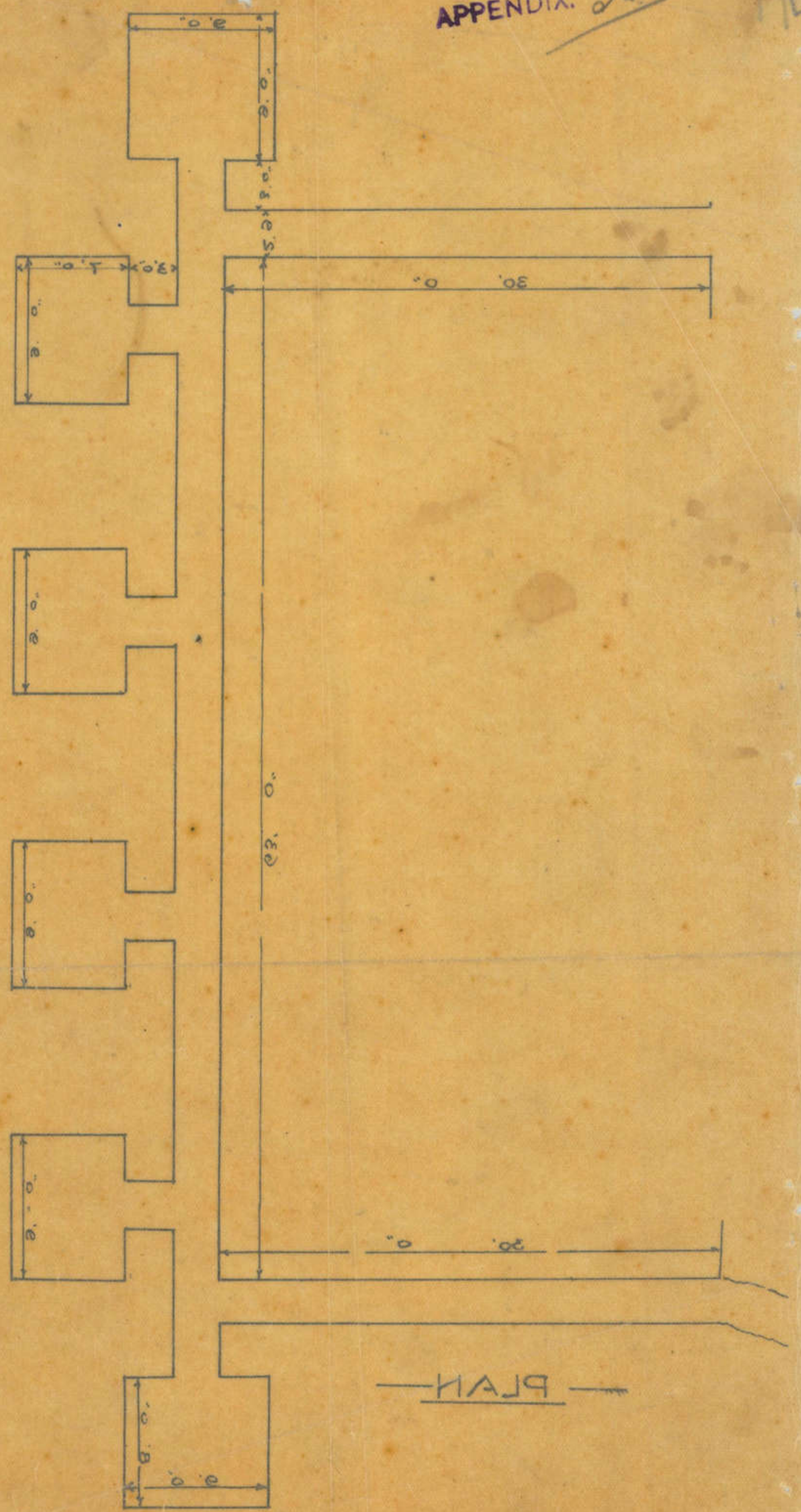
PLAN OF DUGOUTS AT

12<sup>TH</sup> FIELD COMPANY A.I.F.

APPENDIX



SECTION



PLAN

L. P. Lambton  
18th Field Coy



253

APPENDIX 34

64

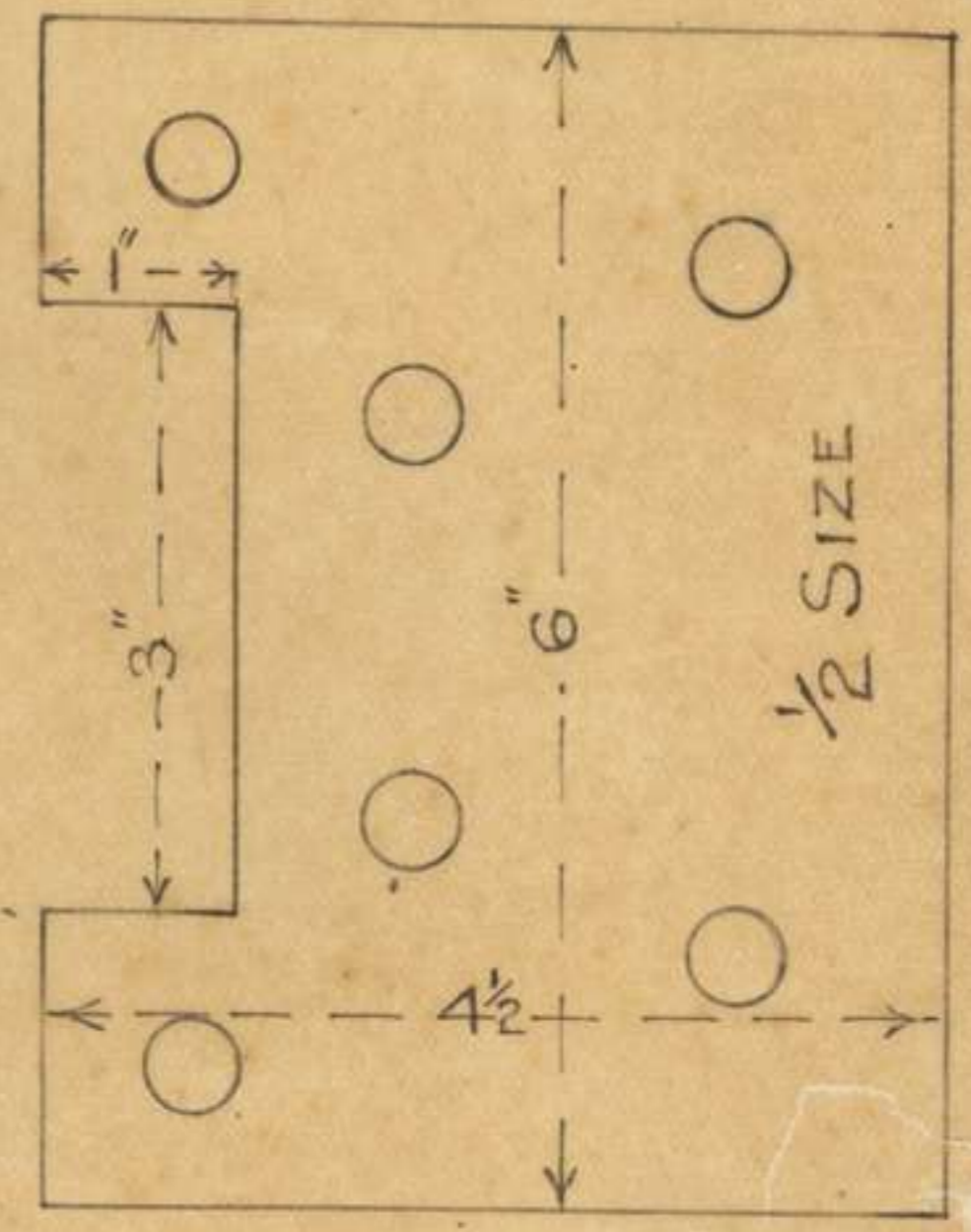
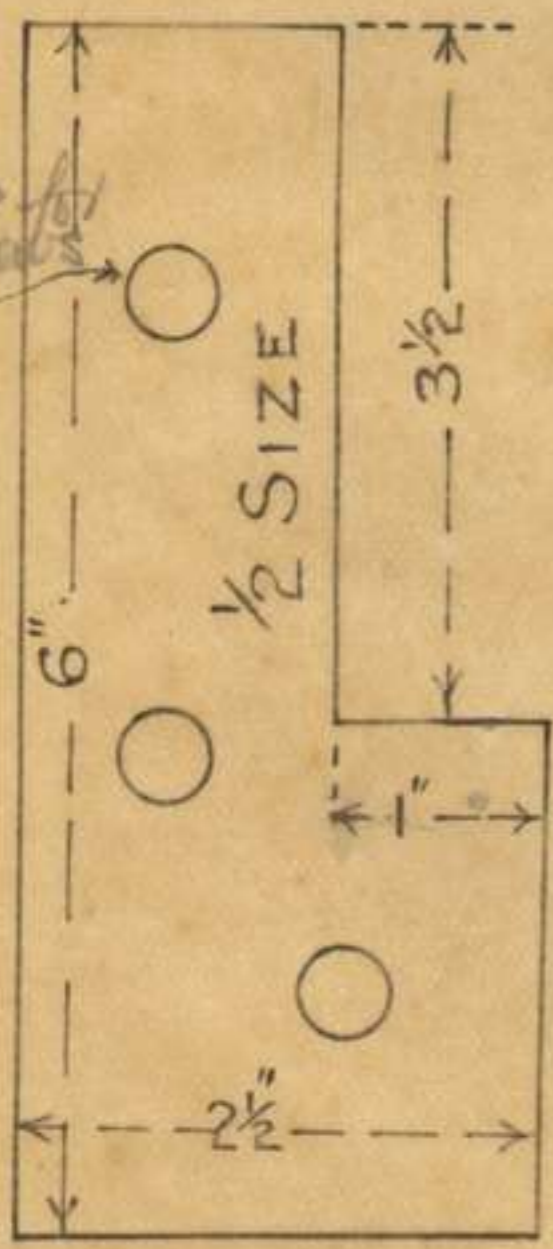
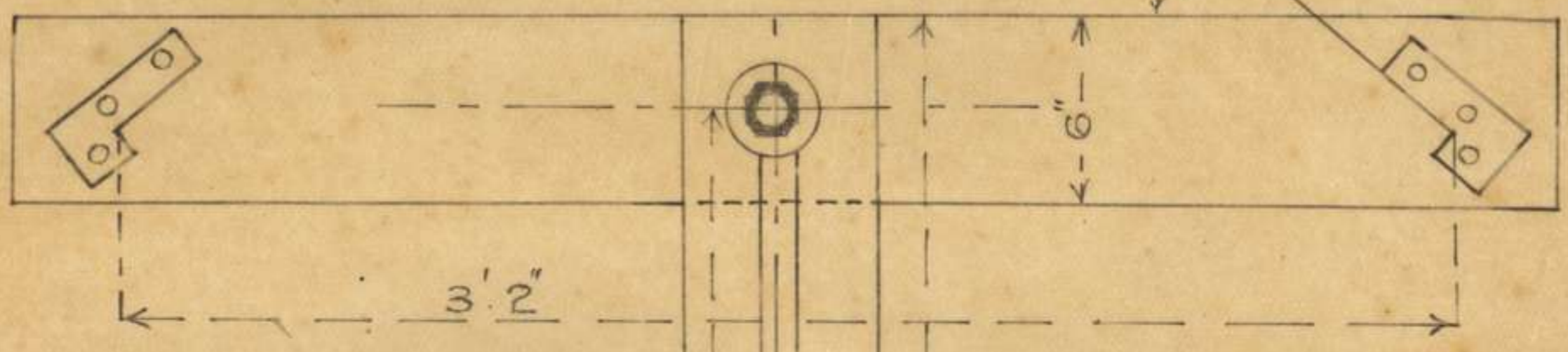
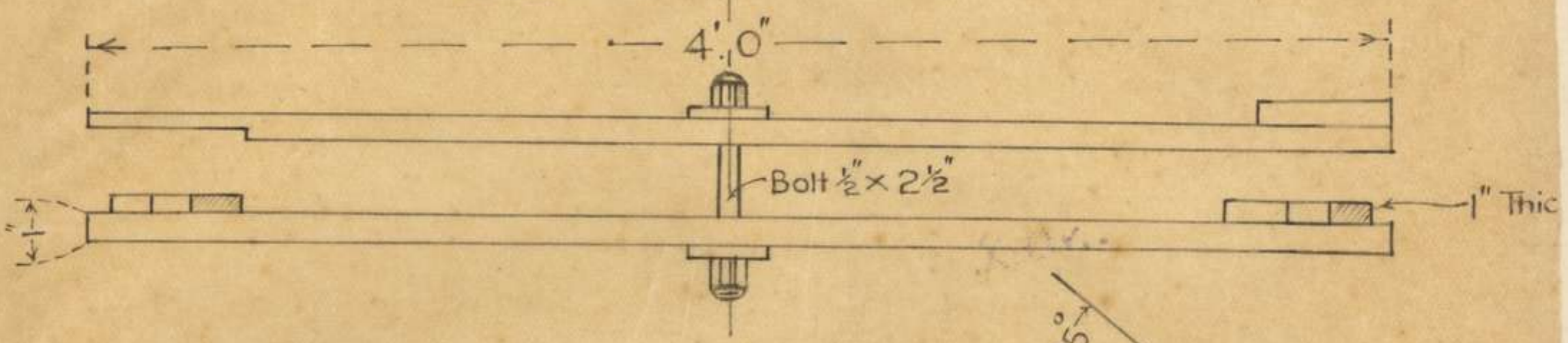
64

P.3 ORIGINAL

APPENDIX 34

# V.M.G. TRIPOD BASE

## ELEVATION (CLOSED)



PLAN (OPEN)  
Scale, 1/2" = 1 Foot

*Handwritten signature*  
J.C. [unclear]

5<sup>TH</sup> AUST. M G. BN.

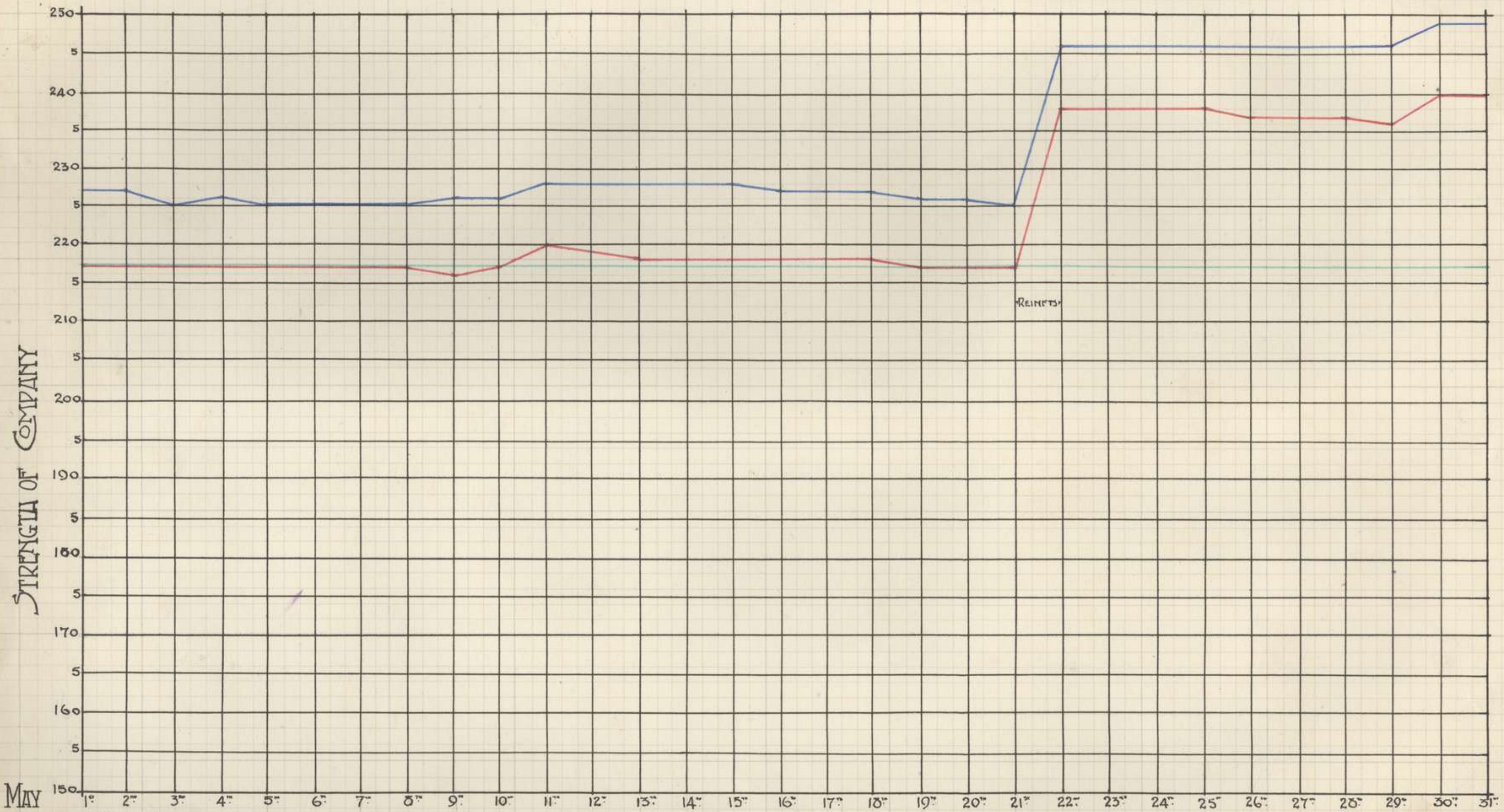
14 . 5 . 18



P3 ORIGINAL

# GRAPH SHEWING STRENGTH OF UNIT FOR MAY 1918

APPENDIX 35



MAY 1 2 3 4 5 6 7 8 9 10 11 12 13 14 15 16 17 18 19 20 21 22 23 24 25 26 27 28 29 30 31

WAR ESTABLISHMENT ———

TOTAL STRENGTH ———

ACTUALLY WITH UNIT ———

DATE

FIGURES INCLUDE OFFICERS

*Handwritten notes:*  
 Handwritten signature  
 OC. ISPC. AF.

APPENDIX 35

65



Company is located at O.I. a. 3.5. and is providing technical assistance to all work on the AUBIGNY SYSTEM. Company dump is at O.I. a. 3.5 and in addition personnel is provided to run Divisional Dump at Aubigny.

DIGOLITE

Company supervises digout work of 150 BDE RFA and 14 BDE AFA. One officer is attached to 150 BDE RFA. He also supervises work at 14 BDE AFA and his section is practically fully employed on these two Artillery Bases.

Dugouts have been built for the battalions of Reserve Bde at O.I. a. 6.8 O.I. a. 5.6 + N.I.S. b. 9.1. These are complete but the girders are taking weight and should be watched from time to time. The girders seem weak for the span.

Responsibility for supply of material to 14 AFA BDE is directly through this Coz but the Officer at 150 BDE RFA deals direct with CAS for all material for their BDE.

Mining material is supplied from 254

Tunnelling Coy thro' CAS.

RIVER SOMME

Company is responsible for lowering level of River Somme 4ft below level at COMBIE LOCK and 5ft at DROUPE LOCK.

Dumping Bridges have been erected at O.I. a. 1.7 N.I.S. c. 0.4 + N.I.S. d. 0.5. These are responsible for maintaining these.

A Dismant Bridge 2 shuttles + 2 partitions is at FINE DE QUAI A PROOT. IN. C.O. + 3 scappers are present on this + our responsibility is to know this bridge whenever required by the situation also our emergency bridge only.

A ferry for Field Artillery has also been constructed at same point also stowed under the railway brick bridge at Aubigny, but the ramp was made near the partition bridge.

A 'Flying Fox' was carried construction at N.I.S. d. 5.3. Material for the two towers is being salvaged from the aerial at KELLY two towers are 16' and are 8' at 100' centres were to be erected. The anchorages are on and are towers is on the ground. This is also to pass Field Artillery.



General Work

Gas doors are now fitted in the M.C. power  
in all ADPs etc.

A BARRAGE COMMAND POST, was <sup>provisionally</sup> located at  
was suggested the M.C. post be developed  
near the railway road bridge outside DAVRAS.

Marshalls are required in the LEFT sector  
AUBIGNY LINE.

Some more cables required in BREWERWORKS  
on FLAT

The AUBIGNY SYSTEM is practically complete  
our network was going to be CTS between the  
FRONT & RESERVE LINES.

Company is in possession of several French  
vehicles a lot of these & their locations from  
which they were taken is handed over, these  
are taken under authority, Tower major cables

Harold ~~James~~  
Major  
CC. 1575. AE

21. 5. 18





253

APPENDIX 34

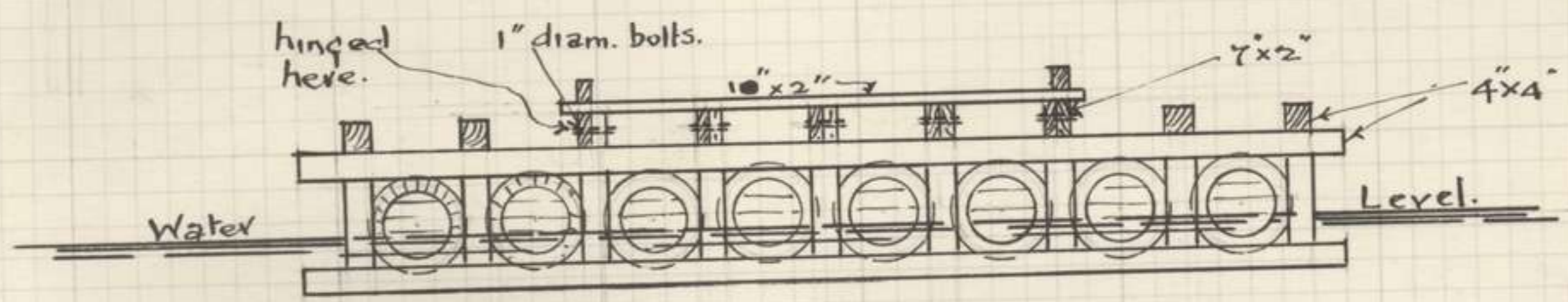
68

P1

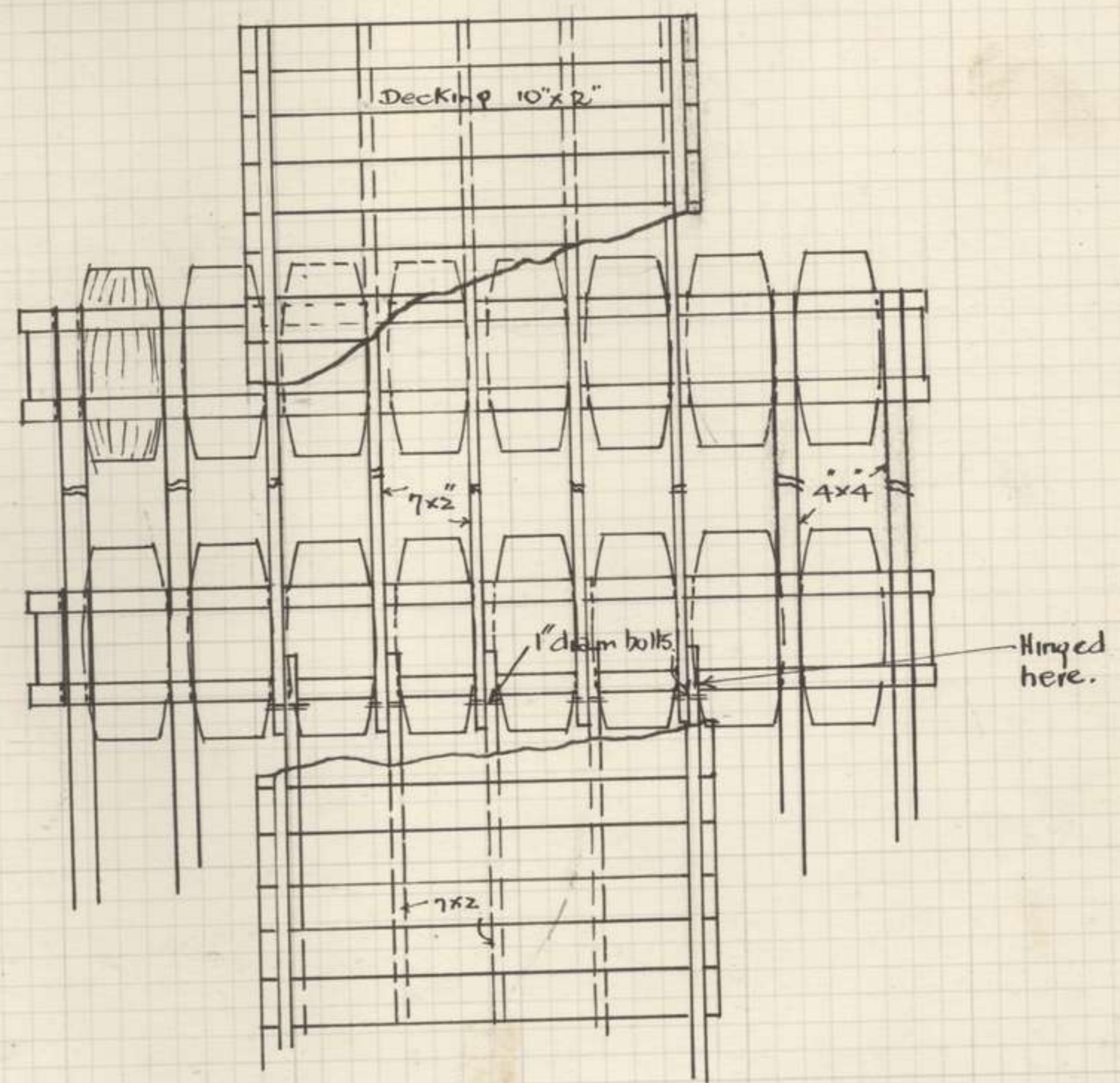
APP 37

EMERGENCY RAFT DETAILS.

SCALE 4 1/2" = 1"



SECTION



PART PLAN





253

APPENDIX. 34.

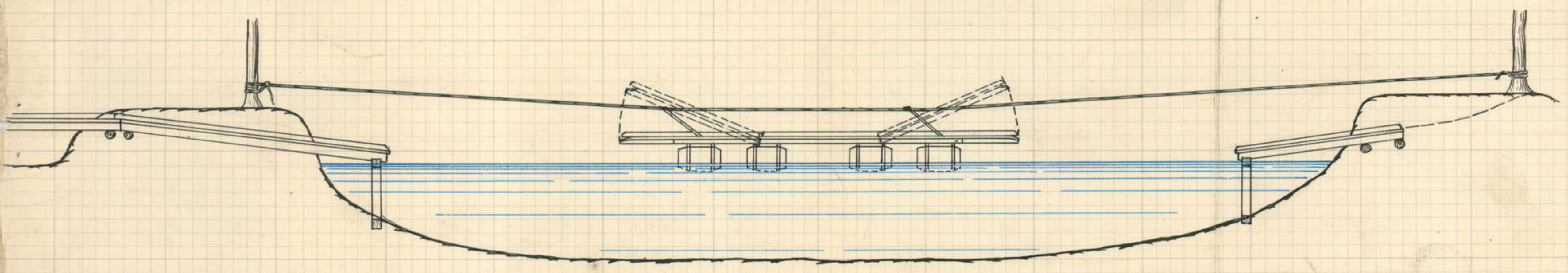
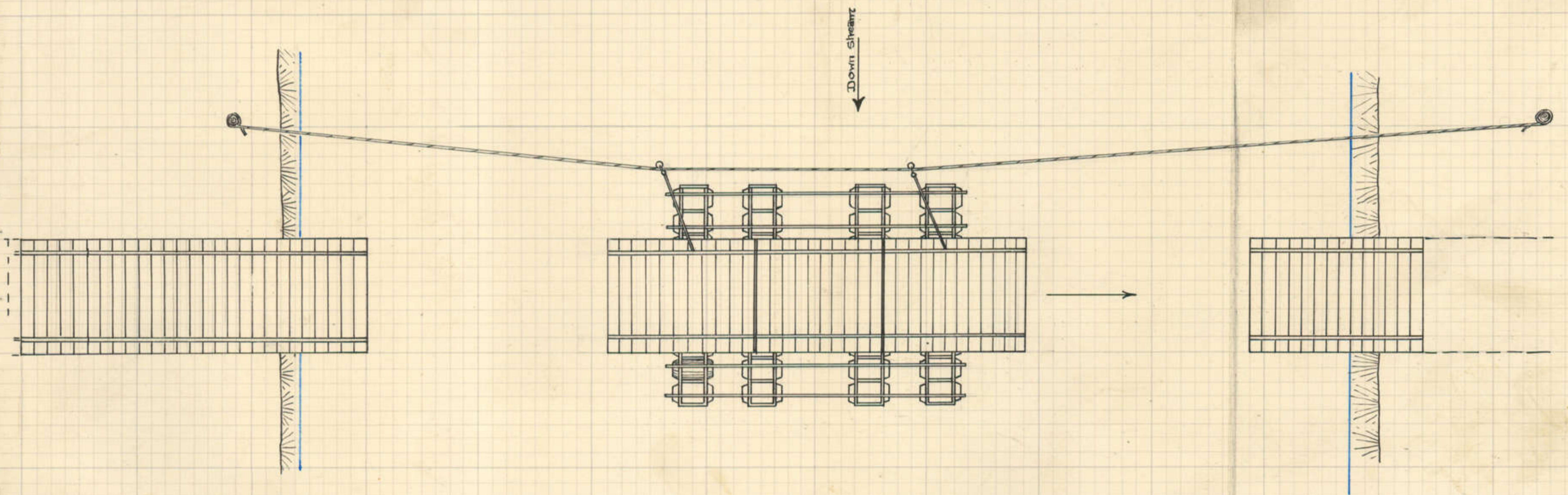
69

ORIGINAL

*Handwritten blue scribble*

**15<sup>TH</sup> FIELD COMPANY A.I.E.**  
 EMERGENCY RAFT CONSTRUCTED AT O 2 b 8 1-62.P  
 SCALE 8' TO 1"

APP. 37.





ORIGINAL

War Diary

APP. 38

May 1918

### Supplies A.S.C.

For the past month the supplies issued were up to the usual standard. Bread averaged 70% and the bread received was in excellent condition.

The average weight of the fresh meat received was 10% lower than the average weight issued. For the month the weight of meat issued was 3807 lbs whereas the actual amount received was 3303 lbs showing a loss of 504 lbs.

For 10 days the potatoe issue was very light and potatoes had to be purchased from company funds to enable the men to receive a decent meal. Towards the latter part of the month green vegetables, in the form of cabbage lettuce and spring onions, were issued and proved very acceptable.

The fodder received was plentiful and also of good condition.

### Ordnance

with the exception of three demands on this branch, no difficulty was experienced in obtaining stores. There is great difficulty in obtaining Lewis' split rule, an indent for same was placed with Ordnance two months ago and has not yet been fulfilled. An indent for badges distinguishing was placed with D.A.D.O's on the 15<sup>th</sup> January 1918 and has been redemanded twice and not yet fulfilled. Ration bags also appear difficult to obtain.

### Boot Repairing

The company bootmaker repaired 75 pairs of boots besides putting extra chump sole on new boots issued during the month.

### Harness Repair

all necessary repairs to harness were carried out by the company saddler.

APPENDIX.

38.

70



38

Salvage. The following articles were returned to Salvage Corps and receipts obtained for same.

Rugs Horse	74	Rifles	8
Breeches	71	Preserved Medicines	50
Junics	68	Cardboard	38 lbs
Boots	49	paper	36
Buttons	50	Jam cans	51 "
Blankets	17	Socks	69
Packs	7	Hats woolen	17
Bicycles	8	Respirator small hood	28
Coats Great	13	Drawers woolen	17
Spurs	18	Collars head	11
Surcingle	3	Traces w/ long fur	7
Reins	10	Hats felt	33
Web equipment	2	Respiratory horse	15
Bicycle tubes	26	Saddles animal	1
Bits	5	Collars breast	3
Shoes horse	120	Cases horse shoe	6
Stoppers brass			
(No. 1) tin	32		

38

Fat

142 lbs of First class Fat was returned to the Base.

Comforts.

The following articles from the 5<sup>th</sup> Divisional Australian Comforts Fund were received and greatly appreciated by all ranks.

Cocoa milk, Tobacco cigarettes, Socks and Cricketing material.

During the month all ranks exchanged their winter underwear for summer underwear.

9<sup>th</sup> June 1918

John Baxter  
C.M.S.  
15<sup>th</sup> Field Coy. A.E.



NOTES ON WORK DURING MONTH

MAY 1918.

ORIGINAL

APP 39

The Company was employed throughout the month in the Reserve Area of the Division.

This was much appreciated as the Company had been engaged always in the Forward Line Area since the Division took the line in September with the exception of ~~four~~ weeks during January.

The work consisted principally of

1. Supplying technical supervision to all works in the AUBIGNY SYSTEM & DEFENCE.
2. Control of levels in RIVER SOMME and attendant bridge work
3. Deep Dugouts.

1. AUBIGNY DEFENCE SYSTEM.

The ~~Front~~ AUBIGNY FRONT SUPPORT LINES were improved extra tactical & defensive wiring was put in and in conjunction with ideas of G.C.F. 15 DIV. &c a dummy system was constructed in the wire. Some 50 trench shelters were put in in these lines for the garrison and all works were improved. Minor features were worked into the DEFENCE SYSTEM.

A RESERVE LINE to the SYSTEM was sited completely dug & tactically wired and some 120 three man splinter proof shelters were put in.



A FLANK DEFENCE LINE really a continuation of PIONEER SWITCH LINE was completely dug on the SOUTH of the SECTOR fronting BOIS L'ARBE and running right back from the AUSTRALIAN SYSTEM to the SYDNEY SYSTEM. This line was dug largely in response to representations from this Company because we considered the AUSTRALIAN SYSTEMS would not face in the way the BOQUE would attack & we desired to obtain a line FRONTING the BOIS L'ARBE while the whole system was normal to the ridge of the BOIS L'ARBE. - This was actually re-earthened and a ditch to this was also dug ~~to this~~

which would act in the nature of the support line. -

The whole of the trenches dug were 3'9" in depth the excavated earth being well spread & tamped where necessary to prevent ground observation. The normal task set the infantry was 2 lineal yards trench + dirt spreading & this proved an easy task of about 3 hours steady work without spells.

The RESERVE LINE was constructed on a 24ft fire bar - 12'x12' transverse dimension, while the SWITCH LINE was a 30ft ~~fire bar~~ <sup>fire bar</sup> + 18'x18' transverse dimension the latter dimension was

*Handwritten note:* The trench was dug in response to representations from this Company



39

an experiment. Looking at it when  
 constructed it would appear as if the  
 traverse was too deep and this intended  
 to experiment further with the trench  
 dimension a 30 ft pre bay with  
 15' x 12 deep traverse will be the first  
 and a 24 ft bay and 24 ft x 12'  
 deep traverse will be the next dimensions  
 used.

All wiring was of double apron type  
 50 yards per wire seemed to be a fair  
 number for the tasks of the materials  
 well distributed.

Generally speaking with the setting of these  
 trenches it seemed difficult in the rear

15 ft

39

area to get on without interference from  
 higher commands. It would seem necessary  
 almost to publish the <sup>provisional</sup> ideal procedure  
 of Division merely laying down the GENERAL  
 IDEA with any special IDEAS on  
 certain very important tactical points.

BRIGADES with a limited FIELD LOSS could  
 have taken the job in absolute detail

There should be no interference in the  
 details + BRIGADES who depend on  
 fight in these lines should be left untrammelled

I cannot say too much for the excellent  
 cooperation between the 15 INF BDE + this  
 unit in the work that was carried out  
 the system of allotting definite sectors to battalions

15 ft

253

APPENDIX.

39.

74



7  
39  
requisite RE officers to assist each particular  
battalion found itself once more. The  
personal element in the liaison of these arms  
counts for so much.

*Explain*  
I would like however to see the lines  
generally sited more solidly with bigger  
excursions & movements developing exercises  
automatically.

## 2. THE RIVER SOMME.

*Explain*  
We had called repeatedly for a constant  
control of the River levels, it seemed difficult  
almost to get people to realise that there  
was always a danger of the Boche running  
all our communications across the River

28  
39  
in a most simple way by breaking a lock  
above the junction of the FRONT LINE. We  
repeatedly pointed this out particularly as in  
many places the RIVER WAS SO WIDE THAT  
flooding would be a serious menace. Shortly  
after the commencement of the month we were  
in rapport with our representatives given control  
of River levels & it was arranged to allow for  
any lowering of the RIVER in the evening we  
should drop the River 4 feet below its normal  
level at CORBIE and a further 5 feet  
below its normal level at DAOURS.  
Careful gauging of the River was maintained  
throughout.

*Explain*  
We had to reconstruct several dummies



BRIDGES which many of them were not very useful as they were so obviously indicated on aerial photos <sup>having</sup> ~~having~~ no approaches.

In response also to representations from us the system of DORMANT BRIDGES was instituted, which was used by us in the attack on VILLERS BRETONNEUX that the Hun shelled all emergency tracks bridges were parked out that an EMERGENCY TRACK to be of use in any ~~SITUATION~~ should be an unused track until it is required. Consequently sites were selected and it was arranged for pattern bridge material to be at these sites ready to be thrown into bridge as the

Exhibit

Situations demanded. These bridges were <sup>loosely</sup> never to be thrown so that aerial photos would not pick up the sites as likely to be used.

In addition a ferry of bamboo rafts was constructed to carry Field guns as an emergency method of crossing the River, and the construction of a FLYING BOX for FIELD GUNS was commenced.

### 3. DEEP DUGOUTS.

Throughout the month the Company constructed DEEP DUGOUTS for the 1st AFA BDE & 1st BDE REA for the Reserve BATTNS HQ & Co of the Reserve BDE and the TANK BATTN.

These were constructed generally on the



39

Plan of the C.E. two entrances connected  
by a 9' drive. As far as possible small  
steep banks were chosen so  
that the entrances would be tunnels rather  
than inclined shafts.

The increase in size of the sets supplied  
has made all the difference in the matter  
of comfort the 6' 10" being infinitely preferable  
to the old 6' set.

In the matter of galleries the ~~sets~~ girders have  
proved far too light and we had to space  
at 1' 9" centres, this measurement was  
adopted because of the 4' lagging supplied.  
All sets had to be put in by kilboarding

Exhibit

39

but the girders are too light for the 9' span  
The use of girders does not allow for much flexibility  
in design. and here I would remark that  
being a mining man I depreciate stereotyped  
designs for Dugouts because the nature of  
the 'GROUND' is everything in the matter of  
putting in any particular type design. At  
the same time I welcome the area of  
accommodation <sup>being</sup> land down for  
B.C. HQs Barracks HQs & BATTN  
HQs, the issue of such plans has helped  
no considerably.

INTERIOR ECONOMY

The Camp was camped at DROUGS during

Exhibit

APPENDIX.

39



12  
39  
The whole month we were able to have swimming  
spots, concerts, boxing, wrestling competitions  
at night and the health of the men was  
splendid. No casualties were caused during  
the month by enemy action. Food varied  
but towards the end of the month the issue of  
'greens' helped much.

I again put in a plea for a side car for  
the OC of a Field Company, again I  
wrote remarks that where a Field Company  
has to remain mobile with tools packed,  
when ~~and~~ <sup>when</sup> tools are being carried, extra  
transport is necessary.

The transport maintained a very high

14  
39  
standard under CAPT SE EVANS M.C. —

lately because Field Companies have been  
given an increase in subalterns to assist  
in work a system has crept up in certain  
Companies of taking the transport work or  
H.Q. work out of the 2nd in command's  
hands. To my mind the 2nd in command

of a Field Company has his proper job,  
should not be taken away from his duties  
however subalterns should be given

all opportunities to study line work, if this  
of the  
do not gain their knowledge, as subalterns

they can never hope to be efficient 2nd  
in command or OC Companies when

APPENDIX.

39

78



15

39

these things comes for practical. I do not  
 understand why this system has crept in, it  
 is particularly desirable that the OC 2nd  
 command should not be too closely associated  
 with  
 in daily duties, as this will result in the  
 power of them being perhaps knocked out at the  
 one time. The 2nd command is an emergency  
 OC. Company.

*Edwin*

*Handwritten signature*  
 \_\_\_\_\_  
 OC. 1ST Co. A.E.

31. 5. 18

