

AWM4

**Australian Imperial Force unit war diaries,
1914-18 War**

Formation Headquarters

Item number: 1/50/20 Part 4

Title: General Staff, Headquarters 5th
Australian Division

October 1917



AWM4-1/50/20PART4

233
 War Diary
Amended Copy.

SECRET.

Copy No... 16

D E F E N C E S C H E M E

5th AUSTRALIAN DIVISION.

(PROVISIONAL).

TABLE OF CONTENTS.

1. Description of the enemy front.
2. Boundaries of Divisional Sector and description of front line.
3. Organization for defence.
4. Distribution of troops.
5. Artillery action in defence.
6. Machine gun action in defence.
7. Principles of Defence for forward brigade.
8. Action of Divisional support brigade.
9. Action of Divisional reserve brigade.
10. Policy of work.

APPENDICES.

- A. Accommodation in camps in Divisional Sector.
 - B. Accommodation in dugouts in forward areas.
 - C. Signal communications.
 - D. Location of dumps, etc.
 - E. Locations of echelons and headquarters, etc.
 - F. Medical Arrangements.
 - G. Supply Arrangements.
-

SECTION I.

(To be substituted for Section I of 5th Australian Division Defence Scheme (Provisional) issued 12/10/17.)

DESCRIPTION OF ENEMY FRONT.

1. ORDER OF BATTLE.

Portions of the 22nd R.D. and the 3rd Guards Division are at present (towards end October) holding the line opposite this Divisional front.

The enemy Regiments holding the line North to South are as follows :-

Lehr Regiment)	3rd Guards Division.
9th Grenadier Regiment)	
Guard Fusiliers)	
94th R.I.R.)	22nd Reserve Division.
71st R.I.R.)	
82nd R.I.R.)	

The 3rd Guards Division came into the line on 12th/13th October. The 22nd Reserve Division came into the line on about 10th/11th October.

The northern boundary of the 3rd Guards Division is a line running east of NIEUWEMOLEN.

The southern boundary is a line running east of CELTIC WOOD. The 3rd Guards Division came into line from ALSACE where it had been in rest. Previous to this it was in the line on July 31st and was engaged in the battle of LANGEMARK and here they are reported to have suffered severely.

Early in the year this division was severely handled at BULLECOURT and suffered extremely heavy casualties.

The 22nd Reserve Division came into line from BULLECOURT. Previous to this it was in the battle east of YPRES on 31st July and undoubtedly suffered heavily.

2. ENEMY DEFENCES.

(a) The enemy appears to have reverted to his original system of holding a rigid front line - that is to say, instead of having an outpost line in shell holes and the main portion of his troops in a rear line of defence, he is now having the whole Regiment distributed in depth, and disposed as follows:-

- 1 battalion holding the front line composed of organized shell holes
- 1 battalion in immediate support
- 1 battalion in reserve.

(b) The enemy holds a line approximately 200 yards in front of and parallel to the road running North and South through J.6. central to D.24 central.

A raid carried out on CELTIC WOOD at 6.20 a.m. on the 9th October found the Eastern edge of CELTIC WOOD strongly held and with numerous machine guns distributed in positions of advantage. The enemy's main defences on our front, however, appear to be on the KEIBERG SPUR, known as the PASSCHENDAELE - TERHAND LINE. This line is practically a continuous line and has been very strongly wired with three and sometimes four belts of wire in front of it, but according to prisoners' statements and air photographs this line has been practically destroyed by our artillery fire.

233

-2-

In rear of this line another line exists just East of MOORSLEDE and WATERDAMHONK and West of DADIZELLE, and is known as the DADIZELLE LINE. Although not a continuous line, it appears to be strongly wired completely, , mainly with two belts of wire. Movement by day on the Eastern edge of PASSCHENDAELE RIDGE is inadvisable.

SECTION 2.

(To be substituted for Section 2 of 5th Australian Division
Defence Scheme (Provisional) issued 12/10/17.)

BOUNDARIES OF DIVISIONAL SECTOR AND DESCRIPTION OF FRONT SYSTEM.

1. BOUNDARIES.

RIGHT BOUNDARY. Sheet 28: I.16.c.00.15 - I.16.d.6.4 -
HALFWAY HOUSE (inclusive) - I.18.a.0. - I.18.b.3.3 -
I.18.b.7.8 - thence along road to J.8.c.65.20 -
J.9.a.45.25 - J.9.a.5.5 - J.4.d.55.75 - J.5.b.50.15.

LEFT BOUNDARY Sheet 28: I.16.b.1.4 - thence along road
(inclusive) to I.17.b.20.55 - I.11.d.25.00 - I.12.c.05.00 -
thence along BELLEWARDEBEEK to I.12.d.0.4 - I.12.d.35.80 -
I.12.b.6.0 - western edge and then northern edge of
timber to J.7.a.00.45 - J.7.a.8.4 - J.8.a.9.9 - J.2.d.7.4 -
thence along road to J.3.a.5.5. - thence along road to
junction of roads at D.27.b.95.20 - S.S. corner of SONNEBEKE
LAKE - road junction at D.22.d.0.5 - along road to D.24.c.
80.55 - thence to front line at about D.25.d.1.7.

2. DESCRIPTION OF THE FRONT.

(a) The front held by the 5th Australian Division includes that part of the PASSCHENDAELE RIDGE which lies between the NOORDEMHOEK re-entrant in J.5.b, to the BROODSEINDE re-entrant at about D.23.c.8.8.

(b) The possession of the above ridge gives complete observation eastward as far as the REIBERG SPUR, and denies the enemy the observation over our back areas which he previously had.

(c) The NOORDEMHOEK - BROODSEINDE road running N.N.W. and S.S.E. marks approximately the crest line. Our front line runs parallel to this road and about 500 yards east of it - thus giving us fair depth to our ridge defences.

SECTION 3.

ORGANIZATION FOR DEFENCE.

The defensive system will be organized on the following principles:-

- (a) The first essential is to get a real wire obstacle out along the whole front. This should not be in regular lines - except for the actual wire in front of posts it is better to construct belts of tactical wire which can be properly flanked by fire.
- (b) The front line may be held lightly by a series of mutually supporting posts; each post containing a complete unit - either a section or a platoon. Later on it may for climatic reasons be necessary to join all such posts and this should be borne in mind when selecting them. Similarly the construction of communication trenches to posts should have regard to winter conditions and a connected line.
- (c) Behind the front posts and extending back as far as the TOKIO SPUR will be a series of posts arranged chequer-wise - in which full use will be made of machine guns (both on the forward slope and in rear of it). Such posts will be occupied by support troops and these will be known as support posts.
- (d) On the TOKIO SPUR a line of defence properly wired will be prepared. In and behind this line the regimental reserves will be quartered and the line will be known as the regimental reserve line which will be the rear limit of the front line system.
- (e) On the ANZAC SPUR a brigade reserve line will be marked out and wired. Trenches need not be dug at present except as may be necessary to provide cover.
- (f) The Divisional reserve line will be on the WESTHOEK RIDGE. It also need only be wired at present.
- (g) Throughout, the principle of defence will be an organization in depth from which prompt counter attack will be possible. Each body of troops quartered in rear of any post or line will provide the nucleus garrison thereof. The role of nucleus garrisons will be to form a bulwark to stem an attack and to give time for the remainder of the troops to form up for counter attack or defence.

233

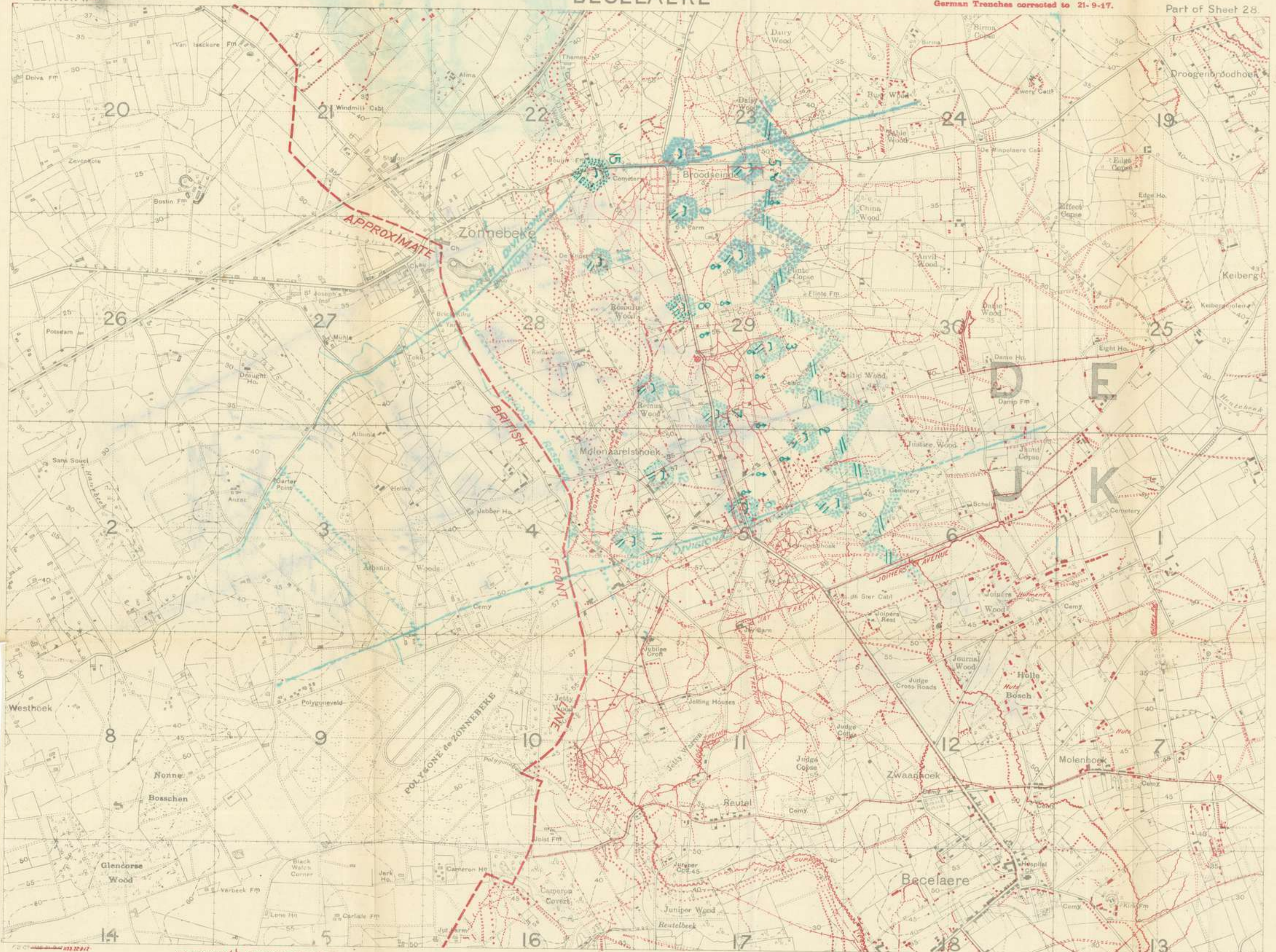
MAP TO ACCOMPANY SECTION 3

EDITION 1.A

BECELAERE

German Trenches corrected to 21-9-17.

Part of Sheet 28



Battery Positions (dashed lines)
 Possibly Timber or Camouflage (red wavy lines)
 Probably Concrete (red solid lines)
 Organised Shell Holes (red circles)

Scale 1:10,000
 Yards 500 400 300 200 100 0 500 1000 1500 2000

Printed by N.P.Z. Advanced Section, A.P. & S.S.

233

SECTION 4.

DISTRIBUTION OF TROOPS.

(To be substituted for Section 4 of 5th Australian Division Provisional
Defence Scheme issued October 1917.)

Reference Sheet 28, 1/40,000.

UNIT	HEADQUARTERS	
"A" BRIGADE (Forward)	Advanced J.1.d.8.2 Rear H.29.a.9.2	
"A" Battalion (Right) "B" " (Left) "C" " "D" "	J.4.b.75.45 D.29.a.3.3 J.9.a.3.5 J.3.a.5.4	Detailed disposition shewn on map attached.
"B" BRIGADE (Support)	Advanced I.17.c.3.7 Rear H.22.b.6.4	
"E" Battalion "F" Battalion "G" " "H" "	I.17.c.3.7 I.15.a.8.6) H.24.c.8.9) H.30.a.4.9)	Working Bn. for forward area. Battalions in vicinity of Headquarters
"C" BRIGADE (Reserve)	H.27.b.7.7	
"I" Battalion "J" " "K" " "L" "	H.20.c.9.1 H.20.c.9.1 H.23.a.5.1 H.27.b.7.3	DICKBUSCH AREA.

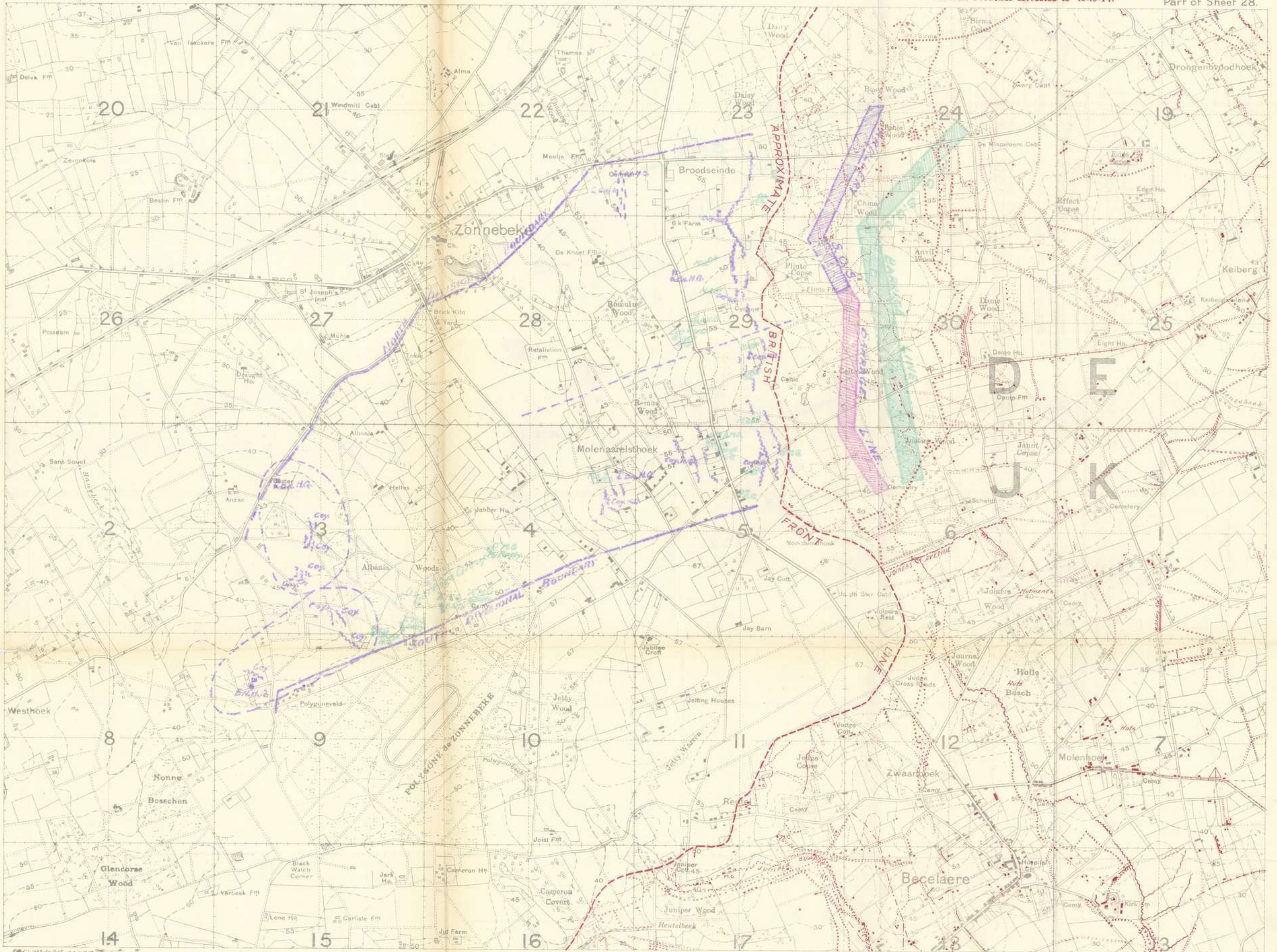
Map to accompany Section 4
(to be substituted for map issued
with original Section 4).

EDITION 1, B

BECELAERE

German Trenches corrected to 16-10-17.

Part of Sheet 28.



SECTION 5.

(To be substituted for Section 5 of 5th Australian Division Defence Scheme (Provisional) issued 12/10/17, amended to 26th October 1917.)

ARTILLERY ACTION IN DEFENCE.

1. DISTRIBUTION OF FIELD ARTILLERY.

The Field Artillery covering the Divisional front is composed of one Divisional Artillery under the tactical control of the C.R.A. 5th Australian Division with Headquarters at LILLE GATE, I.14.a.85.26. The sector is covered by the 5th Australian Divisional Artillery ("B" Group) under command of Lieut-Colonel F.P. PERHAM D.S.O., Headquarters HALFWAY HOUSE, I.17.c. 35.70.

2. CO-OPERATION WITH INFANTRY.

A liaison officer not below the rank of Captain is attached to the Infantry Brigade Headquarters in the line, and keeps both Groups and D.A.H.Q. informed of the progress of events.

This liaison Officer is in direct telephonic communication with his groups. "B" group finds a liaison Officer with each Battalion Headquarters in the line. These liaison Officers are in telephonic communication with the artillery liaison officer at Infantry Brigade Headquarters.

In addition A group finds two F.O.O's. with observing stations on the BROODSEINDE RIDGE, who watch their group front from dawn to darkness and communicate direct with their group or battery as the case may be.

3. S.O.S.

The S.O.S. for the Field Artillery runs as follows:-
D.24.a.35.15 - D.29.b.60.80 - D.30.a.00.11 - D.29.d.95.55 -
J.5.b.90.75 - J.6.a.30.30.

An overlap of 50 yards between Divisional Artilleries to the North and South has been arranged. The S.O.S. Signal is at present a parachute light - RED over GREEN over YELLOW.

As soon as the S.O.S. is received the Field Artillery opens and fires as follows:-

18 pdrs. 4 rounds per gun per minute }
4.5" Hows. 3 " " " " " " } for 10 minutes.

on S.O.S. lines, then

18 pdrs. 2 rounds per gun per minute }
4.5" Hows. 1 " " " " " " } for 5 minutes

searching and sweeping fire to be employed, then 18 pdrs. and 4.5" Hows. 1 round per gun per minute for 5 minutes on S.O.S. lines and stop.

If more firing is required, the S.O.S. Signal will be repeated by the Infantry when the Field Artillery will repeat the above programmes.

SECTION 5.

(To be substituted for Section 5 of 5th Australian Division Defence Scheme (Provisional) issued /10/17.)

ARTILLERY ACTION IN DEFENCE.

1. DISTRIBUTION OF FIELD ARTILLERY.

The Field Artillery covering the Divisional front is composed of two Divisional Artilleries less one Brigade Field Artillery under the tactical control of the C.I.A. 5th Australian Division with Headquarters at LILLE GATE, I.14.a.85.26.

The Divisional front is divided into two sectors which are covered as follows:-

The right sector is covered by the 5th Australian Divisional Artillery less one Brigade Field Artillery ("B" Group) under command of Lieut Colonel F.P. DERRIN D.S.O., Headquarters HALFWAY HOUSE, I.17.c.35.70.

The left sector is covered by the 1st Australian Divisional Artillery with one Brigade Field Artillery - the other Brigade is superimposed on the whole Divisional front ("A" Group) under command of Major B.T. DEAN D.S.O., Headquarters HALFWAY HOUSE I.17.c.35.70.

The boundary line between sectors is D.29.c.56.75.- D.30.b.80.90.

2. CO-OPERATION WITH INFANTRY.

A liaison officer not below the rank of Captain is attached to the Infantry Brigade Headquarters in the line, and keeps both groups and D.H.Q. informed of the progress of events. This liaison officer is in direct telephonic communication with both groups. Each group finds a liaison officer with the Battalion Headquarters in the line which it covers; These liaison officers are in telephonic communication with the artillery liaison officer at Infantry Brigade Headquarters. In addition, each group finds a F.O.O. with observing stations on the BROODSEINDE RIDGE, who watches his group front from dawn to darkness and communicates direct with his group or battery as the case may be.

3. S.O.S.

The S.O.S. for the Field Artillery runs as follows:-
D.24.a.35.15 - D.29.b.60.80 - D.30.a.00.11- D.29.d.95.55 -
J.5.b.90.75. - J.6.a.30.30.

An overlap of 50 yards between sectors and with Divisional Artilleries to the North and South has been arranged.

The S.O.S. Signal is at present a parachute light - RED over GREEN over YELLOW.

As soon as the S.O.S. is received the Field Artillery open and fire as follows:)

18 pdrs. 4 rounds per gun per minute	} for 10 minutes
4.5" Hows. 3 " " " " " " " " " " " "	

on S.O.S. lines, then

18 pdrs. 2 rounds per gun per minute	} for 5 minutes
4.5" Hows. 1½ " " " " " " " " " " " "	

searching and sweeping fire to be employed, then

18 pdrs. and 4.5" Hows. 1 round per gun per minute for 5 minutes on S.O.S. lines and stop.

If more firing is required, the S.O.S. Signal will be repeated by the Infantry when the Field Artillery will repeat the above programmes.

-2-

4. HEAVY ARTILLERY.

The Heavy Artillery operating on the Corps Sector is the I ANZAC H.A. which is under the command of the B.G.H.A., who is under the direction of the G.O.C., R.A., I ANZAC Corps. The C.R.A. has a direct line to the I ANZAC H.A. and also to the I ANZAC counter battery Officer. In addition, close liaison is established with the H.A. by the C.R.A. having a direct line to the 57th H.A.G. This Group is a double bombardment Group who carry out special bombardments required by the Divisional Commander, and in addition, cover the Divisional front for S.O.S. purposes.

5.

The Heavy Artillery open for S.O.S. purposes at the request of the Division or Brigade covering the sector. The fire of the Heavy Artillery for S.O.S. purposes is as follows:-

6" Howitzer, 600 yards beyond the Field Artillery S.O.S. line
8" and 9.2" Hows., 700 yards beyond the Field Artillery
S.O.S. line.

6", 8" and 9.2" Hows. all search back for a depth of 200 yards.

Rates of fire:-

1 round per gun per minute for 5 minutes, then
" " " " " " " 10 minutes, then
" " " " " " " minute whilst the situation is being

cleared up.

In case of a serious attack, the 57th H.A.G. also have a call on the Northern and Southern Double counter battery groups. The S.O.S. zones for these Double Counter Battery Groups are allotted and superimposed on the zone of the 59th H.A.G.

12" and 15" Howitzers have special points allotted to them for S.O.S. purposes.

6.

The C.R.A. has direct telephonic communication to the Divisional Artilleries on both flanks and in case of necessity these Divisional Artilleries open fire on their own fronts to assist this Division's flanks.

7.

Three O.P.'s. for Heavy Artillery are situated on the BROODSEINDE RIDGES.

SECTION 6

(To be substituted for Section 6 of 5th Australian Division Defence Scheme (Provisional) issued October 1917.)

MACHINE GUN ACTION - DEFENCE.

1. The Company in the line will be organised into two groups and distributed in the following way:-

<u>Left Sector</u>	9 guns
Front Line	7 " ✓
Group H.Q.	2 " - Both of these guns to be utilised as anti-aircraft guns during daylight hours.

<u>Right Sector</u>	5 guns
Front Line	4 "
Group H.Q.	1 "

Company Reserve 2 guns at Company H.Q.

2. The guns in the forward area are so distributed as to cover probable line of approach up the valley running into our position. The flank guns are placed to co-operate with flank guns of the Divisions on our Right and Left.
3. Left Group Headquarters. D.29.c.60.97
Right Group Headquarters. J.5.a.70.90
Company Headquarters D.28.d.60.65
4. A local reserve to replace casualties of 1 N.C.O. and 10 men will be located at each Group Headquarters.
5. 15 ammunition carriers under carrier sergeant will be located at GARTER POINT.
6. The Divisional front will be covered by machine gun S.O.S. barrage. The S.O.S. group will consist of 20 guns and will be divided into 4 batteries:- "A" and "B" of 6 guns each, "C" and "D" of 4 guns each. Battery tasks will be as follows:-
"A" Battery - D.30.c.50.20 to D.30.a.30.20.
"B" Battery - D.30.a.45.70 to D.30.a.20.85.
"C" Battery - J.6.a.50.50 to D.30.c.50.20.
"D" Battery - (enfilade barrage) D.30.a.20.85 to D.24.c.70.70.
Rate of fire 250 rounds for first ten minutes, then drop to 50 rounds per minute for ten minutes or as situation demands.
7. Headquarters S.O.S. Group. J.9.b.45.95.
8. The reserve machine gun company will remain as a mobile reserve under orders of the Divisional Commander.
9. The machine gun company of support Brigade, less section with S.O.S. group will move under orders of its own Brigade.

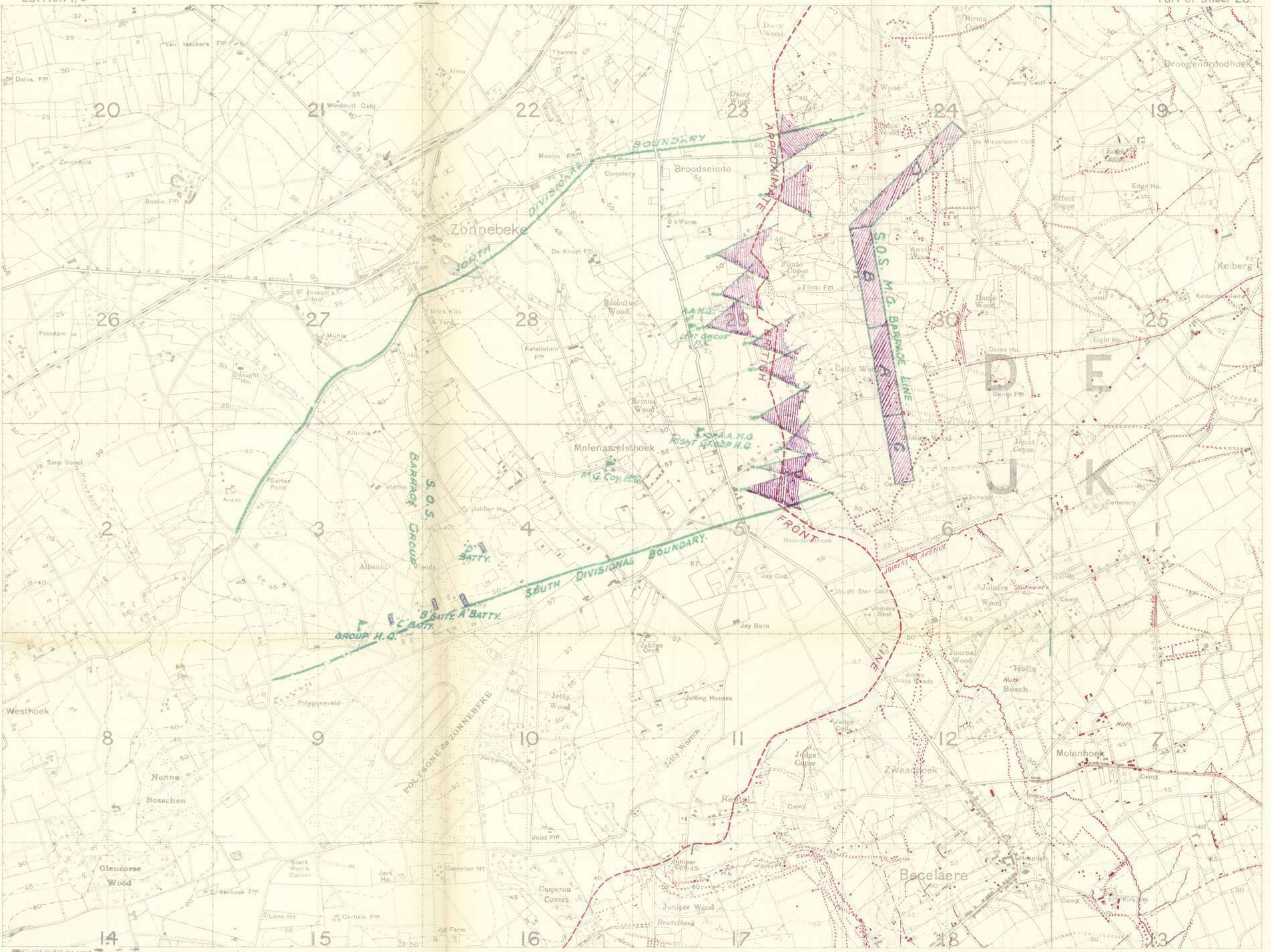
Map issued with Section 6.

EDITION 1. B

BECELAERE

German Trenches corrected to 16-10-17.

Part of Sheet 28.



Battery Positions Probably Timber or Camouflage
 Probably Concrete
 Organized Shell Pits

Yards 500 400 300 200 100 0 500 Scale 1:10,000 1000 1500 2000 Yards

SECTION 7.

PRINCIPLES OF DEFENCE.

1. The following principles will be adopted in holding the front:-
 - (a) The principle of disposition ^{in depth} will be adhered to.
 - (b) The front will be normally held by one Brigade with two battalions in the line and two battalions in Brigade reserve.
 - (c) The area will be held as thinly as is consistent with security. This will entail close and continuous observation on the part of artillery, F.O.O's., machine gun and infantry Observers and the signal Observers at cable head combined with good arrangements for flanking fire from Vickers machine guns, Lewis Guns and rifles. As a protection against surprise at night NO MAN'S LAND will be dominated by patrols.
 - (d) Troops will NOT fall back from one line to any other line, but all ground will be defended as long as possible, whether the flanks are turned or not.
 - (e) There are three kinds of attacks which may be anticipated:-
 - (i) A raid.
 - (ii) An attack on a minor scale to capture some locality accompanied by a bombardment.
 - (iii) A serious attack preceded by a heavy bombardment.
 - (f) As regards (e) (i) Vigilance, active patrolling, combined with a good system of listening posts and wire makes the failure of such attacks certain.
 - (g) As regards (e) (ii) should the enemy succeed in establishing himself in our line, he should be counter-attacked immediately from both flanks and from the support trenches where such are insufficiently close proximity under the orders of the local Commanders i.e. company, platoon or section commanders or the oldest soldier. The extent and intensity of the enemy's bombardment, if closely observed should be an indication of his objective and enable preparations for counter attack to be made before his attack is delivered. The essential is to deny him time in which to consolidate. Should the counter attack fail, the captured locality must be isolated and firmly held in a pocket until more deliberate preparations can be made. Meanwhile the artillery will prevent German reinforcements coming up in support, and the infantry must do their utmost to reconnoitre and locate the exact position held by the enemy so that our artillery may bombard the captured locality with precision; thus further counter attacks by our reserves will be executed under the most favorable conditions. Artillery fire will not be open on captured localities without the sanction of the Brigadier concerned.
 - (h) As regards (e) (iii) it is unlikely that such an attack will come as a surprise, and commanders will have time to make suitable dispositions. In any case, no good will be obtained by reinforcing the front line. Supporting troops must hold their ground and by means of fire and local attacks keep the enemy in check while sufficient reserves are available to resume the offensive in strength.

-2-

- (i) Every Commander will retain a reserve under his own hands, in a definite area, with which to deliver an immediate counter attack should the enemy succeed in penetrating outline at any point. The success of the counter attacks will depend to a large extent upon the rapidity with which they are made. Commanders must therefore consider the action to be taken and definite plans must be thought out beforehand, recorded, and the action to be taken made known to all ranks.
- (j) As soon as it is decided to employ the support brigade, the reserve brigade will be ordered to move forward from the OUDERDOM Area to replace it.
- (k) As soon as serious hostile counter attack threatens, all troops in Divisional Support and Reserve will be ordered to "STAND TO". Units will be ready to move at 20 minutes notice after the order to "STAND TO" has been received.
- (l) Constant touch and communication with brigades on flanks must be established and a definite plan for mutual protection and support and for guarding flanks if neighbouring brigades are forced back. must be carefully thought out and communicated to all ranks.
- (m) Brigades, battalions, and companies must keep each other informed of their plans to meet eventualities. G.O's.C. Brigade areas and Battalion Commanders etc. will maintain local defence schemes which must be kept up to date and handed over regularly on relief. All unit commanders will have a thorough reconnaissance made of all approaches from the support and reserve areas to the forward area.

SECTION 8.

(To be substituted for Section 8 of 5th Australian Division
Defence Scheme (Provisional) issued /10/17.)

ACTION OF DIVISIONAL SUPPORT BRIGADE.

1. The Divisional Support Brigade will consist of the Brigade quartered in GORDON and SWAN Areas.
The Headquarters of the Support Brigade is at HALFWAY HOUSE (I.17.c.3.7.).
2. In case of attack the Support Brigade will stand by ready to move on receipt of orders from Divisional Headquarters. Request for assistance from the G.O.C. Forward Brigade will be complied with immediately and action taken reported to Divisional Headquarters.
The most probable role of the Support Brigade will be an attack to recapture the portion of PASSCHENDAELE RIDGE within the Divisional boundaries.

SECTION 9.

(To be substituted for Section 9 of 5th Australian Division
Defence Scheme (Provisional) issued October 1917.)

ACTION OF DIVISIONAL RESERVE BRIGADE.

1. The Divisional Reserve Brigade will consist of the Brigade quartered in the DICKEBUSCH Area.
The Headquarters of the Divisional Reserve Brigade is at H.27.b.7.7.
2. In case of attack the Divisional Reserve Brigade will "STAND TO" ready to move to Support Brigade Area on receipt of orders from Divisional Headquarters.

SECTION 10.

POLICY OF WORK.

1. By Infantry garrisons of trenches :-
- (a) Moving the front and support lines,
 - (b) Improvement of trenches and posts and accomodation for the garrison,
 - (c) Improvement of communications,
 - (d) Provision of notice boards,
 - (e) Provision of dummy trenches.
2. Under C.R.E.:-
- (a) Infantry track
One main infantry track called the HELLES track exists. This will be improved and doubled.
 - (b) Infantry and mule track
The location of an infantry and mule track for the southern half of the area is now being surveyed.
 - (c) Tramways. A 60 centimetre tramway for push trucks exists from WESTHOEK (D.7.b.7.7.) to J.2.d.9.8. This tramway is now being extended to ZONNEBEKE under Corps orders. A branch from this line has been surveyed to serve the centre of this Divisional area up to the BROODSEINDE RIDGE. Work has already been commenced on this and the line will run as follows:-
From J.2.d.6.6.- J.3.c.2.3 - J.3.d.2.3- J.3.d.5.7 and J.4.a.2.1.
Wooden mule trucks will be provided for this line as soon as the Corps portion of the line from WESTHOEK to ANZAC RIDGE is improved sufficiently to carry the necessary traffic. It is anticipated that Corps R.E. will provide sidings on the main line.
 - (d) Accomodation. For dugout accomodation see map.
 - (e) Advanced Headquarters
 - (i) Divisional
Divisional Headquarters could be constructed at J.7.d.9.9 (WESTHOEK RIDGE) by tunnelling. It is not considered, however, that it will be necessary to move the Advanced Divisional Headquarters forward from VPRES in the near fut. This work therefore is not considered urgent.
 - (ii) Two suitable sites exist for Advanced Brigade Headquarters.
 - (a) J.3.d.3.9 - Concrete structures with a total of 7 rooms (average 7' x 12'). Additional accomodation should be provided by erecting cupolas. The site is wet and unsuitable for tunnelling. Tables and bunks should be provided.
 - (b) GARTER POINT. (J.3.a.central). Concrete structure with 3 rooms, average 10' x 12'. Additional accomodation should be provided by erecting cupolas. Site is unsuitable for tunnelling. Tables and bunks should be provided. ANZAC HOUSE (J.3.a.2.4) should be included in these Headquarters as a signal office, but is at present in left Divisional area.

-2-

(f) Tunnelling is being carried out on WESTHOEK and ANZAC RIDGES to provide accomodation for Headquarters and troops. The PASSCHENDAELE RIDGE should also be tunnelled to provide accomodation for support and reserve battalions.

233

APPENDIX "A".

ACCOMMODATION IN CAMPS IN DIVISIONAL SECTOR.

(To be substituted for Appendix "A" of 5th Australian Division Provisional Defence Scheme issued October, 1917).

Reference.	Nature of Accommodation.	At present occupied by.	CAPACITY	
			Men	Horses .
<u>SWAN AREA.</u>				
I.13.c.7.4.	Canvas	36 K.B. Sec.	90	-
I.19.c.3.9.	"	13 K.B. Sec.	98	-
H.23.d.6.7.	Dugouts and Canvas Open Horse Standings.	12 M.G. Co.) 24 M.G. Co.)	50 (Dugouts) 238 (Canvas)	58
H.23.d.5.6.	Dugouts and Canvas Open Horse Standings.	5 Div. Pack Troop	50 (Dugouts) 150 (Canvas)	160
H.23.c.9.1.	Huts. Dugouts. Horse Standings, uncovered but floored.	1 Fld.Co. A.E.	30 (Huts) 168 (Dugouts)	175
H.23.c.3.5.	Canvas Covered and uncov- ered but floored Horse Standings.	122 S.B.,R.G.A.	120	100 (covered) 120 (uncovered but floored)
H.23.c.5.0.	Dugouts. Open and covered Horse Standings.	15 Fld.Amb.	50	20 (covered) 15 upon
H.23.c.6.3.	Canvas. Uncovered Horse Standings.	S.A.A. Sec., 5 D.A.C.	70	100.
H.24.o.2.5.	Dugouts and Canvas Open Horse Standings.	8 M.G. Co.	10 (Dugouts) 145 (Canvas)	52
H.30.a.3.7.	Canvas. Open Horse Standings.	2 Pioneer Transp. 3 Field Co.	272	120
H.24.c.5.6.	Huts (27) Open Horse Standings.	14 Bde.Rear H.Q. 57 Bn. Transport of 53,54,55 & 56 Bns	800	160
I.19.b.3.6.	Dugouts.	5 A.D.A.C. H.Q. (partly).	600	
I.19.a.5.5.	Canvas. Open Horse Standings.	5 A.D.A.C.	580	859.

-2-

Reference.	Nature of Accommodation.	At present occupied by.	CAPACITY	
			Men.	Horses
I.19.a.5.1.	Canvas. Open Horse Standings.	51 Bty.	136	138
I.13.d.5.5.	"	53 Bty.	135	173
I.13.c.3.2.	"	55 Bty.	123	167
I.19.c.3.7.	Dugouts	2 Pioneers	950	
H.24.d.7.7.	Canvas Open Horse Standings.	8 Fld.Co.	52	74
H.24.c.8.9.	Canvas. Open Horse Standings	54 Bty.	142	144
H.24.b.8.1.	"	13 How.Bty.	162	150
H.24.d.0.0.	"	185 Labour Co.	333	5
H.24.d.1.7.	"	1st D.A.C.	320	356
H.24.b.5.4.	Canvas.	Vacant	200	
H.30.a.4.9.	Huts (2) Dugouts. Canvas.	59 Bn.	60 (Huts) 40 (Dugouts) 300 (Canvas)	
H.24.b.9.3.	Canvas. Open Horse Standings	49 Bty.	151	148
I.19.b.9.3.	"	50 Bty.	116	141
I.13.d.2.5.	Canvas. Uncovered but floored Horse Standings.	6 Field Co.	75	82
I.15.b.3.3.	Canvas.	32 Bn.	600	
H.29.b.5.6.	Canvas. Open Horse Standings.	8 Bde. Transp.	200	180
<u>DICKEBUSCH AREA.</u>				
H.27.b.1.8.	1 House, 1 Barn (for Horses) including 1 cookhouse.		100	40
H.27.b.6.5.	1 House, 1 Barn including room suit- able for cookhouse.		125	-
H.27.b.7.7.	1 House, 1 Barn. Officers' quarters in House.		5 Officers 400	-

233

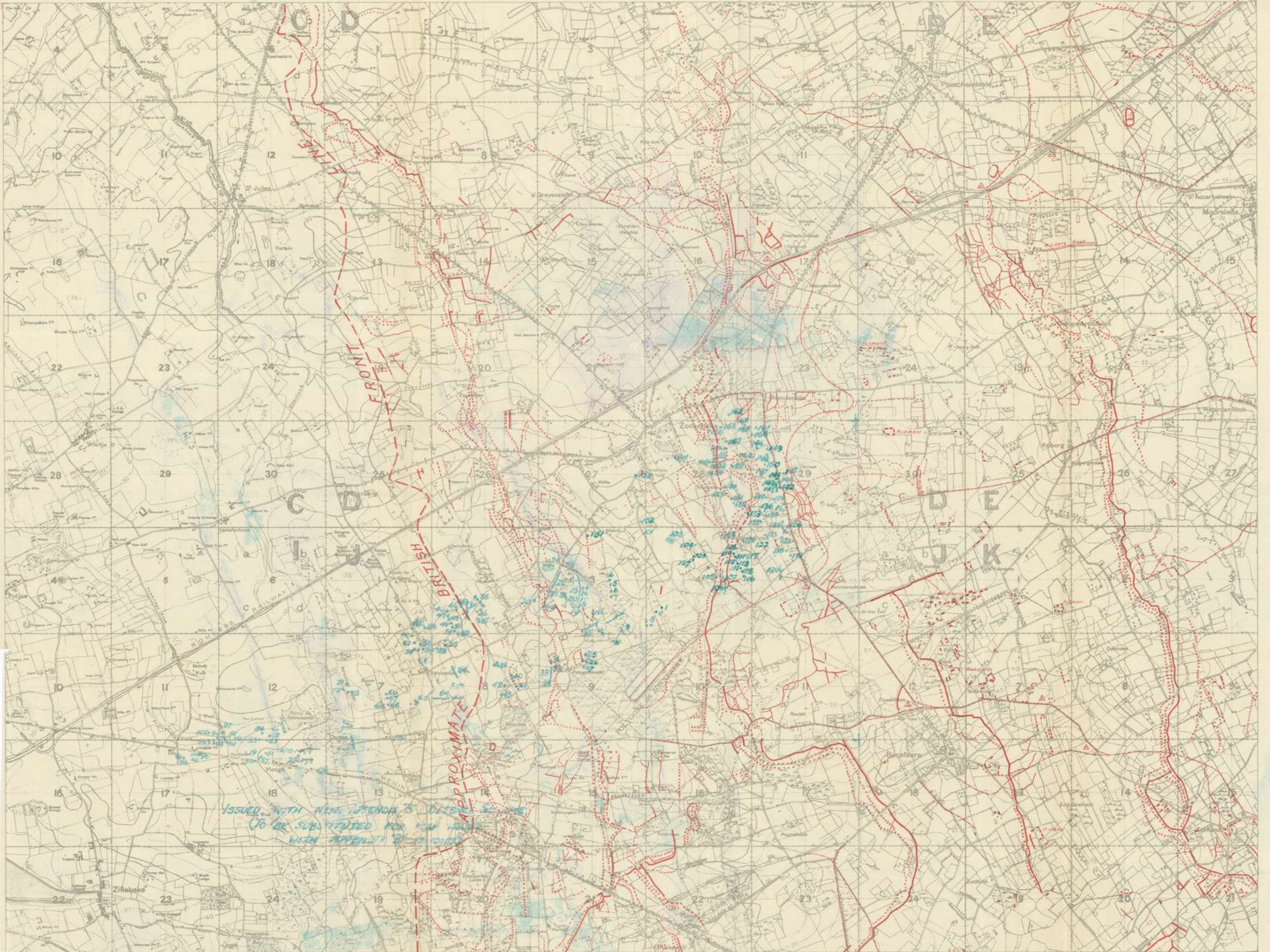
-3-

Reference.	Nature of Accommodation.	At present occupied by	CAPACITY	
			Men	Horses
H.28.a.2.0.	1 House, 2 Barns.		380	20
H.28.c.5.9.	1 House, 1 Barn.		39	
H.28.a.7.8.	1 Barn.		30	
H.28.a.7.9.	1 House, 1 Barn.		80	
H.27.a.2.3.	1 House, 2 Barns.		75	20
H.27.d.0.1.	1 Barn.		40	
H.26.d.2.2.	1 Barn.		20	
(Note: All above accommodation needs repairing).				
H.26.c.9.7.	Huts	Vacant.	1000	
(DICKEBUSH HUTS Camp).	Dugouts		80	
	Canvas		200	
	Covered Horse Standing	116 H.Bty. 1 Aust. Div. 3 Bde. M.G. Co.		300
H.33.a.5.1.	Canvas	Vacant	1000	
(New DICKEBUSCH Camp)	Open Horse Standings.			300
H.27.b.7.3.	Huts	Camp vacant.	600	
(CANAL Reserve Camp)	Covered Horse Standings	Standings occupied by 1. Aust. Div. Art. 57 H.A. Group.		60
	Open Horse Standings			400
H.26.c.4.6.	Billets.	1. Aust. Div. Art.	100	
	Covered Horse Standings			60
H.27.b.4.7.	Billets.	5. Aust. Div. Rear Hq. 14 Bde. H.Q.	625	
(WALKER Camp).	Huts.	5. Div. Train H.Q.	750	
H.26.d.2.2.	Billets	Vacant	20	
H.27.a.2.3.	Billets	Vacant	75	
H.27.b.4.8.	Huts.	Vacant		126
H.27.d.0.1.	Billets	Vacant	40	
H.28.a.7.8.	Billets	Vacant	30	
H.28.a.7.9.	Billets	Vacant	80	
H.28.a.2.0.	Billets	Vacant	190	
	Covered Horse Standings			20
	Open Horse Standings			400
H.28.c.5.9.	Billets	Vacant	14	

POLYGON WOOD

EDITION I B

German Trenches corrected to 9-9-17. Part of Sheet 28.



1064 12 9 17

Scale 1:20,000

APPENDIX 'C'

Communication on the Divisional front is being maintained by the following methods:-

- (a) Telegraph and telephone.
- (b) Visual.
- (c) Amplifier and Power Buzzer.
- (d) Wireless.
- (e) Runners and despatch riders.
- (f) Pigeons.

TELEGRAPH AND TELEPHONE. Telegraph by Fullerphones and telephone communication is by buried cable to Support Brigade Headquarters at HALFWAY HOUSE and to Line Brigade Headquarters at J.1.d.7.2 thence on to cable-head at J.3.d.3.8 which is manned as an Advanced Divisional Signal Station. A cable route is now being buried from J.3.d.3.8 via RETALIATION FARM to D.29.c.6.6. From Cable-head, fullerphones are worked over a laddered line maintained forward as far as J.4.b.9.9 which is manned as a Brigade Forward Station. To this station battalions in line are connected by metallic telephone lines.

VISUAL. A visual station is manned by the Brigade in line at J.4.b.9.9 which is in touch with battalions. Messages are transmitted to Divisional Visual Station at J.3.d.3.8 and thence to Brigade Headquarters at J.1.d.7.2.

WIRELESS. Wireless stations are situated at line brigade headquarters at J.1.d.7.2 and Support Brigade Headquarters at HALFWAY HOUSE. These stations are in touch with Corps directing station at RAMPARTS from which station messages are delivered to Divisional Headquarters.

AMPLIFIER AND POWER BUZZER. A forward station is located at J.4.b.9.9 from which messages are sent to Power Buzzer Station at Cable-head J.3.d.3.8 and thence either over buried cable or to Power Buzzer Station at line brigade headquarters. Power Buzzer and Amplifier Stations are located at the following places at which messages are accepted for transmission:-

J.3.d.3.8.
J.2.d.9.8
J.1.d.7.2

DESPATCHES. Despatches leave Divisional Headquarters by motor cyclist who delivers to first relay post at BIRR CROSS ROADS. Thence messages are conveyed by relays of runners to the Brigade Headquarters and thence by runners to front line. Relay posts are situated at following locations:-

BIRR CROSS ROADS
ID J.7.a.3.2
Bde H.Q. J.1.d.7.2
AZ J.2.d.9.8
Cable-head J.3.d.3.8
Bde Forward Stn. J.4.b.9.9

PIGEONS. Pigeons are sent forward from the Lofts daily at 6 a.m. to a Collecting Station at I.10.c.3.3. From this Station the pigeons are collected by Brigade pigeoneers and taken to Brigade Headquarters and distributed throughout the area.

233 ✓

APPENDIX "D"

LOCATION OF DUMPS, Etc.

Received at Main Divisional Dump, H.25.d.l.0, on application by wire to Corps. "K" Ammunition Park to deliver.

Main Divisional Dump, under charge of D.B.O., sends forward to Advanced Divisional Dump at WESTHOEK, either by pack or wheel, stocks according to requirements.

Staff Captains of Forward Brigades advise their requirements to Advanced Bomb Dump, who orders up by telephone from Main dump.

When pack transport is required to go beyond WESTHOEK, arrangements are made with Advanced Divisional Dump Officer for guides to be provided from Brigades requiring ammunition. It is then guided forward. If more than one mule train (80 mules) is required, the train on return reloads at WESTHOEK. WESTHOEK is kept filled by wagons.

All wheeled and pack transport for the supply of ammunition is supplied from the D.A.C. attached to the Division.

No responsibility is placed on the D.A.C. for the nature of ammunition supplied or for quantities on hand.

Division "Q" and the Divisional Bomb Officer are the responsible parties.

233 ✓

APPENDIX "E"

LOCATIONS OF ECHELONS, HEADQUARTERS, Etc.

Divisional Headquarters

"G" Branch
 Adv. "A" & "Q" Branch
 Rear "A" & "Q" Branch
 C.R.A.
 C.R.E.
 A.D.M.S.
 D.A.D.V.S.
 Claims Officer
 Liaison Officer
 D.A.D.O.S.
 Divisional Paymaster
 Sanitary Section
 Mobile Veterinary Section
 French and Belgian Missions

RAMPARTS I.14.b.1.5
 RAMPARTS I.14.b.1.5
 WALKER CAMP H.27.b.7.7
 RAMPARTS I.14.b.1.5
 RAMPARTS I.14.b.1.5
 RAMPARTS I.14.b.1.5
 WALKER CAMP H.27.b.7.7
 WALKER CAMP H.27.b.7.7
 WALKER CAMP H.27.b.7.7
 G.15.c.2.4
 WALKER CAMP H.27.b.7.7
 STEENVOORDE
 H.27.b.7.7
 WALKER CAMP H.27.b.7.7

HEADQUARTERS.

Artillery	"B" Group	I.17.c.3.7
	"A" Group	I.17.c.3.7
	5th D.A.C.	I.19.b.3.6
Infantry	Forward Brigade	J.1.d.3.2
	Support Brigade	I.17.c.7.7
	Reserve Brigade	G.30.a.7.3
Engineers	8th Field Company	I.12.a.5.2
	14th Field Company	G.24.c.5.4
	15th Field Company	I.8.c.4.3
Pioneers	5th Pioneer Bn.	H.21.b.3.9
A.A.M.C.	8th Field Amb.	L.23.a.4.3
	14th Field Amb.	H.27.c.2.8
	15th Field Amb.	I.19.c.6.6
A.A.S.C.	H.Q. Div. Train	WALKER CAMP H.27.b.7.7
	S.S.O.	WALKER CAMP H.27.b.7.7
	10th A.A.S.C.	H.32.central
	18th A.A.S.C.	L.29.central
	28th A.A.S.C.	G.32.a.9.4
	29th A.A.S.C.	G.26.a.8.5

TRANSPORT LINES.

Forward Brigade	H.29.b.3.7
Support Brigade	H.22.b.5.2
Reserve Brigade	G.30.a.7.3
Engineers : 8th Field Company	H.19.a.4.0
14th Field Company	H.23.b.1.6
15th Field Company	H.17.d.2.0
A.A.M.C. 8th Field Ambulance	L.23.a.4.3
14th Field Ambulance	H.27.c.2.8
15th Field Ambulance	I.19.c.6.6
Pioneers 5th Pioneer Battalion	H.21.b.3.9

WAGON LINES.

"B" Group	I.14.d.1.8
"A" Group	H.20.a.2.0
5th D.A.C.	I.19.a.central

233

SECRET.

Headquarters,
5th Australian Division,
15th October, 1917.

5th AUSTRALIAN DIVISION.

MEDICAL ARRANGEMENTS FOR EVACUATION OF WOUNDED AND SICK FROM
5th AUSTRALIAN DIVISION SECTOR (FRONT FROM J.5.b.6.3. to
D.29.b.2.6. APPROXIMATELY).

Map reference Sheet 28, 1/40,000.
Sheet 27, 1/40,000.

- R.A.P's. Right Forward. J.4.b.7.5.
- Left Forward. D.28.d.6.7.
- Reserve R.A.P. J.8.b.8.6. & J.8.b.2.6.
- RELAY POSTS. Right. J.4.a.
J.3.b.3.2. (Also an R.A.P.)
- Left. J.3.b.5.4. (HELLES)
- COLLECTING POSTS. J.3.c.1.8. (IDEAL POST OR CARLISLE POST)
J.2.d.1.2. (TUNNELS)
J.7.b.8.7. (WESTHOEK POST)
J.7.a.3.2. (BELLEWARDE POST)
- ADVANCED WAGGON LOADING POST. I.12.c.6.7. (SI ON'S POST).
- WAGON LOADING POST. I.17.b.3.8. (BIRR CROSS ROADS)
- ADVANCED DRESSING STN. I.9.c.6.6.
- RESERVE BEARER POST. I.7.d.2.1. (ESPLANADE DUGOUTS)
- CORPS MAIN DRESSING STN. AND GAS CENTRE. H.27.c.2.8.
- CASUALTY CLEARING STN. GROUP. REMY SIDING, L.23.a.3.4.
- 5th AUST. DIVISIONAL REST STATION. REMY SIDING, L.23.a.4.3.

SCHEME OF EVACUATION.

Cases are cleared from the battle field to R.A.P's by Regimental Stretcher Bearers; from R.A.P's by relays of Field Ambulance bearers to BIRR X ROADS; thence lying cases by Divisional Ambulance Cars to ADVANCED DRESSING STATION for lying wounded, I.9.c.6.6. and walking cases by motor bus or motor lorry to ADVANCED DRESSING STATION for walking cases I.9.c.6.6.

C.O. 15th Australian Field Ambulance will make all possible use of light railways as they become available for evacuation of cases to ADVANCED DRESSING STATION.

From ADVANCED DRESSING STATION cases are despatched by M.A.C. Cars or motor lorry to YPRES for conveyance to CASUALTY CLEARING STATION, Group at REMY SIDING by broad gauge train, or if no trains available direct to Casualty Clearing Station group at REMY SIDING.

forward.

-2-

A Field Ambulance Medical Officer is stationed at each of the following forward posts

J.4.b.7.5. D.28.d.6.7. J.2.d.1.2. J.7.a.3.2.
I.17.b.3.8.

Headquarters of 15th Australian Field Ambulance is at ADVANCED DRESSING STATION for walking wounded, I.9.c.6.6

In the event of an advance, F.A.P.'s will be established further forward by R.M.O.'s, and Field Ambulance Medical Officers will be stationed at J.4.b.9.1. and D.28.d.6.7.

C.O. 15th Australian Field Ambulance has at ADVANCED DRESSING STATION, I.9.c.6.6. a number of guides. These guides will be supplied on demand to R.M.O.'s going forward, and are to be used as a means of establishing communication between R.M.O.'s and the nearest Field Ambulance Post.

A stock of stretchers, blankets, medical and surgical requisites and medical comforts is maintained at all R.A.P.'s and Field Ambulance Posts. A large reserve stock is held at CORPS MAIN DRESSING STATION.

LOCATION OF MEDICAL UNITS.

8th Aust. Field Ambulance. Tent Division and Transport at L.23.a.4.3. REMY SIDING. Bearer Division attached 15th Aust. Field Ambulance.

14th Aust. Field Ambulance. One tent sub-division and H.Q. and transport at CORPS MAIN DRESSING STATION, H.27.c.2.9. One tent sub-division at No. 3 Canadian Casualty Clearing Station, REMY SIDING. One tent sub-division at No. 17 Casualty Clearing Station, REMY SIDING. Bearer Division attached 15th Aust. Field Ambulance.

15th Australian Field Ambulance. Tent Division and H.Q. at ADVANCED DRESSING STATION, I.9.c.6.6. Bearer Division, also Bearer Divisions of 8th & 14th Aust. Field Ambulances at ADVANCED DRESSING STATION and forward. Transport at CHATEAU HENDRIQUES, H.29.a.5.9.

W. W. Kear

COLONEL.

A.D.M.S. 5th AUSTRALIAN DIVISION.

Copies to:-

1. 8th Aust. Field Ambulance.	33. D.M.S. 2nd Army.
2. 14th " " "	34. D.D.M.S. 1 ANZAC.
3. 15th " " "	35. A.D.M.S. 1st Australian Divn.
4. Headquarters "G"	36. " 2nd " "
5/27. " "A&Q"	37. " 4th " "
28. 8th Aust. Inf. Brigade.	38. " 21st Division.
29. 14th " " "	39/41. War Diary.
30. 15th " " "	42. File.
31. C.R.E.	
32. C.R.A.	

APPENDIX "G".

SUPPLY ARRANGEMENTS.

- 1. DICKEBUSCH is the Railhead for the Division.
- 2. Supplies are drawn from Railhead by means of an improvised column consisting of second line (Train) transport and taken to Brigade Supply Dumps. From these Dumps supplies are issued to units and are taken to Quartermasters' stores, second line transport again being used.
- 3. At 11 a.m. daily, supplies (for consumption on the following day), tied up in special waterproof bags, are loaded on to pack animals and despatched to places selected by Battalions, which are as under :-

Brigade in line	H.3.d.2.9½,	Sheet 28.
Brigade in support (Two Battalions).	J.1.d.6.2,	Sheet 28.

From this point supplies are manhandled forward to front line under Battalion arrangements.

- 4. Supplies for Divisional Troops, for the Brigade in reserve and for two Battalions of the Brigade in support, are taken from Quartermasters' stores to units on wheels, (first line transport).
- 5. Water - For the forward Brigade and two Battalions of the support Brigade, petrol tins are filled with water at the Quartermasters' stores, loaded on pack mules and despatched in the same convoy as the supplies.