


**AWM4**  
**Australian Imperial Force unit war diaries,**  
**1914-18 War**

Infantry

**Item number:** 23/6/30

**Title:** 6th Infantry Brigade

February - March 1918



AWM4-23/6/30

WAR DIARY

Army Form C. 2118.

Instructions regarding War Diaries and Intelligence Summaries are contained in F. S. Regs., Part II. and the Staff Manual respectively. Title pages will be prepared in manuscript.

or  
INTELLIGENCE SUMMARY.

(Erase heading not required.)

Vol. 14. Page 1.

Place	Date	Hour	Summary of Events and Information	Remarks and references to Appendices
LOTTINGHEM. CALAIS 100,000	1 <sup>st</sup> March? 2 February		See attached map for location of various units of Bde. conference of 6 '0s of units at Bde HQ at 2/30 pm 5 motor lorries attached for transport for leave for min & Boulogne. To be used every day if wanted. Scather for	App I App II
"	2 <sup>nd</sup>			
"	3 <sup>rd</sup>	4 <sup>th</sup>	Simpers of Bde billeted in LOTTINGHEM for purpose of training under Bde Simpson 1st Lt J.F. Seaw. (24 <sup>th</sup> Bn)	if
"	4 <sup>th</sup>		24 <sup>th</sup> Bn on 4 <sup>th</sup> Army Range - An excellent range near BLEQUIN. Quite the best this Bde has ever used. Bde Signal School formed. 50 O.R.s from Bde units. Elementary work only undertaken. Billeted close to Bde HQ. and School put in charge of. 2/Lt H.R. Stafford MM. of 22 <sup>nd</sup> Bn.	if
"	5 <sup>th</sup>		24 <sup>th</sup> Bn on 4 <sup>th</sup> Army Range. Sample training being proceeded with. Plenty of physical exercises and games.	if

WAR DIARY

Army Form C. 2118.

Instructions regarding War Diaries and Intelligence Summaries are contained in F. S. Regs., Part II. and the Staff Manual respectively. Title pages will be prepared in manuscript.

or  
INTELLIGENCE SUMMARY.

(Erase heading not required.)

Vol. 14 - Page 2.

Place	Date	Hour	Summary of Events and Information	Remarks and references to Appendices
"	6 <sup>th</sup>		24 <sup>th</sup> Bn on Range doing good shooting. Co. C. goes on leave for 14 days to England. Weather fair. Col B. McKee M.C. 22 <sup>nd</sup> Bn take command.	H.
"	7 <sup>th</sup>		Weather breaks. no work outdoors possible.	H.
"	8 <sup>th</sup>		24 <sup>th</sup> Bn on 4 <sup>th</sup> Army Range. Averaged 11 rds per man per minute in rapid fire practice - Considered very good as at CAMPAGNE July/August of 1914 & 6 rds were the most the Bde averaged.	H.
"	9 <sup>th</sup>		Bde Snipers on Range BLEQUIN. Football Committee held meeting at Bde HQ. and decide to institute a perpetual Cup. which the YMCA (6 <sup>th</sup> Bde) donate the sum of £5-5-0 for.	H.

WAR DIARY

Army Form C. 2118.

Instructions regarding War Diaries and Intelligence Summaries are contained in F. S. Regs., Part II. and the Staff Manual respectively. Title pages will be prepared in manuscript.

or  
INTELLIGENCE SUMMARY.

(Erase heading not required.)

Vol. 14 - Page 3.

Place	Date	Hour	Summary of Events and Information	Remarks and references to Appendices
1	10 <sup>th</sup>		Weather Fair. Cold.	H.
1	11 <sup>th</sup>		Bde. I. O. Lt. Col. Sether M.C. Examined Sicks. 2 <sup>30</sup> Pm on BLEQUIN Smith Army Range. Shooting good. Weather. Cold. Windy. Dwnl Staff Ride	H. App IIa
1	12 <sup>th</sup>		2 <sup>30</sup> Pm on BLEQUIN Range.	H.
1	13 <sup>th</sup>		Weather bad again. No training outdoors. Lt Col. (Major Bowyer. S.S.O.) visits units of Bde. Continual Rain.	H.
1	14 <sup>th</sup>		2 <sup>30</sup> Pm on BLEQUIN Range. Training resumed, but still elementary, confined to clay order work etc. Weather Improving.	H.

WAR DIARY

or

INTELLIGENCE SUMMARY.

(Erase heading not required.)

Vol. 14 - Page 4.

Instructions regarding War Diaries and Intelligence Summaries are contained in F. S. Regs., Part II. and the Staff Manual respectively. Title pages will be prepared in manuscript.

Place	Date	Hour	Summary of Events and Information	Remarks and references to Appendices
"	15 <sup>th</sup>		<p>2<sup>nd</sup> Bn spend morning on BLEQUIN RANGE.                      Half Holiday for Football Competition. Last Round.                      2<sup>nd</sup> Bn v 24<sup>th</sup> Bn                      24<sup>th</sup> Bn won                      22<sup>nd</sup> Bn v 23<sup>rd</sup> Bn                      22<sup>nd</sup> Bn won                      Bde HQ v 6<sup>th</sup> Field Amb              6<sup>th</sup> FAmb won                      weather Cloudy with slight showers.</p>	H.
"	16 <sup>th</sup>		<p>Bde Snipers on BLEQUIN Range.                      Cold &amp; windy.</p>	H.
"	17 <sup>th</sup>		<p>Church Parades. Fine day. Lt Col Bragenov DCO (23<sup>rd</sup> Bn) returning for Paris leave takes Command of Bde</p>	H.
"	18 <sup>th</sup>		<p>Demonstration at HUDDLESTONE CAMP. 3 miles N of YPRES.                      Coordinated of Contact Patrol work with and from aeroplanes.                      5 tests were carried out none of which were considered satisfactory. Principles were. From plane to Infantry.                      Paper Xmas Steamers, Paper Balloons, Smoke Bombs, H. Gas in Hour. — from Inf to Plane. Colored &amp; white fans.                      B.M. attended.                      weather Fine &amp; windy.                      24<sup>th</sup> Bn on BLEQUIN Range</p>	H.

WAR DIARY

Army Form C. 2118.

Instructions regarding War Diaries and Intelligence Summaries are contained in F. S. Regs., Part II. and the Staff Manual respectively. Title pages will be prepared in manuscript.

or  
INTELLIGENCE SUMMARY.

(Erase heading not required.)

Vol. 14 - Page 5.

Place	Date	Hour	Summary of Events and Information	Remarks and references to Appendices
19th	19th		<p>24th Bn on BLEQUIN Range -</p> <p>GSO. 2 visits all Bde units and sees them at work ARA Platoon Competitions proceeding apace. much enthusiasm being displayed by all ranks.</p> <p>Weather fine.</p>	<p>#</p> <p>App III</p>
"	20th		<p>Col. Returns from English leave.</p> <p>Lt Oliver (24th Bn) reports on duties as Bde I.O.</p> <p>Weather windy but fine</p>	<p>#</p>
"	21st		<p>Conference at DWT HQ. of GOC of Bde BM. CRA. CRE. ADMS. DMGO. etc.</p> <p>22nd Bn on BLEQUIN RANGE.</p> <p>Bde I.O. visited Special RE Works Park at WIMEREUX (near BOULOGNE) saw some good Camouflage work</p> <p>Weather fine</p>	<p>#</p>

WAR DIARY

or

INTELLIGENCE SUMMARY.

(Erase heading not required.)

Vol. 14 - Page 6.

Instructions regarding War Diaries and Intelligence Summaries are contained in F. S. Regs., Part II. and the Staff Manual respectively. Title pages will be prepared in manuscript.

Place	Date	Hour	Summary of Events and Information	Remarks and references to Appendices
<del>24</del> "	22 <sup>nd</sup>		<p>Rifpers on Range BLEQUIN.</p> <p>23<sup>00</sup> Pm attended for demonstration at HARLETTES.</p> <p>1/2 Bde HQ " " " "</p> <p>Existed of an attack against for on trench and a gas attack against troops hold up a trench also demonstration in use of for Projector &amp; FLAMEN-WERFER</p> <p>Took place at 2pm</p> <p>Weather dull &amp; showery Not good for gas.</p> <p>Second round of Football Competition</p> <p>22<sup>nd</sup> Pm v 6th Field Amb 22<sup>nd</sup> Pm won</p> <p>24<sup>th</sup> Pm have a bye.</p>	<p>App 4.</p> <p>✓</p>
"	23 <sup>rd</sup>		<p>Conference at Bde HQ of COS &amp; Adjutant &amp; gun etc.</p> <p>Gas demonstration continues 24<sup>th</sup> Pm 1/2 16" AASC Bde Sapper</p> <p>22<sup>nd</sup> Pm on 4<sup>th</sup> Army Range BLEQUIN.</p> <p>Bde Signal School Completed course today</p>	<p>App 5.</p> <p>✓</p>

WAR DIARY

Army Form C. 2118.

Instructions regarding War Diaries and Intelligence Summaries are contained in F. S. Regs., Part II. and the Staff Manual respectively. Title pages will be prepared in manuscript.

or  
INTELLIGENCE SUMMARY.

(Erase heading not required.)

Vol. 14 - Page 7.

Place	Date	Hour	Summary of Events and Information	Remarks and references to Appendices
"	23 <sup>rd</sup>		Meeting of Divul Committee to discuss Belle & Dowl Trub for ARA Competition Weather, Dull.	H
"	24 <sup>th</sup>		Receipt of moves for Rest Area to forward area received for DOW <del>name by name</del> Weather Dull.	App 6. H.
"	25 <sup>th</sup>		Br Intelligence officer visit Special RE Work Park at WIMEREUX (near BOULOGNE) to see latest developments in Camouflage etc. Belle Simpson on Range. At 5.00 PM see them at works. They held a plate competition at 300 yd. Br Simpson forming teams 24 <sup>th</sup> Br team won 100 fms presented to them for Brs. Recommence Army Training Ground (NW of main BOULOGNE LUMBRES Road) E of HARLETTES with view to Belle Technical Exercises Weather Raining.	A



WAR DIARY

Army Form C. 2118.

or  
INTELLIGENCE SUMMARY.

(Erase heading not required.)

Vol. 14 - Page 8.

Instructions regarding War Diaries and Intelligence Summaries are contained in F. S. Regs., Part II. and the Staff Manual respectively. Title pages will be prepared in manuscript.

Place	Date	Hour	Summary of Events and Information	Remarks and references to Appendices
11	26 <sup>th</sup>		<p>21<sup>st</sup> Pm on Es. Demonstration ground.                  22<sup>nd</sup> Pm on BLEQUIN Range. (1 hour)                  Weather Fine.                  Bde tactical scheme prepared.</p>	<p>H.                  App 6<sup>a</sup>.</p>
10	27 <sup>th</sup>		<p>Final for ARA Bde competitions held. 22<sup>nd</sup> Pm                  winning. A very good turn out. Shortage excellent.                  Held on BLEQUIN Range at 2 pm                  Dwd Final to be held same place on Friday 28<sup>th</sup> March                  Final for Bde Football competition Cup. 22<sup>nd</sup> Pm                  24<sup>th</sup> Pm. 24<sup>th</sup> Pm winning. Weather Fine.</p>	<p>H.</p>
11	28 <sup>th</sup>		<p>House show held. Simple but most successful day.                  Fine day.                  The training of the Bde has been worked along.</p>	<p>App 7.                  H.</p>

WAR DIARY

Army Form C. 2118.

Instructions regarding War Diaries and Intelligence Summaries are contained in F. S. Regs., Part II. and the Staff Manual respectively. Title pages will be prepared in manuscript.

or  
INTELLIGENCE SUMMARY.

(Erase heading not required.)

Vol. 14 - Page 9.

Place	Date	Hour	Summary of Events and Information	Remarks and references to Appendices
A	28 <sup>th</sup>		<p>progressive line. And this week is being devoted to Platoon, Company, + Battalion tactical exercises attention being paid to the defensive part. The counter attack and development of the offensive for defensive. Much percussive musketry has been done during the month over 145,000 rounds being used. How units not using BLEQUIN Range constructing Ranges of their own.</p> <p>The moral of the troops is excellent.</p> <p>Training syllabi of Pde units for month. + Bde Surveys.</p> <p style="text-align: right;"> <u>W. Brazenor Lt. Col.</u>              Command (Temp) 6<sup>th</sup> Aust Inf Bde.           </p>	<p style="text-align: right;">App 8.</p>

# WAR DIARY

OF

*6<sup>th</sup> Aust. Inf. Bde. Hdqrs.*

FOR

FEBRUARY 1918

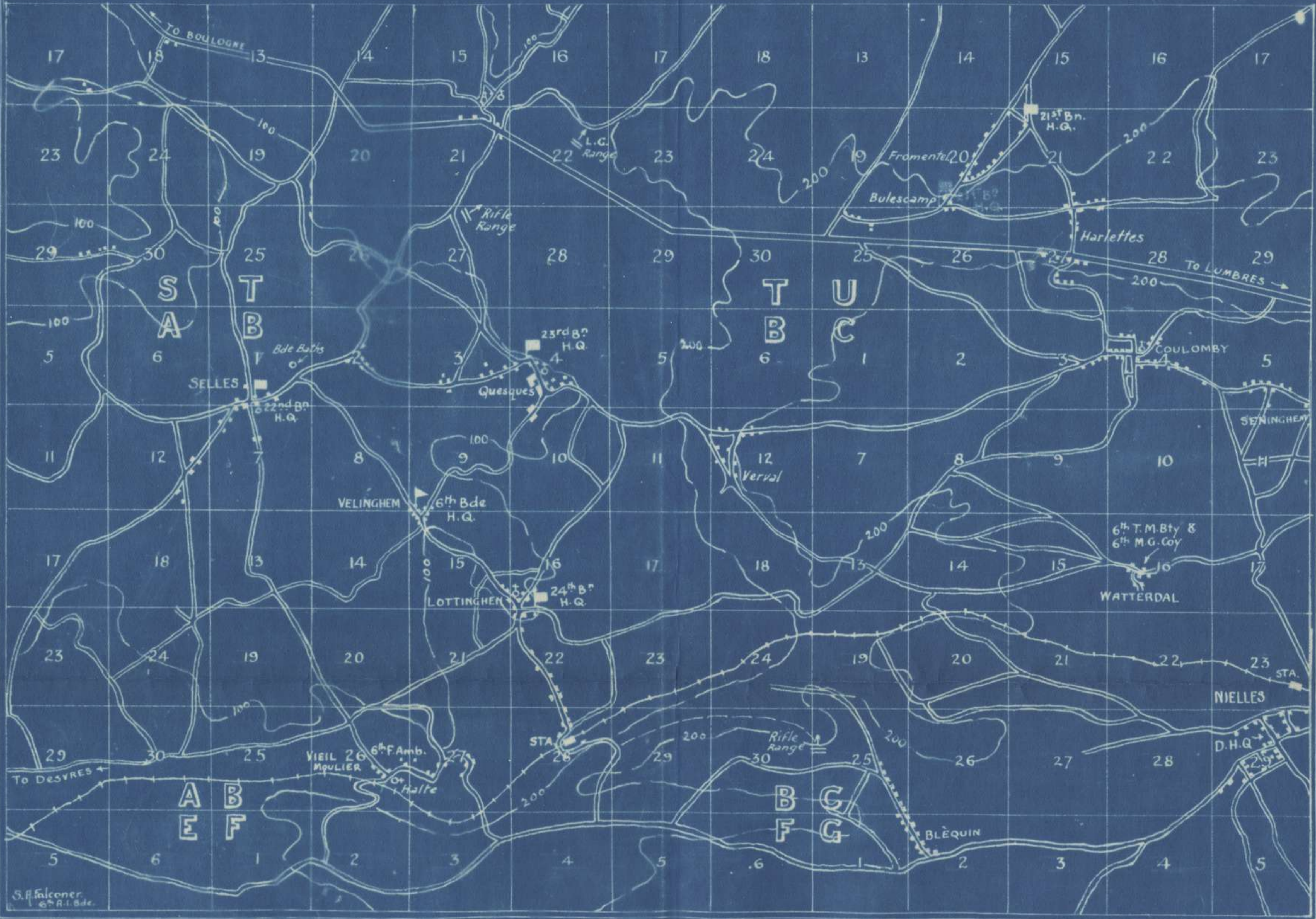
## LIST OF APPENDICES.

No.	Subject.
<u>I.</u>	Location Map.
<u>II.</u>	Memo. re conference.
<u>IIa.</u>	Divul. Staff Ride. (Tactical Scheme).
<u>III.</u>	A. R. A. Platoon Competitions.
<u>IV.</u>	Conference at Bde H.Q.
<u>V.</u>	Results of Bde. Sig. School Tests.
<u>VI.</u>	Forecast of reliefs.
<u>VIa.</u>	Tactical Scheme.
<u>VII.</u>	Horse Show.
<u>VIII.</u>	Training Programs.

# 6<sup>th</sup> Brigade Area.

Scale  $\frac{1}{40000}$

4/2/1918.



S. J. Falconer  
6th Bde.

*App. I*

APPENDIX /

APPENDIX /

11

90

12

6th AUSTRALIAN INFANTRY BRIGADE

APPENDIX 2

App. II

Brigade Headquarters  
2nd Feb., 1918.

C.O.,

Conference at Bde. H.Q's. of C.O's of Units on 1. 2. 18

Subject:- TRAINING

The following points were discussed.-

1. Length of Parade hours per day. 4 hours per day for 1st week increasing to 5 hours per day for following weeks.
2. Reorganisation, refitting, bathing, haircutting and light recreational training for the first few days.
3. Specialist training to be proceeded with at once.
4. A Bde. Signal School to be organised and start at VELLINGHAM on Monday 4th February. 10 Coy. Sigs. from each Bn., 3 from M.G. Coy. & 1 from 6th L.T.M. Bty. to attend.
5. Organization of Scouts in Bns. to be 1 Off., 1 N.C.O. & 14 C.R's to be attached to H.Q's.
6. A Bde. General School of Instruction was rejected as it was unanimously decided that the Bn. or unit itself was the best school.
7. Musketry is to be gone into very thoroughly, rapid aimed fire being given particular attention.  
A record to be kept in Units of number of aimed rounds each man can fire  
4th Army Range to be obtained if possible and used in turn by Units.  
The Army Rifle Association Platoon Competitions to be taken up at once.
8. Raiding Platoons to be trained - 1 platoon in each Coy. was favoured.
9. Anti-Gas drill to receive necessary attention. Demonstrations are being arranged by Divnl. & Brigade Gas Officers.
10. Demonstrations & Lectures by Engineer Officers on Trench construction and wiring.
11. Lectures to Officers & N.C.O's.
12. Bullet & Bayonet training under Army Gynastic Staff Instructor.
13. Revolver practice for Officers, Vickers Gunners & Nos. 1 & 2 of Lewis Gunners.
14. Detailed Training programmes to be submitted in duplicate by C.O's of Units forthwith.
15. COMMUNICATIONS.- Special attention to be paid to alternative means  
i.e.- Lucas Lamps, Power Buzzer, Amplifier & Pigeons.

Captain,  
A/Brigade Major 6th Inf. Bde. A.I.F.

Copies to.-  
All Units.

APPENDIX 2

SECOND AUSTRALIAN DIVISION

\*\*\*\*\*

App. IIa

AUSTRALIAN INFANTRY BRIGADE

No. 24

Date

G. 28/553.

Headquarters,  
8th February, 1918.

TACTICAL SCHEME.

Three Officers from each Infantry Brigade, also Machine Gun Officers as detailed by D.M.G.O., will meet G.S.O.I. at the GROSS ROADS, North of Les Grands Bois, one mile West of WATTERDAL, North of railway, at 9.30 a.m. on Monday, 11th February, 1918,  
All references to Map 1/20,000.

GENERAL IDEA.

The British line of defence and observation facing East runs N. and S. through NIELLES LEZ BLEQUIN - SENINGHEM - WEST BECOURT - THE SEA.

The enemy is taking the offensive, and after making feints at other points, has attacked the main ridge between NIELLES and SENINGHEM.

90  
SPECIAL IDEA.

APPENDIX 2A 14

G.26/553.

SECOND AUSTRALIAN DIVISION ORDER No. 001.

SECRET

Copy No. .... 7

\*\*\*\*\*

Ref. Maps - 1/20,000.  
-----

Headquarters,  
10th February, 1918.

1. The British line on Sunday, 10th February, 1918, is shown in Green. Enemy trenches, or lines of shell hole defences, in Red.

2. The 2nd Australian Division will on February 11th attack the enemy's position within the limits shown on the attached map. The 1st Australian Division will attack on the Right; the 3rd Australian Division on the Left. The 5th Australian Division is in Corps Reserve.

Zero hour will be 7 a.m.

3. The attack will be made by the 5th Aust. Inf. Brigade on Right and 6th Aust. Inf. Brigade on Left.

The 7th Aust. Inf. Brigade will be in Divisional Reserve echelon<sup>W</sup>. of and with leading Battalion at LOTTINGHEN.

Each Brigade consists of 3 Battalions only.

4. Objectives are shown in yellow on the map.

5. Jumping off lines will be marked by tape under arrangements to be made by C.R.E. during the night of 10th/11th February.

The front line of troops will be formed up on this line, and will advance from it at Zero hour.

7. Divisional Reserve. The 7th Aust. Inf. Bde., as soon as the 5th and 6th Aust. Inf. Bdes. have moved forward, will occupy the front line trenches vacated by them.

The H.Qs. of the 5th and 7th Aust. Inf. Bdes. should be in close proximity until it is necessary for 5th Bde. H.Q. to move forward.

7. Artillery. Barrages will be as in attached Artillery Order.

8. M. Guhs. Barrages as per attached D.M.G. Order.

9. Engineers. Immediately the first objective is captured, communication trenches will be opened up across the high ground.

Strong Points. Two strong points to hold one platoon each will be constructed in each Brigade objective area. Details will follow.

10. Administrative and Medical arrangements are given in the attached appendices.

11. D.H.Q. will be established at LOTTINGHEN Railway Station.

12. ACKNOWLEDGE.

Issued at 6 a.m.

DISTRIBUTION.

1. C.R.E.

2. 2nd Aust. Div. Sig. Coy.

3. 5th Aust. Inf. Bde.

4. 6th do.

5. 7th do.

6. 22nd Aust. M. G. Coy.

7. 2nd Aust. Div. Train.

8. A.D.M.S.

9. AUST. Corps.

10. Div. Bomb Officer.

11. D.M.G.O.

12/13. File.

14/16. War Diary.

*J. M. Law*  
Major,  
General Staff,  
Second Australian Division.

\*\*\*\*\*



90 6th AUSTRALIAN INFANTRY BRIGADE.

SECOND AUSTRALIAN DIVISION.

APPENDIX 2A15

Copy No.....

\*\*\*\*\*

G.26/553.

MACHINE GUN INSTRUCTIONS No. 001.

Ref. Maps. 1/20,000

Headquarters,  
10th February, 1918.

Referring to Divisional Order No. 001. -

1. The Machine guns of the Division will be allotted as under:-

(a) Forward Guns: for close support of attacking Brigades, and consolidation in depth under direct orders of Brigades:-

5th A.I.Bde. - Nos. 1 & 2 Secs. - 5th A. M. G. Coy.  
6th do. - do. - 6th do.  
7th do. - do. - 7th do.

(b) Rear Guns: for Barrage work under Divisional Control:-

Right Group.- "A" Bty. Nos. 1 & 2 Secs. - 22nd A.M.G.Coy.  
                  "B" Bty. Nos. 3 & 4 Secs. - 22nd do.  
Left Group. - "C" Bty. Nos. 3 & 4 Secs. - 5th A.M.G.Coy.  
                  "D" Bty. Nos. 3 & 4 Secs. - 7th do.  
Reserve. - - Nos. 3 & 4 Secs. - 6th A.M.G.Coy.

2. Group Commanders:

Right Group - Capt. A. McLENNAN, 22nd Aust. M. G. Coy.  
Left Group - Capt. F. MOULSDALE, 7th Aust. M. G. Coy.

Officers to command Sections and Sub-sections of Forward guns, Batteries and Sections of Rear guns and Reserve will be detailed by respective Company Commanders concerned.

3. TASKS. The tasks of Rear guns will be -

- (a) Provide a creeping barrage across the front of their respective brigades, synchronised with Artillery creeping barrage, and at a minimum distance of 400 yards in advance of the latter. Plan "A" showing lines to be barraged issued to M. G. Companies concerned.
- (b) Provide protective barrage to cover consolidation of 1st and 3rd objectives.
- (c) Provide S.O.S. barrage for final objective.  
Fire Organisation Orders (Appendix "B") giving detailed tasks and times for respective groups will be issued to M.G. Companies concerned.

4. Communication: Group Commanders will establish Telephone communication between their respective batteries and Group H.Qrs. in addition to usual system of runners.

- 5. Group H.Q. Will be established at respective Brigade H.Q.
- 6. Reports - To D.M.G.O. at Div. H.Qrs.
- 7. ACKNOWLEDGE.

*J. ...* Major,  
General Staff,  
Second Australian Division.

DISTRIBUTION.

- |  |                      |                     |
|--|----------------------|---------------------|
| * 1. C.R.E.  | * 6. 22nd A.M.G.Coy. | 12. 5th A.M.G.Coy.  |
| * 2. 2nd A.D.Sigs.                                   | * 7. 2nd A.D.Train.  | 13. 6th A.M.G.Coy.  |
| * 3. 5th A.I.Bde.                                    | * 8. A.D.M.S.        | 14. 7th A.M.G.Coy.  |
| * 4. 6th A.I.Bde.                                    | * 9. AUST. Corps.    | 15. 22nd A.M.G.Coy. |
| * 5. 7th A.I.Bde.                                    | * 10. D.B.O.         | 16/17. File.        |
|  | 11. D.M.G.O.         | 18/20. War Diary.   |
| * <u>Plan "A" and App. "B"</u><br><u>not issued.</u> |                      |                     |

90

APPENDIX  
2A

HEADQUARTERS,  
2100,  
AUSTRALIAN DIVISION.  
(GENERAL STAFF.)  
526/553

16

SECRET

Copy No

(ARTILLERY INSTRUCTIONS FOR TACTICAL SCHEME FOR FEB. 11th, 1918)

SECOND AUSTRALIAN DIVISIONAL ARTILLERY ORDER No 2.1.  
-----000-----

Headquarters,  
9th February, 1918.

Refs. Barrage Diagram "X", 1/20,000,  
1/20,000 Map (Vicinity of NIELLES-  
LEZ-BLEQUIN).

1. The British line of defence and observation facing East runs N. & S. through NIELLES-LEZ-BLEQUIN - SENINGHEM - WESTBECOURT - THE SEA. The enemy is taking the offensive, and, after making feints at other points, has attacked the main ridge between NIELLES and SENINGHEM.  
Our own front line and enemy trenches are shown on Barrage Map "X"
2. (a) The 2nd Aust. Div. supported by the 4th and 5th A.F.A. Bdes. will attack in co-operation with the 1st Aust. Div. on the Right and 3rd Aust. Div. on the Left.  
5th A.I. Bde. will be on the Right,  
6th A.I. Bde. " " " " Left,  
7th A.I. Bde. " " in Divisional Reserve.  
(b) The day of attack will be Feby. 11th and Zero hour 7 am.
3. (a) 4th and 5th A.F.A. Bdes. will co-operate in accordance with the Barrage Map "X" which shows Inf. Bdes. and Arty. Bde's zones and various objectives (1st, 2nd, 3rd & 4th) for the attack.  
(b) The usual overlap will be allowed.  
(c) During the advance, 18-pdrs. will, as they reach each successive protective barrage line, fire one round of smoke shell to mark their arrival.  
(d) In all protective barrages, 50% of guns will search back by hundreds of yards, to a distance of 1000 yards, returning in one bound to the protective line.  
(e) Fire ceases, unless required further, at Zero plus 300 mins.  
(f) 4.5" How. barrage will be superimposed on respective Arty. Bde. fronts, keeping 100 yds. ahead of the 18-pdr. barrage.
4. (a) It will be necessary during the operation for all batteries to change position. This will be carried out in accordance with the following table:-

Serial	Bde.	Move to Start at	To be completed by.	From positions	To positions in	Route
1	2/18 Pdr Btys. 4th Bde.	Zero plus 90'	Zero plus 214'	Near X Rds 800 yds. N. of "G" in LES GDS BOIS	WATTERDAL Valley West of Village.	Road Jn. 500yds N. of "B" in LES GDS BOIS - WATTERDAL.

P.T.O.

(2)

2nd AUST. DIV. ARTY. ORDER No Z.1 (Contd)

4.(a)

Serial	Bde.	Move to start at	To be completed by	From positions	To positions in.	Route.
2	2/18 Pdr Btys 5th Bde	Zero plus 90'	Zero plus 214'	Just West of first "B" in BOIS de LAMBASSA.	WATTERDAL Valley, West of village	T Rds. at first "B" in BOIS DE LAMBASSA - WATTERDAL.
3	Remaining Btys 4th Bde.	Zero plus 220'	Zero plus 330'	As for Serial 1.	WATTERDAL Valley abt. 500yds N. of L in WATTERDAL.	As for Serial 1.
4.	Remaining Btys 5th Bde.	do.	do.	As for Serial 2.	do	As for Serial 2.

- (b) Btys. in each Bde. to move in succession - the second Battery in each case not moving until the first is again in action.
- (c) While batteries are moving, the same volume of fire must be maintained on Brigade frontages.
- (d) Time for the commencement of moves depends on the successful capture of 2nd and 4th objectives; moves will therefore not commence until ordered by this H.Q.

5.(a) Liaison Officers (Senior Majors) will be detailed to report as under by noon, Feb. 10th:-

4th A.F.A. Bde. to H.Q., 5th A.I. Bde.,

5th A.F.A. Bde. to H.Q., 6th A.I. Bde.

6th A.F.A. Bde. will also detail a Major to report to H.Q., 7th A.I. Bde.

- (b) Each Bde. will detail one P.O.C. with the usual party and equipment to go forward with Battn. H.Q. They will connect up with allotted pairs, 2 and 4 respectively, at cable head. P.O.C's should also be in touch as far as possible with the Power Buzzer.

6.(a) Rates of fire are as follows:-

	18-pdra	4.5" Howa.
During advance,	2 rds	1 rd. p.g.p.m.
During time inf. are halted,	1 "	1 " " "
During first 4 mins.	4 "	1 " " "
For first 4 mins. before advancing after each pause)	4 "	1 " " "

7. Watches will be synchronised daily till the day of attack at 9 am and 9 pm.

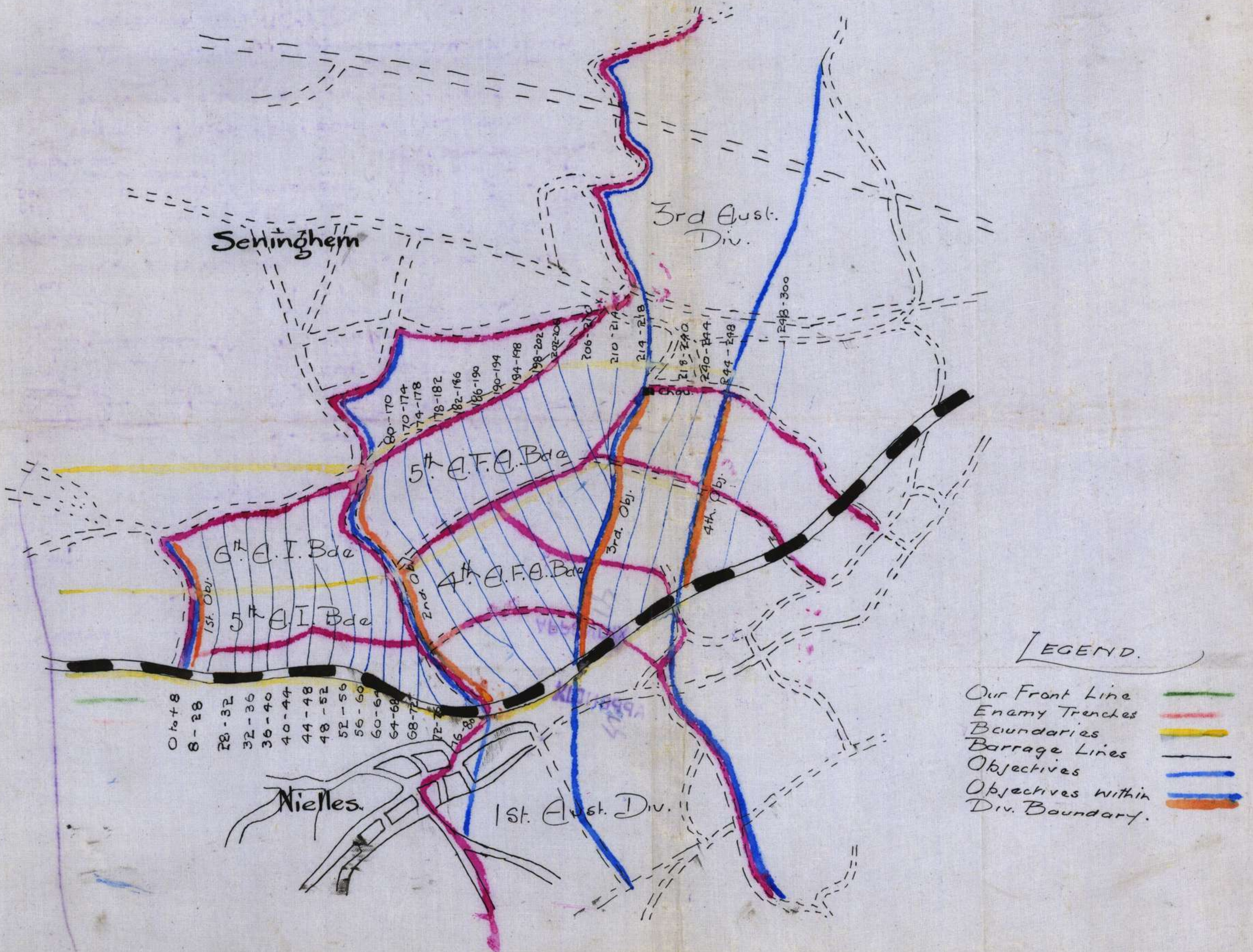
8. ACKNOWLEDGE.

*C. A. Colwell*  
 Colonel  
 Brigade-Major  
 2nd Aust. Div. Artillery

DISTRIBUTION

15 copies to 2nd AUST. DIV.  
 "G" only.

# Barrage Map X



*W. Diary* *571*

6th AUSTRALIAN INFANTRY BRIGADE  
=====

*App. III*

Brigade Headquarters  
24th Feb., 1918.

A.R.A. PLATOON COMPETITIONS.

The Brigade final for the above competitions will be held at 8 p.m. on Wednesday 27th Feb. on 4th Army Range at BLEQUIN.

Platoons will be on the ground at 1.45 p.m. sharp.

The following Officers will superintend and judge.

Timekeeper.	....	....	Capt. BAZELEY, M.C. 2nd Div.
Count hits on target.	....	....	Lieut. NEAL. Div. M.O.
Deduct Points & generally superintend.	....	....	Capt. F. SALE M.C. 6th Bde.
Style etc.	....	....	P.T. & B. Staff Officer " " " " N.C.O.
Scorer.	....	....	Lieut. R.K. BAZLEY M.C.

The Divisional final will be held at 10.30 a.m. on Friday 1st March.

Platoons will be on the ground at 10.15 a.m. sharp.

The following Officers will superintend and judge.

Timekeeper	...	...	Capt. BAZELEY, M.C. 2nd Divn.
Count hits on targets.	...	...	Lieut. NEAL, Divnl. M.O.
Deduct Points & generally superintend.	...	...	G.S.O.II Divn. or Capt. CRAWSHAY.
Style etc.	...	...	P.T. & B. Staff Officer " " " " N.C.O.
Scorer	...	...	Capt. McCOLL, 2nd Div. H.Q.

*The above is the*  
Captain,  
A/Brigade Major 6th Inf. Bde. A.I.F.

Copies to.-  
21st Bn.  
22nd "  
23rd "  
24th "  
Bn. M. Officer.

ON  
 AUSTRALIAN  
 INFANTRY BRIGADE  
 1157  
 10a 7/1

*Training*

APPENDIX 3  
G.28/60.

SECOND AUSTRALIAN DIVISION.

ON  
 AUSTRALIAN  
 INFANTRY BRIGADE

Headquarters,  
6th. January, 1918.

- 5th. Aust. Inf. Bde.
- 6th. Do
- 7th. Do
- 2nd. Aust. Pioneer Bn.
- D.M.O.
- A.Q.

ARMY RIFLE ASSOCIATION - PLATOON COMPETITIONS.

Attention is drawn to the printed pamphlet O.B./1618/D. on this subject.

In order to comply with this pamphlet namely, that the competition must have taken place within the Divisions by the 1st. May, 1918, it is desirable that necessary arrangements be made without delay within the Division and programmes for practices and competitions be prepared and put in hand at once.

*Bellegon*

For the purposes of organisation a Divisional Committee will be formed consisting of a representative from Division, the D.M.O., and one from each Brigade, and it is considered advisable that Brigades will then form a sub-committee within themselves. The first committee meeting will be held on January 9th. at 2 p.m. at D.H.Q.

Naturally every unit will strive to produce the winning team but to get the greatest benefit from the competitions it must be born in mind that the principal object to be achieved is the general improvement of platoons right throughout the Division.

*W.A. [Signature]*

*hoc  
 Memo embodied  
 results of meeting  
 being typed for [unclear]  
 [Signature]*

*[Signature]*  
 Lieut. Colonel,  
 General Staff,  
 2nd. Aust. Div.

*TRAINING*  
 6th AUSTRALIAN INFANTRY BRIGADE

APPENDIX 3

Brigade Headquarters  
 12th Decr., 1917.

439

O.O.,

The attached (1 copy per platoon) is forwarded to you for your information.

In all probability Div. Musketry competitions will be held as well as something on these lines. Please regulate your Musketry practices to be able to compete in such competitions.

*Stan Savage*  
 Captain,  
 A/Brigade Major 6th Inf. Bde. A.I.F.

Copies to.-  
 All Bns.

Tumbricane, IPSWICH,  
 17th Nov., 1917.

To:-

Brig.-General H.C. LOWTHER, C.B., C.M.G., C.V.O., D.S.O.  
 General Staff, General Headquarters, Home Forces,  
 Horse Guards, LONDON. S.W.1.

Ref. No. G.H.Q., H.F., C.R., 15714 (T.B.) of 8th Oct., 1917

Sir,

1. In reply to your above quoted letter, I have to inform you, for the information of the Field Marshal Commanding-in-Chief, Home Forces, that at a meeting of the Committee of the Army Rifle Association held at the Horse Guards on the 26th Oct., 1917, the following resolution was passed unanimously, viz:-

"That a grant of £2,000 be made from the funds of the Army Rifle Association to the British Armies in France, to encourage rifle shooting by the award of prizes at competitions to be held there. The conditions of these to be determined in France, but the A.R.A. are desirous that these should be reviewed there by a Committee, of which two representatives of the A.R.A. Committee serving in France should be members, so that the object of the Association, as set out below, may be ensured. The A.R.A. further suggest that the competitions for which prizes are awarded out of the above grant should be known as "Army Rifle Association Competitions"

The object of the Association is:-  
 To promote interest in Rifle Shooting for Service purposes by means of individual and collective competitions, framed as far as possible to induce practice in methods which will lead to increased efficiency on the battlefield."

2. With regard to the composition of the reviewing committee in France suggested above, the last issued book of the A.R.A. Rules and Programme is enclosed herewith, on pages 8 and 9 of which will be found a list of the Committee with a mark against the names of those who it is thought are serving in France.

3. In voting this grant, the A.R.A. Committee desire to express so far as in them lies, their hearty agreement with the objects the Commander-in-Chief of the British Armies in France has in view, and they are of opinion that the monies which have accumulated during the war, by the annual subscriptions of Officers and Units, could not be devoted to a better purpose. They would also mention that it was with regret that they learnt that a similar offer made by the Association in the spring of 1916 was considered by the Military Authorities in France impracticable under the conditions then prevailing there.

4. As the sum now voted exhausts the balance at the disposal of the Committee, they venture to suggest the possibility of augmenting the amount devoted to prizes in France by grants from Canteen Funds there, as these have been largely contributed by the troops forming some 90 per cent of the Armies in France, who have never subscribed to the Army Rifle Association.

5. Adverting to what is stated in paragraph 2 of your letter quoted above, I am instructed to point out that a considerable proportion of the Officers of the Regular Army did not in the past subscribe to the Association, and that of those who subscribed in pre-war days, an appreciable number have since ceased to do so. Also, that though no matches are being fired during the war, there are certain annual expenses which have to be incurred, incidental to the safeguarding of the interests and property of the Association, &c.

6. The Committee express the hope that this letter may be forwarded to the Commander-in-Chief of the British Armies in France with a view to its circulation to the various Army Commands there, if no objection exists to such a step being taken.

(Signed) Jasper G. Mayne, Captain,  
 Secretary, Army Rifle Association.



23  
Appx 3

COPY

1. The Army Rifle Association has very kindly offered to present a grant of £2,000 from the funds of the Association for the award of prizes to the British Armies in France to be competed for under conditions laid down by the Field Marshal Commanding-in-Chief.

A copy of a letter from the Secretary of the Army Rifle Association to G.A.Q., Home Forces offering this grant is attached for your perusal.

2. This offer has been gratefully accepted and the Field Marshal Commanding-in-Chief has decided that prizes shall take the form of medals to be awarded on the following lines:-

(a) A silver Army Rifle Association medal to each of the members of the Platoon team in a Division making the highest score in the approved competition.

(b) A bronze medal to each of the members of the Platoon team in a Brigade making the highest score in the approved competition.

3. With regard to the conditions under which these competitions should be held, the conditions of a suggested suitable competition are forwarded to Armies for consideration, trial and remarks by the 5th December. A Committee will then meet and decide finally upon details of the competition, exact allotment of prizes, etc. In framing this competition it is considered that the conditions of any competition decided upon should include the principles enumerated below:-

(a) Object. To increase efficiency in the use of the rifle (including the Lewis Gun) on the battlefield.  
Note. The term "the use of the rifle" includes the use of the bullet and bayonet in combination.

(b) Fire and movement should be introduced as far as this is practicable in a competition.

(c) Increase in the volume of fire in the Platoon should be aimed at.

(d) Fire control, control during movement, control during assault by junior leaders should be emphasised.

(e) The competition should be simple, interesting, fool-proof, practicable.

(f) The conditions should be such that practice for the competition can take place in any area to which a Division may be sent for training and should aim at the inclusion of as many men as possible in Battalions or Regiments.

(Signed) C. Bonham Carter, Brig.-Genl.  
for Lieutenant-General

Adv. General Headquarters  
28th November, 1917.

(Signed) J. G. S.  
Secretary, Army Rifle Association.

INTER-PLATOON RIFLE COMPETITION WITHIN DIVISIONS  
FOR PRIZES PRESENTED BY THE ARMY RIFLE ASSOCIATION

Composition of Team

1 Platoon Commander Officer or Platoon Sergeant.  
(who will not fire.)

4 Section Commanders. Not below the rank of Corporal  
(who will not fire.)

24 Privates. Viz:- 3 Rifleman Sections of 6  
1 Lewis Gun Section of 6  
L/Corporals to count as Privates.

Total. All Ranks. 29 22 Firers and Bayonet men.  
2 Lewis Gun Firers.  
5 Leaders.

Dress. Fighting Order (as laid down by Divisional Commanders.)

No. of Rounds. 20 per Firer, (total 440). Except Nos. 1 & 2 of the  
Lewis Gun.

NOTE.- No. 1 will carry the gun and 1 magazine.  
" 2 " " 2 magazines.

Target.- A screen 8 ft. long by 1½ ft. high, to be coloured brown  
or green or some natural colour.

Ranges.- 2 ranges between say 350 yards and 200 yards.

Arrangements and Method of Conducting.

The platoon will fire at (say) 300 yards and 200 yards.

There will be 3 lines of sacks or sandbags, viz, (1 per rifle-  
man in each line) with a circular cardboard disc 4" in diameter on each  
sack.

Sacks will be placed on the ground as follows:-

1st Line:- About 15 yards in rear of the 300 yards firing point.

2nd Line:- About midway between the two firing points.

3rd Line:- About 15 yards in rear of the 200 yards firing point.

The competition may be carried out by:-

- Successive advance of sections, or
- The advance of 2 sections at a time, or
- Whole platoon at once.

according to terrain, target accommodation, etc.

The platoon will lie down extended to two paces 50 yards in rear  
of the 300 yards firing point, bayonets fixed, rifles loaded with 5 rds.  
1 in the chamber - safety catches right back.

The Lewis Gun Section will be on the flank. On a signal from the  
superintending officer the Platoon Commander will give the order to  
advance. Sections will advance at a steady double at the high port, the  
Nos. 1 and 2 of the Lewis Gun about 10 yards behind the remainder of the  
Lewis Gun Section and covered by them.

When about 20 yards from the 1st line of sacks, the order "Charge"  
will be given by the leader or leaders and discs will be bayoneted. The  
firing point will be immediately occupied and the order to fire 5 rounds  
at the target will be given.

The Lewis Gun will be ordered to fire 1 magazine at the target. 1½  
minutes will be allowed from the order to advance by the superintending  
officer to the order "Cease Fire".

After a pause of 15 seconds for reloading, adjustment of sights &  
safety catches back, the superintending officer will give the signal to  
the leader for the advance to be resumed. After charging and bayoneting  
the 2nd and 3rd lines of sacks in succession, the team will occupy the  
200 yds. firing point and be ordered by the leader to fire 15 rds. rapid  
fire at the target.

The Lewis Gun will be ordered to fire 2 magazines at the target.  
1 minute 45 seconds after the superintending officer gave the  
the second signal to advance, he will order "Cease fire".

Total time for whole practice 3½ minutes.

Scoring

	Highest possible points
Each hit on the screen at 300 yds. = 1 pt. ....	110
" " " " " " " 200 " = 1 " ....	550
By the Lewis Gun = 1 pt. ....	141
Each disc pierced with the bayonet = 2 pts. ....	132
Highest possible Total	713

Deductions

- If fire is opened before the commander gives the order "Fire" or if he fails to give the order or gives an incorrect order. 5 points at each range.
- For every round fired after the order "Cease Fire". 2 points per round.
- Bad control on the part of the Platoon or Section Commanders during advances, lack of style or dash and incorrect use of bayonet. 1 or more points up to a total of 66 pts., i.e. 3 per bayonet man.

Superintending Officers advisable. - When possible.

- In Butts. 1 Officer of another Regiment or Company.
- On the Firing Points. 1 Officer. Time Keeper.
- 1 Officer to judge fire orders, check rounds fired after the order "Cease fire" and generally to superintend the practice.
- 1 Officer of P. & B.T. Staff judging style etc. with a N.C.O. to check discs.
- 1 Scorer to write down discs pierced & deductions.

Prizes:-

Silver A.R.A. medals will be presented to each member of the winning team in the Divisional Competition. Bronze A.R.A. medals will be presented to each member of the winning team in the Brigade Competition. But it will be arranged that no team can gain more than 1 set of A.R.A. medals. Thus the winning team in the Brigade Competition should relinquish Brigade medals to the runners up in the Brigade Competition.

Interest will be increased during the eliminating competitions the A.R.A. medals are subsidized by prizes from Battalion, Brigade & Divisional funds, the object in view being the exercise of as many platoons as possible in a field practice leading to efficiency on the battlefield rather than the determination of the best platoon within formations in a particular exercise.

NOTES:-

- Command. The Platoon team should be commanded by the Platoon Commander whenever possible. In his absence it may be commanded by the Platoon Sergeant.
- Leaders. The Platoon Commander and the four Section Commanders will carry rifles and fixed bayonets. They will control their commands during the advance, assault & firing. They will not fire or use their bayonets.
- Formation of Platoon Teams. Every precaution should be taken to prevent "packing", viz:- that N.C.O's and men are not transferred from one Platoon to another for purposes of the competition. With the object, however, of completing teams up to the required numbers-
  - Personnel of Platoon Headquarters may be included in the Platoon team.
  - Personnel of Company Headquarters may be included in the Platoon teams of their Company.
  - Personnel attached to Battalion Headquarters may be included in the Platoon teams of the Company to which they are permanently posted.
- Elimination. When possible, in order to create as much interest as possible and to ensure equality of conditions, i.e., ground, weather, elimination trials should be held as follows.-
  - (a) Company Competitions
  - (b) Battalion Competitions
  - (c) Brigade Competitions
  - (d) Divisional Competitions.
 As much time for practice as is practicable should be allowed before commencing the process of elimination, and prizes should be awarded on as wide a basis as possible.
- Ranges Only in exceptional cases should the ranges on which Platoon teams fire be less than 300 yds. and 200 yds. respectively.

Army Form B, 190.

### Butt Register for Range Practices.

(On gallery rifle ranges.)

Table \_\_\_\_\_ Practice No. \_\_\_\_\_ Distance \_\_\_\_\_ Sqn., By. or Coy. \_\_\_\_\_ Regiment.

Range at \_\_\_\_\_ (Date) \_\_\_\_\_

Order of Firing	No. 200 yds Target					No. 300 yds Target					No. 400 yds Target					No. 500 yds Target							
	Hits counting				Rico-chets	Total Points	Hits counting				Rico-chets	Total Points	Hits counting				Rico-chets	Total Points					
	4	3	2	1			4	3	2	1			4	3	2	1			4	3	2	1	
1	2	3				17	5				15	2	1	1	1	9		1	2	2		9	
2	1	2	1	1		13	4	1			14			2	3	8	2	1	2			15	
3	1	3	1			15	1	3	1		15	1	1		3	10	2	2	1			16	
4	4	1				19	2	3			17	4	1			14	4		1			13	
5	3	1	1			17	1	4			16	1	1		3	10	1	3	1			15	
6		4	1			14	1	4			16				5	0	1		1	1	2	4	
7	1	3	1			15	2	3			17	1	1	2	1	12	1	4				16	
8		4	1			14		5			15	5				15	1	1	2	1		12	
9	1	2	2			14	1	3			16	1	3	1		15	3	1	1			17	
10	3	1		1		16			4	1	9	3		1	1	10			2	1	2	5	
11		4	1			14	2	3			17	1	3	1		15	3	1	1			12	
12	2	1	2			15	4	1			14	2	3			17	2	2	1			16	
13	3		1	1		15	1	3	1		15	1	4			16	1	1	1	2		11	
14	2	2	2			15	3	2			18	1	4			16	1	2				16	
15	2	1		1	1	12	1	3	1		15	2	2	1		16	1	2	2			14	
16	2	2			1	14	1	2	2		14		3	1	1	11			2	2		5	
17	2	2	1			16	2	3			17	2	2	1		16		1	2	1	1	8	
18	2		1	2		12	1	3		1	14	2	1	1	1	14	1	1		3		10	
19	2	3				17	4	1			14		3	2		13	2	1			2	11	
20	2	3				17	3	2			13	3	2			13		1	1	2	1	9	
21	3	1	1			17	3	1	1		12	3		1	1	10			3		2	6	
22			2	1	2	5	3	1	1		12	1		1	3	4		1	1	3		8	
23	1	3	1			15	1	3	1		15	1	2	2		14	1	2		2		12	
24																							

Occasional Shots.

#### FORM OF CERTIFICATE TO BE USED WHEN FIRING CLASSIFICATION OR STANDARD TESTS.

I certify that I was on duty in the Butts during the firing of the practices of which the results are given above. The provisions of the Musketry Regulations were fully\* complied with.

\* Any exceptions to be stated.

[1342] W1985/M1760 500m 5/17R 107 G & S 61

Forms B 190 39

Officer on Butt duty.

G. & P. LTD., ALDERSHOT. (50,631.) Wt. 2,475-2,215. 500,000. 7/09. W 31.

Forms B. 62. 1.

Firing Point Register for Range Practices. (On Non-Gallery Rifle Ranges.)

Army Form B. 190A.

Squadron, Batty., or Company

Regiment. Range at

(Date)

Order of Firing	RANK AND NAME.	Table Practice No.							Total	Order of Firing	Table Practice No.							Total	Signalled by the Officer on Butt Duty						Occasional Shots.																
		Distance 400yds.									Distance 500yds.								Practice No.	Target No.	1st Check	2nd Check	3rd Check	4th Check	5th Check	6th Check	Total Points	1st Check	2nd Check	3rd Check											
1	Pte Sheehan G.	3	1	3	2	0			9	1	3	2	3	1				10	Hits Value																						
2	" Ryan G.	1	1	0	0	0			2	2	3	4	2	4				15	4 Points																						
3	" Hendell HB	3	4	1	1	1			10	3	4	4	2	3				16	3 "																						
4	" Campbell L	2	3	3	3	3			14	1	3	3	3	3				13	2 "																						
5	" Dickson A.	3	4	1	1	1			10	4	3	2	3	3				15	1 "																						
6	" Ballard DH	0	0	0	0	0			0	0	0	1	2	4				7	Ricochets																						
7	" Thompson G.G.	4	3	2	1	2			12	3	3	3	4	3				16	* Total																						
8	" Soomey H.	3	3	3	3	3			15	3	4	1	2	2				12	Practice																						
9	" Wall L.L.	4	3	2	3	3			15	4	3	4	2	4				17	No.																						
10	Lt Col McEuire G.	1	3	3	0	3			10	1	2	0	2	0				5	Target																						
11	Pte O'Mara G.	2	3	3	3	4			15	3	1	3	3	2				12	No.																						
12	" Apling L.W.	3	3	4	3	4			17	4	3	2	3	4				16	Hits Value																						
13	Cpl Thurlow P.	3	3	4	3	3			16	4	1	2	1	3				11	4 Points																						
14	Pte Waddell G.H.	4	3	3	3	3			16	3	3	3	3	4				16	3 "																						
15	Waugh H.G.	4	2	3	3	3			16	4	3	2	3	2				14	2 "																						
16	Irving W.	3	3	0	3	2			11	1	0	1	3	0				5	1 "																						
17	Madden F.B.	2	4	3	3	4			16	2	2	0	1	3				8	Ricochets																						
18	Zimmer G.G.	4	4	1	2	3			14	3	1	1	1	4				10	*Total ...																						
19	Boe G.G.	3	3	2	3	3			13	0	0	4	4	3				11																							
20	Wilson L.L.	3	2	2	3	3			13	1	2	0	1	3				7																							
21	Bonway W.	3	3	3	0	1			10	0	0	2	2	2				6																							
22	McNeil D.L.	0	0	0	3	1			4	1	2	1	1	3				8																							
23	Stifford G.G.	3	2	3	4	2			14	3	1	1	4	3				12																							
									Total										Total																						
									‡ Deduct.	Add										‡ Deduct.	Add																				
Occasional Shots.																																									

FORM OF CERTIFICATE TO BE USED WHEN FIRING CLASSIFICATION OR STANDARD TESTS.

I certify that I was present at the firing point during the firing of the practices of which the results are given above. The provisions of the Musketry Regulations were fully complied with. All conditions of the practices were observed in accordance with the spirit and letter of the Musketry Regulations.

† Any exceptions to be stated on the back of the form.

Officer Superintending Practice No.

G. & P. LTD., ALDERSHOT. (50,681.) Wt. 2,475-2,215. 500,000. 7/09. W 31.

Forms B. 62. 1.

Firing Point Register for Range Practices. (On Non-Gallery Rifle Ranges.)

Army Form B. 190A.

Squadron, Batty., or Company

Regiment.

Range at

(Date)

Table with columns for Order of Firing, RANK AND NAME, Table Practice No., Distance (200 yds), Target No., Total, and Signalled by the Officer on Butt Duty (Practice No., Target No., 1st-6th Check, Total Points, Occasional Shots).

FORM OF CERTIFICATE TO BE USED WHEN FIRING CLASSIFICATION OR STANDARD TESTS.

I certify that I was present at the firing point during the firing of the practices of which the results are given above. The provisions of the Musketry Regulations were fully complied with. All conditions of the practices were observed in accordance with the spirit and letter of the Musketry Regulations.

† Any exceptions to be stated on the back of the form.

Officer Superintending Practice No.

Grouping

1	Sheehan	20
2	Ryan	20
3	Rendall	20
4	Campbell	20
5	Dickson	15
6	Collard	15
7	Thompson	25
8	Toomey	20
9	Wall	20
10	H/Cpl McLeave	15
11	O'Meara	25
12	Asling	15
13	Cpl Thornton	25
14	Waddell	25
15	Waight	20
16	Troady	20
17	Madden	20
18	Jimmes	20
19	Jose	15
20	Wilson	20
21	Conway	15
22	McNeil	20
23	Sifford	25

901

App. IV

6th AUSTRALIAN INFANTRY BRIGADE

APPENDIX 4

Brigade Headquarters  
24th Feb., 1918.

C.O.,

WP/



Conference held at Bde. Hdqrs. of Commanding Officers and Adjutants of Units at 10 a.m. 23rd February, 1918.

1. Our Plans. The Corps is not to take the offensive at present unless the enemy attacks, in which case part of the Corps would be made available for the counter-stroke and might be detached to another Army.

2. Enemy has published that: "The attack in the West will not be pushed through by the breasts of the Infantry, but will be a great Artillery operation." That is to say: "He is going to attempt the exact opposite!" And we may assume that one attack at least will be attempted without a regular Artillery preparation, except for possibly a few minutes; the object will be a surprise by masses of troops who will attempt to over-run opposition by weight of numbers.

Such an attack, the 5th Army considers, may be on the following principles:-

- (a) Surprise and new weapons, e.g. tanks.
- (b) Brief intense Artillery preparation; gas; masses employed with sudden and concentrated violence, probably Smoke Shell to cover the assault.
- (c) Counter battery work.
- (d) Penetration on a narrow front, e.g., 3 Divisions or 3,000 yards, followed up by fresh Divisions with further objectives.

3. Our tactics to meet such an attack have been laid down by the Corps on the following principles.-

- (a) Use of rifle. Rapid fire. Reliance on rifle in case Artillery is neutralised on any particular sector.
- (b) Formation in depth. Ready to meet penetration on flanks or to fire through intervals to front. Aiming marks near trench should be put up to ensure L.G's fire through gaps at night or in Smoke bombardment.
- (c) Prompt counter attacks. Every platoon, company and Battalion must be always ready to move properly equipped on a well considered plan, and the leaders use their initiative, without delay, so that counter attacks close on the enemy from different directions. Battalion Commanders are responsible that a forward movement from the rear is provided to maintain support to counter-attacking troops.

Every body of troops from Platoon to Division must husband its reserves and resist the tendency to fritter them away prematurely.

All employed men have their duties and posts assigned to them and will be exercised in Musketry & Bombing.

- (d) Protection of flanks. This is provided for to some extent by formation in depth, but the question of manning switch lines or forming defensive flanks is to be provided for by instructions in advance in case of a break through.



- (e) Co-operation of all weapons. The defence should not be based on the employment of the largest possible number of men, but must rely principally on armament. This is best provided for by keeping the artillery informed of the situation constantly by every possible means.

Close liaison with Trench Mortars

Close liaison with Vickers M.G's.

V.M.G's, which may be termed "Forward" guns, fire direct on No-man's-land from positions in front of, in or behind, the front line posts. Those further back which find S.O.S. barrage and indirect fire are to be so sited that they have a good field to front and flanks in case of break through.

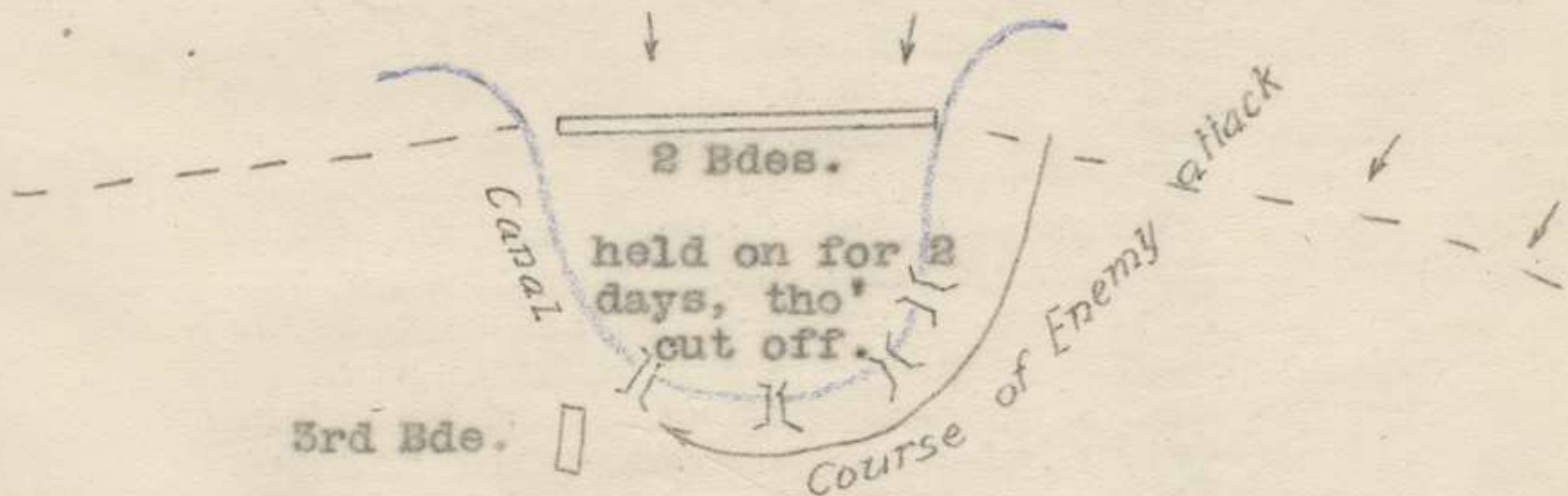
A.A. M.G's. and any riflemen in support, whose field of fire on the ground may be temporarily masked, fire on aeroplanes attacking front line. Troops meeting the assault do not fire on aircraft.

4. It is sometimes found that fundamental principles and what may be termed tactical doctrines do not filter down to the men in the ranks. On the other hand one often finds an officer who loses no opportunity of interesting the men by imparting information and principles. He is always fully repaid by results.

The present time is opportune for all Officers to instil into their men the following maxims:-

- (i) It is often found towards the end of a war that troops deteriorate and are easily defeated by a show of large numbers. The enemy, whose rank and file are mostly serfs, imagines that he can terrify the world into submission just as he terrifies his serf population. He succeeded against the Italians owing to a variety of causes. It is thought that he will try a surprise attack on the Western front by a mass of the greatest possible numbers, before the Americans have developed their strength. That is exactly what we hope he will do. But each of our men must know that he is to hold his ground and shoot, low, with rapid fire at his targets, however numerous the enemy may be. If every man does that, the enemy will be soundly beaten. If beaten once only, he will never attack again, and it will have such an effect on German moral that the war will end.
- (ii) Hold on though temporarily cut off. Counter attack promptly. Rely on covering fire of rifle.


Our old friends, the 29th Division at CAMBRAI.



Attacked enemy with the rifle without Artillery and swept him back to his starting point, thus opening the bridges to the 2 Bdes. in front.

The Counter attack was carried out with covering fire of alternate platoons.

- (iii) Defensive posts must be garrisoned by complete tactical units as sections or platoons.-  
If a position only has room for, say, 5 men, the remainder of the platoon is disposed in support.  
C.T's. or continuous line follows as soon as possible.



- (iv) Among other principles to be rubbed in during spare time are.-

Don't merely hold off an attack but smash it.

Keep spare shovels in all trenches and dug-outs for digging out.

Always watch flanks ready to form defensive flanks.

Organised bombing. The principle of supports to patrols or scouts.

Reserve rations. Adequate ammunition for all ranks

Compass bearings in case of fog. Orientation - method of attack on S.P's.

During operations officer tells off a look-out, and so frees himself for his other duties. In attack under barrage take cover, use rifles.

Lewis guns and rifles always kept free of mud especially cleaned at "Stand to".

- (v) Infantry Brigades may eventually be reduced to 3 Battalions with 4th as Training Battalion in ENGLAND with its complete staff.
- (vi) M.C.Bn. will have C.O., 2nd in Command, Adjutant, Q.M's S., and 1 Cooker per Coy.
- (vii) Working parties must always have a definite rendezvous in vicinity of task. They should not have to come back to this but rather forward.

5. Sanitation. (a) Water details to be used to the full and water to be chlorinated at all times. To save men drinking water a good supply of tea to be available.  
(b) Sanitary Squads to be kept gingered up in their work.

6. Baths. The greatest use possible to be made of all bathing allotment.

7. Feeding of Horses. The grain and short ends in the feed to be screened and put into the nose bags to prevent any waste whatever.

8. Cleanliness. The area to be left clean when moving. No equipment and other gear to be left lying about.

Copies to.-  
All Units.

*William Sab*  
Captain,  
A/Brigade Major 6th Inf. Bde. A.I.F.

Weekly Tests  
 C Bde Sig. School


APPENDIX 5.  


- A Squad.
- (1) Tests sent in form of messages of 200 letters.
  - (2) Results given in % correct.
  - (3) Results below 90% - w.

- B Squad.
- (1) Tests sent in groups of 4 letters.
  - (2) Results given as % correct.
  - (3) Results below 80% - w.

- C Squad.
- (1) Tests sent in groups of 4 letters.
  - (2) Results given as % correct.
  - (3) Results below 80% - w.
  - (4) No weekly test 9/18

H R Stafford Lt  
 C Bde Sig School



First Weekly Test  
A Squad

APPENDIX 5

9/8/18

Name	Unit	Buzzer 70/min	Flag 60/min	Lamp 5/min	Disc. 40/min
Pte Hayson	21st Bn	97	96	97	99
" Covey	"	95	97	97	99
" McCormick	22nd Bn	W.	92	97	98
Lt Col Dyres	23rd Bn	99	100	99	98
" Morton	"	99.5	98	99	98
Pte Hexton	"	100	100	100	100
" Sandals	"	100	100	100	100
" Millard	"	100	100	99	100
" Seymour	"	100	100	100	100
" Atkins	"	99.5	100	100	100
" Webster	24th Bn	98	99	98	99
" Hart	"	W.	95	95	W.
" Low	"	.	98	100	98
" Thompson	"	100	100	100	100
" Wood	6th M Coy	97.5	100	96	98
" Carey	"	99.5	98	100	100
" Letson	"	W.	97	100	100.

First Weekly Test  
B Squad

APPENDIX 5

9/8/18

Name	Unit	Flag 50/min	Lamp 40/min	Disc 40/min	Buzzer 50/min
Pte Lyke	21st Bn	100	90	92	100
" Grant	"	100	96	96	92
" Bull	"	84	64	82	90
" Reeves	"	88	90	90	98
" Powell	"	98	72	96	98
" Hopper	22nd Bn	86	78	82	90
" Tait	"	66	70	64	66
" Ralph	"	80	82	80	96
" Storch	"	94	88	84	100
" O'Hary	"	98	98	94	96
" Simpkins	"	56	72	70	68
" Mitchell	"	70	77	72	92
" Forbes	"	70	66	62	86
" Charters J.	24th Bn	86	88	94	92
" Sharpley J.	25th Bn	72	70	72	82
" Charters J.	"	98	94	94	100

Appendix 5

Second Weekly Test  
A Squad

APPENDIX 5

16/5/18.

Name	Unit	Flag 70/min	Lamp 60/min	Disc 50/min	Buzzer 80/min
Pte Powell	2nd Bn	W	W	W	97
" Hayson	"	94	W	97	96
" Conley	"	98	W	99	94
" Luke	"	W.	93.	W	W
" McCormick	2nd Bn	W.	W	W	W
" Atkins	2nd "	99	98	100	100
" Seymour	"	98	98	99	96
Lt Col. Morton	"	W.	W	94	99
Pte Sandals	"	99	98	100	100
Lt Col. Dynes	"	98	93.	96	100
Pte Millard	"	100	98	97	100
" Hexton	<del>2nd Bn</del>	100	99	98	100
" Charters	2nd Bn	97.	W.	96	95
" Hart	"	W	W	93	93
" Thompson	"	100	99	98	99
" Low	"	98	96W	100	97
" Webster	"	98	W 96	98	98
" Wood	6th M Coy	93	99	96	100
" Carey	"	100	99	97	99
" Leton	"	99.	96.	99	100.

Second Weekly Test  
B Squad

APPENDIX 5

16/5/18

Name	Unit	Flag 50/min	Lamp 50/min	Disc 50/min	Buzzer 50/min
Pte Grant	2nd Bn	91	92	92	99.
" Bull	"	84	91	80	96
" Charters J.	"	91	93	91	96
" Ralph	2nd "	88	W	82	95
" Storch	"	80	91	89	100
" <del>Butt</del>	"				
" Simpkins	"	W	W	W	83
" O'Leary	"	95	99	99	92
" Zait	"	W	97	93	89
" Hopper	"	91	W	93	83
" Mitchell	"	89	W	W	83
" Forbes	"	W	96	92	88
" Russon	2nd Bn	W	W	W	W
" Sharpley	2nd Bn	85	W	W	85.

Appendix 5 35

First Weekly Test  
C Squad.

APPENDIX 5

16/1/18  
Average Rate 3-4 words per min

Name	Unit	Flag	Lamp	Disc	Buzzer
Pte Dowell.	21st Bn	97	93	96	100
" Price	"	89	96	96	96
" Cody	22nd Bn	89	95	95	96
" Collishaw	23rd Bn	95	96	91	96
" Malcolm	20th Bn	91	93	97	99
" Jones	"	95	93	97	w
" Isberg.	"	w	w	w	w
" Sterling	"	81	86	93	100
" Phillip's	6th Bn	95	97	93	100

Third Weekly Test  
A Squad

APPENDIX 5

23/1/18

Name	Unit	Flag 80/100	Lamp 60/100	Disc 50/100	Buzzer 20/100
Pte Hayson	21st Bn	98	98	100	98.5
" Covly	"	97	98	99	99
Lt Col Dykes	23rd Bn	99	100	100	100
" Morton	"	98	100	100	100
Pte Hexton	"	100	100	100	100
" Sandal	"	100	100	100	100
" Millard	"	100	98	100	99.5
" Atkins	"	100	100	100	100
" Slymow	"	100	100	100	99.5
" Low	24th Bn	100	100	99	99.5
" Thompson	"	99	98	100	100
" Webster	"	98	100	99	100
" Wood	6th Bn	100	100	100	99.5
" Carey	"	100	100	100	100
" Letson	"	100	100	99	96

Third Weekly Test  
B Squad

APPENDIX 5

23/3/18

Name	Unit	Flag 7 min	Lamp 6 min	Staff 5 min	Buzz 5 min	Buzz 8 min
Pto Grant	2nd Lt	98	100	100	100	98
" Charters J.	"	97	100	100	100	100
" Reeves	"	97	99	99	99	99
" Powell	"	92	96	97	100	98
" Bull.	"	92	96	93	100	95
" McCormick	2nd Lt	100	100	100	100	100
" O'Leary	"	100	100	100	100	96
" Storch	"	88	97	99	100	98
" Charters J.	24th Lt	95	97	97	98	99
" Hart.	"	87	99	96	99	93

Second Weekly Test  
C Squad

APPENDIX 5

23/3/18

90

Name	Unit	Flag 5 1/2 min	Lamp 4 1/2 min	Disc 4 1/2 min	Buzz 4 1/2 min
Pto Dowell	2nd Lt	95	95	93	100
" Price	"	93	90	97	w
" Simpkins	2nd Lt	84	83	87	w
" Ralph	"	95	97	100	97
" Cody	"	90	92	87	w
" Lait	"	87	97	90	84
" Mitchell	"	95	98	87	87
" Forbes	"	80	83	w	95
" Hopper	"	—	95	99	100
" Russon	2nd Lt	w	90	99	w
" Collishaw	"	88	94	w	w
" Isberg	2nd Lt	w	w	w	w
" Malcolm	"	95	82	87	99
" Sharples	"	92	95	90	94
" Jones	"	88	88	w	w
" Sterling	"	88	94	90	w
" Phillips	6th Lt	93	97	90	w

Appendix 5

37

901

App. 6.

SECRET

COPY No. 11

6th AUSTRALIAN INFANTRY BRIGADE

Brigade Headquarters  
24th Feb., 1918.

FORECAST OF MOVES

Herewith forecast of moves in connection with relief of  
3rd Australian Division by 2nd Australian Division.

Date.-	Group.-	From.-	To.-	Entrain	Detrain
1918					
March 6th	6th Bde.	LOTTINGHEM	KORTEPYP	P. LOTTINGHEM T. DESVAES.	P. STENWERCK. T. BAILLEUL.
March 7/8th	-do-	KORTEPYP	LINE LEFT.		

P. = Personnel

T. = Transport

Marching portion of Transport will stage as follows.-

ELNES	4th/5th March	
RENECURE	5th/6th	"
SIRAZEELE	6th/7th	"

A c k n o w l e d g e .-

Distribution.-

1. 21st Bn.
2. 22nd "
3. 23rd "
4. 24th "
5. 6th M.G. Coy.
6. 6th L.T.S. Bty.
7. 16th A.A.S.C.
8. 6th Field Coy. Engrs.
9. 6th Field Amb.
10. File
11. War Diary
12. " "

*W. H. R. Smith*  
 Captain,  
 A/brigade Major 6th Inf. Bde. A.I.D.

-----



901

*M. Diani*

*App. 6a*

6th AUSTRALIAN INFANTRY BRIGADE  
=====

S P E C I A L I D E A  
-----

Ref. Maps HAZEBROUCK 1/100,000  
6th Bde. Map 1/10,000

28th Feb., 1918.

1. The British line is shown in  
Enemy trenches or lines of shell hole defences in
2. The 6th A.I.Bde. less 1 Battalion will at Zero hour to-day attack the enemy position and re-establish our line within limits shown on attached map. The 7th A.I.Bde. is attacking on right, 10th A.I.Bde. on left. 5th A.I.Bde. in Reserve.
3. Objectives shown in \_\_\_\_\_ on Map.
4. 23rd Bn. will capture 1st Objective.  
24th Bn. on right, 22nd Bn. on left will capture 2nd objective.
5. Artillery Action.-  
At Zero - 30 minutes Artillery will commence desctructive fire on Enemy front line and known strong trench systems in rear. This will lift at Zero from front system.  
Vigorous Counter Battery work will be carried out from Zero - 30 minutes.  
On 2nd Objective being captured Artillery will put down a protective barrage 200 yds. in front of our old line.
6. M.G.Action.-  
1 Section will move forward to previously selected positions to cover consolidation.  
Remaining M.G's will take up previously arranged position, along a line COULEMBY - HARLETTES and supply barrage fire as arranged moving forward to old positions on 2nd O.G. being captured.
7. Trench Mortar Action.  
1 Section 6th L.T.M.Bty. will each follow 22nd & 24th Bns.  
1 Section will remain in reserve at HARLETTES.
8. Engineers & Pioneers.  
Immediately line is re-established C.T's & Strong Posts will be cleaned out and re-constructed.
9. Consolidation will be in depth.
10. Administrative & Medical Arrangements as per Defence Scheme.
11. Bde. Hdqrs. will remain at BULESCAMP.
12. Zero time to be notified later.

A c k n o w l e d g e

Issued to Signals at .....

Distribution

- |                 |                     |
|-----------------|---------------------|
| 1. 21st Bn.     | 9. S.Capt.          |
| 2. 22nd "       | 10. 2nd A.Divn.     |
| 3. 23rd "       | 11. 7th A.I.Bde.    |
| 4. 24th "       | 12. 10th A.I.Bde.   |
| 5. 6th M.G.Coy. | 13. 5th A.I.Bde.    |
| 6. 6th T.M.Bty. | 14. 4th Art. Bde.   |
| 7. G.O.C.       | 15. 6th Fld. Coy.   |
| 8. Bde. Major.  | 16. 2nd Pioneer Bn. |

*Frederick Dale* Captain,  
A/Bde. Major 6th Inf. Bde. A.I.F.

901

6th AUSTRALIAN INFANTRY BRIGADE  
=====

TACTICAL SCHEME  
-----

Ref. map HAZEBROUCK 1/100,000

26th Feb., 1918

GENERAL IDEA

The British line of Defence and observation facing East runs N. & S. through SENINGHEM East edge B. de 'l' Eglise - BOUVELINGHEM.

The enemy has taken the offensive and at dawn on Saturday 2nd March after a short intense bombardment followed by a large body of troops has occupied the high ground on a general line from SENINGHEM, West edge of BIG WOOD - LE BUISSON.

There is every indication that the enemy will continue the offensive possibly within a few hours.

The 2nd Aust. Divn. is to counter attack immediately to re-establish our previous position. as provided for on Defence Scheme for the Sector.

NOTES TO ACCOMPANY GENERAL IDEA  
-----

It is assumed that a definite Defence Scheme has been worked out beforehand for the Brigade and that all Commanders are conversant with such details as position of Assembly, Frontage and Boundaries for Counter Attack (see attached sketch) and Artillery & M.G. Action.

Normally the Bns. on moving for Assembly Points would do so in some open formation, but owing to the restrictions - ploughed land, Village of HARLETTES etc. units will remain in some close formation until getting East of the Village.

21st Battalion will be in defence wearing Steel Helmets,

1 Section 6th M.G. Coy. & 1 Section 6th L.T.M. Bty, will be attached to 21st Battalion.

N O T E

For purposes of exercise 23rd Bn. will approach along ESCOEUILLES - LUMBRES Road.

22nd Battalion will approach along HARLETTES - BIG WOOD Road.

24th Battalion same as 23rd Battalion.

\*\*\*\*\*

901  
W. D. Day

App. 7.

6th AUSTRALIAN INFANTRY BRIGADE HORSE SHOW  
=====

Brigade Headquarters  
24th Feb., 1918.

P R O G R A M M E

To be held on 23rd Bn. Football Ground, QUESQUES on  
Thursday, 28th February, 1918 at 1.30 p.m.

1. Best turned out pair of Pack Horses or Mules. No Saddle Blanket or Rug. Two boxes of S.A.A. to be carried. (Ropes to be used). One entry per Unit. 1st Prize 20 Francs 2nd Prize 10 Francs.
2. Best turned out Limber.- One entry per Unit.  
1st Prize 30 Francs 2nd Prize 15 Francs.  
Rifle & Cover in Cups. Board Inventory Wood with list on near side - fore portion. Brush water carriage - one.  
FORE PORTION.- Buckets water G.S. Canvas - two tied to studs.  
Cordage Spun Yarn - homp 5 lbs.  
Grease lubricating, in grease box - 3 lbs.  
REAR PORTION.- 4 pair Shoes & Nails in S.A.A. Box on front of rear portion.  
Grease lubricating - 3 lbs in grease box.  
Ropes, drag, light G.S., - pair.  
Covers Waggon two. To be folded in limber.  
In S.A.A. Box.- Block brake Field Transport - 2  
Collars adjusting 2nd Class C. 1. Capped wheels 1.  
Washers, drag, 2nd Class C. capped wheels 1.  
2 Horse Rugs in Limber.  
DRIVER.- Dress.- Belt, Bandolier Side Arms. 50 Rounds S.A.A.  
1 Brakesman Drill Order (Web.)
3. Best turned out Cooker.- One entry per Unit.  
1st Prize 30 Francs. 2nd Prize 15 francs.  
Rear half Cooker to be complete with dixies - whole Cooker complete if possible. 2 Cooks.
4. Best turned out Officer's Ride. (Officers up) Entries unlimited. Points to be awarded for correct fitting and cleanliness of bridle and saddle, and best turn out. 1st Prize Trophy.
5. Best Shoemith. One entry per Unit. Forefeet only to be shod. Smiths to provide their own material and tools. (Front sets shoes sizes 5, 6 and 7 only need be carried). Horses to be shod will be selected by Judges on the ground.  
1st Prize 20 Francs. 2nd Prize 10 Francs.
6. Mule Steeplechase (Baroback). Entries per Unit unlimited.  
1st Prize 20 Francs. 2nd Prize 10 Francs.
7. Rapid turn-out of Limbers. One entry per unit. Points to be awarded for time taken and correctness of harnessing of horses; Brakeman not to assist.  
1st Prize 30 Francs. 2nd Prize 15 Francs.
8. Rapid Assembling of Harness. (Near horse to be used). Each competitor will provide himself with one set of limber harness and horse. Harness will be stripped; on a given signal harness will be assembled and horse harnessed. Points will be awarded for correctness of assembly and fitting of harness, and time taken.  
1st Prize 20 Francs. 2nd Prize 10 Francs.  
( One entry per Unit.)
9. Driving of Limbers.- One entry per Unit. Pairs to be evenly matched in paces. Pace to be an even trot. Aids to be used.  
1st Prize 20 Francs. 2nd Prize 10 Francs.

*A. Brown*  
Captain,  
Staff Captain 6th Inf. Bde. A.I.F.

22ND. BATTALION A.I.F.

APPENDIX 8

List of Fields used by this Battalion for Training purposes -

Ref. Sheet. Sheet 1. 6th Bde. Area 1/40,000  
4/2/18.

<u>MAP REF.</u>	<u>COY.</u>
A.12.b.9.8.	"A"
B.13.a.2.3.	"B"
A.11.c.4.4.	"C"
A.12.a.9.9.	"D"
A. 6.d.0.1.	Bombing
B. 1.a.8.2.	Rifle Range
A.18.b.3.2.	Rifle Range.

Ref. Sheet. Sheet 1 6th Bde. Area 1/40,000  
4/2/18.

APPENDIX 8

Herewith please list of fields used by this Battalion for Training Purposes -

<u>MAP REF</u>	<u>Coy</u>
A.12.b.98	A
B.13.a.2.3.	B
A.11.c.4.4.	C
A.12.a.9.9.	D
A.6.d.0.1	Bombing
B.1.a.8.2.	Rifle Range
B.1.a.3.2.	School of Instruction.
A.18.b.3.2.	Rifle Range.

22ND  
AUSTRALIAN  
INFANTRY BATTN.

No. ....

Date .....

----- AUSTRALIAN IMPERIAL FORCE. -----

@@

APPENDIX 8 90

21st BATTALION.

-----  
SYLLABUS OF TRAINING FOR WEEK ENDING 9.2.18.  
-----

@@

Date.	9.30 a.m.-9.45 a.m.	9.45 a.m.-10.30 a.m.	10.30-10.40.	10.40 a.m.-11.30 a.m.	2 p.m.- 4 p.m.
Monday, 4th.	Roll Call, Inspection.	Platoon Drill.	Smoke.	Bayonet Fighting.	Organised Games.
Tues. 5th.	Roll Call, Inspection.	Gas Drill & Inspection of Apparatus.	Smoke.	Muscle Exercises. Rapid Loading.	Organised Games.
Wed. 6th.	Roll Call, Inspection.	Rifle Exercises, Company Drill.	Smoke.	Bayonet Fighting, Rapid Loading.	Inter-Coy Football.
Thurs. 7th.	Roll Call, Inspection.	Route March.	Smoke.	Firing Positions, Rapid Loading.	Organised Games.
Frid. 8th.	Roll Call, Inspection.	Company Drill, Rapid Loading.	Smoke.	Platoon in Attack.	Organised Games.
Sat. 9th.	Roll Call, Inspection.	Gas Drill, Inspection of Apparatus.	Smoke.	Company Drill.	Half Holiday.

- N.B. 1. As soon as a Rifle Range is available one Company per morning will be on Range.  
 2. In addition 1 Platoon per Company will carry out bombing practice each morning from 9.45 - 10.30 a.m. (s  
 3. Specialists to report for training, after inspection each morning, under the arrangement of their respective Officer  
 4. R.S.M. will take a class of N.C.O.s each morning for instruction, as per Battalion Routine Orders already issued.

@@

Distribution.--

1. Brigade.
2. C.O.
3. Second in Command.
4. Adjutant.
5. A Coy.
6. B Coy.
7. C Coy.
8. D Coy.
9. Hqs.
10. /11. WAR DIARY.

*[Signature]*  
 \_\_\_\_\_  
 Captain,  
 21st Battalion A.I.F.

Appendix 43

22<sup>nd</sup> Feb.

APPENDIX 8 44

PROGRAMME OF WORK FOR WEEK ENDING -SAT.9th of FEB.1918.

DATE	TIME	"A" Coy.	TIME	"B" Coy.
<hr/>				
MONDAY	9.30.9.45 a.m.	Inspection.	9.30.9.45 a.m.	Inspection.
4th FEB.	9.45.10.15 a.m.	P.T. Games	9.45.10.15 a.m.	P.T. Games.
	10.15.10.45 a.m.	Squad Drill, Rifle Exercises.	10.15.10.45 a.m.	Running etc Squad drill,
	10.45.11.0 a.m.	Short Lecture during SmokeO on behaviour during leave.	10.45.11.0 a.m.	Rifle Exercises Short Lecture during SmokeO on behaviour during leave
	11.0. 11.30 a.m.	P.T. & B.F.	11.0.11.30 a.m.	P.T & B.F.
	11.30.12 noon	Lecture by M.O. on V.D.	11.30. 12 noon	Gas Drill
	2.0.2.30 p.m.	Gas Drill	2.0.2.30 p.m.	Lecture by M.O on V.D.
	2.30. 3.0? p.m.	Musketry, Aiming,	2.30. 3 p.m.	Rapid loading,
<hr/>				
TUESDAY	9.30.9.45 a.m.	Inspection.	9.30.9.45 a.m.	Inspection.
5th FEB.	9.45.10.15 a.m.	P.T. Games etc.	9.45.12 noon.	Short Route March (Lecturette on Protection of French Property in Area".)
	10.15.10.45 a.m.	Bombing.		
	10.45.11.0 a.m.	Lecturette on Protection of French property in "Area".	2.0.2.30 p.m.	Platoon Drill
	11.0.11.30 a.m.	P.T. & B.F.	2.30. 3.0. p.m.	Musketry, Tests in Rapid Firing to be carried out.
	11.30. 12 noon	Saluting. Guards etc.		
	2.0.2.30 p.m.	Platoon drill		
	2.30. 3 p.m.	Musketry, Tests in Rapid Firing to be carried out.		
<hr/>				
WEDNESDAY	9.30.9.45 a.m.	Inspection.	9.30.9.45 a.m.	Inspection
6th Feb.	9.45.12 noon.	Route March (Lecture on Care of Feet).	9.45.10.15 a.m.	P.T. & B.F.
	Afternoon	Recreational Training, Foot- ball Matches etc).	10.15.10.45 a.m.	Gas Drill.
			10.45.11.0. a.m.	Lecture on Care of Feet
			11.0. 12 noon	Rapid Loading, Aiming & Firing.
			Afternoon.	Recreational Train ing. Football Matches etc.
<hr/>				
THURSDAY	9.30.9.45 a.m.	Inspection.	9.30.9.45 a.m.	Inspection.
7th Feb.	9.45.10.15 a.m.	P.T. & B.F.	9.45.10.15 am	P.T. & B.F.
	10.15.10.45 a.m.	Platoon Drill	10.15.10.45 a.m.	Platoon Drill.
	10.45.11 a.m.	Lecture on Esprit de Corps.	10.45.11.0. a.m.	Lecture on Esprit de Corps."
	11.0.11.30 a.m.	Gas Drill	11.30.12 noon	Rifle Exercises.
	11.30.12 noon.	Rifle Exercises Guards.		Guards
	2.0.2.30 p.m.	Coy. Drill	2.0.2.30 p.m.	Coy. Drill.
	2.30.3.30 p.m.	Musketry.	2.30.3.30 p.m.	Musketry.

90  
SYLLABUS OF TRAINING CONTINUED.

TIME	DATE.	TIME	A Coy.	TIME	"B" COY.
FRIDAY		9.30.9.45 a.m.	Inspection.	9.30.9.45 a.m.	Inspection.
8th FEB.		9.45.10.15 a.m.	P.T. Games, Running	9.45.10.15 a.m.	P.T. & B.F.
		10.15.10.45 a.m.	Coy Drill.	10.15.10.45 a.m.	<del>Ex</del> Coy Drill.
		10.45.11.0 a.m.	Lecturette on Value <del>x</del> of Inform- ation".	10.45.11.0 a.m.	Lecture on Value of Information?
		11.0.11.30 a.m.	P.T. & B.F.	11.0.11.30 a.m.	P.T. & B.F.
		11.30.12 noon	Gas Drill.	11.30.12 noon.	Gas Drill.
		2.0.2.30 p.m.	Musk. Rapid Loading, Aiming & Firing.	2.0.2.30 p.m.	Musk. Rapid Load- ing & Firing.
		2.30.3.30 p.m.	Recreational Training, Football Matches etc.	2.30.3.30 p.m.	Recreational Training, Foot- ball Matches etc

SATURDAY		9.30.9.45 a.m.	Inspection.	9.30.9.45 a.m.	Inspection.
9th FEB.		9.45.10.15 a.m.	P.T. & B.F.	9.45.10.15 a.m.	P.T. & B.F.
		10.15.10.45 p.m.	Coy Drill.	10.15.10.45 a.m.	Coy Drill.
		10.45.11 a.m.	Lecture on Communication.	10.45.11.0 a.m.	Lecture on Communication.
		<del>11.0.11.30 a.m.</del>	Lecture on	11.0.12 noon	Lecture on
		11 a.m. 12 noon	Attack Formation Prac. Demonstration.		Attack Formation & Practical Demonstration.
		Afternoon	Half Holiday.	Afternoon	Half Holiday

Companies will parade on Company parade grounds.

DATE	TIME	"C" COY.	TIME	"D" COY.
MONDAY	9.30.9.45 a.m.	Inspection.	9.30.9.45am	Inspection
4th FEB.	9.45.10.15 a.m.	Lecture by M.O. on V.D.	9.45.10.15am	P.T. Games & Running
	10.15.10.45 am	P.T. Games. Running	10.15.10.45am	Lecture by M.O. on V.D.
	10.45.11.0.am	Short Lecture during SmokeO on behaviour during leave.	10.45.11 a.m.	Short lecture during smokeO on behaviour during leave
	11.0.11.30 a.m.	P.T. & B.F.	11.0.11.30am	P.T. & B.F.
	11.30.12 noon	Squad Drill & Rifle Exercises	11.30.12noon	Squad Drill, Rifle Exercises.
	2.0.2.30 p.m.	Gas Drill.	2.0.2.30pm	Gas Drill
	2.30.3.0.p.m.	Explan. of Musk. Compet. to be given. Arrangements for tests in Rapid Loading to be made.	2.30.3 p.m.	Explan. of Musk. Compet. to be given Arrangements for tests in Rapid Loading to be made
TUESDAY	9.30.9.45am	Inspection.	9.30.9.45 am	Inspection.
5th FEB.	9.45.10.15am	P.T. Games & Running	9.45.10.15am	P.T. Games, Running.
	10.15.10.45 a.m.	Bombing	10.15.10.45am	Bombing.
	10.45.11.0.a.m.	Lecture on Protection of French Property in Area.	10.45.11am	Protection of French Property in Area (Lecture)
	11.0.11.30 a.m.	P.T. & B.F.	11.0.11.30am	P.T. & B.F.
	11.30.12 noon	Saluting, Guards & Sentries	11.30.12 noon	Saluting, Guards & Sentries
	2.0.2.30 p.m.	Platoon Drill.	2.0.2.30 p.m.	Platoon Drill
	2.30.3.0. p.m.	Musketry, Tests in Rapid Firing to be carried out.	2.30.3.0. p.m.	Musketry, Tests in Rapid Firing to be carried out.
WEDNESDAY	9.30.9.45 a.m.	Inspection.	9.30.9.45 a.m.	Inspection.
6th FEB.	9.45.10.15 a.m.	P.T. & B.F.	9.45.10.15.a.m.	P.T. & B.F.
	10.15.10.45 a.m.	Gas Drill.	10.15.10.45am.	Gas Drill.
	10.45.11.0. a.m.	Lecture on Care of Feet.	10.45.11.0.a.m.	Lecture on Care of Feet.
	11.0.12 noon.	Musk. Rapid Loading Aiming & Firing	11.0.12noon.	Musk. Rapid Loading Aiming & Firing.
	Afternoon.	Recreational Training, Football Matches etc.	Afternoon.	Recreational Training, Football Matches etc.
THURSDAY	9.30.9.45 a.m.	Inspection.	9.30.9.45 a.m.	Inspection.
7th FEB.	9.45.10.15 noon	Short Route March	9.45.10.15 a.m.	P.T. & B.F.
	2.0.2.30 p.m.	Coy Drill.	10.15.10.45 a.m.	Platoon Drill
	2.30.3.0. p.m.	Musketry.	10.45.11.0.a.m.	Lecture on Esprit de Corps.
			11.0.11.30 a.m.	Gas Drill.
			11.30.12 noon	Rifle Exer. (Guards
			2.0.2.30 p.m.	Musketry Coy Drill
			2.30.3.0.p.m.	Musketry.

Organized Bombing along a trench.



SYLLABUS OF TRAINING CONTINUED.

APPENDIX 8<sup>47</sup>

"C" COY

"D" COY.

FRIDAY	9.30.9.45 a.m.	Inspection.	9.30.9.45 a.m.	Inspection.
8th FEB.	9.45.10.15 a.m.	P.T. Games & Running.	9.45.12 noon	Short Route March
	10.15.10.45 a.m.	Coy Drill.	2.0.2.30 p.m.	Musk. Rapid Loading
	10.45.11.0 a.m.	Lecture on Value of Information.	2.30.3.30 p.m.	Aiming & Firing
	11.0.11.30 a.m.	P.T. & B.F.		Recreational Training, Football Matches etc.
	11.30.12 noon.	Gas Drill.		
	2.0.2.30 p.m.	Musk. Rapid Loading, Aiming & Firing.		
	2.30.3.30 p.m.	Recreational Training, Football Matches etc.		

SATURDAY	9.30.9.45 a.m.	Inspection.	9.30.9.45 a.m.	Inspection.
9th FEB.	9.45.10.15 a.m.	P.T. & B.F.	9.45.10.15 a.m.	P.T. & B.F.
	10.15.10.45 a.m.	Coy Drill.	10.15.10.45 a.m.	Coy Drill
	10.45.11.0 a.m.	Lecture on Communication.	10.45.11.0 a.m.	Lecture on Communications.
	11.0.11.30 a.m.	Lecture on Attack Formation & Prac. Demons.	11.0. 12 noon	Lecture on Attack Formation & Prac. Demonstration.
	Afternoon	Half Holiday.	Afternoon	Half Holiday.

(1). All work is to be prepared beforehand, in order that no time is wasted during parade hours. Brisk work is to be insisted upon.

(2).  
SPECIALISTS.

Lewis Gunners will train in the vicinity of Company parade grounds. Scouts and Observers will report to Lieut. Armstrong daily (Monday excepted). at D Coy's parade ground at 9.30 a.m. Lunch to be taken by B Coy.

(3). All available Battalion and Company Signallers will report to Lieut. McCartin at Billet 24 at 9.30 a.m. daily (Monday excepted).

(4). Snipers will be brigaded. For the present snipers will attend Company parades.

(5). N.C.O.'s Class will assemble at Battalion H.Q.'s at 10. a.m. Tuesday morning. Same personnel to be detailed as was in class at KORTEPYP CAMP (Details later).

(6).

BOMBING.

A Bombing Ground is situated near the mill in "D" Coy's area

(7).

RIFLE RANGES.

A Rifle Range is situated in "B" Coy's Area.

A Lewis Gun Range is situated 300 yards on right side of SELLES-BRUNEMBERT Road.

(8). During Monday Specialist Officers will organise and prepare for specialist training to commence on Tuesday morning.

-----

SYLLABUS OF TRAINING

FOR WEEK ENDING 9.2.18.

Head 30

Date.	Time	"A" Coy.	"B" Coy.	"C" Coy.	"D" Coy.
4.2.18	9.30 a.m. to	Bayonet	Physical	Platoon	Platoon
	10.15 a.m.	Fighting	Training	Drill	Drill
	10.15 a.m. to	Musketry	Musketry	Musketry	Musketry
	10.45 a.m.				
	11.00 a.m. to	Physical	Bayonet	Bayonet	Bayonet
	11.30 a.m.	Training	Fighting	Fighting	Fighting
	11.30 a.m. to	Rifle	Rifle	Rifle	Rifle
	11.45 a.m.	Exercises	Exercises	Exercises	Exercises
5.2.18	9.30 a.m. to	Platoon	Platoon	Bayonet	Physical
	10.15 a.m.	Drill	Drill	Fighting	Training
	10.15 a.m. to	Musketry	Musketry	Musketry	Musketry
	10.45 a.m.				
	11.00 a.m. to	Bayonet	Bayonet	Physical	Bayonet
	11.30 a.m.	Fighting	Fighting	Training	Fighting
	11.30 a.m. to	Rifle	Rifle	Rifle	Rifle
	11.45 a.m.	Exercises	Exercises	Exercises	Exercises
6.2.18	9.30 a.m. to	Bayonet	Physical	Platoon	Platoon
	10.15 a.m.	Fighting	Training	Drill	Drill
	10.15 a.m. to	Musketry	Musketry	Musketry	Musketry
	10.45 a.m.				
	11.00 a.m. to	Guards &	Guards &	Guards &	Guards &
	11.30 a.m.	Sentries	Sentries	Sentries	Sentries
	11.30 a.m. to	Rifle	Rifle	Rifle	Rifle
	11.45 a.m.	Exercises	Exercises	Exercises	Exercises
7.2.18	9.30 a.m. to	Platoon	Platoon	Bayonet	Physical
	10.15 a.m.	Drill	Drill	Fighting	Training
	10.15 a.m. to	Musketry	Musketry	Musketry	Musketry
	10.45 a.m.				
	11.00 a.m. to	Bayonet	Bayonet	Physical	Bayonet
	11.30 a.m.	Fighting	Fighting	Training	Fighting
	11.30 a.m. to	Rifle	Rifle	Rifle	Rifle
	11.45 a.m.	Exercises	Exercises	Exercises	Exercises
8.2.18	9.30 a.m. to	Gas	Gas	Gas	Gas
	10.15 a.m.	Drill	Drill	Drill	Drill
	10.15 a.m. to	Physical	Physical	Physical	Physical
	10.45 a.m.	Training	Training	Training	Training
	11.00 a.m. to	Route	Route	Route	Route
	11.45 a.m.	March	March	March	March
			(in Half-Battalion)	(in Half-Battalion)	
9.2.18 (Sat.)	9.30 a.m. to 11.45 a.m.		Extended Order	Artillery Formation	

NOTES

- 1.- Coy. Commanders will adhere to a physical Training Table while on Parade. No organised Games to be permitted.
- 2.- Musketry Table - as per attached appendix.

End February, 1918.

*H. Addell* Lieut.  
Adjutant, 23rd Battalion.

APPENDIX  
APPENDIX 8APPENDIX  
MUSKETRY TABLE

	<u>HARD</u>	<u>EASY</u>
<u>MONDAY.</u>	Firing Positions	Care of Arms
<u>TUESDAY.</u>	Bolt Drill	Trigger Pressing
<u>WEDNESDAY.</u>	Rapid Loading	Visual Training
<u>THURSDAY.</u>	Rapid Firing	Judging Distance

1. INSTRUCTORS.  
Bombing.- Lieut. C.B. Hislop.  
No. 591 Sgt. W.J.B. Blake.  
Lewis Guns.- Lieut. H. Dodgshun.  
No. 2009 Sgt. T.S. Heath.  
SCHOOL S.M.- W.O. G. WILBY.
2. DURATION OF COURSE.-  
Each Course in Bombing and Lewis Gunnery will be for four (4) successive days.
3. TRAINING.-  
The instruction of the first two days of the Course will be elementary.  
The third and fourth days practical, and tactical training; co-operation of Bombing and the use of Lewis Guns being used.
4. PARADE HOURS.-  
9.30 a.m. to 12 NOON.  
1.30 p.m. to 3 p.m. (Recreational Training with Coys.)  
School to be formed up and dismissed at 11.50 a.m.
5. PARADE.-  
Students will parade at 9.20 a.m. daily under the School S.M., and will in turn be handed over to Senior Officer.
6. NOMINAL ROLL.-  
The School S.M. will have a complete Nominal Roll of all students, and roll will be called on each Parade.
7. DUTIES.-  
Students attending this school must not be detailed for any duty that will hinder their attendance at the School.

-----000-----

End February, 1918.

*W. Adder* Lieut.  
A/Adjutant, 23rd Battalion.

Bgade.

APPENDIX 8

ORDERS FOR BATTALION SIGNAL SCHOOL

- 1.- INSTRUCTORS.           Lieut. J.A. WILTSHIRE.  
                                  No. 5996 Cpl. D. WHELAN.
- 2.- DURATION OF COURSE.       The Course in signalling will be three weeks.
- 3.- TRAINING.             1st Week.-    Elementary.  
                                  2nd "    .-    "            and Electrical.  
                                  3rd "    .-    Practical and Examination.
- 4.- PARADES.             All Students to parade at No. 49 Billet at 9.15 a.m.  
                                  The School will be formed up and dismissed at 11.50 a.m.
- 5.- NOMINAL ROLLS.       The Asst. Instructor will have a complete Nominal Roll of all Students.    The roll will be called on each parade.
- 6.- DUTIES.             Students attending this school must not be detailed for any duty that will hinder their attendance at the school.

  
 Lieut.  
 A/Adjutant, 23rd Battalion.

3rd February, 1918.

APPENDIX 8

23rd Battalion - 6th Infantry Brigade.  
-----

AMENDED SYLLABUS OF TRAINING FOR WEEK ENDING 9.2.18.

*6th Inf Bde.*

23<sup>RD</sup>  
AUSTRALIAN  
INFANTRY BATTALION.  
No. *130/13*  
Date *8/2/18*

FRIDAY. 8.2.18.

9.30 a.m. to 10.30 a.m. Gas Drill.  
10.45 a.m. to 11.45 a.m. Route March.

DETAIL OF GAS DRILL.-

- 10 Minutes Inspection .
- 30 Minutes practice in games with Mask on continuously.
- 5 Minutes treatment with Anti-dimming.
- 15 Minutes Lecturette.

7th February, 1918.

*Hadden* Lieut.  
Adjutant, 23rd Battalion.

APPENDIX 8

AUSTRALIAN IMPERIAL FORCE

23rd Battalion - 6th Infantry Brigade.  
-----

6th Infantry Brigade,

23<sup>RD</sup>  
AUSTRALIAN  
INFANTRY BATTALION.  
No. *118/13*  
Date *8/2/18*

Herewith in triplicate proposed Syllabus of Training for week ending 9.2.18; also Orders for Battalion School.

3rd February, 1918.

*Brayner* Lt.-Col.  
Commanding, 23rd Battalion.

# 24<sup>th</sup> Australian Infantry Battalion.

## Training Syllabus for week ending 10<sup>th</sup> Feb. '18.

Bn. Major. LOTTINGHEN.

Date	Hours	Training.	Remarks.
Monday.	9-15 a.m.	Close order drill & Gas drill, Bayonet	Each Coy. will organise a Coy.
	12-15 p.m.	Fighting & Physical Training - Musketry	N.C.O.'s class under a Coy. Officer.
4 <sup>th</sup> Feb.	2-3 p.m.	Specialist Training	Training will be of at least one
	3-4 p.m.	Organised Games	hour's duration daily. Musketry
Tuesday	9-15 a.m.	Platoon drill - Musketry -	will be progressive & on times laid
	12-15 p.m.	Short Route March - March discipline	down by Bn. M.O. for the training
5 <sup>th</sup> Feb.	2-3 p.m.	Specialist Training	of platoons in accordance with
	3-4 p.m.	Organised Games.	Div. scheme. Specialist training
Wednesday	9-15 a.m.	Platoon drill, Rifle exercises, Bayonet	of an afternoon will embody.
	12-15 p.m.	Fighting & Physical Training - Musketry	Bombing, Rifle Grenades, Lewis
6 <sup>th</sup> Feb.	2-3 p.m.	Specialist Training	Gun, Coy. Scouts & Sigs. training.
	3-4 p.m.	Organised Games	From 2-3 daily for first week
Thursday	9-15 a.m.	Company drill - Extended order	"A" & "B" boys will detail 12 privs.
	12-15 p.m.	drill - Musketry.	for special training as Lewis
7 <sup>th</sup> Feb.	2-3 p.m.	Specialist Training	Gunnery - "C" & "D" boys will do
	3-4 p.m.	Organised Games	likewise on 2 <sup>nd</sup> week. Coy. Scouts
Friday	9-15 a.m.	Platoon drill - Extended order	& Observers will report to B.O.R.
	12-15 p.m.	work - Musketry.	daily at 2 p.m.
8 <sup>th</sup> Feb.	2-3 p.m.	Company Route	R.S.M. Tonkin, Army Gym. Staff
	3-4 p.m.	March 4-6 miles	will be attached to each Coy.
Saturday	9-15 a.m.	Battalion Route	in turn for one day.
	12-15 p.m.	March 7-9 miles	Each Coy. will select one platoon
9 <sup>th</sup> Feb.	Afternoon	Football Matches.	for training as a raiding platoon.

M. No. 10. 10. 10. 10. 10. 10. 10. 10. 10. 10.

Appendix 8



Syllabus of Training

F. West Machine Gun Co

Week ending Sat 9 Oct. 1918.

A.M.

P.M.

	10 - 10.30	10.30. - 11.30	11.30. - 12.	12 - 2.	2 - 3.	3 - 4.
Monday	Squad Drill + Rifle Exercises	Open Drill	Stoppages	Lunch	Recreational Training	
Tuesday	Physical Training	Barrage Drill			Revolver Practice	Map Reading conventional signs
Wednesday	Squad Drill + Rifle Exercises	Stoppages	Gas Drill		Recreational Training	
Thursday	Physical Training	Barrage Drill			Stoppages	Map Reading Locating positions
Friday	Squad Drill + Rifle Exercises	Mechanism	Gas Drill		Revolver Practice	Use of Compass
Saturday	Physical Training	Barrage Drill				Half Holiday.

Robert Rae

Capt  
M.O.

APPENDIX 20

APPENDIX 8  
 MACHINE GUN COY.,  
 2nd AUSTRALIAN DIV.  
 No. ....  
 Date 8/2/18

Maps  
 C.A.G. Brigade

Reply

to your B.M. 251

Syllabus of Training has  
 been amended as follows.  
 On Thursday from 2-3 pm  
 for "Stoppages" Read "Gas Drill"  
 On Friday for "use of Compass"  
 from 3-4 pm Read "Gas  
 Drill" and substitute use of  
 Compass for time allotted  
 for Gas Drill 11-12 noon

B. R. R. C.

6th  
 AUSTRALIAN  
 INFANTRY BRIGADE.  
 No. 4878  
 Date

6TH AUSTRALIAN  
LIGHT TRENCH  
MORTAR BATTERY.

No. 4/2/18  
Date

# Syllabus of Training

APPENDIX

Commencing 14<sup>th</sup> Feby 18

	9.30 - 10.0	10.0 - 10.30	10.30 10.45	10.45 - 11.30	2.0 - 3.0		
Monday	Short Sharp March	Gas Drill	Smoke - PK	Rifle Exercises Squad Drill	Gun Drill	Recreational Training	
Tuesday	Physical Exercise	Bayonet Fighting		Squad Drill Musketry	Summer	Route March	
Wednesday	Short Sharp March	Gas Drill		Rifle Exercises Squad Drill		Gun Drill	Recreational Training
Thursday	Physical Exercises	Bayonet Fighting		Squad Drill Musketry		Route March	
Friday	Short Sharp March	Gas Drill		Rifle Exercises Squad Drill		Gun Drill	Recreational Training
Saturday	Physical Exercises	Bayonet Fighting		Cleaning Guns and parts.		Football Match.	

J. W. Hogg Capt.  
O.C. 6<sup>th</sup> Aust L T M Bty

Parade Ground  
C. No. Central

# Syllabus of Training

APPENDIX

For week ending  
11. 2. 1918

	A.M. 9-10	10-10-30	10-30-10-45	10-45-12	P.M. 12-2	2-3	3-4
Monday	Physical Exercises	Gas Drill	Smoke	Squad Drill & Musketry	Dinner	Gun Drill	Recreational Training.
Tuesday	Physical Exercises	Bayonet Fighting	do.	Rifle Exer. Squad Drill	do.	Route March	
Wednesday	Physical Exercises	Gas Drill	do.	Signalling Squad Drill	do.	Blind Firing.	
Thursday	Physical Exercises	Bayonet Fighting	do.	Squad Drill & Musketry	do.	Gun Drill	Recreational Training.
Friday	Physical Exercises	Gas Drill	do.	Lectures	do.	Route March.	
Saturday	Physical Exercises.	Bayonet Fighting	do.	Cleaning & care of Guns	do.	Football Match	



HM

P. W. Hogg Capt.  
Lt. A.L.T.M. Bty.

Appendix 858

APPENDIX 8

6th AUSTRALIAN INFANTRY BRIGADE  
=====

Brigade Headquarters  
9th Feb., 1918.

Headquarters

2nd Aust. Divn.

Herewith Training Programmes for week ending  
16th February 1918.

*A. A. Sierwine* Lieut.-Colonel,  
Commanding (tempy.) 6th Aust. Infantry Brigade

*copy.*

A U S T R A L I A N I M P E R I A L F O R C E .

APPENDIX *80*

Copy No. \_\_\_\_\_

SYLLABUS OF TRAINING FOR WEEK ENDING 16th FEBRUARY 1918.

21st Battalion A.I.F.

Date.	9.30-9.45 a.m.	9.45-10.25 a.m.	10.25-10.35.	10.35 - 11.30 a.m.	2 p.m. - 4 p.m.	Localities of Training
Mon.11th.	Roll Call, Inspection.	Company Drill.	Smoke.	Judging Distances & Description of Targets.	Organised Games.	
Tues.12th.	Roll Call, Inspection.	Physical Tng, Bayonet Fighting.	Smoke.	Gas Drill & Inspection of Apparatus.	Organised Games.	A Coy - FROMENTAL.
Wed.13th.	Roll Call, Inspection.	Company Drill.	Smoke.	Physical Training, Bayonet Fighting.	Inter-Coy Football.	B Coy - HARLETTES.
Thurs.14th.	Roll Call, Inspection.	Triangle of Error, Use of Cover.	Smoke.	Practice for Platoon Competitions.	Organised Games.	C Coy - HARLETTES.
Frid.15th.	Roll Call, Inspection.	Gas Drill & Inspection of Apparatus.	Smoke.	Rifle Exercises, Platoon Drill.	Organised Games.	D Coy - BULESCAMP.
Sat.16th.	Roll Call, Inspection.	Battalion Drill.			Inter-Coy Football.	

- N.B.1. Specialists to report for training, after inspection each morning, under the arrangements of their respective Officers.
2. 1 Platoon per Company will carry out  $\frac{1}{2}$  hours bombing practice daily.
  3. One Company per day will be on the Rifle Range in the following order - A, B, C, D.
  4. Each Platoon will carry out half an hour Rapid Loading every morning.
  5. N.S.W. will take a class of N.C.O.s for instruction each morning at 8a Hrs.

Distribution.-

- 1/2. Brigades
- 3/8. Companies.
7. Hqs.
8. C.O.
9. File.
- 10/11. War Diary.



(Signed.) O.V. Hoad, Captain,  
Act. Adjutant,  
For C.O. 21st Battalion.

*Appendix 8. 60*

APPENDIX 8

22nd Battalion H.Q.

6th A.I.Bde.  
-----

TRAINING GROUNDS.

Ref. Sheet 6th Brigade Area 1/40,000 (Blue Print.  
Training Grounds for the 22nd Battalion are situated as

under:-

- "A" Coy. B.12.b.9.8.
- "B" Coy. B.13.a.2.3.
- "C" Coy. A.11.c.4.4.
- "D" Coy. A.12.a.9.9.

Battn. School of Instruction. B. 1.a.9.3.

Musketry Ranges ( B.1.a.8.2.  
( A.18.b.3.2.

Bombing Ground A.6.0.01

-----

SYLLABUS OF TRAINING FOR WEEK ENDING SATURDAY FEB.16th 1918

DATE	TIME	"A" Coy	TIME	"B" Coy.
MONDAY	9.15.9.30am	Inspection	9.15.9.30a.m.	Inspection
11 FEB	9.30.12.15pm	Musk, Gas, P.T. & 1 Platoon SELLES B.F. Range.	9.30.12.15 p.m.	Musk, Gas, P.T & B.F Practice Platoon for Musketry Competition
	1.30.3.30pm	1 Platoon on SELLES range. Musk, Semaphore, Rifle Exercises, Guards & organised Bombing	1.30.3.30pm	1 Platoon on SELLES Rifle range. Muskety, Semaphore, Rifle Exercises, Guards & organised Bombing.
TUESDAY	9.15.9.30am	Inspection	9.15.9.30 a.m.	Inspection
12 FEB	9.30.12.15pm	2 Platoons, Live Bombing, Muskety, E.O.D. P.T & B.F. Practice Platoon for Muskety. Competitions.	9.30.12.15pm	Musketry, E.O.D. Forming up on J.O.T. Attack Formation Waves
	1.30.3.30pm	2 Platoons Live Bombing, Muskety, E.O.D. P.T. & B.F.	1.30.3.30 p.m.	Recreational Training "Apart from Schools of Instructions all Specialists to parade with "B" Coy
WEDNESDAY	9.15.9.30am	Inspection	9.15.9.30 a.m.	Inspection
13 FEB	9.30.12.15pm	1 Platoon on SELLES Range, Musketry, Gas, P.T & B.F. Platoon Drill.	9.30.12.15 pm	Musketry, Gas, P.T & B.F Platoon Drill
	Afternoon	SPORTS-Football Matches etc.	Afternoon	SPORTS - Football Matches etc.
THURSDAY	9.15.9.30am	Inspection	9.15.9.30 a.m.	Inspection
14 FEB.	9.30.12.15pm	Musketry, E.O.D. Forming up on J.O.T Attack Formation Waves	9.30.12.15 p.m.	2 Platoons Live Bombing Platoon Drill, P.T & B.F Rifle Exercises
	1.30.3.30pm	Recreational Training "Apart from Schools of Instructions all Specialists to parade with "A" Coy.	1.30.3.30pm	2 Platoons Live Bombing Musk, Platoon Drill P.T & B.F. Rifle Exer.
FRIDAY	9.15.9.30am	Inspection	9.15.9.30am	Inspection
15 FEB.	9.30.12.15pm	2 Plat. Musk? Compet. Practice Musk, Platoon Drill Guards, P.T & B.F.	9.30.12.15pm	Musk. Platoon Drill, Assault Course, Raiding Platoon
	1.30.3.30pm	2 Plat. Musk. Compet. Practice, Musk, Platoon Drill Guards, P.T & B.F.	1.30.3.30pm	Coy organised Raiding Attack Coy Drill
SATURDAY	9.15.9.30am	Inspection	9.15.9.30 a.m.	Inspection.
16 FEB.	9.30.12.15pm	Battalieu Muster Parade on Parade Ground on SELLES BRUNENBERT Road.	9.30.12.15pm	Battalieu Muster Parade on Parade Ground on SELLES-BRUNENBERT Road
	Afternoon	Half Holiday	Afternoon	Half Holiday

NOTES:- Coys. to prepare a Syllabus on "Bull Ring" System before noon on Saturday 9th instant.  
 Specialist Training to continue as at present with the exception that a class for Lewis Gunners (excluding No.1 & 2) will assemble on Monday morning.  
 During wet weather training work will be carried out in billets. Short lectures should be given by specialists and officers recently returned from Schools.



APPENDIX 8 63

SYLLABUS OF TRAINING FOR WEEK ENDING SATURDAY FEB.16th 1918

DATE	TIME	"C" Coy.	TIME	"D" Coy.
<b>MONDAY 9.15.9.30am Inspection</b>				
11 FEB	9.30.12.15pm	Musk.E.O.D. Forming up on J.O.T.Attack Formation Waves	9.30.12.15pm	2 Platoens Live Bombing Musk, P.T & B.F., Gas, Practice Platoon for Musketry Competition.
	1.30.3.30pm	Recreational Training. "Apart from Schools of Instruction all Specialists to parade with "C" Coy	1.30.3.30pm	2 Platoens Live Bombing Musk,P.T.& B.F.Gas, Pract.Platoon for Musketry Competition.
<b>TUESDAY 9.15.9.30am Inspection</b>				
12 FEB	9.30.12.15pm	1 Platoon Rifle Range, Musketry, E.O.D. P.T & B.F. Gas, Practice Platoon for Musk.Competition	9.30.12.15pm	1 Platoon on SELLES Range Musketry, E.O.D. P.T & B.F. Gas. Practice Platoon for Musket- ry Competition.
	1.30.3.30pm	1 Platoon on Rifle Range, Musk,E.O.D. P.T & B.F	1.30.3.30pm	1 Platoon on SELLES Range Musk. E.O.D. P.T & B.F.
<b>WEDNESDAY 9.15.9.30am Inspection</b>				
13 FEB	9.30.12.15pm	1 Platoon Rifle Range. Musk, Gas,P.T & B.F Platoon Drill.	9.30.12.15pm	Inspection. Musketry, Gas,P.T.& B.F Platoon Drill.
	Afternoon	SPORTS-Football Matches etc.	Afternoon	SPORTS -Football Matches etc.
<b>THURSDAY 9.15.9.30am Inspection</b>				
14 FEB.	9.30.12.15pm	Musk,Platoon Drill, Assault Course, Raiding Platoon.	9.30.12.15pm	2 Platoens Musk.Compet Practice, Musky,Platoon Drill, Gas,P.T & B.F.
	1.30.3.30pm	Coy.organised Bombing Attack. Coy Drill.	1.30.3.30pm	2 Platoens Musk.Compet Practice? Musk,Platoon Drill, Gas,P.T% & B.F.
<b>FRIDAY 9.15.9.30am Inspection</b>				
15 FEB.	9.30.12.15pm	Live Bombing (2 Platoens) Musk,Platoon Drill, P.T & B.F. Rifle Exercices.	9.30.12.15pm	Inspection. Musk,E.O.D. Forming up on J.O.T Attack Formation Waves.
	1.30.3.30pm	2 Platoens Live Bombing, Musk,Platoon Drill, P.T & B.F Rifle Exer.	1.30.3.30pm	Recreational Training "Apart from Schools of Instructio all Specialists to parade with "D" Coy."
<b>SATURDAY 9.15.9.30am Inspection</b>				
16th FEB	9.30.12.15pm	Battn.Muster Parade on Parade Ground on SELLES-BRUNENBERT ROAD	9.15.9.30 a.m. 9.30.12.15pm	Inspection Battn.Muster Parade on Parade Ground on SELLES-BRUNENBERT Rd
	Afternoon	Half Holiday	Afternoon	Half Holiday

**NOTES:-** Coys to prepare a Syllabus on "Bull Ring" System before noon on Saturday 9th instant.  
Specialist Training to continue as at present with the exception that a class for Lewis Gunners(excluding No.1 & 2) will assemble on Monday morning.  
During wet weather training work will be carried out in Billets. Short lectures should be given by specialists and officers recently returned from Schools.

90

## 23rd Battalion - 5th Infantry Brigade.

APPENDIX 864

SYLLABUS OF TRAINING - FOR WEEK ENDING 16.2.18.

Date	Time.	"A" Coy.	"B" Coy.	"C" Coy.	"D" Coy.
11.2.18	9.30 a.m. to	Bayonet	Bayonet	Musketry	Marking
	10.15 a.m.	Fighting	Fighting	on	on
	10.15 a.m. to	Musketry	Musketry	4th	4th
	10.45 a.m.			Army	Army
	11.00 a.m. to	Physical	Physical	Range.	Range.
	11.30 a.m.	Training	Training		
	11.30 a.m. to	Rifle	Rifle		
11.45 a.m.	Exercises	Exercises			
12.2.18	9.30 a.m. to	Platoon	Platoon		
	10.15 a.m.	Drill	Drill		
	10.15 a.m. to	Musketry	Musketry	Marking	Musketry
	10.45 a.m.			on	on
	11.00 a.m. to	Guards &	Guards &	4th	4th
	11.30 a.m.	Sentries	Sentries	Army	Army
	11.30 a.m. to	Rifle	Rifle	Range.	Range.
11.45 a.m.	Exercises	Exercises			
13.2.18	9.30 a.m. to			Bayonet	Bayonet
	10.15 a.m.			Fighting	Fighting
	10.15 a.m. to	Musketry	Marking	Musketry	Musketry
	10.45 a.m.	on	on		
	11.00 a.m. to	4th	4th	Physical	Physical
	11.30 a.m.	Army	Army	Training	Training
	11.30 a.m. to	Range.	Range.	Rifle	Rifle
11.45 a.m.			Exercises	Exercises	
14.2.18	9.30 a.m. to			Coy.	Coy.
	10.15 a.m.			Drill	Drill
	10.15 a.m. to	Marking	Musketry	Musketry	Musketry
	10.45 a.m.	on	on		
	11.00 a.m. to	4th	4th	Guards &	Guards &
	11.30 a.m.	Army	Army	Sentries	Sentries
	11.30 a.m. to	Range.	Range.	Rifle	Rifle
11.45 a.m.			Exercises	Exercises	
15.2.18	9.30 a.m. to	Gas	Gas	Gas	Gas
	10.30 a.m.	Drill	Drill	Drill	Drill
	10.45 a.m. to	Route	Route	Route	Route
	11.45 a.m.	March	March	March	March
		(In Half-Battalion)	(In Half-Battalion)		
ALL Details not fired Musketry Course to report to Range at 9.30 a.m.					
16.2.18	9.30 a.m. to	OPEN ORDER SCHEMES			
	11.45 a.m.				

NOTES.-

- 1.- Coy. Commanders will adhere to a Physical Training Table while on Parade. No Organised Games to be permitted.

*A. Addick*

Lieut.  
Adjutant, 23rd Battalion.

9th February, 1918.

APPENDIX 8

90

24<sup>th</sup> Australian Infantry Battalion.

Synopsis of Training for week ending 17<sup>th</sup> Feb. 1918

Br. Lsgs. LOTTINGHEM.

Date	Hours	Training.	Remarks.
Monday 12 <sup>th</sup> Feb.	9-15 a.m.	Physical Training Close Order Drill.	(a) N.C.O.'s class will continue
	12-15 p.m.	Bayonet Fighting Musketry.	
	2-3 p.m.	Specialist Training	
	3-4 p.m.	Organised Games	
Tuesday 13 <sup>th</sup> Feb.	9-15 a.m.	Physical Training Close Order Drill.	(b) Specialist training in afternoons will embrace Bombing Rifle Grenades, Lewis Gun, Coy. Scouts and Sigs. Training.
	12-15 p.m.	Bayonet Fighting Musketry.	
	2-3 p.m.	Specialist Training	
	3-4 p.m.	Organised Games.	
Wednesday 14 <sup>th</sup> Feb.	9-15 a.m.	Physical Training, Platoon drill.	(c) A & B Coys. will each detail 4 men from each platoon for training in Lewis Gun from 2 p.m. to 4 p.m. daily.
	12-15 p.m.	Assault training Musketry.	
	2-3 p.m.	Company Route March	
	3-4 p.m.	6 miles - Drill order.	
Thursday 15 <sup>th</sup> Feb.	9-15 a.m.	Physical Training Platoon drill Extended	(d) Coy. Scouts & Observers will train in afternoons under Intelligence Officer
	12-15 p.m.	order drill Assault Training Musketry.	
	2-3 p.m.	Specialist Training.	
	3-4 p.m.	Organised Games.	
Friday 16 <sup>th</sup> Feb.	9-15 a.m.	Physical Training Company drill Extended	(e) G.S.M. Tomlin, Army Gymnastic Staff, will be attached to each Coy. in turn for one day, when available
	12-15 p.m.	order drill Assault Training Musketry.	
	2-3 p.m.	Specialist Training.	
	3-4 p.m.	Organised Games.	
Saturday 17 <sup>th</sup> Feb.	9-15 a.m.	Battalion Route March	
	12-15 p.m.	7-9 miles - Drill order.	
	afternoon	Football Matches.	

9<sup>th</sup> Feb 1918

W. B. James, Lt. Col  
6024 Battalion AIF

Appendix 8

# Syllabus of Training

6<sup>th</sup> A.I. Snipers.

Week ending 16/2/18.

Monday. Morn. Map Reading.  
 Practical examples of field sketching  
Aft. Principles of optical instruments.

Tuesday. Morn. Map reading  
 Messages & Reports.  
Aft. Machinery. Action or mechanism of  
 rifle.

Wed. Morn. Judging distance  
Aft. Range charts.

Thurs. Morn. Map reading.  
 Comps & direct  
Aft. Standard tests.  
 Trigger pressing + Muscle memory.

Friday. Morn. Principles & use of telescope  
 & field glasses  
Aft. Organization of Intelligence.  
 Duties of snipers re Intelligence.

Saturday. Morn. Discussion of various kinds of  
 cover.  
 Practical examples.

J. H. Lear, Lieut  
 24<sup>th</sup> Coy. A.I.  
 2/0 Snipers

# Syllabus of Training

APPENDIX

6<sup>th</sup> Aus Machine Gun Coy

Parade Grounds: General Work c 15 d 6 1/4  
 Range .. c 16 h 2 7

For Week ending 16-2-18

Day	9-9:30	9:30-10	10-11	11-12	12-2	2-3	3-4
	Rifle Excs.						
Monday	Squad Drill	Mechanism	Barrage Drill		Lunch		Recreational Training
	Physical	Practical Stoppages at Range					
		to 1. 2 Lectures.					
		Remainder					
Tuesday	Training	Stoppages	Bombing	Gas Drill	do		Short Route March
	Squad Drill						
Wednesday	Rifle Excs	Mechanism	Barrage Drill		do		Recreational Training
	Physical	to 3-4 Lec. Practical Stoppages					
		at Range Remainder					
Thursday	Training	Stoppages	Bombing		do		Short Route March
	Squad Drill						
Friday	Rifle Excs	Stripping	Gun Drill	Company Drill	do		Recreational Training
	Physical						
Saturday	Training	Stoppages	Barrage Drill		do		Half Holiday

Appendix 8

Wongus, R. W. L. 5  
 22/1/18

M

90

68

APPENDIX 8

22nd Battalion H.Q.

6th A.I. BDE.  
-----

SYLLABUS OF TRAINING.

Herewith please 2 copies of Amended Syllabus  
of Training for week ending 23/2/18.

Syllabus issued on 16/2/18 is cancelled as  
from to-day.

<p>22ND AUSTRALIAN 19/2/18. BATTN.</p> <p>No.....</p> <p>Date.....</p>
--

*Adams*  
Lieut-Colonel,  
C.O. 22nd Battalion A.I.F.

A U S T R A L I A N   I M P E R I A L   F O R C E.  
 @@@@@@@@@@@@@@@@@@

APPENDIX *80*

21st Battalion A.I.F.

Copy No. 1

SYLLABUS OF TRAINING FOR WEEK ENDING 23rd FEBRUARY 1918.

DATE.	9.30 - 9.45 a.m.	9.45 - 10.25.	10.25 - 10.35.	10.35 - 11.30.	2 p.m.- 4 p.m.	Localities of Training.
Mon.18th.	Inspection, Roll Call.	Fire Orders, Description of Targets.	Smoke-o.	Company Drill.	Organised Games.	A Coy - FROMNTEL.
Tues.19th.	Inspection, Roll Call.	Platoon in Attack.	Smoke-o.	Gas Drill, Inspect- ion of Apparatus.	Organised Games.	B Coy - HARLETTES.
Wed.20th.	Inspection, Roll Call.	Rifle Exercises Platoon Drill.	Smoke-o.	Physical Training, Bayonet Fighting.	Inter-Company Football.	C Coy - HARLETTES.
Thurs.21st.	Inspection, Roll Call.	Platoon in Attack.	Smoke-o.	Use of Ground.	Organised Games.	D Coy - BULESCAMP.
Frid.22nd.	Inspection, Roll Call.	Inter-Company Platoon Competition.			Organised Games.	Hqrs - Opposite Bn Hqrs, FROMNTEL.
Sat.23rd.	Inspection, Roll Call.	Battalion Drill.			Inter-Company Football.	

- N.B.1. One Company per day will be on the Rifle Range.  
 2. Each Platoon will carry out half an hour Rapid Loading every morning.  
 3. The Armourer will inspect the Battalion Rifles during the week.

DISTRIBUTION.-

1. Brigade.
2. Brigade.
3. A Company.
4. B Company.
5. C Company.
6. D Company.
7. Headquarters.
8. C.O.
9. File.
10. War Diary.
11. War Diary.

(Signed.) O.V. ROAD, Captain,  
 Acting Adjutant,  
 For C.O. 21st Battalion A.I.F.

Appendix 8  
69

AMENDED SYLLABUS OF TRAINING FOR WEEK ENDING 23rd FEBRY. 1918.  
 (Syllabus of Training issued with B.R.Os of 17/2/18  
 is cancelled).

APPENDIX  
8

DATE.	TIME	"A" COY.	"B" COY.
THURS. 21 FEB.	9.15.12.15pm	Artillery Formations Battn. Parade Ground, Dress-Hats, Battle Order.	Organ. Bombing Attack on Btn. Bombing Ground. Dress, Battle Order, Steel Helmets.
	1.30.3.30pm	Gas. Platoon Drill & Training of Raiding Platoon on "A" Coy Football Ground.	Artillery Formations on Btn. Parade Ground. Dress-Battle Order, Steel Helmets.
FRIDAY 22 FEB.	9.15.12.15pm	Kit Inspection, Coy Drill Coy at O.C.'s disposal	Kit inspection, Coy drill, Coy at O.C.'s disposal.
	1.30.3.30pm	FOOTBALL MATCH - Coy will parade & march to football ground before 2 pm. Dress- Drill order, Greatcoats.	FOOTBALL MATCH - Coy will parade & march to football ground before 2 p.m. Dress-Drill Order Greatcoats.
SATURDAY 23 FEB.	9.15.12.15pm	Organ. Bombing Attack on Bn. Bombing Ground. Dress - Steel Helmets, Battle Order.	Training of Raiding Platoon, Gas & Platoon Drill on Coy Parade Ground
	Afternoon	Half Holiday	Half Holiday.
		"C" COY.	"D" COY.
THUR 21 FEB	9.15.12.15pm	Musk. at LOTTINGHEM RANGE (Whole Day) Dress-Hats, Battle Order.	Artillery Formations on Btn. Parade Ground, DRESS-Hats, Battle Order.
	1.30.3.30pm		Organ. Bombing Attack on Btn. Bombing Ground, DRESS-Battle O Order, Steel Helmets.
Y FRIDAY 22 FEB.	9.15.12.15pm	As for "A" Coy.	As for "A" Coy.
	1.30. 3.30pm	As for "A" Coy.	As for "A" Coy
SATUR 23 FEB.	9.15.12.15pm	Artillery Formations on "C" Coy Football Ground	MUSK. at LOTTINGHEM RANGE (Whole Day) DRESS, Hats, Battle Order.
	Afternoon	Half Holiday	

*Administrative  
Co. 22<sup>nd</sup> Battalion*

90 ✓  
  
*Appendix 8*  
70



SYLLABUS OF TRAINING - FOR WEEK ENDING 23.2.18.

Date.	Time.	"A" Coy.	"B" Coy.	"C" Coy.	"D" Coy.
18.2.18	9.30 a.m. to				Bayonet Fighting
	10.15 a.m.	Musketry	Musketry	Practice	Musketry
	10.15 a.m. to	on	on	A.R.A.	
	10.45 a.m.	Battalion	Battalion	Competit-	
	11.00 a.m. to	Minature	MINATURE	ion on	Physical Training
	11.30 a.m.	Range	Range	Battalion	Rifle
	11.30 a.m. to			Parade	Exercises
	11.45 a.m.			Ground	
19.2.18	9.30 a.m. to	Practice	Bayonet Fighting	Musketry	Musketry
	10.15 a.m.	A.R.A.		on	on
	10.15 a.m. to	Competit-	Musketry	Battalion	Battalion
	10.45 a.m.	ion		MINATURE	MINATURE
	11.00 a.m. to	on	Physical Training	Range	Range
	11.30 a.m.	Battalion	Rifle		
	11.30 a.m. to	Parade	Exercises		
	11.45 a.m.	Ground			
20.2.18	9.30 a.m. to			Bayonet Fighting	Practice
	10.15 a.m.	Musketry	Musketry	on	A.R.A.
	10.15 a.m. to	on	on	Musketry	Competit-
	10.45 a.m.	Battalion	Battalion		ion
	11.00 a.m. to	MINATURE	MINATURE	Physical Training	on
	11.30 a.m.	Range	Range	Rifle	Battalion
	11.30 a.m. to			Exercises	Parade
	11.45 a.m.				Ground
21.2.18	9.30 a.m. to	Bayonet Fighting	Practice	Musketry	Musketry
	10.15 a.m.		A.R.A.	on	on
	10.15 a.m. to	Musketry	Competition	Battalion	Battalion
	10.45 a.m.	on	on	MINATURE	MINATURE
	11.00 a.m. to	Physical Training	Battalion	Range	Range
	11.30 a.m.	Rifle	Parade		
	11.30 a.m. to	Exercises	Ground		
	11.45 a.m.				
22.2.18	9.30 a.m. to	Inspection	Inspection	Inspection	Inspection
	10.30 a.m.	Anti-Gas Appliances	Anti-Gas Appliances	Anti-Gas Appliances	Anti-Gas Appliances
	10.45 a.m. to	Route	Route	Route	Route
	11.45 a.m.	March (Half-Battalion)	March (Half-Battalion)	March (Half-Battalion)	March (Half-Battalion)
23.2.18	9.30 a.m. to	S C H E M E S.			
	11.45 a.m.				

NOTES.

- 1.- All Ranks will attend the Musketry Course.  
Lewis Gunners to be handed over to Lieut. DODGSHUN to shoot on Lewis Gun Minature Range (Next to Rifle Range).
- 2.- LOCATION OF RANGES.- On Ground where the Bombing and Lewis Gun School was held last week.
- 3.- ROUTINE.- Coys. to be on the Range at 9.30 a.m. sharp.
- 4.- MARCH.- March Discipline to be observed to and from the Range.
- 5.- DRESS.- Drill Order.

-----oOo-----

*W. D. Smith* for Lieut.  
Adjutant, 23rd Battalion.

16th February, 1918.

90 72  
94th AUSTRALIAN INFANTRY BATTALION. APPENDIX 8

NOTES ON SYLLABUS.

The progressive Syllabus of Training herewith makes provision for three weeks of training or 15 working days.

Every Saturday morning will be devoted to a Battalion Route March.

Company Commanders are responsible for the efficient training of all specialists, and Specialist Officers will assist.

Times laid down will be strictly adhered to, and training will be intensive.

No time to be wasted in changing over.

A Special Syllabus for Physical Training will be issued later.

Thorough knowledge of, and preparation for, the next day's work is essential, and O's C. Companies will see that all N.C.O's are instructed in the scope of the following day's work.

The period allotted for recreational training will be devoted to games and the deciding of platoon championships. Some definite competition, in which all will participate, will be decided each day.

-----  
T I M E T A B L E.  
-----

9.00 a.m.	FALL IN.
9.15 - 9.25 a.m.	Inspection of platoons.
9.25 - 9.40 a.m.	Gas drills and Lectures.
9.40 - 10.00 a.m.	Physical Training.
10.00 - 10.45 a.m.	Drill.
10.45 - 11.00 a.m.	Rest.
11.00 - 11.30 a.m.	Bayonet Fighting.
11.30 - 12.15 p.m.	Musketry.
2.00 - 3.00 p.m.	Specialist Training.
3.00 - 4.00 p.m.	Recreational Training.

-----

G A S    T R A I N I N G.Ref. S.S. 103. 535. 534.

- 1st day.    Inspection of Small Box Respirator.  
Arrangements to be made for all details not on parade.
- 2nd day.    Practices A., B., & C. (S.S. 534.)
- 3rd day.    LECTURE. S.B.R. its mechanism, effects of water on  
the chemicals in the container; how to in-  
spect it (S.S. 535.); its reliability in  
stopping all gases and smoke.
- 4th day.    Practices D., E., & F. (S.S. 534.)
- 5th day.    LECTURE. How to tell a gas cloud attack, gas shell  
attack and gas projector attack.
- 6th day.    Practices G. and H. (S.S. 534.)
- 7th day.    LECTURES. Action to be taken during a gas attack by  
men in the front line, and in rest, trans-  
port, carrying and working parties.
- 8th day.    Practices A., B., & C.
- 9th day.    LECTURE. Instructions to a sentry on  
                  (a) Strombus horn.  
                  (b) Other Alarms.  
All sentries are also gas sentries.
- 10th day.    Practices D., E. & F.
- 11th day.    LECTURE. The effects on a man and his weapons of  
Mustard Gas, Sneezing Gas, Tear Gas, Chlorine,  
Phosgene and other asphyxiating gases.
- 12th day.    Practices G. and H.
- 13th day.    LECTURE. Action to be taken towards the end of a Gas  
attack, when gases have apparently dispersed.  
  
                  (a) Method of testing air.  
                  (b) Clearing unprotected dugouts etc.  
                  (c) Filling in gas shell holes.
- 14th day.    Recapitulation of drills.
- 15th day.    Close order drill with the Small Box Respirator.  
  
                  (a) The men in every billet will have one night gas alarm  
with "puff balls" in the second week of training.  
                  (b) All ranks will be put through gas at HARLETTES.  
                  (c) Officers will carry out all drills with men and must  
                  carry S.B.R. on parade.

D R I L L.

<u>1st day.</u>	Squad drill with intervals -	I.T. Sections 12-24 (inc.)
<u>2nd day.</u>	Squad drill in single rank.	I.T. Sections 27-35 (inc.)
<u>3rd day.</u>	Squad drill in two ranks.	I.T. Sections 36-46 (inc.)
<u>4th day.</u>	Squad drill with arms.	I.T. Sections 48-60 (inc.) ( 56 excluded)
	(a) By numbers.	
	(b) Counting.	
	(c) Judging the time.	
<u>5th day.</u>	Squad drill with arms. as above.	I.T. Sections 61-72 (inc.)
<u>6th day.</u>	Squad drill with arms. Revise.	I.T. Sections 73-74.
<u>7th day.</u>	Platoon drill. Sentry drill.	I.T. Sections 76-80 (inc.)
<u>8th day.</u>	General revision.	
<u>9th day.</u>	Company drill.	I.T. Sections 81-86 (inc.)
<u>10th day.</u>	Company drill.	I.T. Sections 87-89 (inc.)
<u>11th day.</u>	Company drill.	
<u>12th day.</u>	Extended order drill.	I.T. Sections 90-93 (inc.)
<u>13th day.</u>	Extended order drill.	I.T. Sections 94-96 (inc.)
<u>14th day.</u>	Advance in extended order with fire control orders.	
<u>15th day.</u>	Company drill. Advance in open order with passing of messages and fire control.	

=====

BAYONET SYLLABUS.

## APPENDIX 8

- 1st day. On Guard - High Port - Long Point -Left and Right Foot.  
Long Points -Advancing.  
Eye and brain practice -Repetition of above -Introducing  
Blob Stick. Dummy work.
- 2nd day. Right and left Parry, breast high-Right and left Parry,  
Low and High.  
Parry and point-with stick-High, low and breast high.  
Short point do. do.  
Parries from Jab position.  
Master and pupil work to be encouraged.
- 3rd day. Short point-Right and left. Short point - Advancing.  
Long Point -Stationary. Short Point - Advancing.  
Long Point and Short Point -Both Advancing.  
Eye and brain practice - Repitition of above -Introducing  
Blob Stick. Dummy work.
- 4th day. Jab-Stationary. Jab -Advancing. Short Point & Jab-Advancing  
Long, Short and Jab -Advancing. Short, Jab and Long- Advancing.  
Dummy work and Plenty Blob Stick.
- 5th day. Revise.
- 6th day. On Guard - High Port -Crossing over.  
Long Point - Left and Right - Stationary.  
Long Point - Left and Right - Advancing.  
Short Point - Left and Right - Stationary.  
Short Point - Left and Right - Advancing.  
Long and Short Point - Left and Right - Stationary.
- 7th day. Long and Short Ppoint - Left and Right - Advancing.  
Jab - Left and Right - Advancing.  
Short and Jab - Left and Right - Advancing.  
Long - Short and Jab - Left and Right - Advancing.  
Test all points with Blob Sticks,  
(1) Men in circle  
(2) Men in circle facing outwards.
- 8th day. Right Parry and Point from On Guard.  
Right Parry and Point from Short Point.  
Right Parry and Point from Jab.  
Note.- (1) All Parries on right side to finish in a  
Point - One movement.  
(2) All Parries to be made advancing.
- 9th day. Left Parry - from On Guard.; Left Parry - from Short Pointt;  
Left Parry - from Jab, to be followed up by Butt stroke to  
Jab and Point.  
Parrying in Jab position with Butt.  
Parrying, Sword Cut. Knockout method.
- 10th day. Recapitulation.

BAYONET SYLLABUS (Continued)COUNTER CHARGES.11th day.1. SINGLE RANK.

Inspect arms - Extend one pace - Fire Order - Advance (40 yards at trail -40 yards double at High Port -20 yards Charge at On Guard ) Total distance 100 yards -Point - Advance at On Guard - Halt - Fire Ord r.

2. TWO RANKS.

Repeat as No.1 with two ranks, 100 yards apart, charging through -Pointing at 10 Paces from charging section - Section Commander for each section.

12th day.

Repeat as No.2 with two or more waves - Section Commander to give fire order to whole Section.

Two ranks - one behind cover - Snapping practice - then Charge.

Note.- In all charges encourage men from ranks to act as N.C.O's.

13th day.BULLET PRACTICE IN THE OPEN.

1. Two ranks extended to one pace, facing inwards -6 paces apart - Fire orders - Testing aim - Aim at right eye of man opposite.

2. Same as 1. but with ranks - 20 to 30 paces apart - Call men out of ranks to give fire orders.

14th day.

3. Same as 2. but changing front.

At man on right-or- at man on left - Fire.

4. Two sections - one behind cover - Snapping practice - Finishing with a charge.

Note.- In all Bullet Practices encourage men from ranks to act as N.C.O. in charge.

15th day.

Recapitulate.

## APPENDIX 8

TRAINING SYLLABUS.SCOUTS AND OBSERVERS.

<u>1st day.</u>	MAPS.	Reading and setting.
<u>2nd day.</u>	MAPS.	Conventional Signs, Contours etc.
<u>3rd day.</u>	MAPS.	Simple Sketching.
<u>4th day.</u>	Prismatic Compass.	Explanation and how to use.
<u>5th day.</u>	do.	Practical use with Protractor.
<u>6th day.</u>	Organisation.	In Line by Intelligence Officer.
<u>7th day.</u>	Patrols.	Use of Ground. Theory.
<u>8th day.</u>		Use of Ground. Practical.
<u>9th day.</u>	Messages and Reports.	How to write.
<u>10th day.</u>	do.	Practical examples.
<u>11th day.</u>	Air Photos.	Value and elemental reading.
<u>12th day.</u>	do.	do.
<u>13th day.</u>	Identification.	Badges of Rank. Officers and N.C.O's.
<u>14th day.</u>	Information.	How it is used (by I.O.)
<u>15th day.</u>	do.	Intelligence reports.

-----

Maps and Air Photos will be supplied by Intelligence Of ficer  
on days required.

## APPENDIX 8

SYLLABUS OF TRAINING FOR SIGNALLERS.

<u>1st day.</u>	Buzzer Practice.
<u>2nd day.</u>	Buzzer. Sending and receiving messages over telephone.
<u>3rd day.</u>	Lucas Lamp.
<u>4th day.</u>	Training of Linesmen.
<u>5th day.</u>	Buzzer Practice.
<u>6th day.</u>	Reading and sending trench flapper.
<u>7th day.</u>	Buzzer. Sending and receiving messages over telephone.
<u>8th day.</u>	Fullerphone.
<u>9th day.</u>	Long distance Lamp Station work.
<u>10th day.</u>	Training of Linesmen.
<u>11th day.</u>	Flag drill.
<u>12th day.</u>	Reading and Sending on Trench Flapper.
<u>13th day.</u>	Buzzer. Sending and receiving messages over telephone.
<u>14th day.</u>	Fullerphone and Buzzer.
<u>15th day.</u>	Lucas Lamp.

---



BOMBERS AND RIFLE GRENADIERS.

SYLLABUS OF TRAINING.

Ref. S.S.183, B.S.183.

- 1st day. Short talk on Object of Elementary Grenade Training.  
Dummy Throwing - 80 yards (Standing).
- 2nd day. Dummy Throwing - 80 yards. (Kneeling)  
Dummy Throwing - 80 yards. (Lying)
- 3rd day. Test of accuracy of throwing.-  
Standing, 80 yds; Kneeling, 80 yds; Lying, 80 yds.  
Each man to throw 10 bombs - 5 to land in marked trench.
- 4th day. Accuracy tests to be completed.
- 5th day. Short talk on Rifle Grenades - Firing dummy rifle grenade standing.
- 6th day. Firing dummy rifle grenades, kneeling; Firing dummy rifle grenades, standing.
- 7th day. Drill. Practice in trench clearing - Duties of Nos. 1 - 8;
- 8th day. "A" Coy. Throwing Live Bombs and Rifle Grenades.  
Other Coys. Organised trench attack.
- 9th day. "B" Coy. Throwing Live Bombs and Rifle Grenades.  
"A" Coy. Trench attack.  
"C" & "D" Coys. Trench blocking.
- 10th day. "C" Coy. Practice with Live Bombs and Rifle Grenades.  
"B" Coy. Organised trench attack.  
"A" & "D" Coys. Description of German Bombs.
- 11th day. "D" Coy. Practice with Live Bombs and Rifle Grenades.  
"B" & "C" Coys. Description of German Bombs.  
"A" Coy. Trench blocking.
- 12th day. Accuracy tests with Dummy Bombs and Rifle Grenades.
- 13th day. Long distance tests with Bombs. Accuracy tests with Rifle Grenades.
- 14th day. Championship tests.- (a) Accuracy, (b) Distance.
- 15th day. Attack on a strong post with "Dummies".

-----

SYLLABUS OF MUSKETRY TRAINING.

<u>1st day.</u>	Half-hour.	Care of arms (M.R.chap.2)
	Quarter-hour.	Theory of rifle fire (M.R.chap.3.)
<u>2nd day.</u>	Quarter-hour.	Aiming instruction (M.R.chap.4.sec.36-40)
	do.	Trigger pressing (M.R.chap.4 sec.47.)
	do.	Loading & Rapid Loading (M.R.chap.4.) Para. 242. & Sect.52.
<u>3rd day.</u>	Quarter-hour.	Aiming instruction (Chap.4.sec.36-44)
	do.	Trigger pressing (Chap.4.sec. 47.)
	do.	Firing position. (Chap.4. Plates 19-33)
<u>4th day.</u>	Quarter-hour.	Rapid loading.
	Half-hour.	Firing position.
<u>5th day.</u>	Quarter-hour.	Night firing. (Chap.3.Sect.35.)
	Half-hour.	Firing positions, Snapshooting and rapid firing (Chap.4.Plates 19-33.) Chap.4.Sect.57 Para.273. Chap.4.Sect.58. Paras.250-263.
<u>6th day.</u>	Quarter-hour.	Night firing.(Chap.3.Sect.35)
	Half-hour.	Collective firing.(Chap.4.Sects.56-60)
<u>7th day.</u>	Three-quarters of an hour.	Officers and N.C.O's fire orders Chap.4.Sects.56-60 Control and direction of fire.
<u>8th day.</u>	Muscle exercises. Visual training Chap.5. Chart prepared.	
<u>9th day.</u>	Test rapidity. Rifle brought from loading position to aim and fire in 4 secs., then 3 secs. Use aiming discs. Rapid loading. Six chargers to be loaded and unloaded in one minute.	
<u>10th day.</u>	Rapidity of firing. 10 rounds at aiming disc in 30 secs. Each shot to be named.	
<u>11th day.</u>	Test adjustment of sights, 3 secs. for each distance up to 300 yards, and practice units of measure. Muscle exercises.	
<u>12th day.</u>	Run through position in the open. Practice snapshooting at target raised from certain positions, also rapid fire and aiming off for wind. Practice loading blindfolded.	
<u>13th day.</u>	Judging distances up to 600 yards. Rapid loading.	
<u>14th day.</u>	Description of country. Recognition of targets and practice of fire orders. Rapid loading.	
<u>15th day.</u>	Taking up position. Use of cover. Fire discipline and fire orders. Passing orders.	

## APPENDIX 8

SYLLABUS OF TRAINING FOR SNIPERS.Ref. S.S. 195.

The best shot to be detailed from each platoon for training in sniping.

- 1st day. Shooting - Care of arms - Preliminary Shooting i.e. Grouping. Positions - Hold - Aiming and trigger Pressing.
- 2nd day. Grouping at 100 yards - Testing of rifles - Triangle of error - Aiming Disc. - Aiming drill.
- 3rd day. Grouping - Adjustment of sights - Triangle of error - Aiming disc - Aiming drill.
- 4th day. Lecture on Scouting - The quick eye - Stalking and use of ground.
- 5th day. Observation - What to look for - Use and care of glasses and telescope, Maps.
- 6th day. Shooting - Grouping and adjustment of sights - Application 100 yards bulls eye - Miniature range.
- 7th day. Reports and Maps - Lecture and Practice.
- 8th day. Sniper and Observer working in combination.
- 9th day. Application 300 yards bulls eye - Snapshooting at 100 yards. Four seconds exposure.
- 10th day. Shooting - Moving target at 100 yards.
- 11th day. Fire combined with movement and use of ground - Sniper and Observer working together.
- 12th day. Men working as a group.
- 13th day. System of sniping in trenches - Loopholes - Disguises.
- 14th day. Telescopic sighted rifles - Night firing.
- 15th day. Examination.
-

90

SYLLABUS OF TRAINING.  
TRAINED LEWIS GUNNERS.  
 -----

APPENDIX 8

- 1st day. Cleaning and oiling all spare parts.
- 2nd day. General mechanism etc.
- 3rd day. Stoppages against time.
- 4th day. Examination by Platoon Commanders.
- 5th day. Sighting practice.
- 6th day. Elementary Gun drill.
- 7th day. LECTURE. Typical handling of Lewis Gun.
- 8th day. Tests of elementary training.
- 9th day. Range practice.
- 10th day. Stoppages against time.
- 11th day. Examination by Platoon Commander.
- 12th day. Co-operation in platoon tactical scheme.
- 13th day. Co-operation in platoon tactical scheme.
- 14th day. Co-operation in Company tactical scheme.
- 15th day. Co-operation in Company tactical scheme.


-----  
UNTRAINED AND PARTIALLY TRAINED LEWIS GUNNERS.

- 1st day. Description of the Gun and names of parts.
- 2nd day. Recapitulation. The Magazine. Method of filling.
- 3rd day. Mechanism of the Gun.
- 4th day. Stripping and re-assembling the Gun.
- 5th day. Mechanism of the Gun and simple stoppages.
- 6th day. Stoppages.
- 7th day. Stoppages and mechanism.
- 8th day. Points before, during and after firing. Recapitulate.
- 9th day. Instructions for cleaning. Setting up stoppages.
- 10th day. Range practice.
-

SYLLABUS OF TRAINING.  
for  
BATTALION STRETCHER BEARERS.

15 days. One hour per day.

- 1st day. Outline of General duties of stretcher bearers in and out of the line.
- 2nd day. Brief outline of (a) Anatomy (b) Physiology.
- 3rd day. The Heart : its functions.  
(a) Blood circulations via Arteries and Veins.
- 4 th day. do. (b) Arterial and Venous haemorrhage.  
(c) Internal and External do.  
(d) Arrest of External do. (Pressure point)
- 5th day. do. (e) Compression by Tourniquet.  
(f) Kinds of tourniquets.  
(g) Treatment of Internal haemorrhage.
- 6 th day. Fractures and their treatment.  
(a) Causes  
(b) Varieties  
(c) Signs of fracture
- 7th day. do. (d) Early treatment of fractures.
- 8th day. (e) Splints  
(f) Moving of patient.
- 9th day. Bandages and bandaging.  
(a) Description of varieties.  
(b) Application.
- 10th day. Wounds. (a) Description of nature  
(b) Dressing of same
- 11th day. Bearing, (a) ~~xxxxxxxxxxxx~~ Moving of wounded  
(b) Carrying of wounded
- 12th day. Improvising (a) Tourniquets  
(b) Splints.
- 13th day. do. (c) Bandages and dressings  
(d) Stretchers
- 14th day. Course of practical training in the Field,  
(a) With supplied material  
(b) By improvising of material
- 15th day. Examination.



SYLLABUS OF PHYSICAL TRAINING.  
15 to 20 minutes per day.

APPENDIX 8

In connection with the attached syllabus of training, it is suggested that not more than five exercises be taken in each session, commencing with a slow and ending with a slow exercise, in order to leave the heart in a normal condition. The most vigorous exercises will be taken in the middle of the session.

MONDAY.

Starting position.

- L. Hips firm, heels raised and full knees bent quickly. HIPS FIRM.
- N. Head bending side-ways..... ATTENTION.
- A. Arms stretching sideways and upwards..... ARMS BEND.  
Introduce organised game.
- T. Trunk turning quickly with arms stretching upwards LEFT FOOT SIDEWAYS.  
ARMS BEND.
- L. Foot placing sideways..... HIPS FIRM.
- D. Trunk bending backward with hands turning..... FEET ASTRIDE- ARMS  
SIDEWAYS STRETCH.  
Heels raising and knees bending quickly..... HIPS FIRM.
- B. Introduce organised game.
- B. Leg raising forward, sideways and backward..... HIPS FIRM.
- L. Trunk bending sideways quickly..... FEET ASTRIDE- ARMS  
SIDEWAYS STRETCH.
- A. On the hands - arms bending..... ATTENTION.  
-----
- Introduce organised game.
- M. On the toes - Double march..... ATTENTION.
- J. Upward jumping - 3 jumps at once..... ATTENTION.
- Arms raising forward and upwards ) Breathing..... ATTENTION.
- C. Lowering sideways and downwards ) Ex.
- Head bending backwards..... ATTENTION.

TUESDAY.

- L. Heels raising and knees bending quickly..... HIPS FIRM.
- N. Head turning quickly..... ATTENTION.
- A. Arms stretching - forward - sideways and upwards.. ARMS BEND.
- T. Trunk turning quickly - with arms stretched sideways FEET ASTRIDE- ARMS  
SIDEWAYS STRETCH.
- L. Foot placing sideways and heels raising..... HIPS FIRM.
- D. Arms stretching sideways..... FEET ASTRIDE - ARMS SIDEWAYS  
STRETCH. TRUNK FORWARD BEND.  
Heels raising and knees bending quickly..... HIPS FIRM.
- B. Legs stretching forward..... HIPS FIRM - ANEE RAISED.
- L. Trunk bending sideways..... FEET CLOSED- R. ARM UPWARDS - L. ARM  
DOWNWARD STRETCH.

APPENDIX 8

SYLLABUS OF PHYSICAL TRAINING (Contd.)

TUESDAY (Contd.)

Starting Position.

- A. On the hands - foot placing forward..... ATTENTION.

---

- M. Knee raise, quick march - Doubling..... HIPS FIRM.
- J. Upward jumping with turning - 3 jumps at once... ATTENTION.
- Arms raising forward and upward ) Breathing .... ATTENTION.
- C. Lowering forward and downward ) Ex. ....
- Heels raising..... ATTENTION.

WEDNESDAY.

- L. Hopping with leg raising sideways..... HIPS FIRM.
- N. Head bending backward..... ATTENTION.
- A. Arms swinging..... ARMS FORWARD BEND.
- T. Trunk turning quickly ..... FEET ASTRIDE - ARMS UPWARD STRETCH.

---

- L. Astride jumping..... HIPS FIRM.

---

- D. Arms swinging downward and backward... FEET ASTRIDE-ARMS UPWARD STRETCH
- Heels raising and knees bending quickly..... TRUNK FORWARD BEND.
- B. Leg raising forward..... HIPS FIRM.
- L. On the hands - on one hand turn..... HIPS FIRM.
- A. Trunk bending backward..... FEET ASTRIDE, ARMS UPWARD STRETCH.

---

- M. Hopping on alternate feet..... HIPS FIRM.
- Sideways marching..... HIPS FIRM.
- J. Upward jumping with arms swinging upward..... ATTENTION.

---

- Arms raising sideways and upward ) Breathing
- C. Lowering sideways and downwards ) Exer. .... ATTENTION.
- Foot placing sideways..... HIPS FIRM.

THURSDAY.

- L. Arms stretching sideways, from full knee bend... FULL KNEE BEND.
- N. Head bending sideways quickly..... ATTENTION.
- A. Arms swinging upward..... ATTENTION.
- T. Trunk bending sideways quickly..... FEET ASTRIDE-ARMS SIDWAYS STRETCH.
- L. Foot placing forward..... HIPS FIRM.

---

- D. Trunk bending forward and downward.. FEET ASTRIDE- ARMS SIDWAYS STRETCH.
- Heels raising and knees bending quickly..... HIPS FIRM.
- B. knee raising slowly..... HIPS FIRM.
- L. Arms stretching upward..... ARMS BEND- FEET SIDWAYS PLACE-TRUNK TURN.
- A. On the hands. Foot placing forward..... ATTENTION.

SYLLABUS OF PHYSICAL TRAINING (Contd.)

APPENDIX 8

THURSDAY (Contd.)

Starting position.

- M. Knee raise from Double march..... HIPS FIRM.
- Sideways in double time..... HIPS FIRM.
- J. Forward jumping..... ATTENTION.
- Arms raising sideways - Breathing ex..... ATTENTION.
- Trunk turning..... HIPS FIRM.

FRIDAY.

- L. Lunging outward..... HIPS FIRM - FEET FULL OPEN.
- N. Head turning ..... ATTENTION.
- A. Arms swinging downwards and backward..... ATTENTION.
- T. Trunk bending sideways..... FEET ASTRIDE- ARMS UPWARD STRETCH.
- L. Foot placing sideways..... HIPS FIRM.
- Heels raising and knees bending..... HIPS FIRM.
- D. Trunk bending forward and downward.... FEET ASTRIDE-ARMS UP. STRETCH.
- Heels raising and knees bending quickly..... HIPS FIRM.
- B. Leg raising sideways..... HIPS FIRM.
- L. On the hands - On the R. or L. hand turn. ).. ATTENTION.
- Leg raising. )
- A. Trunk bending backward..... FEET ASTRIDE - ARMS BEND.
- M. Double march..... ATTENTION.
- Hopping with arms swinging upward..... ATTENTION.
- J. Upward jumping with arms raising sideways..... ATTENTION.
- C. Arms raising forward and upward ) Breathing... ATTENTION.
- Lowering sideways and downwards ) Exer..... ATTENTION.
- Heels raising..... ATTENTION.



*Continuation of previous syllabus*  
APPENDIX 8

SYLLABUS OF TRAINING.  
for  
BATTALION STRETCHER BEARERS.

15 days. One hour per day.

- 90
- 1st day. Outline of General duties of stretcher bearers in and out of the line.
- 2nd day. Brief outline of (a) Anatomy (b) Physiology.
- 3rd day. The Heart: its functions.  
(a) Blood circulations via Arteries and Veins.
- 4th day. do. (b) Arterial and Venous haemorrhage.  
(c) Internal and External do.  
(d) Arrest of external do. (Pressure point)
- 5th day. do. (e) Compression by Tourniquet.  
(f) Kinds of tourniquets.  
(g) Treatment of Internal haemorrhage.
- 6th day. Fractures and their treatment.  
(a) Causes  
(b) Varieties  
(c) Signs of fracture
- 7th day. do. (d) Early treatment of fractures.
- 8th day. ----- (e) Splints  
(f) Moving of patient
- 9th day. Bandages and Bandaging.  
(a) Description of varieties.  
(b) Application.
- 10th day. Wounds, (a) Description of nature  
(b) Dressing of same
- 11th day. Bearing, (a) Moving of wounded  
(b) Carrying of wounded
- 12th day. Improvising (a) Tourniquets  
(b) Splints
- 13th day. do. (c) Bandages and dressings  
(d) Stretchers
- 14th day. Course of practical training in the Field,  
(a) With supplied material  
(b) By improvising of material
- 15th day. Examination.
-

SYLLABUS OF PHYSICAL TRAINING.

APPENDIX 8

15 to 20 minutes per day.

In connection with the attached syllabus of training, it is suggested that not more than five exercises be taken in each session, commencing with a slow and ending with a slow exercise, in order to leave the heart in a normal condition. The most vigorous exercises will be taken in the middle of the session.

MONDAY.

Starting position.

- L. Hips firm, heels raised and full knees bent quickly. HIPS FIRM.
- N. Head bending side-ways..... ATTENTION.
- A. Arms stretching sideways and upwards..... ARMS BEND.  
Introduce organised game.
- T. Trunk turning quickly with arms stretching upwards.... LEFT FOOT SIDEWAYS  
ARMS BEND.
- L. Foot placing sideways..... HIPS FIRM.

- D. Trunk bending backward with hands turning..... FEET ASTRIDE-  
ARMS SIDEWAYS STRETCH
- B. Heels raising and knees bending quickly..... HIPS FIRM.
- B. Introduce organised game.
- B. Leg raising forward, sideways and backward..... HIPS FIRM.
- L. Trunk bending sideways quickly..... FEET ASTRIDE- ARMS  
SIDEWAYS STRETCH.
- A. On the hands - arms bending..... ATTENTION.

- Introduce organised game.
- M. On the toes - Double march..... ATTENTION.
- J. Upward jumping - 3 jumps at once..... ATTENTION.
- Arms raising forward and upward ) Breathing..... ATTENTION.
- C. Lowering sideways and downwards) Ex.
- Head bending backwards..... ATTENTION.

TUESDAY.

- L. Heels raising and knees bending quickly..... HIPS FIRM.
- N. Head turning quickly..... ATTENTION.
- A. Arms stretching - forward- sideways and upwards..... ARMS BEND.
- T. Trunk turning quickly - with arms stretched sideways.. FEET ASTRIDE - ARMS  
SIDEWAYS STRETCH.
- L. Foot placing sideways and heels raising..... HIPS FIRM.

- D. Arms stretching sideways..... FEET ASTRIDE- ARMS  
SIDEWAYS STRETCH.  
TRUNK FORWARD BEND.
- Heels raising and knees bending quickly..... HIPS FIRM.
- B. Legs stretching forward..... HIPS FIRM - KNEE RAISED.
- L. Trunk bending sideways..... FEET CLOSED- R.ARM UPWARDS- L.ARM DOWNWARD  
STRETCH.
- A.

90

90

SYLLABUS OF PHYSICAL TRAINING (Contd.) APPENDIX 8

TUESDAY (Contd.)

Starting position.

A. On the hands - foot placing forward.....ATTENTION.

WEDNESDAY.

M. Knee raise, quick march -Doubling.....HIPS FIRM.

J. Upward jumping with turning - 3 jumps at once.....ATTENTION.  
Arms raising forward and upward )Breathing.....ATTENTION.

C. Lowering forward and downward )Ex.  
Heels raising.....ATTENTION.

WEDNESDAY.

L. Hopping with leg raising sideways.....HIPS FIRM.

N. Head bending backward.....ATTENTION.

A. Arms swinging.....ARMS FORWARD BEND.

T. Trunk turning quickly.....FEET ASTRIDE-ARMS  
UPWARD STRETCH.

L. Astride jumping.....HIPS FIRM.

D. Arms swinging downward and backward...FEET ASTRIDE-ARMS UPWARD STRETCH  
TRUNK FORWARD BEND.

Heels raising and knees bending quickly.....HIPS FIRM.

B. Leg raising forward.....HIPS FIRM.

L. On the hands - on one hand turn.....ATTENTION.

A. Trunk bending backward.....FEET ASTRIDE, ARMS UPWARD STRETCH.

M. Hopping on alternate feet.....HIPS FIRM.

Sideways marching.....HIPS FIRM.

J. Upward jumping with arms swinging upward.....ATTENTION.

Arms raising sideways and upward )Breathing ATTENTION.

C. Lowering sideways and downwards )Exer.

Foot placing sideways.....HIPS FIRM.

FFFFFFFFFFFFFFFFFFFFFFFFFFFF

THURSDAY.

L. Arms stretching sideways, from full knee bend....FULL KNEE BEND.

N. Head bending sideways quickly.....ATTENTION.

A. Arms swinging upward.....ATTENTION.

T. Trunk bending sideways quickly.....FEET ASTRIDE-ARMS SIDEWAYS STRETCH

L. Foot placing forward.....HIPS FIRM.

D. Trunk bending forward and downward..FEET ASTRIDE-ARMS SIDEWAYS STRETCH  
Heels raising and knees bending quickly.....HIPS FIRM.

B. Knee raising slowly.....HIPS FIRM.

L. Arms stretching upward.....ARMS BEND-FEET SIDEWAYS PLACE-TRUNK TURN.

a. On the hands. Foot placing forward.....ATTENTION.

SYLLABUS OF PHYSICAL TRAINING (Contd.)

XION 7 dd  
APPENDIX 8

THURSDAY. (Contd.)

- |   | <u>Starting position.</u> |
|---|---------------------------|
| M. Knee raise from Double march.....      | HIPS FIRM.                |
| Sideways in double time.....              | HIPS FIRM.                |
| J. Forward jumping.....                   | ATTENTION.                |
| Arms raising sideways - Breathing ex..... | ATTENTION.                |
| Trunk turning.....                        | HIPS FIRM.                |

FRIDAY.

- |   |                               |
|---|-------------------------------|
| L. Lunging outward.....                     | HIPS FIRM - FEET FULL OPEN.   |
| N. Head turning.....                        | ATTENTION.                    |
| A. Arms swinging downward and backward..... | ATTENTION.                    |
| T. Trunk bending sideways.....              | FEET ASTRIDE-ARMS UP. STRETCH |
| L. Foot placing sideways.....               | HIPS FIRM.                    |
| Heels raising and knees bending.....        | HIPS FIRM.                    |

- |  |                                |
|--|--------------------------------|
| D. Trunk bending forward and downward....                        | FEET ASTRIDE- ARMS UP. STRETCH |
| Heels raising and knees bending quickly.....                     | HIPS FIRM.                     |
| B. Leg raising sideways.....                                     | HIPS FIRM.                     |
| L. On the hands - On the R. or L. hand turn. }<br>Leg raising. } | ATTENTION.                     |
| A. Trunk bending backward.....                                   | FEET ASTRIDE - ARMS BEND.      |

- |   |            |
|---|------------|
| M. Double march.....                                | ATTENTION. |
| Hopping with arms swinging upward.....              | ATTENTION. |
| J. Upward jumping with arms raising sideways.....   | ATTENTION. |
| C. Arms raising forward and upward ) Breathing..... | ATTENTION. |
| Lowering sideways and downwards ) Exer.....         | ATTENTION. |
| Heels raising.....                                  | ATTENTION. |



Syllabus of Training

6<sup>th</sup> Ans Machine gun Coy

Week ending 23-2-18

Day	9-930	930-10	10-11	11-12	12-2	2-3	3-4
Monday	Squad Drill and Rifle Exercises	Mechanism	Barrage Drill	Lunch			
		Range Practice	Nos 1 & 2 Secs				
Tuesday	Phys Training	Stoppages	Lecture map reading, contours	Gas Drill	do		Short Route March
Wednesday	do	Mechanism	Barrage Drill	do			Recreational Training
		No 3 & 4 Secs	Range Practice Rifles				
Thursday	do	Stoppages	Lecture map reading, contours	Gas Drill	do		Short Route March
Friday	do	Stropping	Barrage Drill	do			Recreational Training
Saturday	do	Stoppages	Revolver Pract	Company Drill	do		Kraft Holiday

J.H.H. - 11 Feb 18 06.

Appendix 801

Parade Ground

C.16. C 10. 95.

Bde Area Map Sheet 1. 40.000

# Syllabus of Training

For week ending

Saturday. 23<sup>rd</sup> 18

APPENDIX

90

	A.M. 9-10	10-10.30	10.30-10.45	10.45-12	12-2	2-3	3-4
Monday	Physical Exercises	Bayonet Fighting	Insko	Gun Drill	Review	Squad Drill Musketry	Signalling
Tuesday	Physical Exercises	Gas Drill	do	Lectures	do	Route March	
Wednesday	Physical Exercises	Bayonet Fighting	do	Blind <sup>Gun</sup> Drill	do	Blind Firing Gun Drill.	
Thursday	Physical Exercises	Gas Drill	do	Squad Drill Musketry	do	Rifle Exercises Squad Drill	Recreational Training.
Friday	Physical Exercises	Bayonet Fighting	do	Signalling Rifle Exercises	do	Route March.	
Saturday	Physical Exercises	Gas Drill	do	Cleaning bars of Guns	do	Football Match.	

6th AUSTRALIAN  
LIGHT TRENCH  
MORTAR BATTERY.

No. ....  
Date. 16/2/18

f. J. Hoag  
Capt  
R. G. Aust L. H. S. L.

Appendix 8 92

SYLLABUS OF TRAINING FOR WEEK ENDING 2nd MARCH 1918.

APPENDIX 8

30

<u>DATE.</u>	<u>TIME</u>	<u>"C" COY.</u>	<u>"D" COY.</u>
MON. 25 FEB.	9.15.12.15pm 1.30.3.30 pm	Coy in trench to trench attack on Coy pde. ground. Organ. bombing attack on Btn. bombing range.	Coy. in trench to trench attack on Btn. parade ground. Training of raiding platoon on Battn. Parade Ground.
TUES. 26 FEB.	9.15.12.15pm 1.30.3.30 pm	Artillery formations deploying for attack & attack practice on Battn. Parade Ground. Training of raiding platoon on Coy. Parade Ground.	Organ. bombing attack on Btn. bombing ground. Artillery formations. Deploying for attack & attack practice on Battn. Pde Ground
WED 27 FEB.	9.15.12.15pm 1.30.3.30pm	Platoon & Section Drill Extended order drill & Gas. on Coy. Parade Ground. Recreational Training - SPORTS etc.	Platoon & Section Drill Extended order drill & Gas on Coy parade ground. Recreational Training - SPORTS etc.
THURS. 28 FEB.	9.15.12.15pm 1.30.3.30 pm	Organ. bombing attack on Battn. bombing range. Coy in open attack practice on Coy Pde. Ground.	Coy in open attack practice on Coy parade ground. Organ. bombing attack on Battn. bombing ground.
FRIDAY 1st MAR.	9.15.12.15pm 1.30.3.30pm	Battn. Parade on Battn. Pde. Ground. Battn. in artillery formations. FOOTBALL MATCH - Coy to parade & march to football ground by 2 p.m.	Battn. Parade on Battn. Pde. Ground. Battn. in artillery formations. FOOTBALL MATCH - Coy to parade & march to football ground by 2 p.m.
SATUR. 2nd MAR.	9.15.12.15pm Afternoon	Training of Raiding Platoon on Coy. Pde. Ground. HALF HOLIDAY.	Training of Raiding Platoon on Coy. Pde. Ground. HALF HOLIDAY.

33

21st BATTALION A.I.F.

Copy No. 10

SYLLABUS OF TRAINING FOR WEEK ENDING 2nd MARCH 1918.

Date.	9.30 - 9.45 a.m.	9.45 - 10.25 a.m.	10.25 - 10.35.	10.35 - 11.30.	2 p.m.- 4 p.m.	LOCALITY
Monday, 25th.	Battalion Tactical Exercises.				Organised Games.	HAZEBROUCK & CALAIS.
Tuesday, 26th.	Inspection, Roll Call.	Demonstration at Corps Gas School.			Organised Games.	1/100,000.
Wednesday, 27th.	Inspection, Roll Call.	Company Drill.	Smoke-o.	Use of Cover, Indication of Targets.	Inter-Company Football.	A Coy - U.20.b.5.6. B Coy - U.27.b.2.3.
Thursday, 28th.	Battalion Tactical Exercises.				Organised Games.	C Coy - U.21.d.6.3.
Friday, 1st.	Inspection, Roll Call.	Judging Distances, Indication of Targets.	Smoke-o.	Company Drill.	Company Tactical Schemes.	D Coy - U.27.d.0.4. Hqrs -
Saturday, 2nd.	Inspection, Roll Call.	Battalion Drill.			Inter-Coy Football.	U.21.a.7.8. 6th Bde Area Map Sheet. 1/40,000.

1. One Company per day will be on Rifle Range, unless otherwise ordered.
2. Each Platoon will carry out half an hour Rapid Loading each morning.
3. The Armourer will inspect the Battalion Rifles on dates to be notified in B.R.O.

DISTRIBUTION.-

1. File.
- 2-3. War Diary.
4. C.O.
- 5-8. Coys.
9. Hqrs.
10. Adjutant.
- 10-11. War-Diary Brigade.

*for* *Paul Wood* *Captain*  
Lieut.-Colonel,  
Commanding 21st Battalion A.I.F.

Appendix 8



SYLLABUS OF TRAINING FOR WEEK ENDING 2nd MARCH 1918.

APPENDIX 8

90

DATE.	TIME	"A" COY.	"B" COY.
MON. 25 FEB.	9.15.12.15 pm 1.30.3.30 pm	Musk. on LOTTINGHEM RANGE (ALL DAY)	Organ. bombing attack on Battn. bombing range. Coy. trench to trench attack on Battn Pde Ground
TUES. 26 FEB.	9.15.12.15 pm 1.30.3.30 pm	Platoon & Section Drill Extended order drill & Gas on Coy. Parade Ground. Coy. trench to trench attack on Battn Pde Ground	Musk. on LOTTINGHEM RANGE (ALL DAY)
WED. 27 FEB.	9.15.12.15 pm 1.30.3.30 pm	Artillery Formations, Deploying for attack & attack practice on Battn Parade Ground. Recreational Training - SPORTS etc.	Platoon & Section Drill. Extended order drill & Gas on Coy Parade Ground Recreational Training - SPORTS etc.
THURS. 28 FEB.	9.15.12.15 pm 1.30.3.30 pm	Coy. in open attack practice on Battn. Parade Ground. Training of Raiding Platoon on Coy. Parade Ground.	Artillery formations, Deploying for attack & attack practice on Battn Pde. Ground. Training of Raiding Platoon on Coy Parade Ground.
FRIDAY 1st MAR.	9.15.12.15 pm 1.30.3.30 pm	Battn Parade on Battn. Pde. Ground. Battn. in artillery formations. FOOTBALL MATCH - Coy to parade & march to football ground by 2 p.m.	Battn. Parade on Battn. Pde Ground. Battn in artillery formations. FOOTBALL MATCH - Coy to parade & march to football ground by 2 p.m.
SATUR. 2nd MAR.	9.15.12.15 pm Afternoon	Organ. bombing attack on Battn. bombing range. HALF HOLIDAY	Coy in open attack practice on Coy parade ground. HALF HOLIDAY.

Appendix 8

95

23rd Battalion - 6th Infantry Brigade.

SYLLABUS OF TRAINING - FOR WEEK ENDING 2.3.18.

Date	"A" Coy.	"B" Coy.	"C" Coy.	"D" Coy.
Monday 25.2.18	Platoons in Attack on Strong Posts	Platoons in Attack on Strong Posts	Platoons in Attack on Strong Posts	Platoons in Attack on Strong Posts
Tuesday 26.2.18	Coys. in Attack.	Coys. in Attack.	Coys. in Attack.	Coys. in Attack.
Wednesday 27.2.18	Battalion in Attack.			
Thursday 28.2.18	Coys. in Attack.	Coys. to Attack.	Coys. in Attack.	Coys. in Attack.
Friday 1.3.18.	Brigade Scheme.			
Saturday 2.3.18.	Inspection of Anti-Gas Appliances. 9.30 a.m. to 10.30 a.m. Route March - Half Battalion. 10.45 a.m. to 11.45 a.m. "A" and "B" Coys. "C" and "D" Coys.			

23rd February, 1918.

*Haddick* Lieut:  
Adjutant, 23rd Battalion.

# Syllabus of Training

APPENDIX

Snipers 6<sup>th</sup> A.I. Bde.

Week ending 2/3/18.

Mon. Morn. Visual Training

Judging Distance  
aftn. Use of ground & cover.

Tues. Morn. Use of glasses & telescope

Compass, protractor & director  
aftn. Lect. on duties & action of snipers  
in attack & defence & intelligence

Wed. Morn. Sight & sound.

Range charts  
aftn. Off  
Night. Varieties of ammunition. Pract. down.  
Use of night glasses  
Detection by night

Thurs. Morn. Field day for practical  
Obs, Report book, Map Read with  
aftn. glasses, compass, director & Range charts.

Frid Morn. Patrols. Pract. Example.

aftn. Half-holiday.

Sat. Morn. Sighting of snuffing posts.  
Practical example.

Handwritten initials or signature.

J. Gear List  
24 April  
1st A.I. Snipers.

SYLLABUS OF TRAINING FOR WEEK ENDING 2nd MARCH 1918.

Ref. S.S. 143.

DAY.	TIME.	TRAINING.
<u>MONDAY.</u>	9.15 a.m. to 12.15 p.m.	Tactical exercises. Platoon in attack for (a) trench warfare, and (b) open warfare.
		Platoon attack on strongpost meeting resistance.
	2.00 p.m. to 4.00 p.m.	"A" Coy.- Live Bombing. "B", "C" & "D" Coys.-
	2. - 3. p.m. 3. - 4. p.m.	Specialist Training. Football Matches and Coy. Sports.
<u>TUESDAY.</u>	9.15 a.m. to 12.15 p.m.	(a) Coy. in trench to trench attack. (b) Coy. in open warfare attack.
		"B" Coy.- Live Bombing. "A", "C" & "D" Coys.-
	2.00 p.m. to 4.00 p.m.	Specialist Training. Football Matches and Coy. Sports.
	2. - 3. p.m. 3. - 4. p.m.	
<u>WEDNESDAY.</u>	9.15 a.m. to 12.15 p.m.	Battalion exercise. Wood fighting.
		"C" Coy.- Live Bombing. "A", "B" & "D" Coys.-
	2.00 p.m. to 4.00 p.m.	Specialist Training. Football Matches and Coy. Sports.
	2. - 3. p.m. 3. - 4. p.m.	
<u>THURSDAY.</u>	9.15 a.m. to 12.15 p.m.	Battalion exercise. Attack on enemy position.
		"D" Coy.- Live Bombing. "A", "B" & "C" Coys.-
	2.00 p.m. to 4.00 p.m.	Specialist Training. Company Sports.
	2. - 3. p.m. 3. - 4. p.m.	
<u>FRIDAY.</u>	9.15 a.m. to 12.15 p.m.	Battalion exercise. Defence of assaulted position.
	2.00 p.m. to 4.00 p.m.	Football Matches and Coy. Sports.
<u>SATURDAY.</u>	9.15 a.m. to 12.15 p.m.	Muster Parade - Inspection. Route March.
	2.00 p.m. to 4.00 p.m.	Battalion Sports.

- NOTES.-
- (a) A close study of S.S. 143 will be made.
  - (b) Dummy rifle grenades will be used in platoon attacks.
  - (c) Areas will be allotted to platoons by Coy. Commanders.
  - (d) A definite scheme will be discussed with platoon Commanders by the Coy. Commanders.

*J. P. Miller Capt & adj  
for 1st Col Co.*

Syllabus of Training

6<sup>th</sup> Aust Machine Gun Co

W.E. Saturday 2<sup>nd</sup> Mar 1918

Day	9-10	10-11	11-12.	12-2	2-4.
Monday	Physical Training	Barrage Drill	Lunch	Recreational Training	
Tuesday	Squad Drill + Rifle Exercises	Range Practice 25 yards Application + Traversing		Do	
Wednesday	Physical Training <del>Squad Drill</del> <del>Rifle Exercises</del>	Mechanism	Timing Stoppages	Do	
Thursday	Squad Drill + Rifle Exercises	Barrage Drill		Do	
Friday		Route March		Do	
Saturday	Physical Training	Stoppages	Stripping + cleaning	Do	

A Daily lecture to officers between the hours of 11-12 noon on Barrage Drill and employment of machine guns by C.O. or 2<sup>nd</sup> in command.  
 B Daily lecture to 16 N.C.Os between hours of 11-12 noon on Barrage Drill map reading etc

Appendix 20  
 20

Parade Ground

C.16. C.10. 95.

Gas Map Area. Sheet 1/40,000

# Syllabus of Training

APPENDIX

For Week ending 30  
Saturday 30<sup>th</sup> 18

	9.0 to 10.0	10.0 to 10.30	10.30 to 10.45	10.45 to 12.0	12.0 to 2.0	2.0 to 3.0	3.0 to 4.0
Monday		Gas Test				Bathing Parade	
Tuesday	Physical Training	Gas Drill	Dinner	Squad Drill + Musketry		Gun Drill + Blind Firing	
Wednesday	do	Bayonet Fighting		Squad Drill + Rifle Exercises		Tactical Exercises	
Thursday	do	Short Route March with Gas Helmets		Signalling + Musketry		do	do
Friday	do	Bayonet Fighting		Gun Drill		Recreational Training	
Saturday	do	Short Route March with Gas Helmets		Cleaning and Care of Guns		Football Match	

Appendix 8.

6TH AUSTRALIAN  
LIGHT TRENCH  
MORTAR BATTERY.

No. ....  
Date... 23/2/18

M P Stagg Capt  
 © © 6th Aust. L. T M Bty

100