

AWM52
2nd Australian Imperial Force and
Commonwealth Military Forces unit war
diaries, 1939-45 War

Item number: 8/3/94

57/60 Infantry Battalion

February - March 1945

WAR DIARY or INTELLIGENCE SUMMARY

(Erase heading not required).

Unit 57'60 Aust Inf Bn

Date and Time.—From 1 Feb 45 To 3 FEB 45

Place	Date	Hour	Summary of Events and Information	Remarks and references to Appendices, Diaries, &c.
TOROKINA	1 Feb.		Exercise in Mov and Fire carried out by I7 pl in TOROKINA BRIDGE area was viewed by Brig HAMMER. TEWT at 1730K to study mov along jungle trails. Bn guard provided by HQ coy. Weather hot, with showers in afternoon.	<i>Null.</i>
	2 Feb		All troops marched out to TOROKINA BRIDGE area to view demonstration of use of tanks in co-operation with infantry. MATILDA tanks of 2/4 Armd Regt. Demonstration was considered very good. Afternoon -camp construction carried on. Bn guard by A coy. Weather hot, heavy showers in afternoon.	<i>Null.</i>
	3 Feb.		Recce made of tracks in Bn training area. Kit and skin inspections for Bn during morning, organised sports in afternoon. Competitors for swimming sports practiced at Bde swimming pool during afternoon, whilst 57'60 officers defeated 15 Bde officers at cricket. Col MARSTON and Brig HAMMER participated.	<i>Null.</i>

AWMamth L7

WAR DIARY or INTELLIGENCE SUMMARY

Army Form C.2118
(adapted)

(Erase heading not required).

Unit 57'60 Aust Inf Bn

Date and Time.—From 4 Feb

To 6 Feb 45.

Place	Date	Hour	Summary of Events and Information	Remarks and references to Appendices, Diaries, &c.
TOROKINA	4 Feb		Church parades - RC at 24 Aust Inf Bn area and Protestant in Bn area. 24 Bn team defeated 57'60 Bn team in an exciting match on the Bn sports ground during the morning. Bn swimming carnival held at Bde swimming pool in afternoon attended by many visitors including Brig HAMMER, who presented prizes to winners and place-getters. Bn guard mounted by C coy.	CP16
	5 Feb		Camp construction continued. Training as per syllabus. Coy commanders conference to discuss future training. Brig HAMMER inspected Bn guard and Cadre. Pictures at "BOSTON GARDENS"	CP16
	6 Feb.		"Bowery to Broadway". Staff conferences to be held nightly Bn guard mounted by D coy. Weather hot-no rain.	
	6 Feb.		CO, Adjt and IO reced Bn training area. Brig HAMMER inspected camp area, accompanied by Maj PITT, 2IC. A, B, C, coys marched out to training area for LOAT. at 0500 hrs. Training as per syllabus.	CP16

Albanite L1

WAR DIARY or INTELLIGENCE SUMMARY

Army Form C.2118
(adapted)

(Erase heading not required).

Unit 57/600 Aust. Inf. Bn. Date and Time.—From 6 Feb. To 9 Feb. 45

Place	Date	Hour	Summary of Events and Information	Remarks and references to Appendices, Diaries, &c.
TOROKINA	6 Feb		H Q coy mounted skeleton ^{guard} whilst coys out on LOAT. Weather hot all day.	<i>CSB.</i>
	7 Feb		A B C coys on LOAT carried out training according to the syllabus. Camp construction in camp area still in progress carried on by those who remained in camp. D coy worked on Bde sports ground. H.Q. coy mounted Bn guard. Weather hot and fine..	<i>CSB.</i>
	8 Feb		Camp construction. A B C coys in LOAT area continued training as per syllabus. H Q coy - camp construction duties. D. coy provided working parties to Bde sports ground. Bn guard mounted by H Q coy. Weather hot-very light showers.	
	9 Feb		All offrs platoon sergeants and instructors and students from N C O's cadre attended Bde demonstration exercise-- the lay-out of Bn def localit y by 58/59 Aust Inf Bn. . A B C coys returned from LOAT area; D coy worked on pr ep- aration of Bde sports ground. Int school Sig school courses completed. Cadre in progress. Pictures in Bde area at night. -	<i>CSB.</i>
			"WHITE CLIFFS of DOVER" . .	

W. Cameron Lt

WAR DIARY or INTELLIGENCE SUMMARY

Army Form C.2118
(adapted.)

(Erase heading not required).

Unit 57/60 Aust Inf Bn Date and Time.—From 10 Feb To 13 Feb 45

Place	Date	Hour	Summary of Events and Information	Remarks and references to Appendices, Diaries, &c.
TOROKINA	10 Feb		<p>Bn sports — HARDENBOID CHAMPIONSHIP ATHLETIC SPORTS —</p> <p>SOLOMON ISLANDS. Excellent meeting—well carried out. All events were completed—by 1200 hrs according to schedule— Programme comprised 25 events. Organised sports in afternoon. B coy mounted guard. Weather hot and rainless.</p>	<i>ARK</i>
	11 Feb		<p>Church Parades— R IC at 24 Bn; Protestant on Bn sports ground.</p> <p>Football match—Bn H Q v. A coy at 1000 hrs. In the afternoon Bde football match 57/60 Bn v. 58/59 Bn resulted in victory for 58/59 Bn. Make and mend carried out. Officers TBWT on track going maps, patrol briefs, patrol reports. C coy. guard. Weather. Very hot.</p>	<i>ARK</i>
	12 Feb		<p>Camp construction continued. CO, ADJ^T, IO recce B n. trg. area for coy exercises for LOAT. No guard mounted. Weather—hot.</p>	
	13 Feb.		<p>At 0300 hrs A, B, C and D coys moved out to LOAT area—to remain until 16th. Trg. as per syllabus. Coy locations, ref map— TOROKINA 1 inch to 1 mile; A coy 683944. B coy 675943. C coy 688945. D coy 680929. HQ coy 668942. Bn HQ No change, RP take over guard duties. WEATHER. Very hot no rain.</p>	<i>ARK</i>
	14 Feb.			

ARK amilla L

WAR DIARY or INTELLIGENCE SUMMARY

(Erase heading not required).

Army Form C.2118
(adapted.)

Unit 57/60 Aust. Inf. Bn

Date and Time.—From 14 Feb To 16 Feb 45

Place	Date	Hour	Summary of Events and Information	Remarks and references to Appendices, Diaries, &c.
TOROKINA	14 Feb	5	<p>A B C D HQ coys out on LOAT—trg as per syllabus. Personnel remaining in camp carried out camp construction and training for Bde athletics championship to be held 24 Feb. Gen SAVIGE and Gen NORTHCOTT visited 57/60 Bn camp area. Lt. Col. R R MARSTON administered command of 29 Aust Inf Bde as from 1000 hrs. Maj Pitt administered command of 57/60 Aust Inf Bn. Weather hot and dry.</p>	CMB
	15 Feb		<p>Adjt and members of Int. Section went out to recon training area A B C D HQ coys at LOAT training area. Representatives of Bn attended star shell demonstration at TOROKINA RIVER. at 1900 hrs Weather hot—fine rain during afternoon.</p>	CMB
	16 Feb		<p>HQ and Bde IOs visited advanced HQ 3 Aust Div. A B C D HQ coys returned to camp after LOAT from 13/16 Feb. HQ coy returned at 0900 hrs. Rifle coys returned during afternoon and on march back a simple exercise with tactical situation was carried out. HQ coy trained during afternoon and mounted guard. Max</p>	CMB

CRB amiller

WAR DIARY or INTELLIGENCE SUMMARY

Army Form C.2118
(adapted)

(Erase heading not required).

Unit 57/60 Aust Inf Bn Date and Time.—From 16 Feb To 19 Feb 45

Place TOROKINA	Date	Hour	Summary of Events and Information	Remarks and references to Appendices, Diaries, &c.
	16 Feb		Weather very hot—showers during afternoon.	
	17 Feb		Coy training during morning. Skin inspection for Bm in afternoon. 1715 hrs. official opening of Offrs Mess by Maj Gen BR IDGEFORD. B rig HAMMER and Bde staff entertained. Unit concert held at Bde theatre. Guest artists Pauline Garrick Dick Bentley and Mamie Reid. Lt Gen Savige with offrs of the British Army in attendance. Offrs and guest artists entertained at 57/60 Offrs mess after show. D coy mounted guard. Weather fine in morning, afternoon wet.	<i>AMG.</i>
	18 Feb		Church parade 0830 hrs Bn sports ground. RC parade 24BnM area. Make and mend remainder of day. Morning football match between I6 AAOD and 57/60 Bn resulted in win for 57/60. During afternoon rugby match between 24BnM and 57/60 Bn teams was won by 24 Bn. Afternoon match Bn HQ v. B coy won by B coy. A coy mounted guard. Weather very hot and dry.	<i>AMG.</i>
	19 Feb		NCO cadre No. 2. began. Coys trained in camp area as per syllabus	<i>AMearns</i>

WAR DIARY or INTELLIGENCE SUMMARY

(Erase heading not required).

Unit 57/60 Aust Inf Bn.

Date and Time.—From 19 Feb To Feb 45

Place	Date	Hour	Summary of Events and Information	Remarks and references to Appendices, Diaries, &c.
TOROKINA	19 Feb		Pictures at Bde theatre(VITORIA PARK) xx —"Strike Up The Band"	
			No guard mounted. Weather hot.	<i>AMG.</i>
	20 Feb		All coys moved out to LOAT area to tra in as per syllabus.	
			Weather hot and fine.	<i>AMG.</i>
	21 Feb		Maj PITT and I.O. moved out to xx 9Bn for two days observation	
			of forward areas, and movement of troops in forward areas in	
			MOSIGETTA areas. A B C D HQ coys out in LOAT AREA trg as per	
			syllabus. Band practice for band competition to be held Bde	
			sports ground Sat 24th. Weather hot and dry.	
	22 Feb		A.B.C.D. and hq coys trg in LOAT area. Maj. Pitt and I O returned	<i>AMG.</i>
			1745hrs from MOSIGETTA. Road jeepable TOROKINA to MOSIGETTA—	
			travelling time 4½ hrs. Weather hot and fine.	
	23 Feb		A.B.C.D. and HQ coys returned from LOAT area—HQ coy 0800L	
			other coys 1300L. Move back in form of simple exercise with	<i>AMG.</i>
			tactical situation created. Guard not mounted. Weather hot heavy	
			showers during afternoon.	

William H

WAR DIARY or INTELLIGENCE SUMMARY

(Erase heading not required).

Unit-----57/60 Aust Inf Bn-----

Date and Time.—From 24 Feb To 26 Feb 44

Place	Date	Hour	Summary of Events and Information	Remarks and references to Appendices, Diaries, &c.
TOROKINA	24 Feb		<p>Bde sports meeting---athletic championship, including band competition, platoon marching sig mortar and MMG competition held 0830L to 1200L. Meeting well-conducted and very successful. 57/60 Aust Inf Bn won both the HAMMER CUP for Bde championship and TOROKINA CUP for highest aggregate points for all competitions. Gen S SAVIGNI made presentations to LtCol MARSTON C O of 57/60 Bn. Visitors at the meeting as guests of 15 Bde were Gen SAVIGNI, Gen BRIDGEFORD and Brig CREMOR. During afternoon a football match between 57/60 Bn and 53 Sup Pl. resulted in win for Sup Pl. Coy mounted guard. Weather hot showers later.</p>	AMB.
	25 Feb		<p>Int section out to recce tracks north of Hill 60 Road for exercise purposes. Coys training as per syllabus. IOs lecture to officers and NCOs on operations in the MOSIGETTA area. Pictures at VICTORIA GARDENS AT 1930L, "Sensations of 1945". Weather hot and fine, showers in late afternoon.</p>	AMB.

Alban Miller Lt

WAR DIARY or INTELLIGENCE SUMMARY

Army Form C.2118
(adapted.)

(Erase heading not required).

Unit 57/60 Aust Inf Bn Date and Time.—From 25 Feb To 28 Feb 44

Place	Date	Hour	Summary of Events and Information	Remarks and references to Appendices, Diaries, &c.
TOROKINA	25 Feb		Church parades in morning. Make and mend during day. Morning football match B.v.D. coy resulted in win for B coy. In afternoon HQ coy defeated Bn HQ. Weather hot with afternoon showers.	<i>AMB</i>
	27 Feb		A, B, C, D, HQ coys moved out 0500L to LOAT trg area until 2 Mar—trg carried out as per syllabus. Personnel left in camp occupied with camp duties. Weather hot and rainless.	<i>AMB</i>
	28 Feb		All coys in LOAT area carried trg according to syllabus. Personnel left in camp on camp duties and working parties. Weather hot with light showers in afternoon.	<i>C. McArthur Lt</i>

D.3155/1.30.—C.4788.

210

War Diary

57/60 AUST INF BN ADM INSTR 1/45

FD FIRING DEMONSTRATION - 1 FEB 45

HQ 57/60 Aust Inf Bn

30 Jan 45

1. STAFF FOR EXERCISE

- Director and Commentator -- Maj D D PITT
- Safety Officers
 - 4 Sec -- Lt H T PATERSON
 - 5 sec -- Lt W R WINCHESTER
 - 6 sec -- Lt J B BOYLE
 - Mortar -- Lt I M PENDER
- Assistant Commentators --
 - Lt W R LINTON
 - Sjt NEWLAND J R
 - Cpl PROWSE A J
 - Cpl BAKER R
- IC Representation Enemy Fire - Sjt BEALE I L
- IC Comms and PA System - Sjt THOMSON J K

2. SENTRIES

RSM will detail three sentries to patrol entry pts into the Fd Firing area to prevent any personnel from entering the danger areas. These sentries will be given their locations and duties by the Director and will be in posn by 0730 hours 1 Feb 45.

3. TPS TAKING PART

- 17 Pl D Coy
- Det 2 Pl HQ Coy

4. PERSONNEL OBSERVING

All offrns and Sjts will attend. Similar parties from other units of 15 Aust Inf Bde are also attending.

5. REHEARSALS

All personnel detailed on paras 1 and 3 above will attend at the Fd Firing area for rehearsals leaving BnHQ at 1015 hrs and returning to coys at approx 1530 hrs. Lunch for this party will be provided by D Coy, making any necessary adjustment with other coys concerned.

6. EXERCISE

All sig lines, PA system and MMGs and all personnel taking part will be installed or in posn by 0745 hrs 1 Feb. The exercise is to commence at 0800 hrs and will conclude at approx 0915 hrs.

7. ASSEMBLY

Spectators from 57/60 Aust Inf Bn will assemble at BnHQ at 0715 hrs for transport area.

8. TRANSPORT

(a) Vehs

Number and type	Time of reporting	Place of reporting	Loading
2 x 3 ton	0700 hrs	D Coy	17 Pl
1 Jeep	0700 "	HQ Coy	Det 2 Pl
1 Jeep	0700 "	BnHQ	RSM and Sentries
1 Jeep	0700 "	HQ Coy	Sig Det
2 Jeeps	0700 "	BnHQ	Director and Staff
2 x 3 ton	0730 "	BnHQ	Spectators
1 Jeep	0730 "	BnHQ	CO

(b) Two Jeeps will return to transport lines immediately after delivery of load at Fd Firing area.

9. IO will prepare suitable directional sign posts and have them erected by 1730 hrs 31 Jan to indicate route to the Fd Firing area and location of veh pls.

Walter ...
Capt
Adjnt 57/60 Aust Inf Bn

DISTRIBUTION

- A Coy
- B Coy
- C Coy
- D Coy
- HQ Coy
- 15 Aust Inf Bde (AIF)
- CO
- 2 ic
- Adjnt
- QM
- IO
- TO
- RSM
- File
- War Diary (2)
- Spares (4)

Keck
2 { OP - 6
Village
clearing }

2 Trucks + Tractors 0630 B Coy

Pattern 47 0630

Det 0630

Spain

57/60 AUST INF BN

PD FIRING DEMONSTRATION

TOROKINA RIVER - 1 FEB 45

OBJECT To teach by demonstration fire and mov within a rifle pl in close country.

SUMMARY
OF
EXERCISE The exercise deals with the action of a rifle pl on contacting minor opposition whilst moving along a jungle trail. Action after first contact consists of sec and pl attacks, the latter developing into a river crossing and the est of a bridgehead across a river prior to continuing mov along trail.

- LESSONS
- (i) Covering fire is essential to any adv. Without it fwd mov will often be impossible. The nearer the pl gets to the enemy posn, the greater the need for covering fire.
 - (ii) In order to allow covering fire to continue right up to the moment the assault goes in, every effort must be made to assault from a posn off to one or other of the flanks.
 - (iii) There must be no interval between the cessation of covering fire, and the beginning of the assault. If there should be an interval the enemy will be able to begin shooting again. Remember that if the enemy is dug in, covering fire seldom kills him, it merely makes him keep his head down so that he cannot shoot back.
 - (iv) It is necessary to plan ahead to assist in reaching sound decisions quickly and in formulating a sound and simple plan.

GENERAL
SITUATION 57/60 Aust Inf Bn, from NABAMA has been given the task of moving on 1 Feb to occupy the import track junc at NUMA NUMA and deny it to the enemy. The following pts were incl in the orders for the adv:-

Infm - no located enemy posns on line of adv, but enemy patrols thought to be operating in the area. Latest air recce and photographs made on 29 Jan.

Leading Coy - D Coy
3rd Bound - RIVER KNOLL

OPENING
NARRATIVE Ref att sketch.

The adv proceeded without incident and at 0800 hrs 17 Pl, the leading pl of D Coy, had reach pt marked SP on sketch.

PHASE 1

LESSONS

Intercomm during adv to contact.
Fwd posns of comds during adv.
Fwd mov of comds and sub-units on first contact
Reporting of infm.

NARRATIVE

17 Pl is advancing with 4 sec fwd, followed by pl HQ and 5 and 6 Secs in that order. On reaching A the two scouts of 4 sec are fired on by LMG from X. The scouts go to ground, the sec closes up astride the track and the sec come moves fwd to contact the scouts who give him location of enemy posn. Sec comd then tells scouts to engage enemy until relieved by the Bren gp and then to withdraw to him. Sec comd withdraws to sec and tells Bren gp under 2 ic to take over from scouts and hold the track. Pl comd and runner arrive and sec comd gives him infm available and states that he considers he can deal with the bunker by himself. Pl comd agrees and sec comd then gives his orders for attack around right flank, sp by Bren at A.

Pl comd sends runner with message to Coy Comd.

CONDUCT OF EXERCISE

As scouts arrive at A, W1 opens fire across TOROKINA River and continues firing until Bren opens up. (see phase 2)

Dialogue 1 - scouts and sec comd

Dialogue 2 - sec comd, pl comd and pl runner.

PHASE 2

LESSONS

Est of firm base on track.
Assault by sec, sp by Bren firing at 90 degrees to line of assault.
Use of hand grenades in mopping up.

NARRATIVE

Bren is now fwd and firing at X. The scout gp withdraws and sec comd leads sec around the right and advances and secures edge of track on right of X. When in posn, one man sent fwd to throw two grenades into bunker.

As second grenade explodes, sec dashed across track and enemy LMG opens fire from Y. No cas and Bren arrives from A and is directed to edge of clearing on right of track to engage Y.

Sec comd sends runner to pl comd but they meet on track and pl comd is led to sec comd. Pl comd leaves his runner on track to direct O gp fwd to him and to take a message to coy comd.

Pl comd makes recce on other side of track and on return to X finds coy comd awaiting him. Pl comd gives him an outline of his plan for attack and coy comd agrees to let pl do the job. Pl comd then issues his orders to the O gp.

CONDUCT OF EXERCISE

Bren opens up as sec moves off and fires normal rate at X. Pers at W1 move to W2, hoisting safety flag when in posn. When sec turns in direction of X, Bren to fire over bunker and stops firing when OSMGs open up.

As sec moves out of jungle, W2 opens fire across TOROKINA River and continues firing until Bren opens from B.

sec

Dialogue 1 - sec comd and runner, pl comd, pl runner and O gp.
Dialogue 2 - No 6 sec comd and sec.

PHASE 3

LESSONS

Use of maximum fire to sp the assault.
Location of sp weapons to afford sp up to the last possible second.
Having res fire power to deal with new targets.

NARRATIVE

4 sec Bren continues firing at Y and pl moves to right. As Y continues firing, 4 sec opens with rifle grenades.

5 sec takes up posn at B and opens fire on Y with Bren and rifle grenades. Mortar is put in posn at B.

Fire from Y ceases when 5 sec commences firing.

Enemy LMG opens from Z and sprays timber edge around B. Pl Comd tells mortar to engage with HE and sends runner to 6 sec telling comd of existence of enemy at Z and to give protection to his right flank prior to assaulting Y.

6 sec assaults and takes up posn at C. Sec comd reorganizes and then looks at front. Finding the native br no longer in existence, he sends two men down river to find a crossing. These men report that a rope stretches across river at E. Sec comd sends runner to pl comd to give him all infm.

Meanwhile, 4 sec moves fwd to D and 5 sec and Pl HQ move on edge of timber and close up behind C. Pl Comd tells 5 sec to cross by rope and continue original plan and tells 4 and 6 secs to sp. Mortar to remain with PlHQ.

CONDUCT OF EXERCISE

Bren of 5 sec opens fire on Y as soon as it is in posn at B. Three rifle grenades also fired from B.

Fire from W2 ceases on firing of third grenade (from 4 sec) and opens again after the firing ~~time~~ of the sixth (from 5 sec) This fire then continues intermittently until the opening of fire on Z by Bren of 6 sec from C.

Dialogue 5 - comd 6 sec and runner
Dialogue 6 - pl comd and comd 5 sec.

PHASE 4 - RIVER CROSSING

LESSONS

Maximum fire sp to cover est of bridgehead.
Est of bridgehead before mov of remainder of pl.
Immediate continuation of adv when whole pl over river.

NARRATIVE

The river crossing and attack proceeds as planned, 5 sec crosses at E, moves into jungle, assaults Z from the right, again using OSMGs and grenades, reorganizes at Z and fires at two Japs retreating at the double.

As 5 sec assaults, Bren on 4 sec lifts fire to engage spot on RIVER SPUR where some mov seen. 6 sec ceases fire and moves across the river by the rope and continues past Z to F where it halts. PlHQ follows 6 sec, and halts behind Z with mortar ready to fire. When 6 sec reaches F, 4 sec crosses river at E, and moves to F on right of 6 sec. PlHQ then moves to F and is followed by 5 sec which then moves fwd as leading sec.

CONDUCT OF EXERCISE

After 5 sec assaults, rear secs to fire ONLY Brens, targets to be right and left of Z. No firing by 4 and 6 secs when across river as remaining enemy are assumed to have withdrawn by that time.

As secs enter scrub at F they will close there out of sight of spectators and rest until recalled. The exercise will conclude with the disappearance of the last man into the scrub.

ADMINISTRATION

CONDUCT OF EXERCISE

1. EQUIPMENT

17 Pl will be in battle order and will be equipped as per WE.

2. SAFETY - GEN

(a) Rifles and Bren guns will not be fired when the angle between the target and tps in front of the firing posn is less than -

For Bren Guns - 3 degrees

For Rifles - 3 degrees

(b) In addition, Bren guns will not be fired so that any strike falls closer to the firing posn than that of the nearest tps, unless the angle between target and tps is at least 45 degrees.

(c) The line of fire for mortar HE bombs and rifle grenades must be at least 50 yds from the nearest tps for its complete length and selected targets will be at least 75 yds from the nearest tps.

(d) Safety offrs will ensure that no loaded weapon is pointed or aimed in the direction of tps, nor any mov undertaken unless the safety devices of the weapons are applied.

(e) No overhead fire by small arms weapons will be permitted.

3. SIGS

The following pistol signals will be used during the exercise -

(a) One White - Exercise to begin or go on.

(b) Two Reds - Emergency sig - cease firing and make safe all weapons.

(c) Two Whites - End of exercise.

57/60 AUST INF BN FD FIRING DEMONSTRATION

1 FEB 45

COMMENTARY

OBJECT OF EXERCISE)

SUMMARY OF EXERCISE)

LESSONS)

GENERAL SITUATION)

EXPLANATION OF GROUND

Refer to sketch

THE STORY SO FAR

All from exercise script

The CO received his orders for the op last night, studied his map and aerial photographs and issued his orders to his Coy Comds. They, in turn, acted similarly and so did the pl and sec comds in their turn. In this way every member of the unit had at least a gen idea of the route to be followed during the adv, the type of country to be encountered and the type of obstacles which would be met.

In the orders for the adv, D Coy was nominated as leading coy for the first stages and was given his bounds along the route. This coy comd in turn, ordered 17 Pl to be his leading pl and gave, as one of his coy bounds, RIVER SPUR. This also becomes a pl bound.

We will now consider the action of 17Pl during last night. Naturally, all adm arrangements were carried out - weapons and amm inspected, eqpt checked and all the other pts for attention prior to an operational move. Whilst this was going on, the pl comd gave the normal orders for the adv, incl order of mov, fms, coy bounds and pl bounds. In addition, after explaining the route, terrain, obstacles and the chances of meeting the Jap, he explained several pts which he had discussed with his coy comd. One of these was the method of crossing the TOROKINA River, the first and biggest obstacle on his route. He had made a sketch of the area where the track crosses the river - a copy of this sketch has been handed around for your infm. He then outlined his probable action on arrival at the river, dealing with it in two phases - firstly if the near bank were clear of enemy, and secondly, if the near bank were held by the enemy. So that, before arriving at the river, the pl comd has an outline plan ready and his sec comds know of his probable action.

Therefore, in the demonstration which you will see, reference will be made to this outline plan made last night.

I have explained this procedure in detail to emphasise the necessity for all comds, no matter how junior, to plan ahead. No matter how incomplete the infm is on maps, it is always desirable, and at most times imperative, to plan ahead. A comd who blunders into an op, not giving the case sufficient consideration beforehand, may be forced into hasty action, leading possibly to disaster, or will have to use valuable time in making a longer recce than would have been necessary otherwise.

However, our pl comd has done the right thing and also carries his sketch to assist him in giving orders to his sec comds.

The play is now ready to commence but, before it does, I want ~~you~~ you to explain a special set-up included in the demonstration to keep you fully in the picture, to let you actually hear the discussions taking place amongst the main actors and to hear the orders as actually given by the comds concerned. I will now introduce the players to show you how the system works. The members of the pl have prominent white markings to allow spectators to follow their movs.

Comds and other special personnel have distinctive markings, as you shall see.

(Players introduced)

(Explanation of system - quite untruthful)

PHASE 2 - APPROACH TO CONTACT

The demonstration commences with 17 pl advancing along the track, moving from your left. This part of the exercise is a continuation of the demonstration given by 24 Aust Inf Bn last week and I want to emphasise again the main lessons brought out on that occasion --

(a) Free use of visual signals to facilitate control.

(b) Comds well fwd.

(c) Fwd flow of sub-units when contact is made.

(Demonstration begins - fire white very light)

(as sec cmd arrives at scout gp, Dialogue 1)

(Dialogue 2 as pl cmd reaches sec cmd, continuing for issue of orders to sec)

(Recapitulation on lessons)

PHASE 2 - SEC ATTACK

(Lessons from exercise script)

(Dialogue 3 as sec cmd gives message to runner, continuing until pl cmd completes his orders to the 0 gp)

(Dialogue 4 as cmd 6 sec commences his orders to his sec until conclusion of orders)

(Recapitulation on lessons)

PHASE 3 - PL ATTACK

(Lessons from exercise script)

(Dialogue 5 giving message of cmd to sec to be taken to pl cmd)

(Dialogue 6 on arrival of cmd 5 sec at pl cmd's posn)

(Recapitulation of lessons)

PHASE 4 - RIVER CROSSING

(Lessons from exercise script)

(Gen commentary as exercise proceeds)

(Recapitulation of lessons)

EXERCISE ENDS

(Recapitulation of gen lessons given in introductory portion of exercise)

57/60 AUST INF BN

FD FIRING DEMONSTRATION 1 FEB 45

SCRIPTS FOR DIALOGUE

DIALOGUE 1

Cast - 1st Scout *BAKER*
2nd Scout *Prowse*
Comd 4 sec *NEWLAND*

Scene - Two scouts taking cover at A from enemy LMG fire.

Enter Sec Comd

NEWLAND Sec Comd: Have you spotted him yet.

BAKER 1st Scout: Yes. The dirty b----- *Ludger* has the drop on us from a bunker about 50 yds ahead. You can see him if you look along the track but you'll have to be quick.

(Sec comd kneels up and looks along track and ducks back just in time to miss a burst from LMG)

NEWLAND Sec Comd: There's no future in moving further along here. Hang on for a few minutes and I'll send the Bren group up to fix from here. Give the gun a bit of support as he comes up and then get back to me. Can you get at him from there Jim?

Prowse 2nd Scout: I'll fix the dirty yellow b-----s

Exit Sec Comd

DIALOGUE 2

Cast - Comd 4 Sec *NEWLAND*
Pl Comd *LINTON*
Pl runner *BAKER*
2 ic 4 Sec *Prowse*

Scene - Sec Comd has just returned from seeing scouts and has sec around him.

NEWLAND Sec Comd: Jack, get the Bren up and take over from the scouts. Move on the right side of the track - you'll get a better go at him from there. The Jap's sitting pretty in a b--- big bunker on a slight rise about 50 yards up the track. The Jap's got a pretty itchy finger so watch your step.

Prowse 2 ic: OK Corp - be seeing you.

NEWLAND Sec Comd: Just a minute. I want you to get his head down and keep it down. I'm going to take the section around to the right and have a crack at him from there. I'll stop on the right of the bunker and get him out with our Owens or maybe pop a grenade in on him. I'll try to show you when we get there so watch carefully and for C-----s sake don't shoot us. Watch for a signal to move forward when we get to the bunker.

Prowse 2 ic: OK - when I think you are almost there, I'll ease her off to the left a bit.

Exit 2 ic (with Bren group)

~~Enter~~ Enter Pl Comd with runner in rear.

LINTON Pl Comd: Thought we might run into it about here. Anyone hurt?

NEWLAND Sec Comd: Not yet, but the track's a bit unhealthy. I've just sent the 2 ic with the Bren to hold on the track and the scouts are coming back here. The Jap's in a bunker about 50 yards along the track - quite a nice posn on a slight rise.

LINTON Pl Comd: Where do you reckon we are now?

NEWLAND Sec Comd: I get a glimpse of some grassland beyond the bunker but couldn't get a very good view - the Woodpecker sounded rather nasty.

LINTON Pl Comd: That's alright. We should be up to the clearing by now - I made it just over 300 paces from that last ford. Do you think you can get him out?

NEWLAND Sec Comd: Yes - I figured on leaving the gun to support me and have a crack at him around the right flank.

LINTON Pl Comd: Alright - get going now. If you can't get right in to the bunker, fix him there and I'll probably go further around to your right. I'll look after your Bren if you don't make it. Runner!

(Runner moves forward)

LINTON Pl Comd: Get back and tell the Skipper that 4 Sec has been held up about 50 yards this side of the clearing by a Jap IMG I'm pushing 4 sec on and expect they'll get the bunker alright. Got that!

Runner(repeats)

BAKER 4 sec held up 50 yards this side of clearing by IMG in a bunker. 4 sec is pushing on and you expect they will make it.

LINTON Pl Comd: That's right - and get back quickly.

NEWLAND Sec Comd (to section): You heard what I just told Jack. If there is only one bunker there, the job should be a pushover. The Bren will keep the b---s quiet and we'll move through the scrub on the right and then swing in onto the bunker. We'll go in through here, keep parallel to the track for 70 paces and then turn left. We'll then go 20 paces and halt while I get a look at the bunker. Bob, you get a grenade ready and, when I give the word, dash out and pop it into the bunker and then duck back to me. Brian and Alby - keep close behind Bob and be ready to dash across the track as soon as the grenade goes off. You'll be responsible for protecting our left flank. You others - keep on my right and keep that side clear and let me know if you spot the clearing. I'll lead off from here in single file. Everyone right?

BAKER Bob: What about Jack and his Bren? I don't want to get shot in the arse.

NEWLAND Sec Comd: I'll try to give him the office to stop but he's not going to fire our side of the bunker so you'll be OK. Get going and keep closed up.

Sec moves off track into scrub.

DIALOGUE 3

Cast - Comd 4 Sec NEWLAND
Sec runner BAKER
Pl Comd LINTON
Pl runner BAKER
Pl O Group
Coy Comd LINTON

Scene - Behind Bunker X

NEWLAND
Sec Comd: Whip back and tell Mr Foster that we made it OK; no casualties and at least two Japs knocked rotten in the bunker. Also tell him that we are on the edge of the clearing and that the Bren is engaging another Jap bunker across the clearing.

BAKER
Sec Runner: No casualties - two dead Japs - Bren is engaging another Jap bunker across the clearing.

NEWLAND
Sec Comd: OK.

Exit runner but he returns in about 30 seconds with Pl Comd and directs him to the Sec Comd.

LINTON
Pl Comd: Nice work, Leishman. Where's this other post you've located?

NEWLAND
Sec Comd: The clearing commences from this bunker sir, and there's a bunker with another LMG on the far side. Looks as though it is pretty close to the river bank. The Bren is on to it now but he's going quietly until you want to move on and the Jap is still having a crack at us.

LINTON
Pl Comd: Where's your section now?

NEWLAND
Sec Comd: I've got two men across the track watching the left, the Bren group just forward here and the rest here with me.

LINTON
Pl Comd: Right. I'll get forward to the edge of the clearing and have a look. When the O group comes up, tell them to wait here under cover.

O group arrives.

NEWLAND
Comd 4 sec: Mr Foster has gone to have a look and wants you to wait here.

P-OWSON
Comd 5 sec: Did you get any Japs, Harry?

NEWLAND
Comd 4 sec: Got a couple of mangled remains in the bunker here. I nearly lost Brian and Alby. That clearing is just ahead and an LMG from the other side nearly copped them as they dashed across the track.

Enter Coy Comd.

LINTON
Coy Comd: That's a good start, chaps. The old Jap didn't last for long once you got at him.

NEWLAND
Comd 4 Sec: Alright so far sir, but there's another bunch having a crack at us now. My Bren is keeping him fairly quiet but I'm conserving ammunition until we have another go at the b-----s.

LINTON
Coy Comd: Where's Mr Foster.

NEWLAND
Comd 4 Sec: Here he comes now sir.

LINTON
Coy Comd: Hullo, Bill. Everything going alright.

LINTON
Pl Comd: Yes sir. 4 Sec did a good job. I can get on further with my platoon. The ground is just as we thought from the photograph.- the ground is quite flat in the clearing and I think we can carry out with the plan we discussed last night - around the right flank.

LINTON
Coy Comd: Right-o. I'll get the 3 inch mortar up here in case you want it but I don't think you will have much trouble. I'll get back out of your way.

Exit Coy Comd.

LINTON
Pl Comd (addressing O group): Have a look at this sketch again. We are here now where the track enters the clearing. The new Jap bunker is here, right on the river bank, apparently right in front of the bridge. The clearing is quite flat with very little grass. These huts are still there and may give us some cover. The jungle is fairly dense all the way round and so we can move around it unobserved, but we won't be able to move very fast. We'll get that bunker first and then get across the river from there but the Jap may have something over the other side of the bridge. We'll go around the right.

4 sec - you hold this track and keep the Jap well inside his bunker, particularly when we get close to him. 6 sec - I want you to move around the clearing, keeping just out of sight and assault the bunker along the river bank. You may be able to come out in the open when you get close up. 5 sec - you move down until you get in line with the bridge and pepper the bunker from there. Also have a go at anything on the bridge. If you can't see the bridge, you will get its location by picking up the track on the far side. 4 and 5 will also use your rifle grenades at the bunker but only use three grenades each. I'll move with 5 sec and I want the mortar to move with me. I may be able to help you, 6 sec, if any new targets pop up, particularly across the river. We will be able to see you when you get towards the bunker and 4 and 5 will know when to stop but I want them to keep firing until the last possible moment. When you are in posn for assault fire one green.

4 and 5 sections - when you have to stop firing move forward 4 on the left and 5 on the right - 5 to wait until 4 gets half way to the river. 4 sec - you move down on the edge of the clearing and take up a position on the river bank on the left of the track so that you can cover the bridge and the track on the far side. I'll move ahead of 5 sec but the mortar can still move with it.

6 sec - when you make your assault, watch the far bank carefully. You may want your Bren to help you in, but we should give you all the support you need from back here. You had better get your Bren straight on to the river bank in case the Jap gets nasty from the far side of the river. You could also cover the bridge.

I expect I'll still get 5 sec across the river first, followed by 6 and then 4, but I'll let you know definitely when we get down there.

I'll fire a success signal as soon as I see that 6 sec is safely on the river bank.

I haven't given you any special navigation instructions but you can't go wrong if you take your directions from the edge of the clearing. Do all your timings by observation.

Any questions?

Right! - I'll take you forward now to show you the clearing and the bunker and clear up any difficulties you may have. When you come back, get under way as soon as you can but get an OK from me before you move off.

-5-
DIALOGUE 5

Cast - Comd 6 Sec *NEWLAND*
Sec Runner *BAKER*

Scene - A and C, Sec Comd having just received report re rope crossing.

Sec Comd: Jack, get this message back to the Pl Comd. You know *NEWLAND* where to find him.

Runner: Yes - he should be coming forward from 5 Sec along the *BAKER* track we made.

Sec Comd: Tell him that we are in a good position on the river bank. You can direct him by the posn of this bunker. Tell him *NEWLAND* that Jap has another LMG in a bunker on the track on the far side of the river about 100 yards back from the bank. Also, the b--- old bridge does not exist but I've located a rope crossing about 50 yds downstream. Got that?

Runner: Jap bunker with LMG on track about 100 yds from the far *BAKER* bank. Bridge does not exist but there is a rope crossing about 50 yds downstream.

Sec Comd: OK - tell him where I am.
NEWLAND
Exit Runner.

DIALOGUE 6

Cast - Pl Comd *LINTON*
Pl Runner *BAKER*
Comd 5Sec *PROWSE*
Comd 6 Sec *NEWLAND*

Scene - Pl Comd has looked at the rope crossing and the ground on the far side of the river and is now making final adjustments for the river crossing.

Pl Comd: You all probably know by now that the Jap has done the dirty on us and has removed the bridge. However, he has been *LINTON* using a rope crossing about 50 yds downstream and we can cross there. The river does not appear to be more than about four feet deep.

5 Sec: That Jap LMG is on the far side of the track about 100 yards *PROWSE* from the bank. 6 Sec has him pretty well under control and 4 Sec will be on the job also in a few minutes.

Pl Comd: The river crossing will be carried out as I have outlined before *LINTON* - 5 sec to cross first, capture the bunker position and then organise a position there - in effect, forming our bridgehead. 4 and 6 Secs will support you. When you are settled, 6 sec will move across and will move through to the top of the bank on river spur. When you are in position there I will move 4 sec across to go forward and assist 6 sec, going to their right. Pl HQ and the mortar will move with 4 sec. From the high ground, I'll signal for 5 Sec to move forward through the other secs, and the advance will be continued in the order 5 sec, 6 sec, 4 sec. As the RIVER SPUR is a company bound, I don't expect that you will have to move very far forward for the time being. 5 Sec - let me know when you are ready to move - have a good look at the crossing and the Jap position straight away. I will let 4 sec know what is going on. Success signal will be fired from high ground after I arrive there. Any questions?

PROWSE Comd 5 Sec: Are you going to use the mortar, sir?

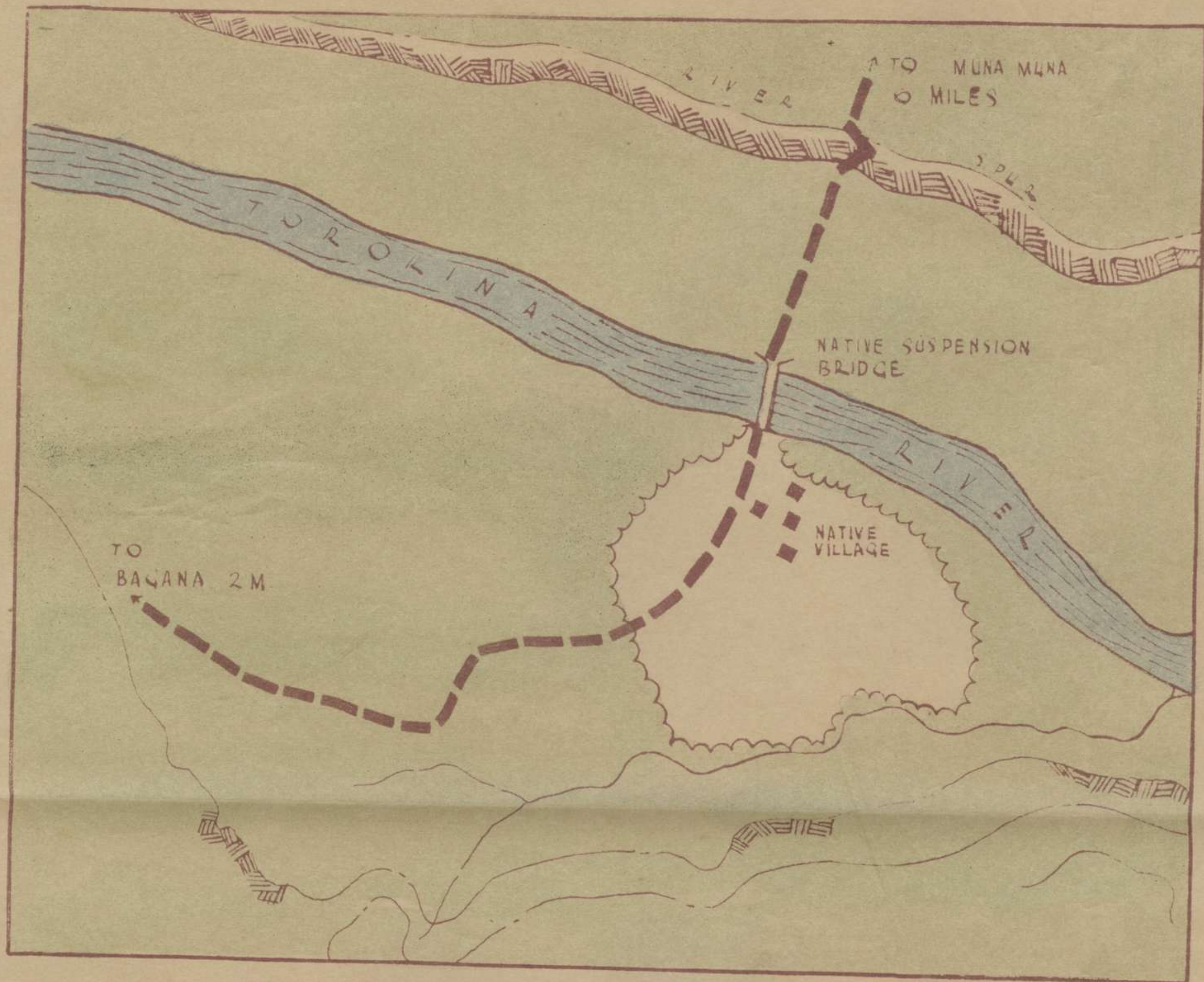
Pl Comd: Let me know after you look at the ground whether you want *LINTON* it. The range is a bit short but I may be able to help you with some smoke. Report to me here when you are ready

Comment after this on mov of exercise.
Decision regarding use of smoke?

SKETCH OF AREA TOROKINA BR

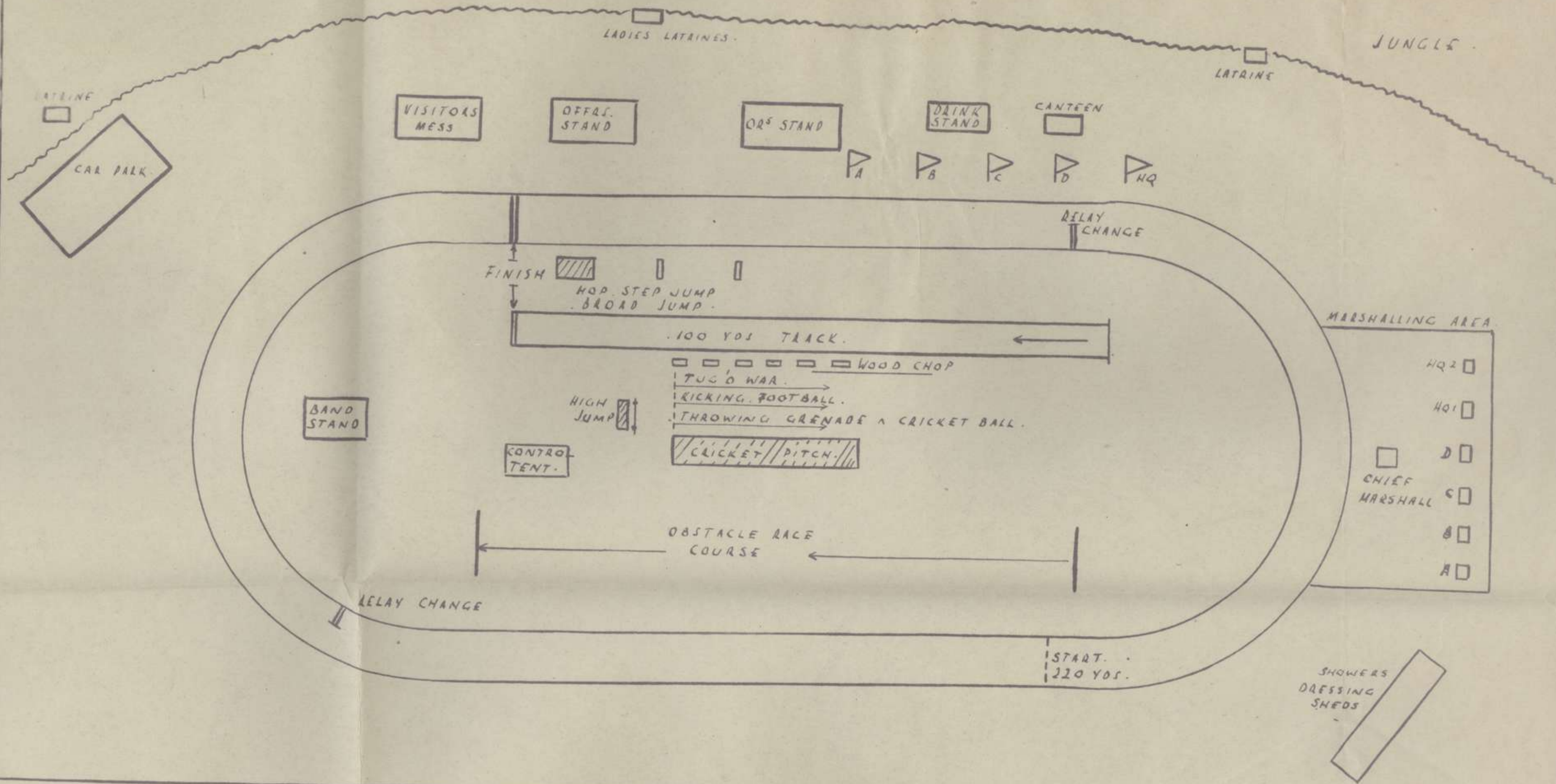
TAKEN FROM AERIAL PHOTOGRAPHS 29 JAN

APPROX SCALE 1 INCH = 100 YDS



DIAGRAMATIC SKETCH SPORTS AREA

Hardy



REPORT ON TRAINING WEEK ENDING 3 FEB 451. OUTLINE OF THE CARRIED OUT(a) Rifle Coy

The majority of the week's trg consisted of trg in inf tk co-operation in which each Coy carried out the following periods :-

- (i) 2 hr period -- introduction to the MATRIDA tk, lecture on characteristics, apparatus and cams. Demonstration of capabilities in secondary growth and jungle. All tps in this period were given the opportunity of crawling all over the tks.
- (ii) Half day period -- inf, the fire when moving over open country, through secondary growth and along a jungle trail. Practice in methods of cam from inf to tks. Elementary tactics for co-op between both arms.
- (iii) One hour demonstration exercise carried out by A Coy and one tp of tks, as repetition of demonstrations given by 2nd Aust Inf Bn and B Sqn 2nd Aust Arm Regt. The remainder of the Bn witnessed the demonstration; a commentary on the exercise was given over the PA System. Demonstrations carried out were :-
 - (a) Attack by inf and tks against previously determined enemy positions through thick secondary growth.
 - (b) Attack on enemy position where tks cannot move onto objective because of nature of ground. Inf aslt with fire sp from tks from a flank.
 - (c) Coy adv along jungle track with one tp of tks in sp.
 - (d) Attack by inf and tks against previously located enemy positions across open country. Tks using all weapons except 3 in howitzer.

An exercise to demonstrate fire and manoeuvre within the pl was carried out by 17 Pl B Coy on 1 Feb and witnessed by all oftrs and HQ cadres of the Bde.

Three half days were occupied by the Brigade parade and preparation therefor. The remainder of the week was spent in carrying out periods of individual trg in weapons and fieldcraft which had been included in the previous week's trg syllabus but had not been carried out. Half hour periods of bayonet trg were carried out daily, and two coys carried out sec exercises in the adv, along a jungle trail.

(b) Inf Coy

- (i) 1 Pl Mainly occupied with sig cadre and bde sig exercise. Laying of cable in preparation for LOAF trg.
- (ii) 2 Pl Squad drill with and without arms, gun drill, mech, stripping and lectures on map reading. Range practice.
- (iii) 3 Pl Elementary mortar drill, lectures and practice in map reading and use of compass.
- (iv) 4 Pl Gun drill, mech and preparation of gun positions. Lectures on map reading.
- (v) 5 Pl Course of instr in engr works at 15 Aust Pd Coy.
- (vi) 6 Pl Normal adn duties

The whole coy witnessed the inf tk co-operation exercise carried out by A Coy.

2. STANDARD OF TRY

The standard of individual try has improved as a result of the increased try periods and is considered satisfactory.

Considerably more tk try will be required to produce the required standard of inf tk co-operation. Try to the present stage has covered only introductory and elementary work, and whilst this work has been satisfactorily carried out, many points were noted for correction in future exercises.

Generally it may be said that the standard of try has suffered from the numerous interruptions to the try syllabus laid down. However, this fault should be remedied during the forthcoming IOAT periods.

3. STANDARD OF FITNESS

The standard of fitness throughout the unit is good and is continually improving as a result of mass PT, sport and bayonet try. The majority of personnel in the unit who are not thoroughly fit because of age or some slight disability have been disposed of by transfer to 2/1 Aust Gd Regt or posting within this unit to such jobs as OR's in charge of Education Hut, Sports and Amenities Store etc.

Skin complaints continue to show a decrease both in number and severity and during the last three days of the week there were no personnel off duty because of skin disease. HQ's weekly skin inspections and pl conds daily foot inspections have had very beneficial results.

4. UNIT COURSES

(a) HCO's Course

Interruptions during the week have caused further setbacks to the syllabus, but nevertheless reasonable progress has been made. Students continue to show keen interest and willingness to learn. Emphasis has been placed on fd sketching, track going maps, recon and patrol reports, jungle navigation and pacing during the last week of try, in an effort to produce a high standard in this work amongst all HCO's.

(b) Inf Course

Progress in this course has been fairly satisfactory although not completely up to expectations. Some students show a definite limit in their capacity to absorb knowledge and seem unable to progress past a certain stage. Some changes in the syllabus have been made to allow for recapitulation on weak subjects. Work carried out over the last week has been mainly in the form of practical and outdoor exercises in the IOAT area.

RP's attending this course have produced very satisfactory work.

(c) Sig Course

Students at this course participated in the Bde Sig exercise with the object of giving them practical experience in sig procedure and duties in the field. All students showed keen interest in the work and the majority have now reached a standard of 10 words per minute receiving Morse. It is proposed to lengthen the course to allow for additional instr and with the object of fitting the best of the students to immediately be transferred to the Sig Pl.

(d) AR Course

Progress in this course is satisfactory although rather difficult to judge because of the limited practical work carried out. Message writing has shown considerable improvement and the standard is now fairly high. It is felt that the success of this course will be reflected in the raising of the standard of gen mil knowledge of the students attending, particularly by giving GMS's a grounding in the work carried out by the Coy Orderly Room Spl and vice versa.

(e) SB Course

This course commenced on 1 Feb and has only been running for two days. All members of the unit Band plus 3 personnel from each rifle coy, a total of 32, are attending. The course covers practical work mainly, with the addition of a few medical lectures, and is conducted on five half days each week.

5. TEST'S AND DISCUSSIONS

A TEST was held on 1 Feb for all offrs and pl sjts, the object being to examine and discuss details of pl mov along a jungle trail, as per 15 Aust Inf Bde TEST No 1.

6. MAN MANAGEMENT

Pl comds foot inspections are carried out as a part of daily routine and have been instrumental in preventing foot complaints from advancing beyond the initial stage where treatment is most effective.

Lines are in a satisfactory state, although continuous checking is necessary to ensure that the standards laid down are maintained.

The provision of hot showers is still held up because it has not been possible to obtain the necessary fittings.

7. GEN MATTERS

One offr and 36 OR's of 15 Aust FA Coy were att for trg during the week and were equally allotted amongst rifle coys. These personnel carried out normal inf trg.

8. LESSONS BROUGHT OUT

- (a) The necessity for additional inf-tn trg to eliminate the inf tendency to "hug the tks".
- (b) Fire and manoeuvre within the pl with particular ref to :-
 - (1) Action on contact - rear secs flow fwd and place themselves in an accessible posn so that they can be used quickly by the pl comd if necessary.
 - (11) Sp fire merely keeps the enemy's heads down and does not kill him.
 - (111) Sp fire need not be heavy in jungle country where the jungle itself provides the necessary cover for mov. It need only be given where mov over open country exposed to enemy fire cannot be avoided.

9. RECOMMENDATIONS FOR FUTURE TRG

It is suggested that, if tks are to be used in sp in ops, an additional full day per rifle coy be arranged for carrying out elementary tactical drills with the tks. This period would be required before tks are used in coy trg exercises.

Ran
Lt-col
Comd 57/60 Aust Inf Bn

57/60 AUST INF BN SYLLABUS OF TRAINING

WAR DIARY

PERIOD 5-11 Feb 45

Ser	Time	Day 1	Day 2	Day 3	Day 4	Day 5	Day 6	Remarks
1	0800 0845	Bn parade	LOAT - Reserved - Siting and setting up bivouac areas	Mass PT and games	Bayonet trg	Mass PT and games	Bn parade	Day 2 Repellant Iction parade to be held by coys at reveille. Mov from coy areas to commence at first light
2	0855 0940	Bn parade	Bayonet trg	Sec in contact practice - battle drill on leading scouts making contact, control by contact-fd sigs	Sec in def Demonstration of siting and layout of sec locality. Priority of tasks. Range cards and marks	Repeat exercise Ser 6 and 7 of Day 4		
3	0950 1035	Weapon trg Adv handling all weapons	Jungle navigation Org of sec for direction - pacing - track cutting	Sec patrol exercise. Man management in preparation - briefing - conduct of patrol - org of patrol - control inter- rogation of each member of patrol - reports	Sec in def Secs practice lessons of Exercise above - detail of individual tasks			Adm parade Kit and skin inspections.
4	1045 1130	Bayonet trg	Sec in contact, Battle drill. Man management on contact - man loads FIND - FIX - FEEL		Sec in contact Two sided exercise to test battle drill on con- tact to FIND- FIX-FEEL. Con- trol of sec cmd - drill for intercom to pl cmd.	Weapon trg	Adm parade	

Order	Time	Day 1	Day 2	Day 3	Day 4	Day 5	Day 6	Remarks
5	1300 1350	Range practices. Sec in attack on pill box. Demonstration of formations - head and shoulder control fire targets. Personnel and movement. NOT being exercised - weapon trg - adv handling	Sec in attack on pill box. Exercise to practice lessons of Ser 5 Day 2. FIX- FEEL- FIGHT	Sec in attack on pillbox. Exercise to practice lessons of Ser 5 Day 2.	Man management GD on management within Sec def locality, Pl Comd to prepare questionnaire to provide at least two points for each man of secs. Pts allotted to each sec for answers and discussion.	Man management. Preparation for movement as a patrol	Organised Sport & Games	Day 5. Prepare to return to camp - Timings for Coys will be issued on night Day 4. Secs in each Coy will be given recce task to be carried out during move. Secs will submit report for comparison & GD under Coy Comd direction
6	1400 1450	As above	Control by maint of contact. Exercise to involve change of direction to flank along branch trail	Sec in contact. Battle Drill Exercise prepared to test each Sec in drill on contact	Sec in attack " " def Two sided exercise. Each Sec in turn to act as defenders & attackers. Third Sec to act as umpires. Pl Comd to prepare umpires notes for each side. GD at conclusion to be conducted by umpire sec with Pl Comd as director.	Sec as recce patrol - navigation - control -reports	" "	Day 3. Pl Comd to prepare score card as competitive exercise. Pts allotted against each Sec for errors in action taken.
7	1500 1600	As above	Jungle navigation - track cutting & marking - control & direction during mov. Track cutting for encirclement	Bayonet Trg		As above	" "	
8	1930 2100	Man management. Preparation for LOAT	Sec mov. Navigation - pacing-control by contact	As for Day 2	As for Day 2	Coy community Concert and supper		Day 3 and 4. Routes selected to be new for each night
<u>SUNDAY</u>		Church Parade - Bn Tabloid Sports meeting						

NEWTS
SUNDAY - To study the mov of a pl along **jungle trails & when contact is made.** All offrs & Pl Sjts. On ground. 0915-1215

R. M. ... Capt
 Adjt 57/60 Aust Inf Bn

DISTRIBUTION

- A Coy
- B Coy
- C Coy
- D Coy
- HQ Coy
- CO
- 2 IC
- Adjt
- QM
- IO
- RMO
- Padre
- File (2)
- War Diary (2)
- Spares (3)

PRECAUTIONS AGAINST MALARIA

FEB

War Diary

Appx 13 to
57/60 Aust Inf Bn Standing Orders

1. INTRODUCTION

Practical experience in the past has proved that Malaria can be suppressed by the observance of the precautions set out hereunder. If these precautions are implicitly carried out **THERE WILL BE NO MALARIA.** Failure to completely defeat Malaria will be regarded in the same way as failure in the field due to neglect or incompetence. Company Commanders will be held personally responsible for strict observance of these regulations by all personnel under their command. The occurrence of a case of Malaria in a Company will be regarded as *prima facie* evidence that the soldier's Company Commander has failed to ensure the observance of these regulations.

2. APPLICATION OF THESE REGULATIONS

(a) These regulations will apply to all members of, and personnel attached to, 57/60 Aust Inf Bn. Members of the unit temporarily detached for duty, on leave, evacuated on medical grounds or detached for any other reason, and not under the direct command of an officer of this unit, will be held individually responsible for compliance with the instructions contained herein.

(b) Notification will be made in unit Routine Orders Part I of the periods during which these regulations, or any variations therefrom which may be made from time to time, will apply.

3. PREVENTION OF MALARIA

(a) Control of Mosquito Breeding

(i) A Malaria squad of six personnel will be formed and will be employed under directions of the RMO to destroy mosquito breeding grounds within a half mile radius of the unit camp area.

(ii) Companies will assist by ensuring that all potential mosquito breeding places such as slit trenches, wheel ruts, shell holes, etc., in their own camp areas are filled in and that adequate drains are constructed to prevent collections of water.

(iii) Where the RMO considers it necessary, he will request assistance or advice from Malaria Control Units.

(b) Destruction of Adult Mosquitoes

(i) Companies will arrange the spraying with mosquito spray of all huts, tents and other buildings at reveille in the morning and 1700 hrs and 2000 hrs at night.

(ii) Undergrowth will be cut to a distance of 100 yds beyond tent lines.

(c) Use of Mosquito Nets

(i) All personnel will sleep under mosquito nets at all times, even when in close contact with the enemy. It will nearly always be possible for troops in close contact to make arrangements whereby those not required for sentry duty at any particular time are able to erect their nets. Normally not more than one third of the force will be engaged at any one time for security guard and opportunity therefore exists for the remainder of the force to sleep. All officers and NCO's will take active measures to combat the tendency for troops to discard their mosquito nets and neglect to obey Malaria precautions in general when sub-units are actively engaged against the enemy, and will take immediate and strong disciplinary action against any offenders in this respect.

(ii) Mosquito nets will be lowered and tucked under bedding prior to 1700 hrs each day. An officer will be detailed whilst the atobrin parade is being held, to inspect all nets to ensure they are in a good state of repair and are tucked under the bedding all round.

If repairs to a net are required, the soldier concerned will be notified before dismissal from the atebirin parade and will immediately carry out the necessary repairs, reporting to the inspecting officer when repairs are completed.

(iii) During the spraying of tents at 1700 hrs daily, mosquito nets will be sprayed inside with at least three strokes of the hand pump.

(d) Application of Insect Repellent Lotion

(i) Insect repellent will be applied to all exposed portions of the body at the following times:-

- (a) On the evening atebirin parade.
- (b) At intervals of 2 hrs after the evening atebirin parade until going to bed.
- (c) If rising before reveille, immediately on rising and at 2 hourly intervals until reveille.
- (d) At intervals of 2 hrs by all personnel on night duty, picquet or sentry duty between sundown and reveille.

(ii) All personnel will carry a bottle of insect repellent in the hip pocket between sundown and reveille, except when in bed.

(iii) NCO in comd of unit guard will ensure that personnel of each relief of sentries apply lotion before commencing their tour of duty.

(e) Protective Clothing

(i) Between sundown and reveille, the following dress will be worn:- Trousers, shirt with sleeves rolled down, boots and gaiters.

(ii) Between reveille and sundown, shirt sleeves may be rolled up unless orders to the contrary are given. Shirts may be removed during this period on the express order of the CO only.

(iii) Showering and washing of the body is not permitted between sundown and reveille.

(iv) Special orders regarding dress for sport will be issued from time to time in accordance with local conditions.

(f) Siting of Bivouacs and Camps

Consistent with the tactical situation, all bivouacs and camps will be sited with regard for the following:-

- (i) At least half a mile from native villages.
- (ii) Area should be well drained and free from stagnant pools of water and swampy areas.
- (iii) Do not occupy a camp site previously occupied by a unit or sub-unit with a high incidence of Malaria.
- (iv) Avoid obvious mosquito breeding grounds and in particular avoid margins of jungle and open country.

(g) Education of Troops

The most effective way of combating Malaria and producing a negligible incidence of the disease is to thoroughly educate all troops in the following matters:-

- (a) The Malaria mosquito and its habits.
- (b) Malaria - what the disease is.
- (c) Methods of prevention and control of Malaria.
- (d) Suppressive atebirin treatment.

Sub-unit Commanders will include in their syllabi, regular talks on Malaria, based on the lectures contained in the supplement to ATM (Aust) No 31.

4. ADMINISTRATION OF SUPPRESSIVE ATEBRIN

(a) Dosage

All personnel will take a dosage of one atebirin tablet on each day of the week. Orders may be issued from time to time for an increase in this dosage, but on NO account will the dosage be reduced below one tablet.

(b) Atebrin Parades

Atebrin parades will be held at a convenient time as soon as possible after the evening meal and will be attended by ALL personnel. Atebrin roll books will be prepared and will show the name of each man on the nominal strength of the sub-unit. On the atebrin parade the roll will be called and as each man comes forward and receives and swallows his atebrin, a tick will be placed opposite his name in the column provided for the day on which the parade is being held. Personnel on essential duty and unable because of that duty to attend the parade, will be visited at their places of duty by the officer taking the atebrin parade, will take their atebrin and be marked accordingly on the atebrin roll. Personnel absent from the sub-unit will be marked:-

- (i) A - AWT.
 - (ii) H - Hospital or evacuated from sub-unit on medical grounds.
 - (iii) D - Detached for duty to another unit or sub-unit.
 - (iv) S - School.
 - (v) L - Leave.
- as the case may be.

The atebrin parade will be taken by an officer wherever possible. In the case of an isolated detachment, the senior NCO present will take the parade.

(c) Reserve Atebrin Supply

All ranks will at all times be in possession of a tin containing 24 atebrin tablets, which will constitute an individual reserve supply. Where it becomes necessary to use a portion of this reserve, it is an individual responsibility to replenish the reserve at the first opportunity.

Company, platoon, etc Commanders, will inspect individual reserve atebrin supplies during the course of normal administration inspections.

5. REPORTING OF MPT

MPT (Malaria Precautions Taken) will be signalled by companies daily before 1900 hrs to BnHQ. The signalling of MPT will be taken as an assurance by the company commander himself that ALL the provisions of this order have been observed by ALL personnel under his command.

6. REPORTS ON INDIVIDUAL CASES OF MALARIA

Every case of Malaria will be thoroughly investigated by the soldier's company commander who will submit a report on the case in accordance with the pro-forma attached to this order. Independent investigation may also be carried out by the RMO and where it is found that the provisions of this order have not been completely carried out, disciplinary action will be taken against the appropriate commander.

[Signature] Capt
Adjt 57/60 Aust Inf Bn

DISTRIBUTION

A Coy	QM	
B Coy	RMO	
C Coy	IO	
D Coy	War Diary	(2)
HQ Coy	File	(2)
CO	Spares	(3)
2 ic		
Adjt		

REPORT ON TRAINING - WEEK ENDING 11 FEB 451. OUTLINE OF TRG CARRIED OUT(a) Rifle Coys

All coys less D Coy spent a four day period in the LGAT area, carrying out sec trg and some periods of weapon trg. Sec trg covered the following subjects :-

- (i) Exercise in maint of control by contact when moving along jungle trail and when contact is made.
- (ii) Sec moving along jungle trail and battle drill within sec on first contact.
- (iii) Sec attack on pillbox.
- (iv) Sec attack on def locality.
- (v) Sec in def.
- (vi) Jungle navigation - org of sec for pacing, check pacing, compass, protection.

D Coy spent one day on weapon trg and co-operation with tks and the remainder of the week working on Bde Sports Ground.

(b) Inf Coy

- (i) 1 Pl - Sig cadre. Remainder of pl occupied in laying exercise cable, reclaiming W130 cable for future exercises and trg on fullerphone and in WT procedure.
- (ii) 2 Pl - Gun drill, stoppages, stripping, coy and pl drill, instr on instruments.
- (iii) 3 Pl - Elementary and adv mortar drill, preparation of mortar pits.
- (iv) 4 Pl - Gun drill, mech, stripping and gun maint.
- (v) 5 Pl - Camp constr tasks and Bde Sports Ground.
- (vi) 6 Pl - Normal adm duties.

(c) Gen

Night trg was carried out by all coys, less D Coy, in sec mov by night with special attention paid to navigation.

All offr, pl sjts and NCO Cadre students attended the demonstration exercise conducted by 58/59 Aust Inf Bn on preparation and lay out of a bn def locality.

2. STANDARD OF TRG

The standard of trg has improved considerably because of lessened interference from duties and better trg conditions existing in LGAT areas. The standard within specialist pls is considered to be good.

3. STANDARD OF FITNESS

Active participation by all personnel in sport and bayonet trg has produced a good standard of physical fitness. Skin complaints continue to show a marked decrease both in numbers and severity. An increase

REPORT OF THE ...

THE ...

(a) ...

All operations were carried out in the ...

(1) ...

(11) ...

(111) ...

(12) ...

(13) ...

(14) ...

The ...

(b) ...

(1) ...

(11) ...

(111) ...

(12) ...

(13) ...

(14) ...

Brig 76th Hammer

(c) ...

The ...

All ...

THE ...

The ...

THE ...

Active ...

3. STANDARD OF FITNESS (Contd)

in the number of personnel suffering from ear complaints has occurred; action is being taken by the RMO in an effort to prevent further increase in the incidence of this complaint.

4. UNIT CADRES

(a) NCO Cadre

This course progressed favourably during the past week, without any interruptions. Subjects covered in this period have included exercises in maint of control by contact, methods of scouting, the sec in the adv, jungle navigation, track going maps, recce patrols and reports. The CI of the Cadre reports that students continue to be keen and interested and that progress is satisfactory. The standard of instr is good.

(b) Int Course

The course ended on the 9 Feb and students have returned to coys. Progress of students during the course was most favourable. In all cases students worked hard to improve their knowledge, and a reasonable standard of coy int duties has been attained. RP's attending the course proved very keen and made excellent progress; the knowledge they now have should prove of great value in the performance of RP duties.

Standard of instr throughout the course was good and a great deal of preparation was carried out by instrs before presentation of their lectures and practical instr.

(c) Sig Course

Course finished on 9 Feb and was not extended one week as originally planned. The sig offr considers that all students would be able to effectively fill any vacancy occurring in the sig pl. The five most promising students have been att to the sig pl for further trg and experience during the coming exercises.

The latter part of the course was wholly practical and aroused keen interest amongst all students. Written and practical examinations conducted on the last day of the course produced most satisfactory results.

The standard of instr was good throughout although hampered at times by the lack of the necessary eqpt.

(d) AQ Course

The course finished on the 10 Feb with a written examination covering all aspects of A and Q work on which instr was given during the course. Results were satisfactory and indicated that the majority of students have a good grasp of the requirements for adm work within coys.

(e) SB Course

Interruptions have occurred because of the necessity for providing med orderlies for coys in LOAT areas, but otherwise the course is progressing satisfactorily. Shortage of really competent instrs has proved a handicap and has resulted in the majority of instr being given by the RMO with the assistance of the RAP Sjt. Work covered during the past week has been mainly practical.

5. TWENT'S AND DISCUSSIONS

(a) TWENT on pl mov along a jungle trail was continued on 10 Feb but has not yet been completed. The next problem for discussion

5. TEWT'S AND DISCUSSIONS (Contd)

is the action of sec and pl comds when contact is made, battle drill within sec and pl and methods of control.

- (b) A lecture and GD conducted by IO on Patrol Briefing, Patrol Reports and Track Going Maps on 11 Feb. All offrs and pl sjts attended. The object of the lecture was to standardise the preparation of Patrol Reports and Track Going Maps throughout the unit, and to indicate the standard method of briefing patrols by the IO.

6. MAN MANAGEMENT

An inspections of pts of man management was made when coys were in LOAF areas and with the exception of a few minor cases, the standard was satisfactory, taking into consideration the shortage of NCO's in coys. Bivouac areas were neatly laid out on a definite system and when inspected tents were uniform and tidy.

Pl comds foot inspections are held daily and are instrumental in keeping the incidence of foot complaints under control.

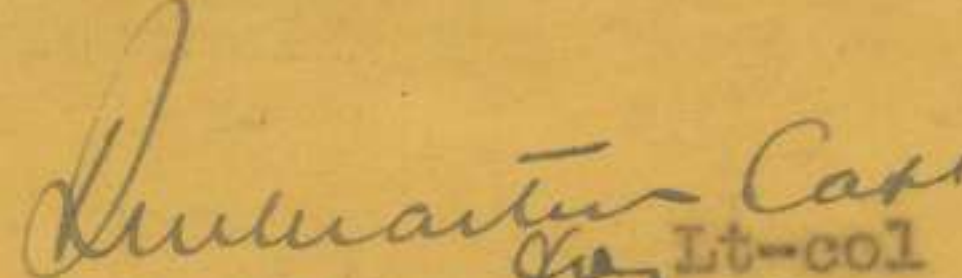
Additional showers have been erected in each coy. Fittings are not yet available for the provision of hot water showers.

7. LESSONS BROUGHT OUT

- (a) Necessity for each individual in the sec to place himself in such a posn that he can be most easily commanded by his sec leader and where he can maintain visual contact with other members of the sec.
- (b) The necessity for checking on various phases of man management. It is suggested that it is best to carry out these checks at a moment's notice and at unexpected times. A check on coys moving out before dawn for observance of full malaria precautions and completeness and correct packing of man packs is considered to be a useful check.

8. RECOMMENDATIONS FOR FUTURE TRG

No recommendations. It is considered that the phases of trg laid down to be carried out in the future adequately cover trg requirements.


Lt-col
Comd 57/60 Aust Inf Bn

DISTRIBUTION

15 Aust Inf Bde (AIF)
CO
War Diary (2)
File

HQ 57/60 Aust Inf Bn

5 Feb 45

57/60 AUST INF BN "A" CIRCULAR NO 8/45

EDUCATION SERVICE

1. The Education tent is in the front row CIVIC CENTRE.
2. The Battalion Library is located in Education tent.

Hours as follows:- Monday to Saturday
inclusive 1715 hrs : 1815 hrs
Sunday 1100 " : 1130 "
and 1630 " : 1700 "

3. The Education centre is open at all times for study by Battalion classes or correspondence students. All those interested in local or home news and maps of war areas are always welcome.
4. Any queries on Education facilities, correspondence courses, etc., will be welcomed by the Education Officer (Lt R S JACKSON) and L/Cpl TRESIZE R.

R. S. Jackson
Capt
Adjnt 57/60 Aust Inf Bn

DISTRIBUTION

A Coy
B Coy
C Coy
D Coy
HQ Coy
Cadre
IO ✓
RSM
Education Tent
2 ic
Padre
Spare
File

1.0. C. 4/2
R

57/60 AUST INF BN SYLLABUS OF TRAINING

PERIOD 12-18 FEB 45

Ser	Time	Day 1	Day 2	Day 3	Day 4	Day 5	Day 6	Remarks
1	0800 ' 0845	Bn Parade	LOAT Mov to bivouac area as exercise. Pl in mov along trail on broad front - astride trail fms - control by contact	Mass PT and games	Weapon trg Recapitulation adv handling all weapons	Mass PT and games	Bn Parade	Day 2. Mov to bivouac area and setting up of area to be completed by 0730 hrs. Order of mov by coys as ordered by BnHQ Early pre dawn test in man management by pls. Coy comds to submit report on faults within secs and pls, individual and comd faults. One coy will be checked by BnHQ (2 periods)
2	0855 ' 0940	Bn Parade	Weapon trg - quickening trg - surprise and concealed targets	Pl as recce patrol. Exercise - Brief to be prepared by coy comd and submitted to BnHQ prior to exercise. Points to be allotted to pls for correctness of patrol report. IO to examine reports	Adv to contact Two sided pl exercise in action on contact. battle drill, etc.	Range pract-ices. Shoot to kill exercise on jungle targets	Bn Parade	Day 5. Carried out on prepared jungle range. Rifle and OSMG. Day 4. Two sided exercise leading up to ser 3 as demonstration and discussion on action of every man on battle drill. Placing and responsibility of every man. Day 3. Brief to be prepared by IO who will also check reports and sketches
3	0950 ' 1035	Mass PT and games	As for ser 1. Control by maint of contact. Org for navigation, track cutting. Drill for passing of		Pl in encircling attack. Battle drill within pl for issue of orders, preparation navigation, fms, use of pl weapons.	As for ser 2	Adm - Kit and skin inspections	Day 5. As for ser 2

Ser	Time	Day 1	Day 2	Day 3	Day 4	Day 5	Day 6	Remarks
4	1045 ' 1130	Weapon trg Recapitulation adv handling all weapons		Range practices Grenade throw- ing and bowling	Pl in Def. Action on cap- ture of objective Battle drill for reorg, mopping up and preparation of localities	Bayonet trg	Adm - Kit and skin inspec- tion	Day 4. Demonstration and discussion of every man's drill within pl team. drill on capture of objective.
5	1300 ' 1350	Range practices Grenade throwing	Range prac- tices Grenade throwing and bowling	Pl mov through jungle on broad front	Pl in encircling attack - Practise of lessons of ser 3. One sided exercise. Each sec to be umpired for individual errors.	Break biv- ouac. Pl in mov along jungle trail as pl recce patrol. Brief prepared by coy cmd to cover route back to camp.	Organised sport and games	Day 3. Ser 2 as exercise leading up to ser 3 as demon- stration, discussion of every soldier's placing on ground within pl fm and his responsibility within battle drill on contact
6	1400 ' 1450	Reserved period	Pl as recce patrol. Prep- aration - man management. Org of patrol for control-inter- comm, pacing, navigation, tracks, fms to facilitate mov, observation as patrol team. Briefing, orders, reports, interr- ogation	Adv to contact action on contact to FIND-FIX-FEEL Battle drill within pl on contact. Control by contact. Fd sigs, passing of infm	Pl in def. One sided exer- cise. As for ser 5	Report req- uired at con- clusion of task	Organised sport and games	Day 1. Reserved period to be used at coy comds discretion to cover any period lost during Second Bde Ceremonial Parade trg. To be incl in coy comds syllabus
7	1500 ' 1600	Bayonet trg	Bayonet trg	Bayonet trg	Bayonet trg	Reserved period	Organised sport and games	Day 5. Reserved period to be used for coy ceremonial and smartening up on return from LOAT

Ser	Time	Day 1	Day 2	Day 3	Day 4	Day 5	Day 6	Remarks
8	1930 2100		Night mov by secs Navigation and control test	Night mov by pl. Navigation and control	Night mov by pl. As for Day 3			All night trg briefs and preparations to be directed by coy comd

Sunday : Church Parade - Sports to be arranged by Sports Offrs.

TEWT : To study pl in def in jungle --- 1300 hrs - 1600 hrs
Day 6

1. Layout of pl and sec localities for depth
2. Siting of pl weapons for all round def.
3. Use of obstacles
4. Intercomm
5. Internal patrolling
6. Man management

DISTRIBUTION

A Coy	Adjnt	
B Coy	QM	
C Coy	IO	
D Coy	RMO	
HQ Coy	Padre	
15 Aust Inf Bde (AIR)	File	(2)
CO	War Diary	(2)
2 ic	Spares	(3)

[Signature]
Capt
Adjnt 57/60 Aust Inf Bn

16 Feb 45.

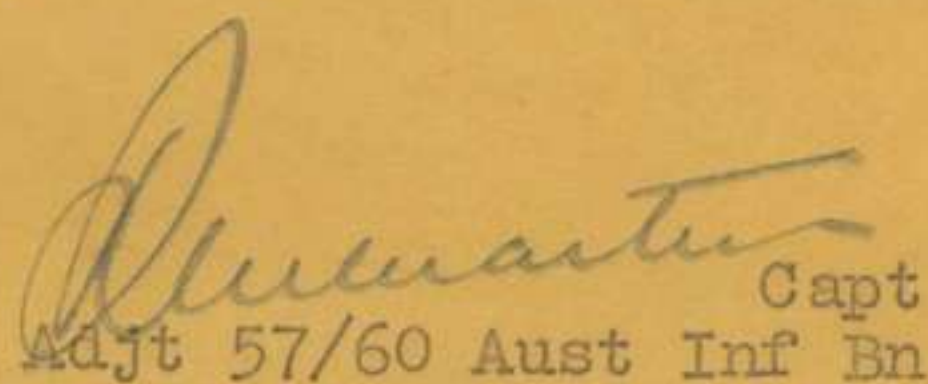
57/60 AUST INF BN "A" CIRCULAR NO 9/45

RECORDING OF BOOBY TRAPS

reference 3 Aust Div GS Memorandum No 16.

1. During current operations there have been a number of accidents resulting from explosion of unrecorded booby traps by our own troops. To prevent repetition of these accidents a uniform procedure for recording booby traps is to be instigated.
2. All booby traps will be recorded at the time of setting, on the pro forma attached as Appendix "A".
3. In the event of relief, the original copy of the pro forma will be handed to commander of relieving unit or sub unit, and whenever practicable a guide will indicate on the ground the actual location of the booby traps.
4. When a booby trap field is lifted the original pro forma will be endorsed : -

Lifted	Date
Signature	Unit
No.	
5. Except in the case of a withdrawal due to enemy action, no booby trap field will be left in position after troops move from the area. If a field is left, then HQ will be notified so as information may be passed to own troops who subsequently recapture the position.
6. In rearward areas and when contact patrols are likely to approach booby trapped area, sentries will be posted to ensure that own troops do NOT "walk into" our own traps.
7. Attached as Appendix "B" is "Traverse System of Setting and Recording Booby Traps" as taught at 3 Aust Div Booby Trap School MAVAVIA.
8. Although it is not the policy of this unit to make elaborate use of booby trap fields, this instruction will be studied by all commanders for use in future training and operations.


Capt
Adjt 57/60 Aust Inf Bn

DISTRIBUTION

A Coy
B Coy
C Coy
D Coy
HQ Coy
File
War Diary (2) ✓
IO
Cadre
Spares (1)

BOOBY TRAP RECORD

REF MAP: TOROKINA

SCALE 1 inch to 1 mile

LANDMARK: Map Ref 900835

Description: Wooden Bridge over

DATUM POINT: Description: Large Banyan Tree

TRAP NO	TYPE	LOCATION OF MECHANISM	CHARGE	LOCATION OF CHARGE	REMARKS
1	MM.T	Tree stump	5 lb TNT	4 paces along wire up tree 5 ft above ground	
2	J	Small tree		With mechanism	
3					
4	MM.P	NORTH bearer of corduroy on track	4 lb TNT	Under corduroy	
5					
6					
7					
8					
9					
10					
11					

ABBREVIATIONS

Murray Mech	MM	Pressure type	P
American "	A	Release type	R
British "	B	Grenade	G
Improvised	I	Jungle mine	J
Pull type	T		

Signature.....

Unit.....

Date.....

REVERSE SYSTEM OF SETTING OUT
AND RECORDING BOOBY TRAPS

SETTING OUT AND LAYING

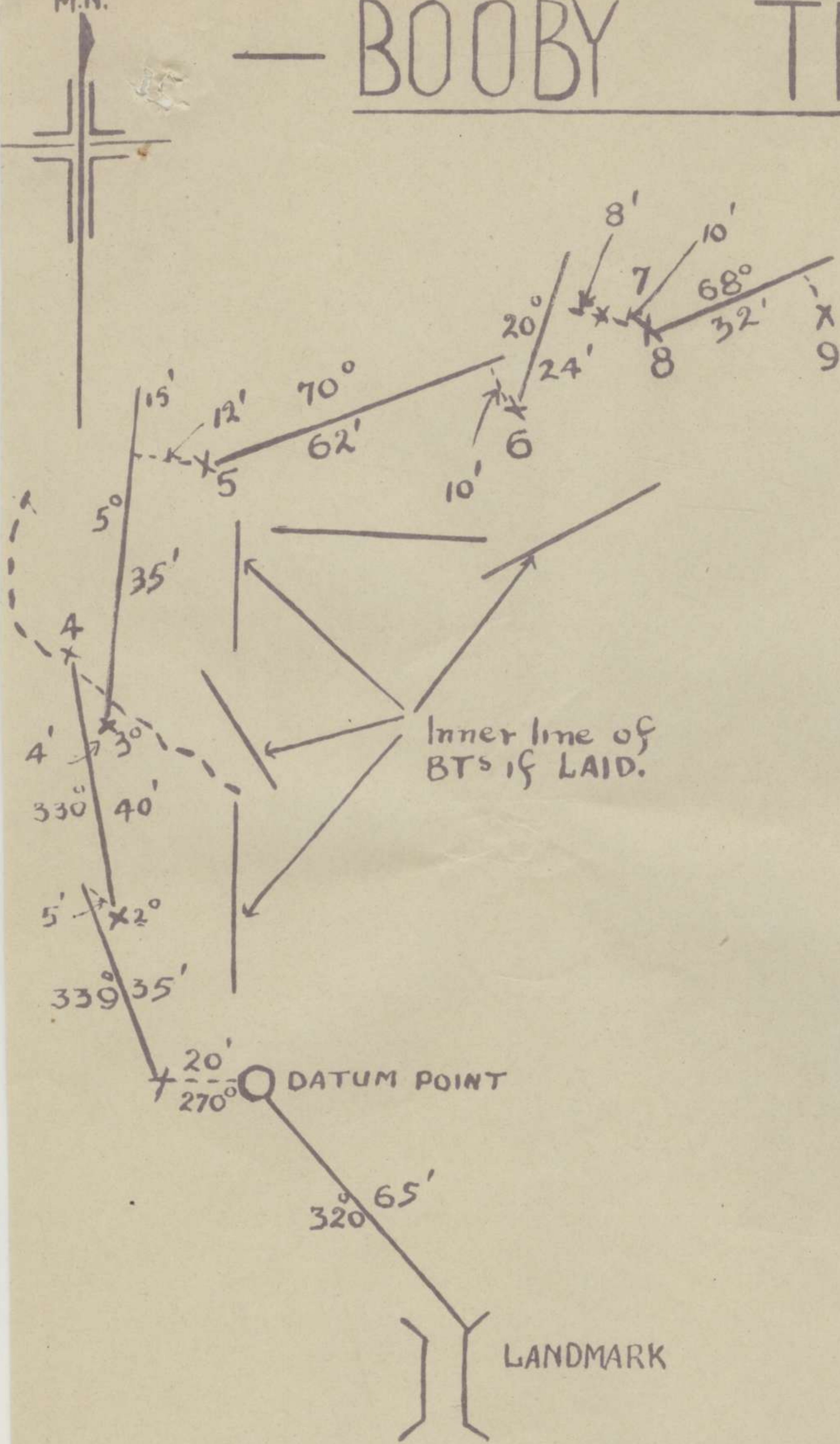
1. Select landmark and record.
 2. Measure and record bearing distance to Datum Pt.
 3. From Datum Pt select suitable spot for first Mechanism, note bearing and distance from it.
 4. From Mechanism fix trip wire along side and run it out, NCO taking bearing of general line.
 5. One man (No 1) is left to fix mechanism and charge in suitable position as directed by NCO who records it on back of pro forma.
 6. NCO then paces out distance along trip wire until he arrives at right angles to a suitable place for next mechanism, he records distance on sketch, he instructs his other man (No 2) to continue the trip wire a few paces and fix the end.
 7. NCO then paces the offset to the point selected for mechanism and selects place for charge and records it.
 8. When No 2 has finished fixing the trip wire he returns to the NCO who instructs him where to put the mechanism and charge.
 9. As soon as No 1 has finished his job he follows trip wire and commences laying out the trip for second mechanism and steps 6, 7 and 8.
 10. These steps are repeated until the last mechanism is laid.
- NOTE: NO trip wire is, up to date, attached to a mechanism and all safety pins are still in.
11. After laying the last trip wire the NCO fixes the position to some prominent object to mark the end of the field.

ARMING.

1. The party then works back.
2. When the NCO gives the OK, the man who has fixed the distant end of the trip, proceeds to come back along the wire covering his track and camouflaging the wire.
3. The NCO moves back before this man to the mechanism and instructs the other man (say No 1) to move on to the next trip wire.

M.N.

BOOBY TRAP SKETCH.



LEGEND

DATUM POINT

BT. MECHANISM X

Trip WIRES. 8rg. 10°
DISTANCE 40'

Note All offsets off Trip wires will beat Rt angles to wire.

INSERT ARROWS

Direction of enemy.

Mag North

REF. MAP TOROKINA 1 Inch to 1 MILE.

MAP. REF. LANDMARK 900835

DATE. LAID 7 Feb 45.

LAID BY. A Coy x Bn.

OFFICER. LAYING Lt Smith

SKETCH. BY. Cpl Jones.

SCALE 1 Inch to 40 ft.

RESTRICTED

War Diary

The information contained in this document is NOT to be communicated either directly or indirectly to the Press or to any person NOT holding an official position in His Majesty's Service.

HQ 57/60 Aust Inf Bn
16 Feb 45

ROUTINE ORDERS - PART 1

BY

Serial No 1

LT-COL R R MARSTON

COMMANDING

57/60 AUST INF BN

Nos 1 - 19

"G"

1. UNIT CENSORSHIP

- (a) Field Censorship reports that Unit Franking Officers are excising from soldiers' mail matter, comments that do not constitute breaches of security.
- (b) Letters are subject to censorship for security purposes only. Exercise of censorship for other purposes gives rise to resentment among OR's and tends to lead to evasion of censorship.
- (c) Franking officers must regard as sacrosanct all information they learn from censoring soldiers' letters, and must not divulge such information except in course of duty or discuss the contents of soldiers' letters amongst themselves. Breaches of this order will entail severe disciplinary action.

2. CENSORSHIP - MENTION OF SOLOMONS

Personnel are now permitted to state in letters that they are serving in the SOLOMONS provided that the unit of each member concerned must have either been in the area for one month, or have been in action. Mention of the particular island on which a member is serving is NOT permitted. No reference to well known topographical features such as volcanoes, is permitted.

3. CENSORSHIP OF PARCELS

All parcels will contain the name and address of the sender written on a piece of paper enclosed therein.

4. DESTRUCTION OF SIGNALS EQUIPMENT

Instances of serious damage to permanent lines have occurred recently through carelessness of tree felling parties. Serious delays in communications result and valuable time is wasted in effecting repairs. The need for care in tree felling near signal lines will be impressed on all ranks. Damage by negligence will be dealt with by Court Martial.

"AQ"

5. DISCIPLINE MT DRIVERS

Provost reports indicate that drivers are not always in possession of work ticket (AAF G2) or drivers' license (AAF G11) when driving, nor do they carry identification discs, paybook or AAB 85's as a means of identification. Drivers will be in possession of AAF G2 and AAF G11 at all times.

6. SAFEGUARDING MT - UNATTENDED VEHICLES

- (a) Despite previous orders on this matter, vehicles are still being left unattended at picture shows and other places where no picquet is provided.
- (b) A driver is personally responsible for the safety of his vehicle and will remain with his vehicle and NOT leave it unattended except in an authorised parking area where an AAF picquet is posted.
- (c) Removal of high tension wires and other similar precautions will NOT prevent the theft of an unattended vehicle.
- (d) Disciplinary action will be taken against any driver who leaves a vehicle unattended except as provided in para (b) hereof, and application will be made for trial by Court Martial where any vehicle is lost as a result of being left unattended.

7. PEDESTRIAN TRAFFIC

All ranks will be warned to walk on the right hand side of the road and face oncoming traffic.

8. RESALE OF CANTEEN GOODS

It is prohibited to resell goods purchases from the canteen to any personnel of own or allied forces. Goods purchased from canteen will NOT be forwarded to any civilian or to any member of the forces on the mainland.

9. BREAKING DOWN OF SERVICE OR ENEMY AMMUNITION

- (a) The breaking down of service or enemy ammunition by unauthorised persons is prohibited.
- (b) Ammunition will not be broken down in any way, other than that authorised by training publications, handbooks, regulations in existence or instructions issued from LHQ.

10. EMPTY INSECT REPELLANT BOTTLES

Empty insect repellent bottles will be treated as returnable containers and returned to AASC supply depots.

11. LITERARY AND ARTISTIC COMPETITION

At the conclusion of this present fighting it is proposed to publish a book commemorating the campaign. There are no restrictions on subject matter and successful entrants will have the opportunity of having their work included in the book, as well as receiving substantial prizes for work of merit. Further particulars may be obtained from Coy HQ.

12. LETTER POSTAGE -- NO STAMPS AVAILABLE

The practice of forwarding airmail letters without stamps franked "No Stamps Available" will be discontinued immediately. This unit will have at all times, both in action and out of battle, a supply of postage stamps available for use.

13. TROPICAL EAR TREATMENT

- (a) A medical aid post has been established at 15 Aust Inf Bde (AIF) swimming pool. All personnel will ensure that they receive treatment for their ears after bathing has been completed.
- (b) Personnel bathing in unit pool will receive ear treatment from D Coy CAP or from Bn RAP
- (c) Personnel receiving treatment for sore ears will not bathe until permission has been given by RMO.

14. PAYING OF COMPLIMENTS

- (a) When guards are turned out for inspection by an officer arriving in a vehicle, the NCO in charge will ensure that the order to present arms is NOT given until the inspecting officer is clear of his vehicle, and in a position to take the salute.
- (b) Companies will ensure that personnel are instructed in saluting and that the significance of compliments is explained in detail on these occasions.
- (c) All personnel moving along or standing on the sides of roads will pay particular attention to cars or jeeps flying pennants and pay the appropriate compliments.

15. GAITERS - AMERICAN PATTERN

- (a) No action will be taken to cut down the length of gaiters, American pattern. Companies will ensure that disciplinary action is taken against offenders.
- (b) When sufficient stocks are available gaiters American pattern will be worn by all ranks for training. Anklets web will be retained as personal equipment.

16. WASHING OF CLOTHES

In order to prevent skin disease clothes will be washed in very hot water. Companies will ensure that an adequate supply of hot water is made available for this purpose.

17. BATTALION SWIMMING POOL - RUBBISH

Several cases of cuts and abrasions have been caused to personnel bathing in the pool. The practice of throwing tins and bottles into the pool will cease immediately. Personnel will NOT leave razor blades anywhere near the pool.

18. UNIT AUDIT STAFF

The following will constitute the unit Audit Staff, with duties and responsibilities as enumerated in para 16 of GRO F819/43:-

VX 133031 Capt W A ROSS
VX 81071 Lt W R LINTON
VX 81104 Lt F J WATT

57/60 Aust Inf Bn RO's 6/44 and 10/44 are cancelled.

19. CONTROL OF UNIT TRUST FUND - BOARD OF MANAGEMENT

Unit Board of Management for control of expenditure from Unit Trust Fund is reconstituted and now comprises the following members :-

NX 164672	Maj	D D	PITT	President
VX 81103	Maj	W	McCALL	Member
VX 81073	Capt	R M	MARTIN	Member

[Signature]
 Capt
 Adjt 57/60 Aust Inf Bn

NOTICES

REGIMENTAL TRUST A/c - JAN 45

Receipts

Expenditure

Jan 1	Balance of Fund as at 1. Jan 45	6.17.11	Nil	
9	Refund - Canteen advance to 3 Div	50. 0. 0	By Balance	106.10. 6
25	Canteen Profit - Nov 44	49.12. 7		
		<u>£106.10. 6</u>		<u>£106.10. 6</u>

Total Receipts to 31 Jan 45	£106.10. 6
Total Expenditure to "	" " "

£106.10. 6

Balance as per Pass Book
 31 Jan 45
 Less adjustment for incorrect entries lines 40 and 49

112.17. 7

8. 0. 0

£104.17. 7

Plus Cash in Hand at
 31 Jan 45

1.12.11

£106.10. 6

Feb 1 To Balance Brought Forward £106.10. 6

2. MALARIA DISCIPLINE

The following personnel were charged under AA Sec 40 with failure to take atebrin, thereby developing malaria:--

NXL41752	Cpl	YOUNG	C C	36 Aust Wireless Task Sec
N 201457	Pte	STOCKTON	N T	15 Aust Inf Bn
Q 31514	"	KELLY	R F	15 Aust Inf Bn
Q 113109	"	MATHEWS	J E	42 Aust Inf Bn
Q 105130	"	BATES	W T	47 Aust Inf Bn

Cpl YOUNG was severely reprimanded. The remainder were fined £5.

3. AUSTRALIAN ARMY CANTEENS SERVICE - ANNUAL REPORT AND BALANCE SHEET

This copy of the balance sheet for the year ended 30 June 1944 are published for the information of all troops so that they may understand and appreciate the many uses to which profits from the Canteens Service are being put.

AUDITED BALANCE SHEET AT 30 JUNE 1944

Liabilities and Funds

<u>CURRENT LIABILITIES:</u>	£	£
Sundry creditors	849,527	
Department of the Army - for pay and maintenance of personnel	156,885	
Value of canteen orders sold but unrepresented	75,495	
Profits appropriated for distribution	145,408	
Accrued expenses	<u>22,958</u>	1,250,273
 <u>Reserves for War Damage and Other Contingencies:</u>		 101,443
 <u>Capital Fund:</u>		
Accumulated profits - Balance unappropriated at 30 June, 1943	2,303,932	
Add Profit for the twelve months	<u>932,318</u>	
	3,236,250	
Less Profit distributed and appropriated for distribution	<u>901,892</u>	
Balance, accumulated profits at 30 June, 1944		2,334,358
		<u>£3,686,074</u>

AUSTRALIAN ARMY CANTEENS SERVICE BALANCE SHEET (CONTINUED)

Assets

CURRENT ASSETS:

	£	£
Cash at banks, in hand and in transit	543,811	
Stock on hand and in transit	2,539,029	
Sundry debtors	320,310	
Prisoner of war and internee canteens current accounts	17,863	
Prepaid expenses	<u>6,465</u>	3,427,478

Fixed Assets:

Buildings and improvements at cost	97,418		
<u>Less Depreciation</u>	<u>68,388</u>	29,030	
Plant, equipment, furniture and fixtures at cost	212,757		
<u>Less Depreciation</u>	<u>137,110</u>	75,647	
Motor vehicles at cost	63,946		
<u>Less Depreciation</u>	<u>38,653</u>	<u>25,293</u>	129,970

Sundry Assets:

Club establishment accounts - For Officers	24,810		
For Other Ranks	<u>105,816</u>		128,626

(Comprising fixed assets £107,861;
current assets £48,886; intangible
assets £4,360; less liabilities
£32,481.)

£3,686,074

RESTRICTED

The information contained in this document is NOT to be communicated either directly or indirectly to the Press or to any person NOT holding an official position in His Majesty's Service.

HQ 57/60 Aust Inf Bn
17 Feb 45

ROUTINE ORDERS - PART 1

BY

Serial No 2

LT-COL R R MARSTON

COMMANDING

57/60 AUST INF BN

DISTRICT COURT MARTIAL - MINUTE OF PUBLICATION

A District Court Martial convened by Maj-Gen W BRIDGEFORD Comd 3 Aust Div was held in the Field on 6 Feb 45 for the trial of QX58970, Pte Keith Alaster TAIT 57/60 Aust Inf Bn.

The accused was charged with:-

AA 15 (1) WHILST ON ACTIVE SERVICE ABSENTING HIMSELF WITHOUT LEAVE in that he in the field absented himself without leave from 0600 hours on 5 Dec 44 until he was returned to the unit under close arrest at 1400 hours on 9 Jan 45.

FINDING - Guilty.

SENTENCE - To be fined the sum of Five Pounds.

PERIOD IN CLOSE ARREST
AWAITING TRIAL 27 days.

CONFIRMED - By Maj-Gen W BRIDGEFORD Commander 3 Aust Div on 10 Feb 45.

PROMULGATED 17 Feb 45.

REPORT ON TRAINING - WEEK ENDING 17 FEB 451. OUTLINE OF TRG CARRIED OUT(a) Rifle Coy

During the week all Coys carried out 4 days trg in LGAT areas, covering the following subjects :-

- (i) Pl exercise in adv to contact over broad front and along jungle trail. Action on contact to FWD-FWD-FWD. Battle drill within pl on contact, and maint of control by contact.
- (ii) Pl in encircling attack. Battle drill within pl for issue of orders, preparation, fms, navigation, use of pl weapons.
- (iii) Action of pl on reaching objective - battle drill for re-org and consolidation. Mopping up and preparation of def localities. Preparations for further offensive action.
- (iv) Pl in def - drill for occupation of a def locality - org of work, priorities, protection, all round def, mutual sp of weapons in fire plan.
- (v) Preparation of track going maps. Two sec exercises were carried out involving preparation of track going maps.
- (vi) Range practice on jungle range - engaging map targets from the hip with OMS and rifle.
- (vii) Pl as recon patrol - preparations, man management, orders, intercom, fms, navigation, observation as patrol team.
- (viii) One period of bayonet trg daily

Prior to moving out to LGAT areas, all Coys carried out periods of recapitulation on weapon trg, mass PT and fieldcraft games.

Night trg consisted of trg in night mov by sec and pl, with special reference paid to methods of navigation and control.

(b) Inf Coy

- (1) 1 Pl
PT and fullersphone practice. Constr of lines in LGAT area. 30 yd range practices with rifle. Maint of camp camps.
- (ii) 2 Pl
Gun drill, indication and recognition of targets, constr of gun emplacements, revetting, camouflage. 30 yd range practice with rifle.
- (iii) 3 Pl
Recapitulation on elementary mortar drill. Sec and pl fire control, constr of mortar pits. Night trg in occupation and preparation of a posn and silent mov by night. 30 yd range practice with rifle.
- (iv) 4 Pl
Siting and constr of gun pits, gun drill, mech, sight testing, faults and remedies. Map reading and use of compass

All Pls carried out night exercises in mov and handling of weapons.

2. STANDARD OF TRG

(a) Rifle Coys

A good standard of individual knowledge of all phases of trg has been attained, but development of secs, pls and coys as teams has been severely hampered by the absence of a considerable number of NCO's and tps at unit cadres. Because of the shortage of tps, all coys have been working on a two pl basis in order to provide sufficient men in secs and pls to effectively carry out exercises laid down.

The standard of preparation of recon patrol reports and track going maps has improved greatly, but further trg in these subjects is still required before the required standard is reached.

(b) Inf Coy

The standard of specialist trg has improved considerably over the LOAT periods due to the more continuous nature of the trg carried out. Further practice is required by sigs in wireless procedure and superposing.

3. STANDARD OF FITNESS

Generally good throughout the unit. Some minor skin complaints still exist, but are being kept well in check by NCO's skin inspection and pl cadres' daily foot inspections. Number of cases of "tropical ear" has not shown any increase; facilities for treatment of ears after swimming have been established and are now in complete operation.

4. UNIT CADRES

(a) NCO Cadre

Course No 1 concluded on 17 Feb. Work covered during the week consisted mainly of 2d sketching, recon patrol reports, methods of patrolling and navigation, issue of orders, and track going maps. No written examination was held at the end of the course. A considerable amount of mutual instr was included in the work carried out and thus enabled instrs to assess the progress of students quite effectively. Results obtained from the course are considered satisfactory and it is felt that the benefit of the instr given will show itself in forthcoming trg and ops.

(b) Inf Course

Interruptions have occurred with provision of mod orderlies for coys in LOAT area, but otherwise the course is progressing satisfactorily. Work is now wholly of a practical nature and the NCO reports that all students are showing keen interest and are absorbing knowledge well.

5. TENT'S AND DISCUSSIONS

No TENT'S for offrs were held during the week.

Coys conducted discussions on the methods of laying out a def locality as demonstrated by 58/59 Aust Inf Bn.

Discussions were held before and after each exercise, when pts noted during conduct of the exercise were brought out and discussed.

6. MAN MANAGEMENT

Checks were made on coys, as they moved out to LOAF areas, to ensure that various pts of man management had been carried out. Minor faults were discovered in all coys and were pointed out to respective comds. As all coys commenced mov before reveille, a check was made on malaria precautions. Although few cases of individual neglect to obey malaria precautions were discovered, in very few cases had com and pl comds carried out a check to see that precautions had been carried out. A check on contents of the individual pack and method of packing showed that a high standard of uniformity has been reached.

Pl comds' foot inspections are held daily and are proving invaluable in the early checking of tinea and other foot complaints.

All coys now have reasonable shower accn. Hot showers are provided by filling shower drums by hand from kitchen coppers.

7. LESSONS BROUGHT OUT

- (a) Pacing and navigation in the encircling attack. Pl Comds must make an appreciation of the ground over which encircling coes are going to move and allow sufficient time for mov to ensure co-ordination of the final salt.
- (b) The necessity for complete rest, if possible, before carrying out night mov of a body of troops.

8. RECOMMENDATIONS

N21

D. M. G. G.
 for Maj
 Adm Comd 57/60 Aust Inf Bn 401

DISTRIBUTION

15 Aust Inf Bde (AIF)
 CC
 War Diary (2) ✓
 File

War Diary

57/60 MUST INF BN SYLLABUS OF TRAINING

Period 19-25 Feb 45

Serial	Time	Day 1	Day 2	Day 3	Day 4	Day 5	Day 6	Remarks
0850 0945	In parade	Pl adv to contact firms on track. Battle drill on contact FUND-FIX-FEEL passing of orders and info - control by contact. Set up bivouac sites	Bayonet trg	Bayonet trg	Bayonet trg	Bayonet trg	In parade	Day 2. Pl in adv to contact to be carried out during move to bivouac site. Time and space problem by coy cond to allow for mov to area and setting up bivouac site to be completed by 0815.
0955 1040	In parade	Sec in attack on pillbox	Sec in def in jungle	Pl in def in jungle. Exercise as for localities commencing Serial 6 Day 2	Pl in def in jungle. Exercise as for localities commencing Serial 6 Day 2	Mass PT and games	In parade	Day 2. Repetition of period lost during sec trg week. Day 4. Pl localities to be allocated by coy conds as layout for later coy def locality.
1050 1105	Mass PT and games	Pl in encircling attack, navigation - intercomm and control during encirclement - fire and mov against bunkers	Weapon trg - quickening trg as a drill - using men as concealed enemy dis-closed by noise and mov in undergrowth	Pl in encircling attack. Repeat all detail of Serial 6-7 of Day 3	Pl in def in jungle. Complete pl localities. Each pl locality to be tested by INHQ arrangements. Routine and drill for protection and drill within locality. Pts for offrs inspecting will be prepared by BNHQ	Pl in def in jungle. Complete pl localities. Each pl locality to be tested by INHQ arrangements. Routine and drill for protection and drill within locality. Pts for offrs inspecting will be prepared by BNHQ	Adm - Kit and skin inspections	Day 2. Exercise to be prepared by coy cond. To be vetted by BNHQ

Serial Time	Day 1	Day 2	Day 3	Day 4	Day 5	Day 6	Remarks
1115 1200	Weapon trg adv handling all weapons		Range practices grenade throw- ing. coys to prepare throw- ing pits and range for approval			Adm - fit and skin inspections	
1330 1420	Reserved	Pl in def in jungle. Action after capture of objective. Quick and immediate battle drill to reorg and prepare loc- alities. To be carried out as a demonstrat- ion and GD for all ranks	Pl in adv to contact. Battle drill on contact - FID - FIX - FEEL - FIGHT	Pl in def in jungle. Con- tinue prep- aration and development of pl local- ities. Drill within posn	Break bivouac - man manage- ment and inspections. Pl in mov along jungle track as pl recce patrol. Brief prepar- ed by coy comd to cover task back to camp. Report and track going map required for examination by IO	Organised sport	Day 1. To be used by coy comds for practice of all secs in drill for control by maint of contact.
1430 1520	Weapon trg adv handling all weapons	Sec in def in jungle. weapon pits - clearing fcs of fire, range cards, protection	Pl in encircling attack. See Serial 3 and 4 Day 2. BEST exercise to be prepared and conducted by DNO. OBJECT To test each rifle pl in standard attain- ed in battle drill - control intercomm - nav- igation during preparation and conduct of encircling attack on bunker posn.			Organised sport	Day 2. Repetition for period prev- iously lost. Quick preparation exercise pl comd to allocate sec areas, pts allotted for degree of preparation obtained by each sec at end of period. Day 3. Pls not being exercised - one period adv handling all weapons - one period Mass PT and games.

Serial	Time	Day 1	Day 2	Day 3	Day 4	Day 5	Day 6	Remarks
7	1530 1630	Bayonet trg	Bayonet trg		Range practices Grenade throwing	Reserved	Organised sport	Day 5. Reserved period to be used by coy comds for smartening up drill and arms drill on return from IOAT.
8		Night Man management pre-dawn test for mov by pls two periods	Mov by pl - navigation - control use of lights in jungle. Exercise prepared by coy comd. Enemy represented to observe and report	Pl in def in jungle - to commence at dusk in continuation of Serial 6-7 above 4 periods	Pl move to FUP for dawn attack 4 periods. Coy comd to prepare exercise on basis of prior recce and location of known bunkers. To finish all preparations for attack by first light			

SUNDAY - Church parade - sports

TEXT
Sunday.

- GD 0800 - 1100 hours
- Night mov along jungle trails
 - (a) fms
 - (b) intervals
 - (c) navigation - pacing - compass. preliminary study of map
 - (d) control - intercomm
 - (e) use of lights

DISTRIBUTION

A Coy	Adjt	
B Coy	CM	
C Coy	IO	
D Coy	RMO	
HQ Coy	Padre	
15 Aust Inf Bde (AIF)	War Diary	(2)
CO	File	(2)
2IC	Spares	(3)

W. J. ...
 Capt
 Adjt 57/60 Aust Inf Bn

57/60 MUST INF BN SYLLABUS OF TRAINING

Harding

Period 19-25 Feb 45

Serial	Time	Day 1	Day 2	Day 3	Day 4	Day 5	Day 6	Remarks
1	0830 0945	On parade	Pl adv to contact fms on track. Battle Drill on contact FUND-FIX-FEEL passing of orders and info - control by contact. Set up bivouac sites	Bayonet trg	Bayonet trg	Bayonet trg	On parade	Day 2. Pl in adv to contact to be carried out during move to bivouac site. Time and space problem by coy cond to allow for mov. to area and setting up bivouac site to be completed by 0815.
2	0955 1040	On parade	Sec in attack on pillbox	Sec in def in jungle complete sec localities commenced Serial 6 Day 2	Pl in def in jungle. Exercise as for secs - see Serial 6 Day 2	Mass PT and games	On parade	Day 2. Repetition of period lost during sec trg week. Day 4. Pl localities to be allocated by coy conds as layout for later coy def locality.
3	1050 1105	Mass PT and games	Pl in encircling attack. navigation - intercomm and control during encirclement - fire and mov against bunkers	Weapon trg - quickening trg as a drill - using men as concealed enemy disclosed by noise and mov in undergrowth	Pl in encircling attack. Repeat all detail of Serial 6-7 of Day 3	Pl in def in jungle. Complete pl localities. Each pl locality to be tested by BNHQ arrangements. Routine and drill for protection and drill within locality. Pts for offrs inspecting will be prepared by BNHQ	Adm - Mit and skin inspections	Day 2. Exercise to be prepared by coy cond. To be vetted by BNHQ

Time	Day 1	Day 2	Day 3	Day 4	Day 5	Day 6	Remarks
1115 1200	Weapon trg adv handling all weapons		Range practices grenade throw- ing. coys to prepare throw- ing pits and range for approval			Adm - Hit and skin inspections	
1330 1420	Reserved	Pl in def in jungle. Action after capture of objective. (quick and immediate battle drill to reorg and prepare loc- alities. To be carried out as a demonstrat- ion and GD for all ranks	Pl in adv to contact. Battle drill on contact - FMD - FX - FMBL - FIGHT	Pl in def in jungle. Con- tinue prep- aration and development of pl local- ities. Drill within posn	Break bivouac - man manage- ment and inspections. Pl in mov along jungle track as pl recece patrol. Brief prepar- ed by coy comd to cover task back to camp. Report and track going map required for examination by IO	Organised sport	Day 1. To be used by coy comds for practice of all secs in drill for control by maint of contact.
1430 1520	Weapon trg adv handling all weapons	Sec in def in jungle. weapon pits - clearing fds of fire, range cards, protection	Pl in encircling attack. See Serial 3 and 4 Day 2. BEST exercise to be prepared and conducted by LNO. OBJECT To test each rifle pl in standard attain- ed in battle drill - control intercomm - nav- igation during preparation and conduct of encircling attack on bunker posn.			Organised sport	Day 2. Repetition for period prev- iously lost. Quick preparation exercise pl comd to allocate sec areas, pts allotted for degree of preparation obtained by each sec at end of period. Day 3. Pls not being exercised - one period adv handling all weapons - one period Mass PT and games.

Serial	Time	Day 1	Day 2	Day 3	Day 4	Day 5	Day 6	Remarks
7	1530 1630	Bayonet trg	Bayonet trg			Range practices Grenade throwing	Reserved	Organised sport Day 5. Reserved period to be used by coy comds for smartening up drill and arms drill on return from LOAF.
8		Night Man management pre-dawn test for mov by pls two periods	Mov by pl - navigation - control use of lights in jungle. Exercise prepared by coy comd. Enemy represented to observe and report	Pl in def in jungle - to commence at dusk in continuation of Serial 6-7 above 4 periods	Pl move to FUP for dawn attack 4 periods. Coy comd to prepare exercise on basis of prior recce and location of known bunkers. To finish all preparations for attack by first light			

SUNDAY - Church parade - sports


TEXT
Sunday.

GD 0800 - 1100 hours
Night mov along jungle trails
(a) fms
(b) intervals
(c) navigation - pacing - compass.
preliminary study of map
(d) control - intercomm
(e) use of lights

DISTRIBUTION

A Coy	Adjt	
B Coy	QM	
C Coy	IO	
D Coy	RMO	
HQ Coy	Padre	
15 Aust Inf Bde (AIF)	War Diary	(2)
CO	File	(2)
2IC	Spares	(3)

W. J. ...
Capt
Adjt 57/60 Aust Inf Bn



WELFARE GOSSIP

FEBRUARY, 1945.

The 57/60th Btn. Welfare Association has pleasure in launching this first issue of "WELFARE GOSSIP". The object of this paper is to bring before the men of the Battalion the activities of the Association, and also to give the folk at home some idea of the life of the Unit.

The Welfare Association was founded early in 1942 by Padre Sambell, then Padre of the Unit, with the idea of raising funds for the comfort and welfare of our boys while they are away from their homes. Meetings are held in All Saints Church Hall, High St., Northcote, on the 1st and 3rd Thursday of each month. The Association is open to Wives, Mothers, and Sweethearts of the men in the Unit, and new members will be welcome, as it is wished to make the Association fully representative.

Our new Padre, Chaplain Meyer, has extended his full co-operation in collecting news for this issue. A message from him appears on page 3.

We want you to feel that this is YOUR paper. We have the BEST UNIT, and we want ours to be the BEST paper. Let us have your items - include a small sketch if you can draw. Our little paper can only live and grow according to the interest we take in it. SO IT'S UP TO US!

Present Office-Bearers of the Welfare Association are as follows:

PRESIDENT	Mrs. Duncan,	3 Mitchell St.,	Preston.	
HON. SECRETARY	Mrs. Millard,	103 Hawdon St.,	Heidelberg.	
HON. TREASURER	Mrs. Parker,	16 Mansfield St.,	Thorabury.	
COMMITTEE	Mesdames Marsdon,	Scrivener,	Webster, Halliwell,	Kelly.

WELFARE MEETING.

The last meeting of the Welfare Association was held on 18th Jan. with the President, Mrs. Duncan, in the Chair. It was a pleasant reunion after the Xmas break, and there was a good attendance of members.

It looks like a busy time ahead. It is now known that our men are in a forward area, and will be needing many comforts and amenities. Our schedule for the next six months provides for a Travel talk on Russia by Mrs. Ann Mitchell, on 1st Feb. A talk on Travels in Pre-War Germany by Mrs. Russell on 1st March, and it is hoped Mrs. Mac Young may be able to give us another interesting talk on China. A card afternoon is scheduled for 16th April: a Jumble Sale during May, a Picture Night at Vacuum Oil Co's. Theatre, and a Picture Night at the Planet Theatre, Preston. Enough to keep us out of mischief, ladies?

GLEANINGS.

There is great activity on the Yarra Bank these days. No - we don't mean the soap-box - but they do say the eels down Heidelberg way are getting mighty scared.

Tut! Tut! What a way to treat those Honeymooners at Cowes! Anyway, short sheets are better than none at all these days, Mrs. R.

BARBER (A simple soul) after cutting Dad's hair asked if he would have oil on it. Only if there's no perfume in it", said Dad. "Oh no", said the Barber, vigorously rubbing the oil in, "You can't get perfume now - they only put scent in it."

Welfare members are thinking of moving in on a certain house in Hawdon St. where the door is left open - taken of "open house".

-2-

To all the members of the 57/60th Aust. Inf. Bn. Welfare Association, and other interested persons.

The decision of the Association to commence this paper has met with keen approval by all the "old hands" to whom I have mentioned it, and ready co-operation by the seven offsidiers called upon to lend a hand to make our portion of the paper successful. We know our people at home understand the present cosmopolitan nature of the Battalion, different to when we were almost entirely Victorian. All States are now represented. Some means may be found to contact the Next Of Kin of these new men: certainly the publication of this paper will reveal the interest Melbourne takes in our welfare.

Of Battalion events worth reporting since the great day of the March, circumstances compel me to refer only to Amenities, etc. We soon established ourselves in a Cricket Competition and almost as quickly withdrew, but not without honour. Right from the moment of establishing a camp once more came the keen competition between coys, to "kick the best", and a rivalry to construct the most varied playing grounds in their areas. This was all to the good for sport became a feature of the week's training. Training, by the way, was on with a vengeance, almost as though too much relaxation had been enjoyed at Watsonia. We took up boxing again and erected a ring; we ran two concerts in the area, and searched for new talent; we survived the formation of the orchestra and never ceased to appreciate their playing. More will be told of this dependable team in the next letter, and I cannot refrain from mentioning the piano which arrived in fairly good condition, and soon enlivened the toils of the day. It was Danny Cassidy's baby, and now that he has left us for better or worse (we know not his whereabouts) it is as though something essential has been lost by the Unit. Then too, were the picnics, described no doubt in personal letters, but events the like of which had not been attempted before, and won for the Battalion great respect and a desire for more such successful innovations. Hard work was relieved by the maximum of time for play.

I have already described the Christmas meal in a letter to the Secretary, but it was a direct contrast to that of 1943. For us the season was topped off by the receipt of an ACF hamper to each man.

There are, too, odds and ends in which we think you will be interested. The Library is one. £50 from Welfare money established the foundation of the Library with 150 new books, and weekly we receive two, including the latest publications. Your gifts of books arrived in due course, and with the help of George's War Workers' Club and Preston Tramways Workshops we achieved our objective of 400 books by Christmas. Now we aim at 600 by Easter, and by careful handling to maintain that number and establish a standard. It is wide in its range - from Wild West and Mystery to Educational of no mean degree. Again, Welfare money enabled us to buy good timber to make suitable boxes for the display and carriage of the Library.

Back from New Guinea came Padre Sambell's small electric lighting set, but its days of usefulness were gone, and constant repairs were being made. By various means we exchanged that engine, which was a 1½ hp generating 12 lights, for a brand new 3½ hp engine capable of running 30 lights, although we will not thrash it by so doing. By it too we can charge 6 batteries at a time and this will enable each company to have a wireless in their mess hut or writing room.

Something also new is the PA System presented by the Preston Workshops Welfare Committee to the Battalion: great use of it has been made and has now been accepted as something indispensable. And last but not least we have the support of the Salvation Army with its marque and amenities, although we sadly miss the presence of the Representative. Like Padre Sambell we mourn his departure.

Soon we hope to be settled down again and more interesting things can be written, but here are the Coy representatives' gossip of the Battalion.

Yours sincerely,
(Sgd.) V.F. MEYER, Padre. 15/1/45.

HIGHLIGHTS FROM THE COYS.

HQ COY.

HQ Coy's New Year Gift, although long dreaded and expected, arrived well on time and with the accustomed flourish. The Master descended on his innocent flock on a stormy day and provided his own Thunder. Two drastic changes have been apparent since his arrival (a) the officers now get up at Reveille and wear out their torches looking for their platoon & Sgts! (b) Have also noticed that the troops' English is on the improve. They always look behind before they say - "Drat It!"

Heard mention in high quarters that troops must refrain from chanting the 'Prisoner's Song' and clanking their chains while being dragged off with their picks and shovels to strike yet another blow for freedom

Wandered into the Machine Gunners' lines yesterday, thought it was Wirth's Circus. What will the Padre do without his bike? Incidentally who taught him to make coffee? It tasted different each time!

One man is walking around with a proud look-after all the OC Coy doesn't find a refuse pit in just anyone's old rifle.

Some drivers are lucky-one is known to possess a dry set of clothes! With all this elaborate camp planning we wonder who will get the model tent erected over five old seepage pits!

A COY.

Suddenly discovered we have the "all round" qualifications so necessary in the midst of much rivalry. All sporting events, including boxing, found our men well to the fore. Concert talent also is in our midst and we were well represented in the Xmas Eve turnout. Then too we can cook-and how! We are proud of our cooks who won for us the CO's decision for the best prepared Xmas dinner. The decorated Mess Hut was excellent, although we slipped on that prize.

Opportunity was taken after leave to congratulate our three Platoon Sgts.who while recuperating were married. Nothing like unity! No doubt they impatiently await the next leave-who doesn't? Heard only of one engagement-Stan Bird-he too will nestle down one of these days! We hear on good authority that three of our men following a visit to the Coy Barber are now searching the Bn Library for hair raising thrillers.

B COY.

Our "Ego" is increased. BnHQ now shares our mess and somehow certain of their members always lead the line-up! Speaking of "leading" modesty prevents us from publishing the "Softball" score computed against the Machine Gunners! Amazing and interesting haircuts are to be seen daily, new fashions have been set. Apart from shorn skulls there are the "Schepsi Cut", "The Head-perfect" and "Scrubbing-brush Cut", all of which add to the novelty of the surroundings. Briar Pipes (MK 1) have been a popular gift this Xmas, there always have been some suckers about, but there are a lot more since Xmas.

Some people have funny pets, Ken Rutter was patting a snake sheltering under his bed until he discovered it was alive.

Judging by the number of chaps standing out in the rain for a wash, showering has gone back to the very primitive.

C COY.

The boys are in a quandary as to whether they will oust "Whelan The Wrecker" or some of the big construction Coys when they get back to Civvy Street owing to the numerous camp sites constructed or demolished in their travels.

It has been a period of birthdays, especially 21sts. We have not wished happy returns of these conditions to them, but we hope they are home for the next celebration. There are quite a number of them - Bill Allen, Jack Clements, Sandie Dobbie, George Lemberg, Owen Meloury, Ron Nicholson, Noel Parrot, Si Rawlings, Colin Spinks, and Jim Stratford.

Birthdays eventually lead to marriage, and Dame Rumour hath it that on receipt of certain information one good troop was so overcome with the news that he folded his blanket in a triangle.

The tension is on at present, and 14 Platoon are waiting to see if Dick can keep his promise to the 40/- tailor! Best of luck, Dick.

HIGHLIGHTS FROM THE COYS.

D. COY.

B.M.H. (CONTD.)

We wonder if the change of "D" for "Don" to "D" for "Dog" in the phonetic alphabet came about through "Bow" Hunt and his Farmyard Celebrities.

Benjo Patterson may still be heard in our lines drowning his sorrows in the sweet ??? dulcet tones of his squeeze-box.

It has been suggested that a pack with one shoulder strap be issued to Harry Pickering to balance his other rheumatic shoulder.

One constantly wonders if Pluto is a second Peter Pan and never going to grow up, or is he a brother to Bob Hope - No Hope.

We are waiting to see the 8th wonder of the world - Tiny Chambers running.

Why is it that the OC Blowflies can never be found after the evening meal. Where oh where does he go? Looking for pram wheels?

Then there is "Mossy", who threw a match into a 44 gallon petrol drum and leaned inside to see if it still burnt! BOOM! He said he wanted to go to Heaven in a chariot of fire, but finished up with 6 stitches in his elbow.

We have found a man who can sleep anywhere, anyhow and at any time.

B.M.H. ("B" for Brains).

B.M.H. has now been musically enlightened by the inauguration of the Battalion band. The boys have been parted for so long from their instruments that they are making up for lost time by producing hideous noises far through the night.

Now that camp stretchers have been issued, our Canteen Representative informs us that orders for PK's has deteriorated. "We wondered why the home-made beds used previously were so elastically inclined!"

Our previous Dr having been transferred, we are wondering if the new one can turn on a better "jungle" brew. Time will tell.

Our Intelligence Section are still trying to look as if they are, but sometimes we have our doubts. Again time will tell.

Of late the air has been rather heavy of nights, mainly owing to the fact that some people will try and emulate those prosperous business men who enjoy their after-dinner cigar; however, the boys must be allowed some latitude.

Rations can and have run short on occasions, but the BARTER system never fails.

Distress call to R.M. from Hygiene Section. WANTED - Large quantities of strong sweet smelling perfume to overcome the seepage pits over coming them.

BEAUTY BELTS THE DROUGHT!



The RSM being deeply moved at seeing his family looking hungrily at the butter ration decided to purchase a cow. All went well until Beauty too felt the pangs of hunger; and her patience was exhausted. So ----

"I've done my best, poor Beauty said To supplement the larder, But each day as I get less food It makes the job much harder. I've chewed & chewed one bit of food To satisfy my hunger, And now there is an aching voice - I can't go on much longer.

"Hie you to the Horton ranch Weeds in profusion grow. Thus - why should I so hungry be Said that communistic cow. And so, along Rosanna Road One day there could be seen A carriage and a dashing steed Just fit for any Queen.

In feverish haste fair farmer toiled With forks and bags and string, To gather up the staff of life And pack it all well in. With hay before and hay behind There was a goodly crop, And the smiling face of Mrs. Bob A-looking o'er the top.

And as for Beauty - "Hay" quoth she "It makes me feel quite hearty. I'll declare there'll be some special cream For the Welfare Christmas Party".

CONTRIBUTIONS ARE WANTED FOR OUR MARCH ISSUE. GET THEM IN EARLY!

20 Feb 45

FLAME THROWER

1. LOCATION

HQ Coy LOAT area.

2. DATE

21 Feb 45.

3. TIMINGS

1300 hrs HQ Coy
1400 hrs B and D Coys
1500 hrs A and C Coys

Coys march to location area arriving 10 mins before scheduled time.

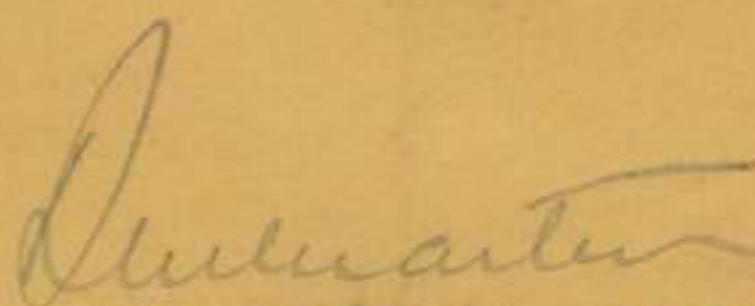
4. OBJECT

To introduce the flame thrower to all tps and to demonstrate its capabilities.

5. NATURE OF INSTR

(i) Lecture on component parts and characteristics with aid of charts.

(ii) Demonstration of the flame thrower in action.

 Capt
Adjt 57/60 Aust Inf Bn

DISTRIBUTION

A Coy
B Coy
C Coy
D Coy
HQ Coy
IO
War Diary (2)
File
Spare

War Diary

RESTRICTED

The information contained in this document is NOT to be communicated either directly or indirectly to the Press or to any person NOT holding an official position in His Majesty's Service.

HQ 57/60 Aust Inf Bn
22 Feb 45

ROUTINE ORDERS - PART 1

BY

Serial No 3

LT-COL R R MARSTON

COMMANDING

57/60 AUST INF BN

Nos 20-25

"AQ"

20. ANIMALS, MASCOTS AND PETS:

- (i) Under no circumstances will permission be given for the conveyance by sea or air from places outside Australia to the Commonwealth of Australia animals, birds, living mascots or pets.
- (ii) When a unit is moved from one location to another, animals in coy lines should not be left to fend for themselves but suitable action should be taken for their disposal or humane destruction.

21. CONSERVATION OF CURRENCY

- (i) The acquisition of currency with a view to its permanent retention by personnel is prohibited.
- (ii) The mailing of US or Australian currency is prohibited.
- (iii) Members returning to the mainland will not, except for special reasons, be paid more than £5.
- (iv) The defacing of coinage for making souvenirs or for any other reason is prohibited.

22. SALE OR DISPOSAL OF LIQUOR

The sale or disposal of liquor is expressly forbidden. This does not apply to official canteen sales or to the offering of normal hospitality in officers or serjeants messes.

23. PROHIBITED ARTICLES IN PARCELS

A number of parcels despatched have contained prohibited articles. No member shall, except in the course of his duty, despatch or cause to be despatched to Australia :-

- (i) Any property issued, distributed, or sold by or belonging to the Commonwealth or any part of the Defence Forces of the Commonwealth, or any Allied country or Force.
- (ii) Any captured enemy document, equipment or property.
- (iii) Any articles sold, distributed or supplied by AA Canteen Services, any Allied Forces Canteen or similar institution, or any AMF philanthropic organisation.
- (iv) Any tobacco or cigarettes.

24. TAKING OF ATEBRIN

- (a) Two atcbrin tablets will be taken all personnel on Wednesdays and Saturdays, one tablet being taken on all other days of

24.

TAKING OF ATEBRIN TABLETS (contd)

- (b) All personnel who have contracted malaria whilst on BOUGANVILLE will take two atobrin tablets per day and be specially supervised by being put into special Coy squads for atobrin parades, with a separate roll book for each squad.
- (c) On return of diagnosed malarial evacuations Coys will immediately put into operation the routine as above.

25.

MOVEMENT OF PERSONNEL

(a) Recently instances have occurred of personnel rejoining unit from hospital, schools etc., and not reporting in to Battalion Orderly Room. It is imperative that this action be taken in order to enable accurate figures and returns to be submitted to higher formations.

(b) All personnel returning to the unit from hospital will report to Battalion Orderly Room, RAP and Coy office.

Opard... Capt
Adjt 57/60 Aust Inf Bn

War diary

REPORT ON TRAINING - WEEK ENDING 24 FEB 451. OUTLINE OF TRG CARRIED OUT(a) Rifle Coys

Trg was carried out in the LOAT area and covered the following exercises and subjects :-

- (i) Pl in adv along jungle trail - fms - intercomm - maint of control by contact - battle drill on contact.
- (ii) Pl in the encircling attack - intercomm and control during encirclement - navigation and pacing - fire and movement against bunkers - action on objective.
- (iii) Pl in def - occupation of a pl def locality - routine drill for occupation - protection - priority of works - range cards - org of work.
- (iv) Sec in def in jungle - siting and constr of weapon pits - org of sec for protection and work - range card.
- (v) Sec attack on pillbox - fire and mov within sec - fms - control - drill for aslt - mopping up.
- (vi) Jungle range practice - engaging of fleeting targets with rifle and OSMG fired from the hip.
- (vii) Weapon trg - adv handling of automatic weapons - stoppages and immediate action - recapitulation of elementary handling.

Night trg was carried out by all coys and consisted of exercises as follows :-

- (i) Pl night mov along jungle trail - previous recce and marking of route - navigation and pacing - use of lights.
- (ii) Pl occupation of def locality by night - arrangements for tying up fire plan - protective patrols and listening posts - use of warning devices.

All coys attended a lecture on the Flamethrower and demonstration of its capabilities by GSO III (CW) 3 Aust Div. Tps showed keen interest in the lecture and demonstration, and their comments after conclusion of the demonstration indicated that they are keen to have flamethrower sp in operations.

Further trg has been carried out in fd sketching and preparation of patrol reports as opportunities arise, with the object of attaining standard methods of preparation throughout the unit.

(b) HQ Coy

- (i) 1 Pl 3 day Bde Sig exercise, installation of comms in LOAT area, fullerphone and morse practice.
- (ii) 2 Pl Tests on gun drill and stoppages. Night firing drill. Constr of gun emplacements, OSMG instr. Range cards.
- (iii) 3 Pl Map reading, compass reading. Lectures on technical mortar subjects. Personnel armed with OSMG carried out jungle range practice.
- (iv) 4 Pl Gun drill - recapitulation. OSMG practice on jungle range. Occupation of gun posns by night. Sub calibre shoot on TOROKINA RIVER range.
- (v) 5 Pl Employed on Bde Sports Ground and camp constr tasks.

(b) III Coy (Continued)

(vi) 6 Pl Normal adn duties.

The coy attended the lecture and demonstration of the Flamethrower. Trg was hampered during the week because of withdrawal of all MG's, Mortars and HK's for AIMS inspection.

2. STANDARD OF TRG

(a) Rifle Coys

Return of a number of NCO's at conclusion of NCO's cadre has immeasurably benefited trg, and has resulted in a noticeable improvement in the standard of trg.

Although the standard of individual trg is good, the required standard of team work in sec and pl trg has not been attained, due to the absence of offrs, NCO's and senior ptes at schools and courses. It is considered that the required standard will not be attained until such time as coys receive their NCO's back from these schools.

Improvement has been shown in fd sketching and patrol reports as a result of increased instr in these subjects.

Jungle range practices in firing from the hip at floating targets have produced good results.

(b) III Coy

Further practical work required by sigs to improve Morse sending and receiving, but in other phases of sig work this pl has reached a good standard.

Standard of MG and mortar pl trg is satisfactory. A distinct improvement has been shown in the Tk/A pl over the last fortnight and the results obtained at the sub-calibre shoot were very satisfactory.

3. STANDARD OF FITNESS

Standard of fitness has shown improvement even though evacs during the week were higher than previously. Twelve cases of dysentery and diarrhoea occurred in one coy due to drinking unchlorinated water whilst on a patrol exercise. Skin complaints have shown a further decrease in numbers and severity and fever personnel are suffering from tropical ear.

4. UNIT CADRE

(a) NCO Cadre

Course No 2 commenced on 19 Feb with an attendance of 30 NCO's and prospective NCO's. The number attending this course was reduced to provide coys with more NCO's for carrying out pl and coy trg exercises. The syllabus has been shortened by exclusion of weapon trg subjects; greater attention is being paid to fieldcraft and battle drill and, in particular, methods of jungle navigation, fd sketching, patrol reports and briefing and track going maps.

(b) BB Course

Band personnel were practising for the band contest all the week and did not attend the cadre. Personnel from rifle coys have been attending regularly and have been engaged in practical work during the last week. These personnel are displaying very keen interest and their work has been reported on very favourably by the RMO.

5. UNIT'S AND DISCUSSIONS

No UNIT'S for officers were held during the week. CO on "Night Movement" is to be held on 26 Feb.

All coys have held CO'S both before and at the conclusion of each exercise, during which much interesting discussion has taken place and many good points brought out.

6. MAN MANAGEMENT

Checks were made on Coys moving out to LONE areas and the various pts of man management checked on were found to be satisfactory.

Pl cards foot inspections are held daily after parade hrs. The regular conduct of these inspections is considered to be responsible for the low incidence of foot complaints.

Shower area was further increased during the week and adequate facilities for showering now exist in each coy.

7. LANDING PROCEDURES

(a) The necessity for voice before night mov and a sound and simple system of semaphore for point of adequate control during move at night.

(b) Facing and navigation methods for encircling mov of a sec, pl or coy to a point from which the final assault is to be made, must be practised time and time again to ensure that the sub-unit arrives without fail in the area from which it is intended the final assault be launched.

8. SUBSTITUTIONS

After completion of coy try period it is suggested that a tp of the be made available for further try of all coys in the line and drills to be employed when operating with it up.

100P
LH
Adm Comd 57/60 Aust Inf B

DISPATCH

15 Aust Inf Bde (AIF)
CO
War Diary (2)
File

57/60 AMB INF BN
ATTACHED UNIT

Display
then
War diary

<u>100 yards</u>	Pfc GIBSON	B Coy	<u>500 Yds</u>	Pfc THOMPSON	B Coy
	" BARNARD	BnHQ		" SHARPE	B Coy
	" LAWLER	D Coy		Lt HART	D Coy
	" STANFORD	A Coy			
<u>4 x 100 yards Relay</u>	Pfc BARNARD	BnHQ	<u>High Jump</u>	Pfc BARNARD	BnHQ
	" GIBSON	D Coy		" HART	BnHQ
	" LAWLER	D Coy	<u>Steeple Chase</u>		
	Lt PATRICKSON	C Coy	<u>100 Yards</u>		
<u>220 yards</u>	Pfc HUGHES	B Coy	<u>Obstacle Race</u>	Lt PATRICKSON	C Coy
	Cpl ANTHONY	Bn Coy			
	" HOLLAND	Bn Coy	<u>100 Yards</u>		
	Pfc HART	C Coy	<u>100 Yards & Jump</u>	Pfc LAWSON	D Coy
<u>4 x 220 yards Relay</u>	Pfc HILL	A Coy		Lt JACKSON	BnHQ
	" HARRINGTON	B Coy	<u>High Jump</u>	Pfc HURNEY	C Coy
	" WILLIAMS	Bn Coy		" HUGHES	B Coy
<u>150 yards</u>	Cpl ANTHONY	D Coy	<u>Obstacle Race</u>	Pfc LEWIS	D Coy
	Pfc DOUGLAS	C Coy		Cpl ANTHONY	D Coy
	" HILSON	Bn Coy	<u>Relay</u>		
	" HARRINGTON	A Coy	<u>Relay</u>		
<u>330 yards</u>	Pfc BULLY	C Coy	<u>Football</u>	Pfc HARRINGTON	Bn Coy
	Cpl THORPE	Bn Coy		Cpl HALE	Bn Coy
	L/Cpl HARRINGTON	BnHQ	<u>Handicap</u>	Lt PATRICKSON	C Coy
<u>Handicap</u>	Pfc GREENWOOD	D Coy	<u>Handicap</u>	Lt PATRICKSON	C Coy
<u>Relay</u>			<u>Handicap</u>	Lt PATRICKSON	C Coy
<u>Long Jump</u>	Cpl PROWSE	HQ Coy	<u>Cross cut</u>	Cpl HOLLAND	Bn Coy
	Lt JACKSON	BnHQ	<u>Relay</u>	Pfc HARRINGTON	Bn Coy
			<u>Relay</u>		
			<u>Relay</u>		

As advised by
Lt HART

All the above to attend a meeting at 231500Z in Battalion Recreation
Hut to receive final instructions

W. Mackintosh
1436 57/60 AMB INF BN

- DISTRIBUTION
- A Coy
 - B Coy
 - C Coy
 - D Coy
 - Bn Coy
 - BnHQ
 - Adjt
 - CO
 - Sports offr (2)

War diary

Representatives to train for 15 Aust Inf Bde (AIF) Sports - Athletic

Event	Name	Coy
100 yards and 110 relay 4 heats - 1 and 2 in final 4 representatives	Pte GIBBONS	B
	" BARNARD	BnHQ
	" LAWLER	D
	" HAWKEY	BnHQ
220 yds and 220 relay 4 heats - 1 and 2 in final 4 representatives	" HILL	A
	Pte HOSIE	B
	Cpl ASHMAN	HQ
	" HOLLAND	HQ
	Pte PRATT	C
	" WILLIAMS	HQ
	" FORSTER	HQ
" KASSAMBOS	B	
" STANFORD	A	
440 yards 4 heats - 1 and 2 in final 4 representatives	Cpl LEISHMAN	D
	Pte DOUGLAS	C
	" NELSON	HQ
	" GRAY	HQ
880 yards 3 representatives	Pte REILLY	C
	L/Cpl WHEELDON	BnHQ
	Cpl THORPE	HQ
One Mile 3 representatives	Sjt GUENTHER	D
	Pte SHARPE	B
	" TREMAYNE	C
	" REILLY	HQ
	Lt WATT	B
Wheelbarrow Race 1 pair	Pte PURCELL)	HQ
	" O'BRIEN)	
	Pte THOMPSON)	HQ
	Cpl HOLLAND)	
Siamese Race 1 pair	Cpl HOLLAND)	HQ
	Pte PURCELL)	
	Pte HAWKEY)	BnHQ
	" BARNARD)	
Officers Race 100 yards 1 representative	Lt PATERSON	C
Hop Step & Jump 2 representatives 2 jumps	Lt JACKSON	BnHQ
	Pte LAWSON	D
	Cpl PROWSE	HQ
High Jump 2 representatives 2 jumps	Pte MUMMERY	C
	" SPRUCE	B
Long Jump 2 representatives 2 jumps	Lt JACKSON	BnHQ
	Pte BELL	HQ
	Cpl PROWSE	HQ
Obstacle Race 1 representative	Pte LEGGE	D
Kicking Football 1 representative 2 Kicks	Cpl LEISHMAN	D
	Pte STORM	A
Wood Chop 2 representatives 10 in log	Pte EMMERSON	HQ
	Sjt BEALE	HQ

Representatives to train for 15 feet (100 yds) - Australia

Event	Name	Rank	Notes
100 Yards and 110 relay	GIBSON	Pte	
4 heats - 1 and 2 in final	BARNARD	"	
100 Yards	LAWLER	"	Representatives
100 Yards	HAWKEY	"	Representatives
100 Yards	HILL	"	
200 Yards and 200 relay	HOSE	Pte	
4 heats - 1 and 2 in final	ARMSTRONG	Cpl	Representatives
200 Yards	WILLIAMS	"	
200 Yards	WATTS	Pte	
200 Yards	WILLIAMS	"	
200 Yards	FORSTER	"	
200 Yards	KARASAKOS	"	
200 Yards	STANFORD	"	
400 Yards	WATSON	Cpl	
4 heats - 1 and 2 in final	DOUGLAS	Pte	Representatives
400 Yards	"	"	
500 Yards	RILEY	Pte	
3 representatives	WILKINSON	Cpl	
500 Yards	THORPE	Cpl	
One Mile	GUNTER	Sjt	
3 representatives	STAFF	Pte	
One Mile	TRIMMER	"	
One Mile	WATTS	Pte	
Wheelbarrow Race	PURCELL	Pte	
1 pair	O'BRIEN	"	
Wheelbarrow Race	THOMPSON	Pte	
1 pair	HOLLAND	Cpl	
Stem Race	HOLLAND	Cpl	
1 pair	PURCELL	Pte	
Stem Race	HAWKEY	Pte	
1 pair	BARNARD	"	
Officers Race 100 Yards	PATRICK	Pte	1 representative
Hop Step & Jump	JACKSON	Pte	
2 representatives	LAWSON	Pte	
2 jumps	BROWN	Cpl	
High Jump	WATSON	Pte	
2 representatives	SPENCE	"	
2 jumps	"	"	
Long Jump	JACKSON	Pte	
2 representatives	DELL	Pte	
2 jumps	BROWN	Cpl	
Obstacle Race	WATTS	Pte	
1 representative	"	"	
Kicking Football	MELNICK	Cpl	
1 representative	STORM	Pte	
2-kicks	"	"	
Wood Chop	EMERSON	Pte	
2 representatives	BRADY	Sjt	
10 in log	"	"	

57/60 AUSTRALIAN INFANTRY SYLLABUS OF TRAINING

War Diary

Map: TOROKINA 1 in to 1 ml

Period 26 Feb - 4 Mar 45

Coy Training - 1st Week

Serial	Date	Sub Unit	Training	References	Location	Duration	Remarks
1	26 Feb	Whole Unit	(a) Bn Parade	-	Bn Parade ground	0830-1000 hrs	Sec trg. At coy comds discretion. To cover subjects missed in sec trg period.
			(b) Weapon trg - adv handling of automatic weapons	-	Coy Areas	1010-1055 hrs	
			(c) Mass PT and games	-	" "	1105-1200 hrs	
			(d) Res period	-	" "	1330-1420 hrs	
			(e) Weapon trg - practice in quick handling of weapons to engage momentary targets	-	" "	1430-1520 hrs	
			(f) Bayonet trg	-	" "	1530-1630 hrs	
			(g) Man management. Preparation for move to LOAT area	-	-	Night	
2	27 Feb	All Coys	(a) Move to LOAT area and set up bivouac area. Area to be tactically laid out with secs in def localities	-	Trg Area E	0500-0900 hrs	Coy areas as follows :- HQ Coy 669943 A Coy 692944 B Coy 696936 C Coy 675943 D Coy 686945
		A B D Coys	(b) Setting and siting of pl ambush. Siting of weapons, control, intercomm, track cutting in locality. Demonstration exercise and GD	ATM 28 Sec 7 Tactical Doctrine Directive NO 7	Coy Areas	0920-1020 hrs	Exercise to be conducted by pl comds on tracks adjacent to Coy camp areas

Serial	Date	Sub Unit	Training	References	Location	Duration	Remarks
2	27 Feb	A B D Coys	(b) (contd)	MTP 23 Part <u>xx</u> Sec <u>viii</u> Para 16 & 17 ATM 32 Sec 2	Coy Areas	0920- 1020 hrs	
		A B D Coys	(c) Coy in adv along jungle trail Object To practice coy as fwd screen, with particular attention to fms, org for navigation and control, battle drill on contact and patrolling to locate enemy posns	I T 37 Secs 58, 59 and 62. FSR Vol <u>ii</u> Chap <u>v</u> Secs 41, 43.	" "	1030- 1215 hrs	Exercise to be prepared and conducted by coy comd, using track adjacent to c. area. Use enemy dug in and concealed along track.
		C Coy	(d) Range practice - engaging fleeting and silhouette targets on jungle range with rifle and OSMG	-	Jungle Range 674940	0920- 1215 hrs	Each man to be exercised engaging targets from the hip quickly with rifle and OSMG. Allotment of amm :- Rifle - 5 rounds per man OSMG - 20 " " "
		All Coys	(e) Exercise - coy in encircling attack. Object to practice each coy in the following:- (i) Maint of control by contact (ii) Use of light sigs and methods of intercomn (iii) Issue of orders down to sec comds. (iv) Methods of navigation	Jungle Warfare Directives Nos 4 & 5 IT 44 Part <u>viii</u> Sec 65 FSR Vol <u>ii</u> Secs 56 and 57	Coy Areas	1330- 1630 hrs	Exercise to be prepared and directed by coy comds.
		All Coys	(f) Night trg - coy mov by night Night navigation, control, intercomn, march discipline at night	FSR Vol <u>ii</u> Chap <u>viii</u> Sec 78	" "	3 periods	B Coy use this period for mov to area for preparati of def locality as per Serial 3(b)
3	28 Feb	O D Coys	(a) Bayonet trg	-	Camp Areas	0830- 0915 hrs	
		B Coy	(b) Coy in def - layout and siting of coy locality. Pacing, siting, clearing, priority of works, camouflage.	Jungle Warfare Directive No 6 FSR Vol 2	Area to be advised	all day	Continuation of Serial 2 Area and priority of work will be advised by BnHQ. Def locality to be completed

Serial	Date	Sub Unit	Training	References	Location	Duration	Remarks
				Chap 7 Sec 68,69,73 IT Part 8 Chap 5 Sec 41			by 1600 hrs.
		C D Coy ^s	(c) Coy as fighting patrol. Briefing - preparation - issue of orders - control Conduct - manmanagement.	Jungle War- fare. Directive No 3	Tracks ad- jacent to Coy areas	0915- 1200 hrs	Exercise to be prepared and directed by Coy Comds
		A Coy	(d) Jungle range - as for Serial 2 (d)	-	Jungle range 674940	0830- 1200 hrs	As for Serial 2 (d)
		A D Coys	(e) Pl ambush - practice in setting up ambush by pl.	As for Serial 2 (b)	Coy areas	1330- 1515 hrs	Ambush to be prepared for use in subsequent two sided exercises. Coy Comd to allocate pl areas and depict tactical picture.
			(f) Sec trg - maint of control by contact	-	Coy areas	1530- 1630 hrs	Secs to practice control by contact when moving through different types of country.
		C Coy	(g) setting and siting of pl ambush - as for serial 2 (b)	As for Serial 2 (b)	Coy area	1330- 1420 hrs	As for Serial 2 (b)
			(h) Coy in adv along jungle trail - as for serial 2 (c)	As for Serial 2(c)	Coy area	1430- 1630 hrs	As for Serial 2(c)
4	1 Mar	A B C Coys	(a) Bayonet trg		Coy areas	0830- 0915 hrs	
		D Coy	(b) Jungle range - as for serial 2 (d)		Jungle range 674940	0830- 1200 hrs	As for serial 2 (d)

Serial	Date	Sub Unit	Training	References	Location	Duration	Remarks
		A and B Coy	(c) Coy in def - as for serial 3 (b)	as for serial 3(b)	Ridge 693939	0930-1200 hrs	Coy comds to liaise regarding areas on ridge. Priority of works to be laid down by coy cmd. Def locality to be completed during later period
		B Coy	(d) Coy as fighting patrol - as for serial 3 (c)	as for serial 3(c)	Track adjacent to coy area	0930-1200 hrs	As for serial 3 (c)
		A Coy	(e) Coy as fighting patrol - as for serial 3 (c)	as for serial 3(c)	Coy area	1330-1630 hrs	As for serial 3 (c)
		B Coy	(f) Jungle range - as for serial 2 (d)	-	Jungle range 674940	1330-1630 hrs	As for serial 2 (d)
		C Coy	(g) Practice in setting up pl ambush - as for serial 3 (c)	as for serial 2(b)	Coy area	1330-1515 hrs	As for serial 3 (c)
		C Coy	(h) Sec trg - maint of control by contact	-	Coy area	1530-1630 hrs	As for serial 3 (f)
		D Coy	(i) Coy in def - as for serial 3(b)	as for serial 3(b)	Coy area	1330-1630 hrs	Coy cmd to select area and lay down priority of works
		All Coys	(j) Night trg - two sided inter coy exercises - pl versus pl - fighting patrols	Jungle warfare Directive No 3	To be arranged by coy comds	2½ hrs	A Coy versus D Coy B Coy versus C Coy Coy Comds to mutually prepare exercise, select areas, and arrange times.

Serial	Date	Sub Unit	Training	References	Location	Duration	Remarks
							This exercise will be repeated during following week with pl roles reversed.
5	2 Mar	A C D Coys	(a) Coy in def - continuation of serials 3(b) and 4(1)	-	-	0830-1200hrs	Def localities to be completed in this period
		B Coy	(b) Practice in setting up pl ambush as for serial 3 (e)	As for serial 2(b)	Coy area	0830-1030 hrs	As for serial 3(e)
			(c) Sec trg - maint of control by contact	-	Coy area	1045-1200 hrs	As for serial 3 (f)
		All Coys	(d) Break bivouac - return to camp carrying out exercise in coy as adv guard to a bn. Control - intercomm - fms - method of crossing TOROKINA River	As for serial 2(c)	-	1300-1600 hrs	All coys to commence mov at 1300 hrs to obtain adequate spacing on rd
6	3 Mar	All Coys	(a) Bde athletic meeting		Bde Sports Ground	morning	
			(b) Skin inspection by RMO, kit inspection, issues, adm			afternoon	

SUNDAY - Church parade - sports

NOTE: Arty lecture to be arranged for all offr and pl sjts

DISTRIBUTION

A Coy	2IC
B Coy	Adjt
C Coy	QM
D Coy	IO
HQ Coy	RMO
15 Aust Inf Bde (AIF)	Padre
CO	War Diary (2)
	File (2)

D. J. ...
 Capt
 Adjt 57/60 Aust Inf Bn

FIELD RETURN OF OFFICERS

Army Form W.3008
(Adapted) (Page 1)
(Revised Jan., 1943)

(Serial No.)

At 0600 Hrs. Saturday 3 / 2 / 1945 57/60 Aust Inf Bn (Unit)

W.E. 33 OFFRS. 769 O.R's. + OFFRS. 2 O.R's. 32 ATT. BY W.E.

PART A.—POSTED STRENGTH, SURPLUS OR REINFORCEMENTS REQUIRED.

W.E. EXCLUDING ATTACHED.				DETAIL.	ATTACHED ALLOWED BY W.E.											
Rein'ts Required.	Deficient W.E.	Surplus to W.E.	Posted Strength.		Arm or Corps.	Posted Strength.	Surplus to W.E.	Deficient W.E.	Rein'ts Required.							
1	2	3	4	5	6	7	8	9	10							
-	-	-	1	*												
-	-	-	2	*												
1	1	-	4	Lieut.-Colonels												
4	4	-	4	Majors	A A N C	1	-	-	-							
-	-	1	20	Captains												
-	-	-	1	Lieutenants												
-	-	-	1	Quarter-masters												
-	-	-	-	A.A.N.S. and A.A.M.W.S. Offrs.												
-	-	-	-	Civilians Counting as Offrs.												
5	5	1	29			1	-	-	-							
				DETAIL	A.I.F.	C.M.F.	A.W.A.S.	A.A.N.S.	A.A.M.W.S.	CIVIL.	R.A.N.	R.A.A.F.	**	TOTAL.		
Analysis of Part A to be shown here by ALL units. Only units notified in para. 10 of instructions for compilation of form will complete Part E(1) & E(2).				A.	30	-	-	-	-	-	-	-	-	30		
				E.(1)												
				E.(2)												

* Insert detail of higher ranks as necessary.
** Personnel belonging to a category not provided for in the analysis will be shown in this Col. Particulars will be shown, e.g., 20 U.K. Forces; 10 N.Z. Forces.

PART B.—PARTICULARS OF OFFICERS JOINED OR QUITTED DURING WEEK.

OFFICERS JOINED DURING WEEK

Army No.	Rank.	Name and Initials.	Unit From.	Date.	CAUSE.
V-51556	MAJ	WILKINSON W H	5 Aust Inf Bn (AIF)		Transferred - Appointments and Promotions List No 61- Has not yet joined Unit.

OFFICERS QUITTED DURING WEEK.

Army No.	Rank.	Name and Initials.	Unit To.	Date.	CAUSE.
V-112095	LT	CULLEN E J	POE (Aust Inf)	5/12/45	Auth: First Aust Army Ord 752/19 Jan 45

PART C.—DESCRIPTION OF OFFICERS WHOSE RETURN TO.....(Unit) IS PARTICULARLY REQUESTED. / / 194.....

Army No.	Rank.	Name and Initials.	REMARKS (e.g., present whereabouts if known).

57/60 Aust Inf Bn

Unit

585

(Serial No.)

PART D.—NOMINAL ROLL OF OFFICERS ON POSTED STRENGTH

At 0600 Hrs. Saturday 3/2/1945 (Total to agree with Columns 4 and 7 of Part A.)

1	2	3	4	5	6	7	8
Substantive Rank and Higher Temporary Rank if Held.	Army Number.	Surname.	Initials.	Posting.	Whether present with Unit (insert Yes or No)	If not present with Unit, state how employed.	Date of Detachment.
1st Lt	V1208132	MARSHALL	R R	10	Yes		
Maj	V14299	MORSE	V S		No	In Tactical School - 1st List	1/12/44
"	V1361672	PIST	D D	2 10	Yes		
"	V181103	MCJALL	V	20 10	"		
"	V151556	WILKINSON	H H		No	Detached from 2nd Aust Div to 1st Div and Promotions List to Lt. Not yet joined unit.	
Capt	V181069	LEWIS	J	20 3	Yes		
"	V1131312	FRASER	J H	10 0	"		
"	V181073	MARTIN	R H	10 10	"		
"	V181075	POW	R H	10 A	No	In Tactical School - 1st List	1/12/44
"	V1133031	DOUG	V A	10 10	Yes		
1st Lt	V181075	SMITH	V H	2 10 A	"		
"	V181109	COOPER	H V	2 10 10	"		
"	V181108	HINE	P B	11 11	"		
" (2nd Capt)	V181107	THOMAS	D L	10	"		
"	V181104	HATT	F J	10 11	"		
"	V181108	MILLER	A J	10 11	"		
"	V181085	JACKSON	R S	10 11	"		
"	V150013	SCHEFFEL	D J	12 11	"		
"	V114600	WALTON	L S	7 11	No	In Junior Staff School - 1st List	2/1/45
"	V181071	LINDSEY	H R	2 11	Yes		
"	V181112	ASHBACH	G H	10	"		
"	V18200	WALKER	B V	1 11	"		
"	V181600	HAMILTON	A P	10	"		
"	V151832	WINTERFIELD	O		No	In School of Artillery - 1st List	1/11/44
"	V117616	STOLTH	J		"	Hospital - 1st List	1/11/44
"	V1157778	FRASER	T H	8 11	Yes		
"	V131031	BOYD	V G	17 11	"		
"	V113867	LEWIS	A R	5 11	No	Det - 15 Aust Inf Coy	28/1/45
"	V1126980	WILSON	H O	10 11	Yes		
"	V1102740	PATERSON	H S	15 11	"		
"	V110113	WILSON	V R	9 11	"		
"	V1102711	CARROLL	O J	13 11	"		
"	V1118439	DOYLE	J B	7 11	"		
"	V110032	WILSON	R O	4 11	No	3 Aust Div Eng School - Course No 2.	29/1/45
"	V183365	MORSE	I H	3 11	Yes		

PART E.—NOMINAL ROLL OF OFFICERS ATTACHED FROM OTHER UNITS.

Substantive Rank and Higher Temporary Rank if Held.	Army Number.	Name and Initials.	Unit.	Date of Attachment.	Nature of Attachment.
Capt	V119002	JENNINGS J S	15 Aust	12/12/44	R H O
Chaplain	V10912	WILSON V P	15 Aust	6/10/44	10000

Date of Despatch

Signature of Commander

DETAIL OF ATTACHED

DETAIL OF NCOs

TRADE	WE	PS	SURP	DEF	TRADE	RANK	WE	PS	DEF/SURP
<u>AAMC</u>									
Chiropodist	1	1	-	-	Intel Duties	Sjt	1	1	- -
Hyg Insp	1	1	-	-	"	Cpl	2	1	1NR -
Med Ord	2	1	-	-	LNR Signallers	Cpl	4	2	2NR -
					Clerks	Sjt	2	2	- -
<u>AAOC</u>					"	Cpl	6	6	- -
Shoemaker	1	1	-	-	Tailor	Sjt	1	-	1NR -
					"	Cpl	1	1	- -
<u>AAPS</u>					Tech Storeman	Sjt	1	1	- -
Postal Duties	1	1	-	-	LMG & Riflemen	Cpl	36	32	4NR -
					MMG Nos	Cpl	2	2	- -
<u>AAPC</u>					MOR Nos	Cpl	5	5	- -
Pay Clerks	2	1	-	1	Pioneers	Cpl	4	4	- -
					Provost	Sjt	1	1	- -
<u>AACC</u>					Stretcher Bearer	Sjt	1	1	- -
Caterer	1	-	-	1NR	"	Cpl	2	2	- -
Cooks	23	22	-	1NR	Tk/A Gun Nos	Cpl	4	4	- -
					R S M	WO1	1	1	- -
	32	28	-	4	RQMS	WO1	1	1	- -
					CSMs	WO1	5	5	- -
					CQMS	S/Sjt	5	4	1NR -
					Drivers MT	Cpl	1	1	- -
					Sjts Pl	Sjt	25	21	4NR -

ATTACHED

TRADE	WE	PS	SURP	DEF	TRADE	RANK	WE	PS	DEF/SURP
<u>AAMC</u>									
Chiropodist						Cpl	1	1	- -
Hyg Insp						Sjt	1	1	- -
Med Ord						Sjt	1	1	- -
<u>AAOC</u>									
Shoemaker						Cpl	1	1	- -
<u>AAPS</u>									
Postal Duties						Sjt	1	1	- -
<u>AAPC</u>									
Pay Clerk						Sjt	1	1	- -
" "						Cpl	1	-	1 -
<u>AACC</u>									
Caterer						WO1	1	-	1NR -
Cooks						Sjt	5	2	3NR -
"						Cpl	5	5	- -
							129	111	18NR -

Part D. Description of Other Ranks Whose Return To (Unit) is Particularly Requested.

Hyg Cpl carrying out the duties of Hyg Sjt.

PART E. Detail of Present Strength and Reinforcements required as shown in Part A of Army Form W.3009 at 0600 Hours Saturday / /194 .

Details of Tradesmen. GROUP I.	W.E.	Posted Strength.	Reints. Required.	Details of Tradesmen. GROUP I. (cont.) FORWARD	W.E.	Posted Strength.	Reints. Required.	Details of Tradesmen. GROUP II. (cont.) FORWARD	W.E.	Posted Strength.	Reints. Required.	Details of Tradesmen. GROUP III. (cont.) FORWARD	W.E.	Posted Strength.	Reints. Required.
Ammunition Examiners				Surveyors, Engineering				Operating Room Assis.				G.P.O. Assistants			
Armament Artificer Fitter				Surveyors, E.A.A.				Operator, Keyboard				Hammermen			
Armament Artificer Fitter (Electrical)				Surveyors, Topographical				Operator, Line				Leather Stitchers			
Armament Artificer Fitter (M.V.)				Surveyors, Trigonometrical				Operator, Signal				Orderlies, Nursing			
Armament Artificer Fitter (A.F.V.)				Toolmakers				Operator, Switchboard				Orderlies, Nursing Mental			
Armament Artificer Instrument				Turners				Operator, Wireless				Plate Layers			
Armament Artificer Radio				Watchmakers				Opticians				Rangetakers	4	2	2
Armament Artificer Signals				Welders				Painters				Riveters			
Armament Artificer Wireless								Panel Beaters				Roughriders			
Artificer, Artillery								Photographer, Dry Plate				Saddlers			
Artificer, Engine								Predictor Numbers				Saddletree makers			
Blacksmiths	1	-	III					Printers				Shoemaker and Boot Repairer			
Bricklayers								Radlographers				Stevedores			
Computers								Riggers				Stokers, Staty. Engine			
Cooks, Hospital				GROUP II.				Sawyers				Storemen, Technical	4	3	III
Coppersmiths				Armourers				Signallers	26	19	III	Tailors	2	1	III
Dispensers				Axemen				Signwriters				Textile Refitters			
Draughtsmen				Bakers				Telescope Identfn. Numbers				Tinsmiths			
Draughtsmen (Architectural)				Bty. Comd's Asst.				Well Borers				Vulcanizers			
Draughtsmen (Engineering)				Boilermakers				Wheelers				Wagon Erectors			
Draughtsmen (Mechanical)				Carpenters	6	4	III	Winchman				Whitesmiths			
Draughtsmen (Topographical)				Carpenters and Joiners				Wireman							
Electricians				Cooks				Woodturners							
Electricians (M.V.)				Dental Mechanics											
Electricians (Signals)				Driver-Mech. (Eng. and Med.)											
Fitters				Driver-Operator											
Fitters (Cycle)				Drainers											
Fitters (Electrical)				Electricians											
Fitters (Gun)				Electricians (Engineers)											
Fitters (Instrument)				Fire Control Operators				GROUP III.				DETAILS OF NON-TRADESMEN.			
Fitters (M.V.)				Gun Operator				Battery Surveyors							
Fitters, Railway Signal				Hatchman				Butchers	1	4	-				
Fitters, Signals				Height Taker				Clerks	12	12	-				
Grinder, Precision				Helio Operator				Clerks, Supply							
Mechanics, Instrument				Instrument Operator				Clerks, Technical							
Mechanics, Instrument (Signals)				Intelligence Duties	10	9	III	Coach Trimmers							
Mechanics, Instrument (Surgical)				Joiners				Concretors							
Mechanics, Radio				Lineman				Cooks							
Mechanics, Typewriter				Lineman, Signals				Dental Clerk Orderlies							
Mechanics, Wireless				Lithographers				Despatch Riders							
Millwrights				Machinists, Metal				Draughtsmen, Signals							
Operators, Excavator				Machinists, Wood				Drivers, H.T.							
Pattern Maker				Masons				Driver Mechanics							
Pharmacist				Masseurs				Driver Tpin. Plant							
Photographer, Wet Plate				Mechanics, M.T.				Engine Hands, I.C.							
Photowriter				Miners				Equipment Repairers	1	1	-				
Plumber				Moulders				Farriers	2	1	-				
Saw Doctors				Nurses, Trained				Fitters' Mates							
Surveyors				Observation Post Assis.				Gun Layers							
CARRIED FORWARD	1	-	-	CARRIED FORWARD	17	13	-	CARRIED FORWARD	57	54	0	Totals of columns marked * to agree with columns 4 and 7, and 1 and 10 of Part A. respectively.	801	721	89

NOTES.—(a) If rank other than private is involved give details on back.
 (b) Authorised trades or specialists not included in list will be added as required in spaces provided.
 (c) Where A.W.A.S. and/or A.A.M.W.S. personnel are desired show details on back.
 (d) Where replacement not desired note accordingly on return by insertion of N.R. in col. "Reints. Required."
 (e) Where any request or notation is made on back of form, the words "See Back" should be written in one of the blank spaces on this page.

Date of Despatch

s.w. 6m bks 3/43

Signature of Commander

L. Marsden

FIELD RETURN OF OFFICERS

Army Form W.3008
(Adapted) (Page 1)
(Revised Jan., 1943)

/..... (Serial No.)

At 0600 Hrs. Saturday 10 2 / 5 57/60 / 1945 (Unit) Aust Inf Bn

W.E. 11 129 3 OFFRS. 33 O.R.'s. 769 + OFFRS. 2 O.R.'s. 32 ATT. BY W.E.

PART A.—POSTED STRENGTH, SURPLUS OR REINFORCEMENTS REQUIRED.

1	2	3	4	5	6	7	8	9	10
W.E. EXCLUDING ATTACHED.				DETAIL.	ATTACHED ALLOWED BY W.E.				
Rein'ts Required.	Deficient W.E.	Surplus to W.E.	Posted Strength.		Arm or Corps.	Posted Strength.	Surplus to W.E.	Deficient W.E.	Rein'ts Required.
-	-	-	1	Lieut.-Colonels *					
1	1	-	2	Majors					
4	4	-	4	Captains	AANG	1	-	-	-
-	-	1	20	Lieutenants					
-	-	-	1	Quarter-masters					
-	-	-	-	A.A.N.S. and A.A.M.W.S. Offrs.					
-	-	-	-	Civilians Counting as Offrs.					
5	5	1	29						

DETAIL	A.I.F.	C.M.F.	A.W.A.S.	A.A.N.S.	A.A.M.W.S.	CIVIL.	R.A.N.	R.A.A.F.	**	TOTAL.
A.	30	-	-	-	-	-	-	-	-	30
E.(1)										
E.(2)										

Analysis of Part A to be shown here by ALL units. Only units notified in para. 10 of instructions for compilation of form will complete Part E(1) & E(2).

* Insert detail of higher ranks as necessary.
** Personnel belonging to a category not provided for in the analysis will be shown in this Col. Particulars will be shown, e.g., 20 U.K. Forces; 10 N.Z. Forces.

PART B.—PARTICULARS OF OFFICERS JOINED OR QUITTED DURING WEEK.

OFFICERS JOINED DURING WEEK

Army No.	Rank.	Name and Initials.	Unit From.	Date.	CAUSE.

OFFICERS QUITTED DURING WEEK.

Army No.	Rank.	Name and Initials.	Unit To.	Date.	CAUSE.
V/4299	Maj	W S GUDCH	PL (Aust Inf)	26/2/45	Authority - First Aust Army 402269 of 3 Feb 45

PART C.—DESCRIPTION OF OFFICERS WHOSE RETURN TO..... (Unit) IS PARTICULARLY REQUESTED. / / 194.....

Army No.	Rank.	Name and Initials.	REMARKS (e.g., present whereabouts if known).

PART D.—NOMINAL ROLL OF OFFICERS ON POSTED STRENGTH

At 0600 Hrs. Saturday 10 2 5 / 194. (Total to agree with Columns 4 and 7 of Part A.)

1	2	3	4	5	6	7	8
Substantive Rank and Higher Temporary Rank if Held.	Army Number.	Surname.	Initials.	Posting.	Whether present with Unit (insert Yes or No)	If not present with Unit, state how employed.	Date of Detachment.
1st Lt	V1208132	MALDON	R E	0 0	Yes		
1st Lt	V120672	FIFE	D D	2 10	"		
"	V121103	ROBERT	V V	00 10	"		
Capt	V121103	YALOWAY	J H	00 3	No	Not yet joined Unit	
"	V121112	MARTIN	J H	00 0	"		
"	V121073	MARTIN	R H	ADJT	"		
"	V121076	FOX	R H	00 A	No	1st Tactical School	
"	V1213031	BOSS	W A	00 D	Yes		
1st Lt	V121075	SCOTT	H H	2 10	"		
"	V121103	COOPER	H H	2 10	"		
2nd Lt	V121108	HINE	P P	1 1	"	2/c 3 c/y	
(2/capt)	V121107	THOMAS	D J	1 1	"		
"	V121104	WAT	J J	10 11	"		
"	V121105	WILSON	A J	1 1	"	2/c c c/y	
"	V120043	JACKSON	R G	Asst/ADJT	"		
"	V120043	DONNELL	D J	12 11	"		
"	V1214000	TALBOT	L S		No	1st Junior Staff School - X List	2/1/45
"	V121071	LITTLE	W R	2 11	Yes		
"	V121112	ANDERSON	G H	7 0	"		
"	V121002	BLAIR	D W	1 11	"		
"	V121000	HAMILTON	A P	1 0	"		
"	V121232	WILSON	G	16 PL	No	1st School of III -	
"	V1217616	STUBBS	J		"	Hospital - X List	7/11/44
"	V121110	WATSON	R V	8 11	Yes		
"	V121111	POWELL	V G	17 11	"		
"	V121038	LEWIS	A B	7 11	"		
"	V121070	BRIDGES	H G	1 11	"	11 PL	
"	V121112	MARTIN	H T	15 11	"		
"	V121112	WINDHAM	W R	9 11	"		
"	V121074	CHRISTIAN	C J	23 11	"		
"	V121074	BOYLE	V B	7 11	"		
"	V121002	SIMPSON	R C	4 11	"		
"	V121002	WATSON	I H	3 11	"		

PART E.—NOMINAL ROLL OF OFFICERS ATTACHED FROM OTHER UNITS.

Substantive Rank and Higher Temporary Rank if Held.	Army Number.	Name and Initials.	Unit.	Date of Attachment.	Nature of Attachment.
Capt	V19002	JERRARD J S	15 Aust		
Chaplain	V19012	MEYER V F	1st Amb	12/12/44	R N O
			1st Bde	6/10/44	Padre

10 Feb 45
Date of Despatch

L. Marston
Signature of Commander Lt-col

DETAIL OF ATTACHED

DETAIL OF NCO's

TRADE	WE	PS	SURP	DEF	TRADE=	Rank	WE	PS	SURP	DEF	
<u>AAMC</u>											
Chiropodist	1	1	-	-	Intel Duties	Sjt	1	1	-	-	
Hyg Insp	1	1	-	-	" "	Cpl	2	1	-	1NR	
Med Ord	2	1	-	1NR	Signallers	Cpl	4	2	-	2NR	
					Clerks	Sjt	2	2	-	-	
<u>AAOC</u>					"	Cpl	6	6	-	-	
Shoemaker	1	1	-	-	Tailor	Sjt	1	-	-	1NR	
					"	Cpl	1	1	-	-	
<u>AAPS</u>					Tech Storeman	Sjt	1	1	-	-	
Postal Duties	1	1	-	-	LMG & Riflemen	Cpl	36	29	-	7NR	
					MMG Nos	Cpl	2	2	-	-	
<u>AAPC</u>					MOR Nos	Cpl	5	5	-	-	
Pay Clerks	2	1	-	1	Pioneers	Cpl	4	4	-	-	
					Provost	Sjt	1	1	-	-	
<u>AACC</u>					Stretcher Bearer"		1	1	-	-	
Caterer	1	-	-	1NR	" "	Cpl	2	2	-	-	
Cooks	23	21	-	2NR	Tk/A Gun Nos	Cpl	4	4	-	-	
					R S M	WO1	1	1	-	-	
					R Q M S	WO11	1	1	-	-	
	32	27	-	5	CSMs	WO11	5	5	-	-	
					CQMS	S/Sjt	5	4	-	1NR	
					Drivers MT	Cpl	1	1	-	-	
					Sjts Pl	Sjt	25	19	-	6NR	
<u>ATTACHED</u>											
<u>A A M C</u>											
					Chiropodist	Cpl	1	1	-	-	
					Hyg Insp	Sjt	1	1	-	-	
					Med Ord	Sjt	1	1	-	-	
					<u>AAOC</u>						
					Shoemaker	Cpl	1	1	-	-	
					<u>AAPS</u>						
					Postal Duties	Sjt	1	1	-	-	
					<u>AAPC</u>						
					Pay Clerk	Sjt	1	1	-	-	
					" "	Cpl	1	-	-	1	
					<u>AACC</u>						
					Caterer	WO11	1	-	-	1NR	
					Cooks	Sjt	5	2	-	3NR	
					"	Cpl	5	5	-	-	
							129	206	-	23	NR

§ Hyg Cpl carrying out the duties of Hyg Sjt.

FIELD RETURN OF OFFICERS

Army Form W.3008
(Adapted) (Page 1)
(Revised Jan., 1943)

7 57/60 (Serial No.)

At 0600 Hrs. Saturday 17 2 5 57/60 / 194 (Unit)

W.E. 120 3 OFFRS. 33 O.R's. 769 + OFFRS. 1 O.R's. 32 ATT. BY W.E.

PART A.—POSTED STRENGTH, SURPLUS OR REINFORCEMENTS REQUIRED.

W.E. EXCLUDING ATTACHED.				DETAIL.	ATTACHED ALLOWED BY W.E.								
Rein'ts Required.	Deficient W.E.	Surplus to W.E.	Posted Strength.		Arm or Corps.	Posted Strength.	Surplus to W.E.	Deficient W.E.	Rein'ts Required.				
1	2	3	4	5	6	7	8	9	10				
-	-	-	1	*									
1	1	-	2	*									
6	6	-	22	Lieut.-Colonels	A A A C	1	-	-	-				
1	1	-	18	Majors									
1	1	-	1	Captains									
1	1	-	1	Lieutenants									
1	1	-	1	Quarter-masters									
1	1	-	1	A.A.N.S. and A.A.M.W.S. Offrs.									
1	1	-	1	Civilians Counting as Offrs.									
8	8	-	25			1	-	-	-				
		DETAIL	A	A.I.F.	C.M.F.	A.W.A.S.	A.A.N.S.	A.A.M.W.S.	CIVIL.	R.A.N.	R.A.A.F.	**	TOTAL.
		A.	26	-	-	-	-	-	-	-	-	-	26
		E.(1)											
		E.(2)											

Analysis of Part A to be shown here by ALL units. Only units notified in para. 10 of instructions for compilation of form will complete Part E(1) & E(2).

* Insert detail of higher ranks as necessary.
** Personnel belonging to a category not provided for in the analysis will be shown in this Col. Particulars will be shown, e.g., 20 U.K. Forces; 10 N.Z. Forces.

PART B.—PARTICULARS OF OFFICERS JOINED OR QUITTED DURING WEEK.

OFFICERS JOINED DURING WEEK

Army No.	Rank.	Name and Initials.	Unit From.	Date.	CAUSE.

OFFICERS QUITTED DURING WEEK.

Army No.	Rank.	Name and Initials.	Unit To.	Date.	CAUSE.
V181069	Capt	LEWIS J	PIL. (Aust Inf)	26/1/45	Auth: Appointments, Promotions etc List No
V111242	"	HUGHES J H	PIL. (Aust Inf)	6/2/45	Auth: PA List 1349 of 6 Feb 45
V17616	Lt	STEWART J	AA Hvy Control Staff	7/2/45	Auth: 2 Aust Corps DMS 1768 of 7/2/45

PART C.—DESCRIPTION OF OFFICERS WHOSE RETURN TO (Unit) IS PARTICULARLY REQUESTED. / / 194

Army No.	Rank.	Name and Initials.	REMARKS (e.g., present whereabouts if known).

PART D.—NOMINAL ROLL OF OFFICERS ON POSTED STRENGTH

At 0600 Hrs. Saturday 37/2/1945 (Total to agree with Columns 4 and 7 of Part A.)

1	2	3	4	5	6	7	8
Substantive Rank and Higher Temporary Rank if Held.	Army Number.	Surname.	Initials.	Posting.	Whether present with Unit (insert Yes or No)	If not present with Unit, state how employed.	Date of Detachment.
Lt-col	V1308132	HARRISON	R R	CO	No	Det 29 Aust Inf Bn	11/2/45
Lt	V13164672	PIST	D D	2 CO	Yes		
Lt	V1311103	McJALL	V	CO	No	Not joined Unit	
Lt	V131556	STUART	H H	Adjt	Yes		
Capt	V131073	HARRISON	R R	Adjt	Yes		
Lt	V131075	PIST	R R	CO A	No	1st Technical School - 1st Det	1/12/45
Lt	V133031	BOON	V A	CO D	Yes		
Lt	V131075	BOON	H H	2 CO	Yes		
Lt	V131108	BOON	H H	CO	Yes		
Lt	V131108	BOON	H H	2 CO	Yes		
Lt (2/3 Capt)	V131107	BOON	D L	Adjt	Yes		
Lt	V131104	BOON	R J	10 CO	Yes		
Lt	V131105	BOON	A J	2 CO	Yes		
Lt	V135025	JACKSON	R J	Adjt/Adjt	Yes		
Lt	V135003	BOON	D J	12 CO	Yes		
Lt	V131600	BOON	L O		No	1st Junior Staff School - 1st Det	1/1/45
Lt	V131071	BOON	H H	2 CO	Yes		
Lt	V13112	BOON	G H	CO	Yes		
Lt	V13200	BOON	R W	1 CO	Yes		
Lt	V131600	BOON	A P	CO	Yes		
Lt	V13153	BOON	G	15 CO	No	1st School of II - 1st Det	1/11/45
Lt	V131773	BOON	H H	Adjt	Yes		
Lt	V13151	BOON	H H	17 CO	No	2 Aust Corps Engineers Course	
Lt	V131367	BOON	A R	Adjt A	No	1st Tech School - 1st Det	11/2/45
Lt	V131000	BOON	H H	11 CO	Yes		
Lt	V130210	BOON	H H	15 CO	Yes		
Lt	V130110	BOON	H H	9 CO	Yes		
Lt	V130273	BOON	G J	13 CO	No	3 Aust Div Eng School	11/2/45
Lt	V131010	BOON	J B	7 CO	Yes		
Lt	V131010	BOON	R O	6 CO	Yes		
Lt	V130365	BOON	T H	3 CO	Yes		

PART E.—NOMINAL ROLL OF OFFICERS ATTACHED FROM OTHER UNITS.

Substantive Rank and Higher Temporary Rank, if Held.	Army Number.	Name and Initials.	Unit.	Date of Attachment.	Nature of Attachment.
Capt	V139002	BOON J O	15 Aust	12/12/44	R H O
Chaplain	V139012	BOON V P	15 Aust Inf Bn	6/10/44	Adjt

1007

Date of Despatch

Signature of Commander

DETAIL OF ATTACHED

DETAIL OF NCO's

TRADE	WE	PS	SURP	DEF	TRADE	Rank	WE	PS	SURP	DEF
<u>AAMC</u>					Intel Duties	Sjt	1	1	-	-
<u>Chiropodist</u>	1	1	-	-		Cpl	2	1	-	1NR
<u>Hyg Insp</u>	1	1	-	-	Signallers	Cpl	4	2	-	2NR
<u>Med Ord</u>	2	1	-	1NR	Clerks	Sjt	2	2	-	-
					"	Cpl	6	6	-	-
<u>AAOC</u>					Tailor	Sjt	1	-	-	1NR
<u>Shoemaker</u>	1	1	-	-	"	Cpl	1	1	-	-
					Tech Storeman	Sjt	1	1	-	-
<u>AAPS</u>					LMG & Riflemen	Cpl	36	27	-	9NR
<u>Postal Duties</u>	1	1	-	-	MMG Nos	Cpl	2	2	-	-
					MOR Nos	Cpl	5	5	-	-
<u>AAPC</u>					Pioneers	Cpl	4	4	-	-
<u>Pay Clerks</u>	2	1	-	1	Provost	Sjt	1	1	-	-
					Stretcher Bearers	Sjt	1	1	-	-
<u>AACC</u>					"	Cpl	2	2	-	-
<u>Caterer</u>	1	-	-	1NR	Tk/A Gun Nos	Cpl	4	4	-	-
<u>Cooks</u>	23	21	-	2NR	R S M	WO1	1	1	-	-
					R Q M S	WO1	1	1	-	-
	32	27	-	5	C S Ms	WO1	5	5	-	-
					C Q M S	S/Sjt	5	4	-	1NR
					Drivers MT	Cpl	1	1	-	-
					Sjts Pl	Sjt	25	19	-	6NR
					<u>ATTACHED</u>					
					<u>AAMC</u>					
					<u>Chiropodist</u>	Cpl	1	1	-	-
					<u>Hyg Insp</u>	Sjt	1	1	-	-
					<u>Med Ord</u>	Sjt	1	1	-	-
					<u>AAOC</u>					
					<u>Shoemaker</u>	Cpl	1	1	-	-
					<u>AAPS</u>					
					<u>Postal Duties</u>	Sjt	1	1	-	-
					<u>AAPC</u>					
					<u>Pay Clerk</u>	Sjt	1	1	-	-
					" "	Cpl	1	-	-	1
					<u>AACC</u>					
					<u>Caterer</u>	WO1	1	-	-	1NR
					<u>Cooks</u>	Sjt	5	2	-	3NR
					"	Cpl	5	5	-	-
							129	104	-	25NR

§ Hyg Cpl carrying out the duties of Hyg Sjt.

PART E. Detail of Present Strength and Reinforcements required as shown in Part A of Army Form W.3009 at 0600 Hours Saturday / / 194 .

Details of Tradesmen. GROUP I.	W.E.	Posted Strength.	Reints. Required.	Details of Tradesmen. GROUP I. (cont.)	W.E.	Posted Strength.	Reints. Required.	Details of Tradesmen. GROUP II. (cont.)	W.E.	Posted Strength.	Reints. Required.	Details of Tradesmen. GROUP III. (cont.)	W.E.	Posted Strength.	Reints. Required.
Ammunition Examiners				Surveyors, Engineering				Operating Room Assts.				G.P.O. Assistants			
Armament Artificer Fitter				Surveyors, R.A.A.				Operator, Keyboard				Hammermen			
Armament Artificer Fitter (Electrical)				Surveyors, Topographical				Operator, Line				Leather Stitchers			
Armament Artificer Fitter (M.V.)				Surveyors, Trigonometrical				Operator, Signal				Orderlies, Nursing			
Armament Artificer Fitter (A.F.V.)				Toolmakers				Operator, Switchboard				Orderlies, Nursing Mental			
Armament Artificer Instrument				Turners				Operator, Wireless				Plate Layers	4	2	3
Armament Artificer Radio				Watchmakers				Opticians				Rangefakers			
Armament Artificer Signals				Welders				Painters				Riveters			
Armament Artificer Wireless								Panel Beaters				Roughriders			
Artificer, Artillery								Photographer, Dry Plate				Saddlers			
Artificer, Engine	1	-	-					Predictor Numbers				Saddletree makers			
Blacksmiths								Printers				Shoemaker and Boot Repairer			
Bricklayers								Radigraphers				Stevadores			
Computers								Riggers				Stokers, Staty. Engine	4	3	10
Cooks, Hospital				GROUP II.				Sawyers	26	10		Storemen, Technical	2	1	10
Coppersmiths				Armourers				Signallers				Tailors			
Dispensers				Axemen				Signwriters				Textile Refitters			
Draughtsmen				Bakers				Telescope Identfn. Numbers				Tinsmiths			
Draughtsmen (Architectural)				Bty. Comd's. Asst.				Well Borers				Vulcanizers			
Draughtsmen (Engineering)				Boilermakers	6	4		Wheelers				Wagon Erectors			
Draughtsmen (Mechanical)				Carpenters				Winchman				Whitesmiths			
Draughtsmen (Topographical)				Carpenters and Joiners				Wireman							
Electricians				Cooks				Woodturners							
Electricians (M.V.)				Dental Mechanics											
Electricians (Signals)				Driver-Mech. (Eng. and Med.)											
Fitters				Driver-Operator											
Fitters (Cycle)				Drainers											
Fitters (Electrical)				Electricians											
Fitters (Gun)				Electricians (Engineers)											
Fitters (Instrument)				Fire Control Operators											
Fitters (M.V.)				Gun Operator				GROUP III.				DETAILS OF NON-TRADESMEN.			
Fitters, Railway Signal				Hatchman				Battery Surveyors	2	5		Prov Sgt	1	1	
Fitters, Signals				Height Taker				Butchers	12	10		Regt Police	6	6	
Grinder, Precision				Helio Operator				Clerks				Storemen	6	6	
Mechanics, Instrument				Instrument Operator				Clerks, Supply				S Dr	21	21	
Mechanics, Instrument (Signals)				Intelligence Duties	10	9		Clerks, Technical				S/A Gun			
Mechanics, Instrument (Surgical)				Joiners				Coach Trimmers				Hos	19	19	
Mechanics, Radio				Lineman				Concretors				Water Duty	2	2	
Mechanics, Typewriter				Lineman, Signals				Cooks				Drivers	12	12	
Mechanics, Wireless				Lithographers				Dental Clerk Orderlies							
Millwrights				Machinists, Metal				Despatch Riders				ATTACHED BY W.E.	1	1	
Operators, Excavator				Machinists, Wood				Draughtsmen, Signals							
Pattern Maker				Masons				Drivers, H.T.							
Pharmacist				Masseurs				Driver Mechanics							
Photographer, Wet Plate				Mechanics, M.T.				Driver Tptn. Plant							
Photowriter				Miners				Engine Hands, I.C.							
Plumber				Moulders				Equipment Repairers	2	2					
Saw Doctors				Nurses, Trained				Farrlers							
Surveyors				Observation Post Assts.				Fitters' Mates							
CARRIED FORWARD	1	-	-	CARRIED FORWARD		27	23	CARRIED FORWARD		57	53	Totals of columns marked * to agree with columns 4 and 7, and 1 and 10 of Part A. respectively.	80	20	92

NOTES.—(a) If rank other than private is involved give details on back.
 (b) Authorised trades or specialists not included in list will be added as required in spaces provided.
 (c) Where A.W.A.S. and/or A.A.M.W.S. personnel are desired show details on back.
 (d) Where replacement not desired note accordingly on return by insertion of N.R. in col. "Reints. Required."
 (e) Where any request or notation is made on back of form, the words "See Back" should be written in one of the blank spaces on this page.

37 Feb 45
Date of Despatch

Signature of Commander

FIELD RETURN OF OFFICERS

Army Form W.3003
(Adapted) (Page 1)
(Revised Jan., 1943)

At 0600 Hrs. Saturday / 7/194 (Unit) *1 32*

(Serial No.) *10000000*

W.E. / / OFFRS. O.R's. + OFFRS. O.R's. ATT. BY W.E.

PART A.—POSTED STRENGTH, SURPLUS OR REINFORCEMENTS REQUIRED.

1 2 3 4				5	6 7 8 9 10								
W.E. EXCLUDING ATTACHED.				DETAIL.	ATTACHED ALLOWED BY W.E.								
Rein'ts Required.	Deficient W.E.	Surplus to W.E.	Posted Strength.		Arm or Corps.	Posted Strength.	Surplus to W.E.	Deficient W.E.	Rein'ts Required.				
-	-	-	1	*									
1	1	-	2	*									
6	6	-	2	Lieut.-Colonels	A A H C	1	-	-	-				
1	1	-	18	Majors									
-	-	-	1	Captains									
-	-	-	1	Lieutenants									
-	-	-	-	Quarter-masters									
-	-	-	-	A.A.N.S. and A.A.M.W.S. Offrs.									
8	8	-	25	Civilians Counting as Offrs.		1	-	-	-				
			A	B									
		DETAIL	26	A.I.F.	C.M.F.	A.W.A.S.	A.A.N.S.	A.A.M.W.S.	CIVIL.	R.A.N.	R.A.A.F.	**	TOTAL.
		A.											26
		E.(1)											
		E.(2)											

Analysis of Part A to be shown here by ALL units. Only units notified in para. 10 of instructions for compilation of form will complete Part E(1) & E(2).

* Insert detail of higher ranks as necessary.
** Personnel belonging to a category not provided for in the analysis will be shown in this Col. Particulars will be shown, e.g., 20 U.K. Forces; 10 N.Z. Forces.

PART B.—PARTICULARS OF OFFICERS JOINED OR QUITTED DURING WEEK.

OFFICERS JOINED DURING WEEK

Army No.	Rank.	Name and Initials.	Unit From.	Date.	CAUSE.

OFFICERS QUITTED DURING WEEK.

Army No.	Rank.	Name and Initials.	Unit To.	Date.	CAUSE.

PART C.—DESCRIPTION OF OFFICERS WHOSE RETURN TO (Unit) IS PARTICULARLY REQUESTED. / /194

Army No.	Rank.	Name and Initials.	REMARKS (e.g., present whereabouts if known).

PART D.—NOMINAL ROLL OF OFFICERS ON POSTED STRENGTH

At 0600 Hrs. Saturday 24/2/1945 (Total to agree with Columns 4 and 7 of Part A.)

1	2	3	4	5	6	7	8
Substantive Rank and Higher Temporary Rank if Held.	Army Number.	Surname.	Initials.	Posting.	Whether present with Unit (insert Yes or No)	If not present with Unit, state how employed.	Date of Detachment.
Lt-col	78108132	MARSHALL	R R	CO	No	Adm Off, 29 Aust Inf Bde	21/2/45
Maj	7810672	FITZ	D D	2 IC	Yes		
"	7811103	McCALL	V	CO	"		
"	7811556	WILKINSON	V H		No	Sumner Centre Com Dept	23/1/44
Capt	78117142	REYNOLDS	J H		"	Seconded as Instr	
"	7811073	BARNES	R H	Adj	Yes	U A A Trg School	15/2/45
"	7811076	FOX	R B	CO A	No	Inf Tactical School	
"	78133031	ROSS	V A	CO D	Yes	Sumner - X List	1/12/44
Lt	7811075	SMITH	V H	2 IC	"		
"	7811109	COOPER	V W	CO C	"		
"	7811108	WILKINSON	V B	2 IC	"		
" (T/Capt)	7811107	THOMAS	D L	CO	"		
"	7811104	WATT	P J	10 PL	"		
"	7811105	WILKINSON	A J	2 IC	"		
"	7810025	JACKSON	R S	Asst/Adj	"		
"	7810043	DOLWELL	D J	12 PL	"		
"	7811600	TALBOT	L B		No	Inf Junior Staff School - X List	7/12/44
"	7811071	LINDON	V R	2 PL	Yes		
"	7811112	ATKINSON	O H	CO	"		
"	781209	HOAG	B V	1 PL	"		
"	7811600	HAMILTON	A P	10	"		
"	7812232	WHITFIELD	G	15 PL	No	Inf School of RI - Sumner - X List	7/11/44
"	7817615	STRAKER	J		"	Hospital - X List	21/11/44
"	78157773	TRAHNE	T V	8 PL	Yes		
"	7813215	WILKINSON	V O	17 PL	"		
"	78115867	LAWSON	A R	Asst A	No	Inf Trg School - X List	21/11/44
"	78120990	WILKINSON	H S	11 PL	"		
"	78102740	WILKINSON	H T	13 PL	Yes		25
"	7812312	WILKINSON	W R	9 PL	"		
"	78102741	CARRUTHERS	C J	13 PL	"		
"	78118139	BOYLE	J B	7 PL	"		
"	7810032	BARTON	R O	4 PL	"		
"	7810035	FRIDY	I H	3 PL	"		
Capt	7819002	JERVIS	J S	Asst	"		

PART E.—NOMINAL ROLL OF OFFICERS ATTACHED FROM OTHER UNITS.

Substantive Rank and Higher Temporary Rank, if Held.	Army Number.	Name and Initials.	Unit.	Date of Attachment.	Nature of Attachment.
Chaplain	789912	MEYER V P	25 Aust Inf Bde	6/10/44	padre
Capt	78349733	McNAMEE G J	63 Aust Dental Unit	5/2/45	

Date of Despatch

Signature of Commander

DETAIL OF ATTACHED

DETAIL OF NCOs

TRADE	WE	PS	SURP	DEF	TRADE	RANK	WE	PS	SURP	DEF
AAMC					Intel Duties	Sjt	1	1	-	-
Chiropodist	1	1	-	-	"	Cpl	2	1	-	1NR
Hyg Insp	1	1	-	-	Signallers	Cpl	4	2	-	2NR
Med Ord	2	1	-	1NR	Clerks	Sjt	2	2	-	-
					"	Cpl	6	6	-	-
AAOC					Tailor	Sjt	1	-	-	1NR
Shoemaker	1	1	-	-	"	Cpl	1	1	-	-
AAPS					Tech Storeman	Sjt	1	1	-	-
Postal Duties	1	1	-	-	LMG & Riflemen	Cpl	36	26	-	10NR
AAPC					MMG Nos	Cpl	2	2	-	-
Pay Clerks	2	1	-	1 -	MOR Nos	Cpl	5	5	-	-
AACC					Pioneers	Cpl	4	4	-	-
Caterer	1	-	-	1NR	Provost	Sjt	1	1	-	-
Cooks	23	21	-	2NR	Stretcher Bearer	Sjt	1	1	-	-
					"	Cpl	2	2	-	-
	32	27	-	5	Tk/A Gun Nos	Cpl	4	4	-	-
					R S M	WO1	1	1	-	-
					RQMS	WO1	1	1	-	-
					CSMS	WO1	5	5	-	-
					GQMS	S/Sjt	5	4	-	1NR
					Drivers MT	Cpl	1	1	-	-
					Sjts Pl	Sjt	25	19	-	6NR
ATTACHED										
AAMC										
					Chiropodist	Cpl	1	1	-	-
					Hyg Insp	Sjt	1	1	-	-
					Med Ord	Sjt	1	1	-	-
AAOC										
					Shoemaker	Cpl	1	1	-	-
AAPS										
					Postal Duties	Sjt	1	1	-	-
AAPC										
					Pay Clerk	Sjt	1	1	-	-
					" "	Cpl	1	-	-	1
AACC										
					Caterer	WO1	1	-	-	1NR
					Cooks	Sjt	5	2	-	3NR
					"	Cpl	5	5	-	-
							129	103	-	26

Hyg Cpl carrying out the duties of Hyg Sjt.

PART E. Detail of Present Strength and Reinforcements required as shown in Part A of Army Form W.3009 at 0600 Hours Saturday 24/2/1945.

Table with 13 columns: Details of Tradesmen (GROUP I, II, III), W.E., Posted Strength, Reints. Required. Includes rows for Ammunition Examiners, Surveyors, Engineering, Operating Room Assts., G.P.O. Assistants, etc.

NOTES.—(a) If rank other than private is involved give details on back. (b) Authorised trades or specialists not included in list will be added as required in spaces provided. (c) Where A.W.A.S. and/or A.A.M.W.S. personnel are desired show details on back. (d) Where replacement not desired note accordingly on return by insertion of N.R. in col. "Reints. Required." (e) Where any request or notation is made on back of form, the words "See Back" should be written in one of the blank spaces on this page.

Date of Despatch a.w. 6m bks 3/43

Signature of Commander

WAR DIARY or INTELLIGENCE SUMMARY

(Erase heading not required).

Army Form C.2118
(adapted.)

Unit 57/60 Aust Inf Bn Date and Time.—From 1 Mar To 4 Mar 45

MIL. HIST. SECT. (3.1.9)
 19 APR 1945

Place	Date	Hour	Summary of Events and Information	Remarks and references to Appendices, Diaries, &c.
BOROKINA	1 Mar		IO and Maj FITT vie wed demonstration of FALO enemy propoganda broadcasting unit. All coys out in LOAT area and trg carried out as per syllab us. Weather hot and fine all day.	Ollb
	2 Mar		Maj FITT and members of Int Section out to recce site for Bn HQ LOAT area. Lecture by catering offr—"Rations and Food Values". Bn weekly skin inspection carried out. Pictures at night at 15 Bde Theatre, VICTORIA PARK—"BRIDE BY MISTAKE!" * Weather very hot with light showers in afternoon.	Ollb
	3 Mar		Skin inspection of Bn completed. Lecture 1100 hrs by Bde IO. to all offs—subject SOUTH BOUGAINVILLE area. Football in afternoon —HQ Coy 1 def eated HQ Coy 2. All 6ffrs NCOs and ORs invited to 24 xxx Bn at VICTORIA PARK Theatre at 1930 hrs. Guard mounted by xxx A Coy. Weather hot with light precipitation in afternoon.	Ollb
	4 Mar		RC and Protestant Church Parades held as usual. Remainder of day occupied with sport and make end mend. In inter-coy football	Ollb another 21

WAR DIARY or INTELLIGENCE SUMMARY

(Erase heading not required).

Unit 57/60 Aust Inf Bn Date and Time.—From 4 Mar To 7 Mar 45

Place	Date	Hour	Summary of Events and Information	Remarks and references to Appendices, Diaries, &c.
TOROKINA	4 Mar		match C Coy defeated B Coy. Afternoon Bde competition match resulted in victory for 57/60 Bn over 15 Ed Amb. B Coy mounted guard. Weather hot and rainless.	<i>ADM.</i>
	5 Mar		All offrs and NCOs out to coy in attack demonstration by 24 Bn. D Coy moved out 1800L-D day for fd firing exercise on 6-7 Mar with pl weapons supported by 3in mor MMG and tp of tks. Pictures at VICTORIA PARK. at 1930 hrs. "SUNDAY DINNER FOR A SOLDIER! Bn guard not mounted because of move out of all coys at 0500L to LOAT area. Weather very hot with light showers during afternoon.	<i>ADM.</i>
	6 Mar		A B C and HQ Coys moved out at 0500L to train in LOAT area until 9 Mar. Maj PITT and Adjt out to view fd firing exercise with support weapons, being carried out by D Coy. NO guard mounted. Weather very hot.	<i>ADM.</i>
	7 Mar		All Offrs and NCOs attended a demonstration exercise — tank and infantry co-operation from 0800L to 1200L. fd firing exercise	<i>Alpena 11</i>

WAR DIARY or INTELLIGENCE SUMMARY

Army Form C.2118
(adapted.)

(Erase heading not required).

Unit 57/60 Aus t Inf Bn

Date and Time.—From 7 Mar

To 10 Mar 45

Place	Date	Hour	Summary of Events and Information	Remarks and references to Appendices, Diaries, &c.
TOROKINA	7 MAR		to be held 7 Mar postponed to allow all Offrs and NCOs of D Coy to attend tank exercise demonstration by 58/59 Bn. Weather hot and fine.	<i>AMG</i>
	8 Mar		Field firing exercise continued. Maj MERRITT 3 Div LO out to observe training. Concert by I5 Aust Fd Amb party in Amb area. at 1930L. All Coys still out in LOAT area. Bn guard not mounted. Weather mainly fine—heavy rain in afternoon.	<i>AMG</i>
	9 Mar		A B C D and HQ Coys returned from LOAT area. Skin inspections for U and HQ Coys and Bn HQ. Pictures in evening at VICTORIA PARK.—"THE MERRY MONOHANS" C Coy mounted Bn guard. Weather fine early but showery in afternoon.	<i>AMG</i>
	10 Mar		Weekly Bn skin inspection completed. Bde Swimming Carnival conducted during afternoon at I5 Bde Pool on EAGLE RIVER. Meeting successful but marred by very heavy rain during latter half of carnival. BOUGAINVILLE SHIELD was was won by	<i>W. Bannister</i>

WAR DIARY or INTELLIGENCE SUMMARY

(Erase heading not required).

Unit 57/60 Aust Inf Bn Date and Time.—From 10 Mar To 11 Mar 45

Place TOROKINA	Date 10 Mar	Hour	Summary of Events and Information	Remarks and references to Appendices, Diaries, &c.
			<p>58/59 Bn with 57/60 Bn second. MADANG SHIELD annexed by I5 Bde Amb Prizes presented by Maj-Gen BRIDGEFORD. Concert in evening at VICTORIA PARK— "PACIFIC REVIEW" presented by 58/59 Bn con- cert party. All Offrs NCOs and ORs invited to attend. Guard mounted by D Coy. Weather hot in morning, cloudy in afternoon with very heavy rain.</p>	<p><i>OK</i></p>
	11 Mar		<p>Church Parades at 0830 hrs—Protestant on Bn Parade Ground RC at 24 Bn. Football match in morning HQ 2 v. B Coy resulted in comfortable victory for HQ Coy. On GLOUCESTER OVAL during morning 57/60 easily defeated I5 Bde HQ in Bde competition match. Match between undefeated teams representing 24 Bn and 58/59 Bn on GLOUCESTER OVAL at 1345 hrs resulted in narrow victory for 24 Bn. Visitors included Lt-Gen SAVIGE and RNZAF Offrs. Game followed by Rugby League and Union medley match —RNZAF v. 24 Bn. At dinner-dance during evening in Offrs Mess 2I sisters from 2/I AGH were entertained. Lt/Col MARSTON A/Comd 29 Bde attended. HQ Coy mounted guard. Weather fine and hot, rain later.</p>	<p><i>Atkinson J.</i></p>

WAR DIARY or INTELLIGENCE SUMMARY

(Erase heading not required).

Unit 57/60 Aust Inf Bn Date and Time.—From 12 Mar To 16 Mar 45

Place	Date	Hour	Summary of Events and Information	Remarks and references to Appendices, Diaries, &c.
TOROKINA	12 Mar		Bn Parade on Bn Sports Ground 0830L to 1000L. Bn concert party preparing for concert to be held at VICTORIA PARK on 17 Mar. Guard mounted by A Coy. B Coy moved out at 1730L to begin field firing exercise. Weather cloudy and threatening with rain in afternoon. Torrential downpour continued from 1700 to 2030 hrs.	<i>AMB.</i>
	13 Mar		A C D and Hq Coys moved out 0500L to LOAT area. B Coy continued field firing exercise. Concert party continued preparation for Bn concert to be held 17 Mar. Guard duties by A Coy. Weather hot showers in late afternoon.	<i>AMB.</i>
	14 Mar		B Coy completed field firing exercise. Other coys carried out syllabus trg in LOAT area. C Coy moved out 1800L to begin field firing exercise. Weather cloudy with very heavy rain in late afternoon.	<i>AMB.</i>
	15 Mar		C Coy continued Bn field firing exercise—other coys carried on with syllabus trg in LOAT area. A Coy guard still on duty. Weather hot all day—light showers in early afternoon.	<i>AMB.</i>
	16 Mar		Bn weekly skin inspection for personnel in camp. C Coy complete	<i>AMB.</i>

WAR DIARY or INTELLIGENCE SUMMARY

(Erase heading not required).

Unit 57/60 Aust Inf Bn Date and Time.—From 16 Mar To 18 Mar 45

Place	Date	Hour	Summary of Events and Information	Remarks and references to Appendices, Diaries, &c.
TOROKINA	16 Mar		field firing exercise. All coys returned to camp from LOAT area.	
			Further practice for concert by Bn Concert Party. Pictures in evening at VICTORIA PARK... THE HARD WAY! Weather fine and warm.	<i>AMB</i>
	17 Mar		Completion of weekly skin inspections. Organized sport during afternoon. Inter-coy football match HQ2 v. C Coy resulted resulted in win for HQ Coy. In evening concert by 57/60 Aust Inf Bn Concert Party—"AU REVOIR" dedicated to Lt Col R R MARSTON relinquishing comd of 57/60 Bn. Guard mounted by C Coy. Weather hot showers during late afternoon.	<i>AMB</i>
	18 Mar		Church Parades as usual at OBI5L. In morning football match A Coy defeated HQ Coy No 1. In afternoon D Coy defeated B Coy. and Rugby match 57/60 Bn v. 58/59 Bn resulted in victory for 57/60 Bn. Boxing tournament at night at VICTORIA PARK. Weather wet during morning—cloudy in afternoon. Offrs entertained sisters from 2/I AGH at dinner dance in Offrs Mess—farewell to Lt Col MARSTON relinquishing comd of 57/60 Aust Inf Bn. Maj Gen BRIDGEFOR D and Brig HAMMER attended.	<i>AMB</i>

WAR DIARY or INTELLIGENCE SUMMARY

Army Form C.2118
(adapted.)

(Erase heading not required).

Unit 57/60 Aust Inf Bn

Date and Time.—From 19 Mar

To 25 Mar

Place	Date	Hour	Summary of Events and Information	Remarks and references to Appendices, Diaries, &c.
TOROKINA	19 Mar		All coys carried out training according to syllabus. Preparation for move at 200830L for bn exercise and LOAT until 23 Mar. Pictures at bde area VICTORIA PARK 1930L Weather....Hot showers during day.	<i>CDL</i>
	20 Mar		Bn moved 0830L and took up defensive posns.... A coy relieved 24 bn patrols at SAUA TEXAS RIVER areas 201700L	
	21 Mar		Exercise finished 202359 L...Bn now taken over 24 bn patrols. D coy adv party out 1300L for JEEPHEAD. A coy patrols report Nms. Brig H H Hammer visited area in morning. Weather Showers all day.	<i>CDL</i>
	22 Mar		Routine patrols carried out.. B coy and Tac HQ exercise in mov with Fl on the man then returned to camp at 1645L Patrols report NMS. Weather.Rain through out day	<i>CDL</i>
	23 Mar		Relief now completed of 24 Bn patrols. Our standing patrols now responsible for AMERICAL , GRIER Rds. TOROKINA BRIDGE and the CHOP CHOP TRAIL.	<i>CDL</i>
	24 Mar		C and D coys continuing patrolling and both report NMS. Bn skin inspection. Inter bde football in afternoon. 24 Bn downed 53 tpt. 57/60 beat 58/59. the play was marred by the wet weather	
	25 Mar		Church parades in morning.. The bde football final was played off and we were beaten by 24 Bn Brig HHammer presented penants to each member of the winning team. The Bde boxing competitions to be held in evening were postponed owing to heavy rain....	<i>CDL</i>
			Rained all day.	

WAR DIARY or INTELLIGENCE SUMMARY

Army Form C.2118
(adapted.)

(Erase heading not required).

Unit... 57/60 Aust Inf Bn Date and Time.—From 26 Mar To 28 Mar

Place	Date	Hour	Summary of Events and Information	Remarks and references to Appendices, Diaries, &c.
TOROKINA	26 Mar		All of the patrols from A B and D coys report NMS. Meanwhile the remainder of the battalion were engaged in the packing of stores for the impending move South. Weather was warm with a few showers in afternoon. Picture show at VICTORIA PARK 1930L	<i>CMB</i>
	27 Mar		The body of Pte Meridith was found today in REINI RIVER 75 yds from the crossing. Patrols report ..nothing to report. C coy mounted guard. The boxing competition were carried on between the battalions. Weather warm with a few showers.	<i>CMB</i>
	28 Mar		Patrols report NMS. Word was recieved that the expected arrival of the Governor of NSW, Lady Blamey and party would be on the 30 Mar. Visual trg films were shown at VICTORIA PARK XXXXXXXXXX all available tps attended. Weather hot with showers in afternoon.	<i>CMB</i>
			28 Mar	

WAR DIARY or INTELLIGENCE SUMMARY

(Erase heading not required).

57/60 Aust Inf Bn

Unit.....

Date and Time.—From 29 Mar To

Place	Date	Hour	Summary of Events and Information	Remarks and references to Appendices, Diaries, &c.
TOROKINA	29 Mar		All operational patrols have nothing to report. Meanwhile the rest of battalion in camp continued with preparations for the move South. Guard was supplid by D coy. Lt Col Webster left in morning for an areial recce of South BOUGAINVILLE particula rly the HONGORIA RIVER area. Weather hot with light showers in afternoon	<i>AWB</i>
	30 Mar		D coy was ordered to take over A coy patrols, the relief to be completed by 311200L. Brig HHammer visited camp area and inspected the guard. Pictures listed for the evening were unable to be held owing to fault in equpt. Being Good Friday Church service was held. Weather ...Hot .	<i>AWB</i>
	31 Mar		Bn weekly skin inspection carried out by RMO. I	<i>AWB</i>

The information contained in this document is not to be communicated wither directly or indirectly to the Press or to any person NOT holding an official position in His Majesty's Service.

HQ 57/60 Aust Inf Bn
2 Mar 45

ROUTINE ORDERS - PART 1

BY

Serial No 4

LT-COL R R MARSTON

COMMANDING

57/60 AUST INF BN

Nos 26 - 40

"G"

26. TELEPHONE COMMUNICATIONS:

It has been noticed that in making calls some officers have instructed their switch to obtain a party and then ring them back when the party is obtained. This practice not only wastes the time of signallers but also that of the party called. Officers will make calls direct to the required party.

27. GREEN ENVELOPES

In accordance with LHQ Field Censorship Instruction No 4 Appendix B, the unit censor stamp must be impressed on the front of green envelopes clear of the declaration and writer's signature. Green envelopes will NOT bear a franking officer's signature.

28. SPEED LIMIT

Area between TAGESSI SOUTH to forward positions is a restricted area. Speed limit for all vehicles is 15 mph.

29. DRESS OF COOKS

AACC personnel and mess orderlies on duty in the kitchen will be dressed as follows:-
Singlet or Shirt
Trousers
Gaiters
Boots

30. STERILIZATION OF WATER

Recently, evacuations of diarrhoea and dysentery have occurred, caused by personnel drinking untreated water. All water not drawn from water cart will be sterilized. Personnel will carry sterilization outfits during exercises and whilst on LOAT. Coys will hold periodical inspection of these outfits and immediately replace those showing signs of tablets crumbling and other signs of deterioration.

31. NATIVES

(a) Villages

- (i) Every village has a chief (Luluai) and his assistant (Tultul) who are the native officials, and native contacts should be made through either of these officials.
- (ii) Native villages are out of bounds to all ranks unless permission to visit them has been granted by ANGAU or except where necessary for a specific duty where there are no ANGAU representatives.

31. NATIVES (Contd)

- (iii) Native gardens are out of bounds to all personnel other than ANGAU. No member will damage a native garden except when the exigencies of the service so require.
- (iv) For health reasons, troops will not be accommodated within $\frac{1}{2}$ mile of any native village or camp, unless special approval is given.

(b) Relationship of Troops

Friendly relations must be maintained with the natives but not to the extent of fraternising or "spoiling the natives". Natives will not be transported by MT, the practice of giving lifts is prohibited.

(c) Trading

Trading with army rations is prohibited. Purchase of native curios should be made through ANGAU wherever possible.

32. LOSS OF ARTIFICIAL DENTURES

In the event of any loss by a member of an artificial denture supplied at public expense, that member is liable to a forfeiture of pay within the terms of GRO 28/43. All ranks will be instructed that no members will go swimming while wearing artificial dentures

33. AREAS OUT OF BOUNDS

The following areas are out of bounds to all troops unless on duty:-

- (a) ANGAU HQ and native compounds.
- (b) All native villages.
- (c) Hospitals and CCS's.
- (d) Bulk Canteen.
- (e) Air strips and administrative offices attached thereto.
- (f) Such other places as are indicated to be out of bounds by notices on signposts.

34. POSSESSION OF FIREARMS

No member shall have in his possession any pistol or other firearm not on authorised issue to him except with the written permission of his CO. Personnel with unauthorised pistols shall return same to unit armourer immediately.

35. PERSONNEL PROCEEDING TO AUSTRALIA

A member proceeding to Australia will not take with him more tobacco than is reasonably required to meet their personal requirements whilst in transit to the mainland.

36. OFFENCE OF DRUNKENNESS

Particular vigilance is required in this area as excessive consumption of alcohol may make the member relax his anti-malarial precautions, and also because excessive consumption is definitely injurious to health in tropical climates. For these reasons the consumption by individuals must not exceed the two bottles per week laid down. Officers and NCO's will supervise all issues of beer. Drunkenness will be treated as a serious offence and be punished accordingly. No member will manufacture or take part in the manufacture of intoxicating or alcoholic liquor.

37. MT DISCIPLINE

(a) Assistance to Provost

It is the duty of all ranks to co-operate with Provost personnel on duty and the driver or occupants of vehicles

will give the Provost personnel the information required. Disciplinary action will be taken for failure to comply with these instructions.

(b) Road Notices

Members will strictly observe and treat as if the same were embodied in these orders, notices as to speed, bounds, or any other matters placed on roads or in camp areas whether such notices are placed by Australian or US Army authorities.

(c) Hospital Traffic

A member of the AMF will not attend any cinema show or other entertainment at an Aust General Hospital unless he is a member of, or attached to, or a patient in the hospital, or is invited by a member of the hospital staff. MT will not proceed to a hospital unless in accordance with this order.

(d) Travelling in Army Vehicles

Members will not be permitted to sit on the sides or tailboard or to stand on the running boards or guards. Except where the tactical situation makes departure from this Order necessary, troops will sit on the floor of the vehicle with their backs against the sides. Officers and NCO's will ensure troops comply with these instructions.

38. GAMBLING

No member shall take part in gambling or have in his possession any instrument of gaming.

39. ENEMY GRAVES - DESECRATION

Disinterment of buried Japanese by unauthorised persons or other desecration of Japanese graves is forbidden.

40. WATCHES

Personnel having watches GS on issue will secure same by means of a lanyard, improvised if necessary. Care will be taken to avoid dropping or knocking of the watch as damage to balance staffs frequently results.

D. J. Martin Capt
Adj't 57/60 Aust Inf Bn

NOTICES

Lost Tuesday. Black eversharp propelling pencil identifiable by burnt portion on top. Finder return to Padre.

Results of trials by Court Martial convened by GOC 3 Aust Div.

NATURE AND DATE OF TRIAL: DCM 13 Feb 45

ACCUSED: NX154547 Pte James Henry GREBERT - 58/59 Aust Inf Bn

<u>CHARGES:</u>	AA40 - Posting letter through civil post	<u>FINDING</u>	Guilty
	AA40 - Failing to include his name and full postal address thereon		Guilty
	AA40 - Including prohibited information in the said letter		Guilty
	AA40 - Including code in the said letter		Guilty

SENTENCE: £15 Fine

CONFIRMATION: Confirmed by GOC 3 Aust Div on 24 Feb 45

NOTICES (Contd)

NATURE AND DATE OF TRIAL: DCM 13 Feb 45

ACCUSED: SX20239 Cfn HOWLEY R J Wksps Sec B Sqn Gp
2/4 Aust Armd Regt

CHARGE: AA40 - Leaving vehicle unattended

FINDING: Guilty

SENTENCE: £5 Fine

CONFIRMATION: Confirmed by GOC 3 Aust Div on 24 Feb 45.

NATURE AND DATE OF TRIAL: DCM 23 Feb 45

ACCUSED: VX93419 Pte HENDERSON I R 47 Aust Inf Bn

CHARGES: AA9 (2) - Disobeying a lawful command
AA40 - Unshaven

FINDING: Guilty on both charges.

SENTENCE: 60 days Field Punishment and 60 days
forfeiture of pay.

CONFIRMATION: Confirmed by GOC 3 Aust Div on 24 Feb 45.

[Handwritten signature and notes]

NOTICES

[Faint, mostly illegible text, possibly bleed-through from the reverse side of the page]

REPORT ON TRAINING - WEEKENDING 4 MAR 451. OUTLINE OF TRG CARRIED OUT

- (a) There was no substantial change from the detail of work incl in the weekly syllabus of TRG already submitted.
- (b) The Catering Offr, 3 Aust Div, has delivered a series of lectures to all Coys on the dietetic values of army rations. The lectures were interesting and instructive and were well received.
- (c) A series of trg films was shown to all Coys in the IOAT area on one night, the programme being -
 First Aid
 Jungle Patrol
 Unfinished Business
 These proved to be of great educational value and many pers have asked their Coy comds for the provision of additional opportunities to see other programmes of this type.
- (d) No 2 NCOs Cadre and the SB Cadre both terminated on 3 Mar.

2. STANDARD OF TRG(a) Rifle Coys

The standard of individual effort generally was good and all ranks displayed keenness in carrying out their training exercises.

Faults were noticed in the layout of Coy def localities, the main one being a failure, wholly or in part, to obtain mutual sp between pls, secs and weapon pits. One coy def locality was weak, as approx 150 yds of the coy "front" was not covered by fire and provided comparatively easy access to the centre of the coy locality.

The value of some exercises was lost by having the coy cond, or the offr acting as coy cond, carrying out the additional duties of director of the exercise. This practice led to faulty battle drill within coy exercises which developed into pl exercises carried out by the various pls in the coy. This practice will be discontinued.

TRG is handicapped still by the absence of regular coy comds. These coys are cond by Lts and, in addition, more than half the rifle pls are being cond by sjts and cpls. The added responsibility so placed on junior offr and on senior NCO's provides excellent trg for those offr and NCO's but the standard of instr to the coys is lowered. However, the posn in this regard has improved since the return of the NCO's from No 1 cadre and should improve further as the remainder from No 2 cadre have returned to their coys.

Approx 60 pers returned from leave participated in the week's trg. Their work was satisfactory but some additional individual instr was necessary and was given by pl and sec comds.

(b) HB Coy

1 Pl - The standard is still very fair. The main requirement is more practice in operating and procedure and such practice is being obtained by routine work necessary at BMR and in maintaining comm in the IOAT area.

2 Pl - The feature of the week was the MMG fd firing practice held in the vicinity TOROKINA br. The weapons worked flawlessly and the fire control and gun drill were of a very satisfactory standard. Instr was given also in indirect fire, dealing only with the director and post methods. Sufficient instr is being given in that subject to allow secs to carry out an indirect fire task should the future op role of the bn demand it.

3 Pl - Most NCO's and some selected ptes were given practice in fire control with dots firing live am. The work of the dots was fair but errors in laying were made. The fire control, however, was unsatisfactory, the main faults being departures from the set sequence of fire control orders and dangerous informality in giving the orders. Future instr will incl some periods of instr in fire control and another shoot will be held when a suitable standard is reached.

4 Pl - The sub-calibre of Tk/A practice indicated a satisfactory standard in laying and gun drill. A pt of interest was the use of a re-captured and re-conditioned Bren MMG as the sub-calibre weapon; the gun functioned excellently.

5 Pl - A bridging task in the LOAT area was handled satisfactorily. Normal trg has been interrupted by the employment of this pl on improvement of the CHOP CHOP trail but valuable experience will be gained during this task. Work done to date includes making of a detour and improvement of bns and creek crossings.

3. STANDARD OF FITNESS

The standard of fitness continues to be good. Three personnel experienced trouble with their feet when moving in marching order and their disposal is now under consideration. Two additional cases of personnel suffering with dysentery were made. Expert opinion is that these cases owe their origin in some way to the outbreak of the previous week. There has been an increase in the number of skin complaints treated but all are reported or discovered in the early stages and most are cleared up promptly. There has been one case from skin diseases.

4. UNIT CADRES

(a) NCO Cadre

No 2 cadre ended on 3 Mar and all instrs and students have returned to their coys. All students were well selected and made good progress during the course. They have benefited considerably in fd trg but were not able to spend more than three periods on method of instr. The standard of patrolling and patrol reports was satisfactory and all students now have a reasonable knowledge of elementary map reading and fd sketching.

(b) SB Cadre

20 members of the regt band and 12 men from rifle coys completed the course. However, owing to the requirements of band and concert practices and to GAP requirements in the LOAT area, attendance was rather spasmodic. On this account, the course was lengthened from the period originally ordered but the detrimental effect on trg was still existent.

The object of the course was to teach:-

- (1) First aid.
- (2) Handling of battle cas.
- (3) Running a GAP.

The work was well learnt but a final examination indicated that students were faulty in the application of the knowledge gained.

This failing will be remedied as members get more practical experience at GAPS. Some students will be selected to fill existing vacancies in the WE for HE's.

(c) HE and Mortar

Plans are being prepared to conduct a special cadre to train res for Nos 2 and 3 pls.

5. TRNG AND DISCUSSIONS

The practice of having discussions by all ranks prior to, and after trng exercises continues to produce good results. At a meeting of all oftrs and pl sjts, Maj PITT and Lt HAMILTON explained pts of int and gen op interest from their visit to 7 Aust Inf Bde area. All were keen to learn of existing conditions and methods.

6. HAN MANAGEMENT

The standard generally is high but a careful watch is being kept to prevent any further lapses like the one indicated by the outbreak of dysentery reported last week.

7. LESSONS BROUGHT OUT

- (a) The necessity for mutual sp between all component parts constituting a coy def locality.
- (b) The necessity for personal liaison between comds of coys, pls, and secs, to obtain maximum mutual sp in a coy def locality.
- (c) The impracticability of one oftr performing concurrently the duties of comd and director of an exercise.
- (d) The absolute necessity for good fire control within the mortar pl.

8. RECOMMENDATIONS

- (a) As the holdings of mortar am, both SMOKE and HE, are far in excess of WE Entitlements, it is requested that a release of the following mortar bombs be made to give additional trng to the mortar pl.

	<u>Amount Held</u>	<u>Additional Amount Required</u>
HE	51	100
SMOKE	-	50

- (b) It is strongly recommended that additional instructional films be made available as often as possible.

100 Pts

Maj
Adm Comd 57/60 Aust Inf Bn

DISTRIBUTION

15 Aust Inf Bde (AIF)
CO
War Diary (2)
File

PREPARATION FOR FUTURE OPERATIONS

SOUTH BOUGAINVILLE

Ref Maps: MOTUPENA POINT and PURIATA RIVER 1 inch to 1 mile
AITARA
KARA
KAHILI
MT TAROKA
TOIMANAPU

1 OBJECT

- (a) To implement the Brigade Commander's policy of ensuring that the maximum amount of information concerning the area of future operations is made available to all ranks.
- (b) To give officers a basis upon which to work in their studies of maps, air photographs and other available information concerning the area.
- (c) To present a detailed picture of the topography of the area which can be studied, discussed and enlarged upon within the unit under the supervision of the Battalion Intelligence Officer.
- (d) To present all available knowledge on enemy strength, dispositions, intentions, resources and morale.

2 METHOD

- (a) A series of three lectures will be given, the first being an introductory lecture outlining the Brigade Commander's policy and giving the broad outline of topographical and enemy information. The second will deal with topography in detail and the third with enemy information in detail.
- (b) Unit Intelligence Officers have prepared sets of maps of the appropriate area. These will be used at all lectures and will be kept in a pool to be used by companies or groups who may be engaged in a study of the area.
- (c) For use in operations Brigade Intelligence Section is preparing a 4 inch to 1 mile series of dyeline maps. These will be built up from topographical reports and air photographs and will be used for patrolling and jungle navigation.
- (d) The sources of information being given are:-
- (i) I(a) 2 Aust Corps
 - (ii) I(t) 2 Aust Corps
 - (iii) AIB patrol reports
 - (iv) Interpretation of air photographs
 - (v) Interrogation of Prisoners of War
 - (vi) Captured maps and documents
 - (vii) Information Resume - SOUTH BOUGAINVILLE.

TOPOGRAPHICAL

3 TERRAIN

The area under study is skirted on the north by the foothills of the PRINCE ALBERT Range. Up to these hills the terrain comprises an extensive plain running from the PURIATA RIVER to the BUIN-KAHILI locality.

Numerous rivers intersect the level country flowing deviating courses with banks of variable height.

Extensive swamps lie back from the whole of the coastline extending almost to the main East-West road. South of the East-West road swamps render travel inland very difficult except on built tracks.

4 COASTLINE

- (a) The coastline between PURIATA River and MOISURU Bay consists almost throughout its entire length of a steeply shelving black sand beach 10 to 20 yards wide and rising to a 10 foot ridge which is usually lined with casuarinas. The only exception is between MOILA POINT and LITTLE SIWI. River where Japanese charts show a flat sandy beach 20 to 30 yards wide where it is stated that barge landings are easy.
- (b) There are few known anchorages along the coast, the only known ones being at DIO DIO where small schooners have anchored and opposite KANGU HILL where it is reported there is a good anchorage in 10 fathoms.
- (c) Reports concerning barge landing points along the south coast are very conflicting. However, landings can and have been effected at MAMAGATA, DIO DIO, TOKUAKA and east of MOILA Point. The south coast of the island is very exposed and liable to heavy swells and liable to heavy swells particularly during the South East season (May-Oct), however it is considered that barges could be used if necessary at almost any point on the coast particularly in the early mornings or evenings when the surf is lowest.
- (d) Allied minefields have been laid at the mouths of the HONGORAI, MOBIAI and MIVO rivers. A large Japanese minefield extends from the MIVO river to 3 miles east of the SILIBAI river.

5 RIVERS

(a) PURIATA

Has a swift current and is liable to floodings especially in the afternoons and becomes impassable for short periods.

At the mouth the river is about 22 yards wide and 6 feet deep with a sandbar which has a channel 40 feet wide and 4 feet deep. The river appears to be navigable for shallow draft vessels for a short distance.

At the main crossing at EAST-WEST road the river is 60 yards wide and approximately 2 feet deep. Forging is difficult as the bottom has some quicksand.

(b) HONGORAI

This river is 30 to 40 yards wide at the mouth where it is very swampy. It is sluggish, has low banks and can easily be forded at the crossing of EAST-WEST road.

(c) HARI

The mouth is 20 yards wide and very shallow, with an extensive swamp behind the river mouth. It is very sluggish and meandering, averaging 10 to 12 yards wide upstream with banks averaging 5 feet high.

(d) OGORATA

The mouth of this river is closed by a sandbar and there is no channel. There is a lagoon behind the mouth and a swamp extending up to 4 miles inland. The whole stream is very narrow and almost completely hidden by timber.

(e) MOBIAI

About 55 yards wide at the mouth with a sandbar that closes occasionally. Inland the stream is about 80 yards wide for 4 miles.

(f) MIVO

This is the largest river on the south coast with an average width of 20 to 30 yards. It is about 60 yards wide at the mouth with a sandbar. Natives use rafts on the lower reaches but cannot use canoes. It is very liable to flooding particularly in the afternoons, becoming impassible on occasions for up to 4 hours. The current is swift and banks are up to 20 feet high but the firm bottom enables fording of approaches are prepared. The main crossing is 80 yards wide and 3 feet deep.

(g) SILIBAI

The mouth is 70 yards wide with a sand bar 60 yards wide. The Japanese used a pontoon bridge 140 feet long at the main crossing but it is considered that the river would be fordable at this point.

6 ROADS AND TRACKS

(a) EAST-WEST ROAD

This is a formed road leading from MAWARAKA on the west coast to KAHILI-BUIN area. From BUIN to RUNAI the road is stated to be a serviceable motor transport road. West of RUNAI it is reported that the road surface is poor and in many cases consists of knee deep mud. Considerable maintenance would be required to keep the road in serviceable condition.

The river crossings are an important factor in the use of this road. East of the PURIATA all rivers would be fordable by 3 ton trucks but in some cases the rivers are up to 3 feet deep and could not be forded by jeeps. Pontoon bridges would be necessary at the majority of the river crossings if jeeps are to be used on this road.

(b) ALTERNATIVE EAST-WEST TRACK

There is an alternative track parallel to and 4 to 5 miles north of the EAST-WEST road. The exact location of this track is not at all clear from our one inch to one mile maps, but Japanese maps show that it definitely does exist and indicate that it is a well formed track probably suitable for motor transport. The course of the track is assumed to be MAKAPEKA-NIHERO-SINANAL-KAPARA-TAROPA-TUGIOGU-KARA DROME-KAHILI. Owing to the fact that the track passes through very tall rain forest it is difficult to detect it from air photographs.

The track runs on much higher ground than the EAST-WEST road but it has far more creek and river crossings.

(c) MANAGATA-TAITAI TRACK

This is a North-South track running inland from MANAGATA and striking the EAST-WEST road at 005377. The Japanese have used motor transport on this road and recent activity around the junction with EAST-WEST road has been the subject of air strikes. This road passes through very swampy country and would require much maintenance if used as a motor transport road.

(d) TOKUAKA TRACK

This is a similar track to the previous one except that the country is much more swampy and the track is less likely to be of use for motor transport.

(e) KANGU HILL TRACK

This runs inland from the western side of KANGU HILL. It is well defined on air photographs and Japanese maps show it as a motor transport road.

(f) MINOR TRACKS

There are several lateral tracks linking up EAST-WEST road with the higher track but these are not likely to be more than good footpads.

7 AIRFIELDS

KAHILI and KARA are the only airfields in the area and were built by the Japs. KAHILI has a coral surface runway and is reported to be still serviceable. KARA drome was originally built as a fighter strip and is now reported to be unserviceable.

A potential airfield site is reported to exist near PATUPATUAI. Construction materials are readily available near all sites.

8 DROPPING GROUNDS

Extensive garden areas exist around TAITAI and KARA and there are scattered gardens and clearings all along the EAST-WEST road. Frequent droppings to AIB patrols are made in this area and dropping grounds are not difficult to obtain particularly as the country is flat.

9 NATIVES

The Japanese occupation has forced the natives to abandon many villages and retire into the hills. It has been stated that as at 24 Oct 44 there were 7000 natives under Japanese domination in SOUTH BOUGAINVILLE. Of these it is considered that the number of adult males would be 2000 and owing to poor physical condition and shortage of food, about 700 only would be fit for hard work.

Native activity against the Japanese is increasing and is being organised by AIB patrols.

10 RESOURCES

Water is plentiful everywhere from the numerous streams but requires treatment before use.

Timber for building purposes is abundant and road surfacing materials may be found easily except in the swamp regions.

11 METEOROLOGICAL

(a) South east trade winds prevail from May to October and the North West Monsoon from December to March. Frequent short lived squalls are experienced and are not restricted to any specific time of the year.

(b) No accurate observations of tides have been made but it is reported that the range of tides in the area is from 2 to 3 feet. Reports also state that during the SE season there is usually low water during the day and in the NW season high water during the day.

(c) The maximum rainfall usually occurs in the period May to October, and rain usually falls in the late afternoon.

ENEMY

12 STRENGTHS AND DISPOSITIONS

(a) 13 Inf Regt

This Regt unit was originally located in the EMPRESS AUGUSTA BAY sector and has been involved in the operations from JABA river to the PURIATA river. Its HQ is now reported to be on EAST-WEST road between RUSEI and the MOBIAI ford. Its strength as at 25 Feb 43 is estimated as 435

total of which 150 are infantry troops, 235 artillery troops and 50 HQ troops. Allowing for sickness and other wastage it is estimated that the Regiment has a total effective combat strength of 290.

The Regiment appears to be now concentrating in the TAITAI-MONOITU-RUNAI area and along the general line of the HONGORAI river.

Natives report that additional troops are being brought to the MIBO river area from BUIN and NARGOVISSI (0572). This has not yet been confirmed.

(b) 23 Inf Regt

This Regiment is also located in the TAITAI-MONOITU-RUSEI area and has an estimated total strength of 1900 which includes 6 Fd Arty Regt and 6 Eng Regt.

Information on disposition and strengths of units is not very complete as our troops have not made contact with any unit of this Regiment. No PW or documents have been captured from it. The effective combat strength of the Regiment is estimated at 1650 such estimate being as at 27 Jan 45.

(c) HQ and Base Units

In the MUGUAI-MAIKA area is located the HQ of the 17 Japanese Army and HQ 6 Japanese Division. Other units in this locality are 1 Bn 13 Inf Regt, 6 Cav Regt, 4 Fd Hospital, 76 L of C Hospital and 4 South Seas Garrison Unit.

At BUIN there is an AA unit and a Naval Guard unit. There is also an AA unit at KARA. The total estimated strength in this area was estimated on 27 Jan 45 as 5100 of which 4270 are base troops. It is very probable that a considerable number of these base troops are being used in the garden areas in various parts of SOUTH BOUGAINVILLE. A prisoner recently captured by 25 Aust Inf Bn was the batman of an intendants officer. As there was no pay work to be done this officer was engaged in food distribution and supervision of gardens. The 1 Fd Hospital which recently withdrew from the MOSIGETTA area has not yet been located.

The total enemy strength for SOUTH BOUGAINVILLE is estimated as 7400 of which approximately 5000 would be effective.

13 PROBABLE ENEMY ACTION

Reports as to what action the enemy will take as our advance continues east indicate that the enemy is likely to attempt a stand in the TAITAI area. (Ref PW Interrogation Report-15 Aust Inf Bde Intelligence Summary 32 para 3 (d) (v)).

AIB patrol reports of recent date (see 15 Aust Inf Bde Intelligence Summary 43) give details of enemy concentrations and movements in the RUSEI-UNANAI areas. There is also the report previously mentioned that reinforcements are being moved up to the MIVO area. TAITAI is one of the largest Japanese garden areas and it seems logical that he will make an effort to hold that area.

14 ENEMY SUPPORTING ARMS

(a) Artillery

The following artillery is believed to be distributed in SOUTH BOUGAINVILLE:-

150 mm	Howitzer	4
14 cm	Type 3	2
105 mm	Field gun	2
75 mm	Mountain gun	17
75 mm	Regimental gun	10
47 mm	TkA gun	1
37 mm	TkA gun	6
81/90 mm	Mortars	7

These are positive identifications from captured maps and documents or from native sources and there are probably other guns not yet located.

PW reports indicate a general shortage of artillery ammunition in forward areas. During the action in the MAWARAKA-MOSICETTA area when enemy artillery was used 25 to 30 of the shells were duds. Some captured ammunition was suffering considerably from rust while other shells captured were practically untarnished.

AA defences are confined chiefly to the BUIN-KAHILI airfields and TONOLEI Harbour. There are approximately 125 guns in all most of which are dual purpose guns and can be used in ground defence and TkA roles.

(b) Engineers

All available evidence points to an exhaustion of most engineer stores and sappers are being used in labouring roles with hand-tools repairing roads, bridges and defences. Some sappers are being used as carriers and others have been converted to infantry.

(c) Signals

Enemy communications generally are poor, communication below Bn HQ being almost entirely by runner. Between Regiments and Divisional Headquarters communication is by WT and LF. There is telephone communication between forward units and 6 Div HQ at MUGUAL. Signals HQ was reported by a PW to be at BUIN where there was a large radio powered by a petrol driven generator capable of communicating with RABAU or TRUK.

(a) Medical

There are 3 field hospitals in SOUTH BOUGAINVILLE. Lightly wounded are not evacuated to hospitals but are treated in unit lines. There is an acute shortage of medical officers and a tendency to treat only those sick and wounded personnel who appear to have a good chance of recovery and becoming fit for front line service again.

Medical supplies are seriously deficient. Atobrin is in very short supply and no suppressive treatment for malaria is being enforced in units. Anaesthetics and disinfectants are very scarce and in many cases surgical treatment is very crude resulting in a high mortality rate from wounds.

A Japanese Medical Officer PW stated that the death rate from sickness is approximately 5 per cent per month of the total force.

Practically all PW complain of the lack of discipline and neglect of patients in hospitals.

(e) AFVs

To date the enemy has not employed AFVs on BOUGAINVILLE nor have any definite sightings been made. One PW stated that he had seen tankettes at BUIN and a missionary reported seeing 2 small tanks at NAKARU. Other PW have stated that there are no tanks on BOUGAINVILLE. However the presence of a small number of light tanks must be treated as a possibility.

15 ENEMY RESOURCES

(a) SAA

All available reports indicate that the enemy is ^{short} not of small arms ammunition. One PW stated that there is an ammunition dump at MUGUAI with ample reserves for operations. The percentage of faulty or deteriorated ammunition is practically nil. Grenades are reported to be in short supply owing to their extensive use for fishing.

(b) POL

No reliable estimate of the enemys POL holdings is available but there is evidence of considerable quantities of petrol in the BUIN area. A large petrol dump 250 x 600 metres has been reported by a PW to be in the KARA area. There is also evidence of a POL dump at RUNAI.

(c) Expendable Stores

For the last year the enemy has been existing on supplies for which there have been no replacements apart from very small quantities brought in by submarine. The food problem has been overcome by extensive gardening which has employment for the base troops who are not able to perform their normal functions. Strict economy has been observed in clothing, boots and blankets and the condition of the clothing and equipment of the Japanese dead on the LAWARAKA area indicate that the enemy is still able to provide sufficient equipment for troops sent forward from the BUIN area.

16 TRANSPORT

(a) Motor Transport

Statements regarding motor transport held by the enemy are most conflicting. It is known that vehicles have been used from BUIN to RUNAI where there is a motor park and workshop. A missionary recovered in Jan 45 stated that no motor transport is now being used in the TAITAI area, the vehicles having been greased and concealed in the jungle. Allied air activity and the bad state of roads considerably restrict the Japanese use of motor transport.

(b) Small Craft

There are still Navy barges available in the BUIN area and in TONOLEI Harbour. Air patrols continue to report evidence of barge activity at night along the south coast and from the SHORTLANDS to SOUTH BOUGAINVILLE. There have been numerous sightings of small boats, lakatois and canoes apparently used for fishing and limited coastal transport.

(c) Carriers and Animals

Information from PW and captured documents indicate that carriers have been the enemys only means of transport beyond road head at RUNAI. In Mar 44 17 Army had 2 carrier units with a total strength of about 2000 consisting of natives, Chinese, Koreans and Formosans. Casualties, sickness and desertions have considerably reduced the numbers since then. Extensive use of horses and mules was reported in the period Mar-Jul 44 but PW report that animals weakening were killed and eaten, so it is unlikely that many animals are still available for use.

17

REINFORCEMENTS

Enemy combat units are so disposed in SOUTH BOUGAINVILLE that in the event of an enemy landing at any point immediate reinforcements would be available within 24 hours.

Combat reinforcements for SOUTH BOUGAINVILLE could be drawn from KIETA and the SHORTLANDS totalling some 2000. Transport difficulties would probably cause considerable delays in the concentration of large numbers of reinforcements.

18

MORALE

Japanese morale generally received a severe set back as a result of their defeat by US Forces at TOROKINA in Nov 44, although the morale of 6 Div does not appear to have been lowered as much as the other units. This formation has very high traditions and extensive battle experience in CHINA and is reported to have a spirited and experienced commander with an efficient staff.

Japanese officers still display the aggressive spirit and enforce a rigid discipline. Deserters who are caught are promptly executed also any soldiers caught eating the flesh of natives.

Most Japanese seem reconciled to the fact that they must die eventually and their aim is to die fighting exacting as heavy a toll as possible. The small number of deserters is considered to be due to the example set by the officers, the strict discipline enforced and the religious fanaticism which is kept alive by frequent recitations and jublations as laid down by His Imperial Majesty, and His Excellency the Divisional Commander.

GENERAL

19

ALLIED AIR ACTIVITY

RNZAF Corsairs assisted by medium bombers from GREEN ISLAND are carrying out a softening up process in SOUTH BOUGAINVILLE. At present Japanese troop movements and concentrations in the TAITAI-MONOITU area are receiving attention. Regular strikes are made against HQ areas and dumps in the MUGUAL-MAIKA area. Constant patrols are on the watch for any movement of vehicles or small craft.

20

AIR PATROLS

These are now operating extensively in SOUTH BOUGAINVILLE and native resistance is much more organised and effective than previously. These patrols provide reliable information of Japanese movements and locate dumps and other concentrations which are suitable targets for air strikes. Recently they have succeeded in inducing many of the natives who are working in Japanese gardens to desert. Native bands have been organised to harass the Japanese L of C and cut communications.

21 CONCLUSION

In order that the information contained in this summary may be of value it will be necessary for all officers to keep the information up to date. Later information will be supplied to Battalion Intelligence Officers as it comes to hand and will be published in the daily Intelligence Summaries. Ensure that this information is passed on so that units may be prepared in every way for operations they will be called upon to undertake.

.
- - - - -

f Map: TOROKINA 1 in to 1 ml

57/60 AUST INF BN SYLLABUS OF TRAINING

X2D

PERIOD 5 - 10 MAR 45

Company Training - 2nd Week

Serial	Date	Sub unit	Training	References	Location	Duration	Remarks	
1	5 Mar	All coys	(a) Bn parade	-	Bn parade ground	0815-	To include stoppages and immediate action on LMG Lecture with aid of maps to cover probable area of future ops, with regard to topographical infm, enemy strcs, disposns, eqpt, etc.	
			(b) Weapon trg - adv handling of automatic weapons	-	Coy areas	0930 hrs		
			(c) Lecture on SOUTH BOUGAINVILLE	2 Aust Corps Summary	Coy areas	0945- 1030 hrs 1040- 1120 hrs		
		(d) Bayonet trg	-	Coy areas	1130-			
		A B C Coys	(e) Coy and pl drill	MTP 18	Coy areas	1200 hrs 1330- 1410 hrs		Smartening up in rifle exercises, marching and drill. Portion of period to be allotted to CSM for drilling of coy.
			(f) Reserved	-	Coy areas	1420-		
		A B C Coys	(g) Mass PT and games	-	Coy areas	1500 hrs 1510- 1600 hrs		At coy comds' discretion. To cover period missed during previous trg. Organised sport for last half hr. To consist of organised pl competitions in which all personnel take part.
			(h) Night - preparations for move to LOAT area. Man management	-	-	-		
			D Coy	(i) Move to LOAT area	-	Trg area E		
6 Mar	A B C Coys	(a) Move to LOAT area and set up bivouac area. Area to be tactically laid out as def locality	-	Trg area E	0500- 0900 hrs	Preparation for coy fd firing exercise serial 2 (c) Coy areas as follows:- HQ Coy 669943 A Coy 692944 B Coy 696936 C Coy 675943 D Coy (at conclusion of fd firing exercise) 686945		

Serial	Date	Sub unit	Training	References	Location	Duration	Remarks
		D Coy	(b) Coy fd firing exercise with tks mortars and MMG's Object -- to test each rifle coy in turn in all phases of battle and in particular the following pts:- (i) co-operation with tks and inf sp weapons (ii) battle procedure and drill (iii) making of a plan and issue of orders by all comds (iv) patrolling to locate enemy disposns (v) occupation of a hasty def locality and preparation of fire plan (vi) est of L of C - arrangements for sup and evac	Jungle warfare Tactical Directives 2 3 4 5 6 Adm Directive 5 IT Part viii Secs 21, 22, 23, 25, 26, 31, 32, 34. FSR Vol ii Secs 31, 33, 37, 41, 43, 51, 55, 56, 57, 59, 62, 73.	Trg area E - track from 712932 to 682927	0600L 6 Mar to 1200L 7 Mar	Exercise prepared by BnHQ
		A Coy	(c) Pl in the adv and encounter attack. Object - to exercise each rifle pl in the adv and encounter attack with special reference to:- (i) fms and protection on the move (ii) intercomm - passing back infm - fd and hand sigs (iii) battle drill on contact FIX - FEEL - FIGHT (iv) issue of orders by pl and sec comds	IT 37 Secs 58, 59, 62, 67 IT Part viii Secs 25, 26, 29, 31, 32 MTP 23 Part xx Supplement Sec 14 paras 25-31 Appx 'C' and 'D' Jungle warfare Tactical Directive No 5 para 4	Coy areas	0915- 1215 hrs	Three exercises to be prepared on different pieces of ground to enable each pl to be exercised at the same time Responsibility for preparation as follows:- 1 On track from 694940 to 714947 - Lt F J WATT 2 On track running NORTH from A Coy bivouac area - Lt W H SCOTT 3 On track leading NORTH from D Coy bivouac area - Lt N W GOODE Exercises to be prepared to bring out necessity for sec and pl comds to be constantly appreciating ground in front to recognise likely enemy ambush posns.

Serial	Date	Sub unit	Training	References	Location	Duration	Remarks
		B Coy	(d) Coy in def Object - to exercise each rifle coy in rapid occupation of a def locality and to develop an automatic drill for occupation. Particular ref to the following pts:- (i) prior recce by comds (ii) issue of verbal orders (iii) priority of tasks (iv) adoption of temporary fire plan and subsequent co-ordination (v) preparation of range cards (vi) layout of HQ (vii) use and recording of booby traps	Jungle warfare Tactical Directive No 6 IT Part viii Chap 5 Secs 167-173 SAT Vol 1 Pam 2 Lesson 5 MTP 23 Part XX Supplement Sec 14 para 32 3 Aust Div GS memo 16	To be notified in message from BnHQ	0915-1215 hrs	Exercise will be carried out on receipt of op instr from BnHQ, which will depict tactical picture and indicate area in which def locality is to be est.
		C Coy	(e) Jungle range practice with rifle OSMG and LMG	-	Jungle range 674940	0915-1215 hrs	Practices to be fired from the hip at opportunity targets. Arrange as sec competition with rifle, LMG and OSMG. Advise BnHQ of winning sec. Allotment of amm - 5 rounds per rifleman 20 rounds per OSMG 20 rounds per LMG
		A Coy	(f) Jungle range practice as for serial 2(c)	-	Jungle range	afternoon	as for serial 2 (e)
		B Coy	(g) Pl patrol exercise Object - to exercise each pl as a fighting - recce patrol involving mov through jungle where tracks do not exist	Jungle warfare Tactical Directives Nos 3 & 4 15 Aust Inf Bde Trg Instr 8 15 Aust Inf Bde and	Area NORTH of HILL 65 Rd	afternoon	IO to prepare 3 patrol briefs involving cross country mov, air photos to be used. Patrol task to be set so as to involve est of pl base from which 2 and 3 man recce patrols operate. Patrol report and sketch to be submitted to IO for

Serial	Date	Sub unit	Training	References	Location	Duration	Remarks
		C Coy	(h) Coy in encircling attack Object - to practice each rifle coy in the attack from a flank with ref to:- (i) maint of control by contact (ii) methods of intercomm - use of light sigs (iii) issue of orders down to sec comds (iv) navigation - org of pacers and compass (v) setting of ambush on enemy withdrawal route.	57/60 Aust Inf Bn Reports on Ops Jungle warfare Directives Nos 4 and 5 IT Part <u>viii</u> Sec 65 FSR Vol <u>ii</u> Secs 56, 57	Track leading NORTH from 697941	afternoon	checking at conclusion of exercise. Mov of patrol to be confined to area NORTH of HILL 65 Rd Exercise to be prepared by Capt W A ROSS and carried out in turn by each coy. Exercise to be so arranged that encirclement involves mov through thick jungle with poor visibility
3	7 Mar	A Coy	(a) Coy in adv along MT road Object - to exercise each coy as adv gd to a bn moving along a wide formed rd. Following pts to be brought out:- (i) mov on wide front with coy acting as screen (ii) intercomm and rapid passing back of infm (iii) battle drill on contact (iv) march discipline and control	IT 37 Secs 58, 59 and 62 FSR Vol <u>ii</u> Chap <u>v</u> Secs 4, 43	HILL 65 Rd as axis of adv	morning	Exercise to be prepared by Lt R S JACKSON. One sec MMG's two dets mortar one sec 2 pr Tk/A guns and det of sigs to be attached to each coy for exercise. 2 jeeps and trailers will be allotted to coy.
		B Coy	(b) Jungle range practice as for serial 2 (e)	-	Jungle range	morning	as for serial 2 (e)
		C Coy	(c) Pl in adv and encounter attack as for serial 2 (c)	as for serial 2(c)	Coy areas	morning	as for serial 2 (c)
		D Coy	(d) Coy fd firing exercise - serial 2 (b) continuation	-	-	-	-
		A Coy	(e) Reserved - phases of sec and pl trg missed during previous trg periods	-	Coy areas	1330-1500 hrs	At coy comds discretion areas of trg to be selected to avoid interference with set exercise

Serial	Date	Sub unit	Training	References	Location	Duration	Remarks
							being carried out by other coys
		B Coy	(f) Preparation and mov to SP for coy fd firing exercise	-	-	1500-1600 hrs	
		C Coy	(g) Pl in adv and encounter attack as for serial 2 (c)	As for serial 2(c)	Coy areas	afternoon	as for serial 2(c)
		B & C Coys	(h) Reserved - as for serial 3(e)	-	Coy area	afternoon	as for serial 3(e)
			(i) Night trg - two sided inter coy exercises - pl versus pl - fighting patrols	Jungle warfare Directive No 3	Coy areas	2½ hrs	Continuation of night exercise carried out during previous week. Pls check roles. Coy comds to mutually arrange.
4	8 Mar	A Coy	(a) Coy fd firing exercise as for serial 2(b)	as for serial 2(b)	as for serial 2(b)	0600L 8 Mar to 1200L 9 Mar	as for serial 2(b) Coy returns to camp on completion of exercise.
		B Coy	(b) Reserved - as for serial 3(e)	-	Coy area	morning	as for serial 3(e)
		C Coy	(c) Coy in adv along MT rd as for serial 3(a)	as for serial 3(a)	HILL 65 Rd	morning	as for serial 3(a)
		D Coy	(d) Reserved - as for serial 3(e)	-	Coy area	morning	as for serial 3(e)
		B Coy	(e) Coy in adv along MT rd as for serial 3(a)	as for serial 3(a)	HILL 65 rd	afternoon	as for serial 3(a)
		C Coy	(f) Pl patrol exercise as for serial 2(g)	as for serial 2(g)	area NORTH of HILL 65 Rd	afternoon	as for serial 2(g)
		D Coy	(g) Pl in adv and encounter attack	as for serial 2(c)	Coy area	afternoon	as for serial 2(c)
5	9 Mar	A Coy	(a) Coy fd firing exercise - serial 2(b) - continuation	-	-	-	-
		B Coy	(b) Coy in encircling attack as for serial 2(h)	as for serial 2(h)	Track leading NORTH from 697941	morning	as for serial 2(h)
		C Coy	(c) Coy in def as for serial 2(d)	as for serial 2(d)	To be notified	morning	as for serial 2(d)
		D Coy	(d) Jungle range practice as for serial 2(e)	-	Jungle range	morning	as for serial 2(e)

Serial	Date	Sub unit	Training	References	Location	Duration	Remarks
		B C D Coys	(e) Break bivouac - return to camp carrying out exercise in coy as adv d to a bn	-	-	afternoon	Commence mov at 1300 hr
6	10 Mar	All Coys	(a) Kit inspection, skin inspection by RMO, issues, adm (b) Bde swimming carnival	-	Bde swimming pool	morning afternoon	
7	11 Mar	All Coys	CHURCH PARADE - MAKE AND MEND	-	-	-	

GD All offrs and pl sjts

"Man Management" - What Price Leadership

[Signature]
 Capt
 Adjt 57/60 Aust Inf Bn

DISTRIBUTION

- 1 Coy
 - 3 Coy
 - 1 Coy
 - 1 Coy
 - 1 Coy
 - 5 Aust Inf Bde (AIF)
 - 0
 - IC
- Adjt
 - QM
 - IO
 - RMO
 - Padre
 - War Diary (2)
 - File (2)

War Diary

RESTRICTED

The information contained in this document is not to be communicated either directly or indirectly to the Press or to any person NOT holding an official position in His Majesty's Service.

HQ 57/60 Aust Inf Bn
9 MAR 45

ROUTINE ORDERS - PART 1

BY

Serial No 5

LT-COL R R MARSTON

COMMANDING

57/60 AUST INF BN

Nos 41 - 45

"A"

41. CAMP MAINTENANCE

In some cases proper care is not being taken to keep camp area in first class order. It has been noticed that screens around buildings, latrines etc are beginning to sag, rails have fallen off fences and have not been replaced, nets erected for sporting purposes are untidy, and falling tree branches are not cleared away. Coys will ensure that having constructed good areas, proper camp maintenance is carried out to keep areas in first class standard.

42. SECURITY OF MT

Provost personnel will impound all Aust jeeps found unattended, and release will only be obtained by order of CO.

43. SPEED LIMITS

Notice of limits of speed will be displayed prominently on the dashboard of all vehicles; these speeds will be further reduced to comply with local orders as may be required in the interests of safety and the preservation of roads. Drivers will not change down to a lower gear while still at a comparatively high speed.

44. WHEEL CHAINS

The use of wheel chains on dry roads is forbidden. Wheel chains will be used only when conditions so require, and when not in use will be carried only in lockers or other suitable containers and not on front bumper bar.

45. CHURCH SERVICES

Until further notice Church Services as follows :-

Protestant Church Parade	-	0830L
(march on Bn Sports Ground -	0825L)	
Communion Service	-	1800L
RC Parade - 24 Aust Inf Bn	-	0815L
(Parade 57/60 Aust Inf Bn		
Car Park - 0805L)		

R. R. Marston Capt
Adjt 57/60 Aust Inf Bn

NOTICES

FOOTBALL LADDER AS AT 2 MAR 45

TEAM	PLAYED	WON	LOST	POINTS
58/59 Aust Inf Bn	4	4	--	16
24 Aust Inf Bn	4	4	--	16
53 Aust Tpt Pl	3	2	1	8
HQ 15 Aust Inf Bde	4	2	2	8
57/60 Aust Inf Bn	3	--	3	--
15 Aust Fd Amb	4	--	4	--

SOFTBALL LADDER AS AT 2 MAR 45

TEAM	PLAYED	WON	LOST	RUNS FOR	RUNS AGAINST	POINTS
53 Aust Tpt Pl	3	3	--	52	6	12
3 Aust Sup Dep Pl	3	3	--	45	10	12
HQ 15 Aust Inf Bde	4	3	1	41	17	12
24 Aust Inf Bn	4	3	1	32	36	12
57/60 Aust Inf Bn	4	3	1	33	28	12
15 Aust Fd Amb	4	2	2	52	47	8
4 Aust Sup Dep Pl	4	2	2	34	32	8
58/59 Aust Inf Bn	4	1	3	17	46	4
15 Aust Inf Bde Sig Sec	4	--	4	22	41	--

WARR 21004

57/60 AUST INF BN SYLLABUS OF TRAINING

Ref Map: TOROKINA 1 in to 1 ml

Company Training 3rd Week

PERIOD 12 - 17 MAR 45

To be read in conjunction with Syllabus of Training Week 5-10 Mar 45

Serial	Date	Sub unit	Training	References	Location	Duration	Remarks
1	12 Mar	All Coys	(a) Bn parade	-	Bn parade ground	0815- 0930 hrs	
			(b) Lecture on current ops, covering all fronts	-	Coy areas	0945- 1030 hrs	Lecture by coy cmd with aid of maps
			(c) Weapon trg	-	Coy areas	1040- 1120 hrs	Subjects at discretion of coy comds.
		A C D Coys B Coy	(d) Bayonet trg	-	Coy areas	1130- 1200 hrs	
			(e) Lecture on "First Aid in the Fd"	-	Coy mess hut	1130- 1200 hrs	Lecture by RMO
		A C D Coys	(f) Move to LOAT area	-	Trg area E	after- noon	Preparation for coy fd firing exercise serial 2(a)
			(g) Lecture on "First Aid in the Fd" - res period to be employed at coy cmd's discretion - PT and games	-	Coy areas	after- noon	Lectures by RMO at following times:- A Coy 1330 hrs D Coy 1415 hrs C Coy 1515 hrs
			(h) Night - preparations for move to LOAT area. Man management	-	-	-	-
2	13 Mar	A C D Coys	(a) Move to LOAT area and set up bivouac. Area to be tactically laid out as def locality	-	Trg area E	0500- 0900 hrs	Areas as follows:- HQ Coy 669943 A Coy 675943 B Coy 690945 C Coy 684945 D Coy 696936 BnHQ area to be selected
		B Coy	(b) Coy fd firing exercise with tks mortars and MMG's - as for serial 2(b) of previous weeks trg syllabus	As for serial 2(b) previous weeks syllabus	Trg area E - track from 712932 to 682927	0600L 13 Mar to 1200L 14 Mar morning	Exercise prepared and directed by BnHQ
		A C D Coys	(c) Reserved - phases of pl trg missed during previous trg periods	-	Coy areas		At coy cmd's discretion Areas of trg to be selected to avoid interference with set exercise.

Serial	Date	Sub unit	Training	References	Location	Duration	Remarks
		A Coy	<p>(d) Coy as fighting patrol against series of pillboxes and enemy outposts Object - to exercise each rifle coy in rapid clearing of enemy outpost posns so as to cause minimum delay to the adv and to teach the following lessons:-</p> <p>(i) The minimum number of tps, consistent with successful accomplishment of the task in hand, should be employed by sub unit comds.</p> <p>(ii) Deployment of a force should not take place immediately enemy opposition is encountered. Rear pls should continue to move fwd and place themselves in a posn where they can be most easily commanded and controlled by the coy cmd.</p> <p>(iii) It will sometimes be possible to by-pass isolated pockets of enemy resistance and so maintain the momentum of the adv, at the same time destroying the enemy pockets by employing rear sub-units</p>	<p>Jungle warfare Directives 3 and 5. 15 Aust Inf Bde and 57/60 Aust Inf Bn Reports on Ops</p>	<p>Track leading NORTH from C coy area 684945</p>	<p>afternoon</p>	<p>Exercise prepared by Lt W H SCOTT. Skeleton enemy to be employed, using blank amm, and occupying series of 3 man outpost posns. NB. Int summaries on ops carried out on BOUGAINVILLE have indicated that coys have been held up on numerous occasions for long periods by 3 or 4 enemy tps in an isolated locality. Often when attacks have been put in, the whole coy has been employed in the attack. The purpose of this exercise is to train coys to act swiftly and boldly in destroying minor opposition, at the same time using only sufficient tps to accomplish the task and keeping the remainder of the force in res.</p>
		C Coy	<p>(e) Jungle range practice with rifle OSMG and LMG</p>	-	<p>Jungle range 674940</p>	<p>afternoon</p>	<p>Practices fired from the hip at fleeting targets. Continuation of sec competition commenced in previous week. Allotment of amm -- 5 rounds per rifleman 20 rounds per OSMG 20 rounds per LMG</p>

Serial	Date	Sub unit	Training	References	Location	Duration	Remarks
		D Coy	(f) Coy in adv along MT road Object - to exercise each coy as adv gd to a bn moving along a wide formed rd	IT Secs 58 59 and 62 FSR Vol <u>ii</u> Chap <u>v</u> Secs 41,43.	HILL 65 Rd as axis of adv	afternoon	Exercise prepared for previous week's trg by Lt R S JACKSON. One sec MMG's two dets mortars, and det of sigs to be att for duration of exercise. 2 jeeps and trailers will be allotted.
		A C D Coys	(g) Night trg - coy mov by night. Night navigation, control, intercomm, march discipline at night	FSR Vol <u>ii</u> Chap <u>viii</u> Sec 78	Tracks leading NORTH from HILL 65 Rd	2½ hrs	-
3	14 Mar	A Coy	(a) Coy in def Object - to exercise each rifle coy in occupation of a def locality and to develop an automatic drill for occupation. as for serial 2(d) of previous weeks trg syllabus	as for serial 2(b) of previous week's syllabus	To be notified in msg from BnHQ	morning	Exercise will be carried out on receipt of op instr from BnHQ which will depict tactical picture and indicate area in which def locality is to be est.
		B Coy	(b) Continuation of coy rd firing exercise - serial 2(b)	-	-	All day	-
		C Coy	(c) Coy as fighting patrol - as for serial 2(d)	as for serial 2(d)	Track NORTH from C Coy area 684945	morning	as for serial 2(d)
		D Coy	(d) Pl patrol exercise Object - to exercise each pl as a fighting - recce patrol involving mov through jungle where tracks do not exist	Jungle warfare Directives 3 and 4 15 Aust Inf Bde Trg Instr 8 15 Bde and 57/60 Bn Reports on ops	Area NORTH of HILL 65 Rd	morning	Patrol briefs prepared by IO for serial 2(g) of previous week's trg syllabus to be used. Patrol reports and sketches to be submitted to BnHQ for checking by IO

Serial	Date	Sub unit	Training	References	Location	Duration	Remarks
		A Coy	(e) Coy in encircling attack Object - to practice each rifle coy in the attack from a flank as for serial 2(h) of previous week's trg syllabus	Jungle warfare Directives 4 and 5 IT Part <u>viii</u> Sec 65 FSR Vol <u>ii</u> Secs 56, 57.	Track leading NORTH from 697941	afternoon	Exercise prepared for serial 2(h) of previous week's trg syllabus by Capt W A ROSS
		C Coy	(f) Inter-coy pl ambush exercise Object - to practice pls by means of two sided exercises in (i) Setting and siting of an ambush - siting of weapons, control, intercomm, track cutting in locality, action when ambush breached (ii) Action of pl encountering enemy ambush posn - control by sec and pl comds - covering fire from secs not involved in ambush. (g) Preparation for coy fd firing exercise	ATM 28 Sec 7 Jungle warfare Directive No 7 MTP <u>23</u> Part <u>xx</u> Sec <u>viii</u> Para 16 and 17 ATM 32 Sec 2	Track leading NORTH from B Coy area 690945	afternoon	Exercise to be prepared by Lt N W GOODE, involving the practising of each pl in phases (i) and (ii).
		D Coy	(h) Jungle range practice as for serial 2(e)	-	Jungle range 674940	afternoon	as for serial 2(e)
4	15 Mar	A Coy	(a) Pl patrol exercise as for serial 3(d)	as for serial 3(d)	as for serial 3(d)	morning	as for serial 3(d)
		B Coy	(b) Reserved period as for serial 2(c)	-	Coy areas	morning	as for serial 2(c)
		C Coy	(c) Coy fd firing exercise as for serial 2(b)	as for serial 2(b)	as for serial 2(b)	0600L 15 Mar to 1200L 16 Mar	as for serial 2(b)
		D Coy	(d) Coy in encircling attack as for serial 3(e)	as for serial 3(e)	as for serial 3(e)	morning	as for serial 3(e)

Serial	Date	Sub unit	Training	References	Location	Duration	Remarks
4	15 Mar	A Coy	(e) Jungle range practice as for serial 2(c)	-	Jungle range 67490	afternoon	as for serial 2(e)
		B Coy	(f) Coy as fighting patrol as for serial 2(d)	as for serial 2(d)	as for serial 2(d)	afternoon	as for serial 2(d)
		D Coy	(g) Coy in def. as for serial 3(a)	as for serial 3(a)	as for serial 3(a)	afternoon	as for serial 3(a)
5	16 Mar	A Coy	(a) Intra-coy pl ambush exercise as for serial 3(f)	as for serial 3(f)	as for serial 3(f)	morning	as for serial 3(f)
		B Coy	(b) Jungle range practice as for serial 2(e)	-	Jungle range 674940	morning	as for serial 2(e)
		C Coy	(c) Continuation of coy fd firing exercise - serial 2(b)	-	-	all day	Return direc to camp on completion of exercise.
		D Coy	(d) Coy as fighting patrol as for serial 2(d)	as for serial 2(d)	as for serial 2(d)	morning	as for serial 2(d)
		A B D coys	(e) Break bivouac - return to camp as coy as adv gd to bn	-	-	afternoon	Commence move at 1300 hrs
6	17 Mar	All coys	(a) Kit inspection, skin inspection by RMO, issues, adm	-	coy areas	morning	
			(b) Inter-coy organised sport	-	-	afternoon	
7	18 Mar	All coys	Church Parade - make and mend	-	-	-	

Lecture for all Offrs and Pl Sjts - subject to be notified

Quinn Capt
Adjnt 57/60 Aust Inf Bn

DISTRIBUTION

A Coy	15 Aust Inf Bde (AIF)	IO
B Coy	CO	RMO
C Coy	2IC	Padre
D Coy	Adjnt	War Diary (2)
HQ Coy	QM	File (2)

RESTRICTED

The information contained in this document is not to be communicated either directly or indirectly to the Press or to any person NOT holding an official position in His Majesty's Service.

HQ 57/60 Aust Inf Bn
16 Mar 45

ROUTINE ORDERS - PART 1

BY

Serial No 6

MAJ D D PITT

ADM COMD

57/60 AUST INF BN

Nos 46-52

"G"

46. BATTLE SIGNS

In order to preserve battle signs coys will ensure that signs are collected from training areas after the completion of exercises and are packed so as to prevent disfigurement in transit. Any signs lost will be immediately replaced.

"AQ"

47. PASSENGERS IN JEEPS

Permission is given by 2 Aust Corps RO A80 for trucks $\frac{1}{4}$ ton to carry five personnel including the driver.

For units of 15 Aust Inf Bde this order will be construed as if it contained the proviso that five persons including the driver will only be carried on made roads and when no stores or equipment are carried.

48. PASSENGERS IN TRAILERS

The practice of carrying personnel in trailers is considered dangerous. Personnel will not ride or be permitted to ride in trailers except when operationally necessary.

49. THEFTS OF BUILDING MATERIAL

Thefts by Australian personnel of building material from US Naval Installations have been reported. Severe disciplinary action will be taken against all personnel who trespass on US Armed Forces territory or on any other unit area.

50. SOCKS WOOLLEN

Stocks of socks woollen are becoming exhausted and enquiries reveal that supplies on the mainland are restricted. All ranks will ensure that proper care is taken of socks and the washing thereof, and that replacements are only made on US articles.

51. CHURCH SERVICES

Sunday 18 Mar 45 Holy Communion at Battalion Chapel - 0700 hrs
 Protestant Church Parade - 0810 hrs
 (march on Battalion Sports Ground 0825 hrs)
 RC Parade - 24 Aust Inf Bn - 0815 hrs
 (parade 57/60 Aust Inf Bn Car Park 0805 hrs)

52. THIRD VICTORY LOAN

The Third Victory Loan of £100,000,000 cash will open for subscription on 13 March 1945 and close not later than 27th April 1945.

Arrangements have been made for paymasters to accept applications for Commonwealth Government Inscribed Stock or Treasury Bonds from members of the AIF who desire to invest their savings in the loan.

Particulars of Loan -

- (a) Loan applications may be made for an amount of £10 or a multiple of £10.
- (b) Treasury Bonds are payable to bearer and are issued at par for £10, £50, £100, £500 and £1,000.
- (c) Inscribed Stock may be purchased at par for amounts of £100 or multiples of £10 above £100.
- (d) Interest is payable at 2½% per annum if invested for five years and at 3½% per annum if invested for sixteen years, and will be credited half-yearly to a member's savings bank account or current account, if desired.
- (e) Interest will be subject to Commonwealth taxation but not to any income tax under the law of a State. During the period of uniform taxation, a rebate of 2/- in the pound on interest will be allowed to cover freedom from State taxation.
- (f) Any bank nominated by a member will, if requested, hold the bonds in safe custody.

Procedure for lodging applications -

- (a) Application forms will be available from paymasters and unit pay representatives and are required to be completed in duplicate. An applicant's signature will be witnessed by an officer.
- (b) Sufficient credit must be available in the member's pay book to cover the amount he or she desires to invest in the loan. The amount subscribed will be debited in the pay book.
- (c) Cash may be accepted in payment of a loan subscription, in which case the amount tendered will be entered in the pay book to establish the necessary credit and a pay sergeant's or cash office receipt issued and pasted in the pay book.
- (d) Deposits on account of loan subscriptions will not be accepted. Where members desire to subscribe by instalments, the procedure set out in GPO F 303/1944 will be observed. Supplies of "Bank Advice of Service Allotment" forms will be available from paymasters.
- (e) The Commonwealth Bank will forward to a member an interim receipt for the amount subscribed.

General -

Both Treasury Bonds and Inscribed Stock are readily realisable and may be sold at any time. Any bank will arrange this for a member if desired.

[Signature]
 Adjt 57/60 Aust Inf Bn

NOTICES

Comforts

The ACF has purchased and is making available for general issue to units in 2 Aust Corps Area limited supplies of ice cream. Although issues will be made through ASC channels it will be recognized that the issue is not a ration but a gift from the ACF.

Acknowledgements

From Battalion Welfare Association : Seventeen 35 mm strip films covering various countries
and From Preston Tramways Workshops : Twenty four new books for the Battalion library.

Missing Books

The Padre is anxious to locate the following books:-

No 124 Scrap Book by Hubbard
No 165 Back to Bool Bool by Brent
No 82 Mr Finchley discovers his England

These books are NOT marked out but are known to be in this camp area.

PROTECTIVE MEASURES : GLOUCESTER SPORTS GROUND

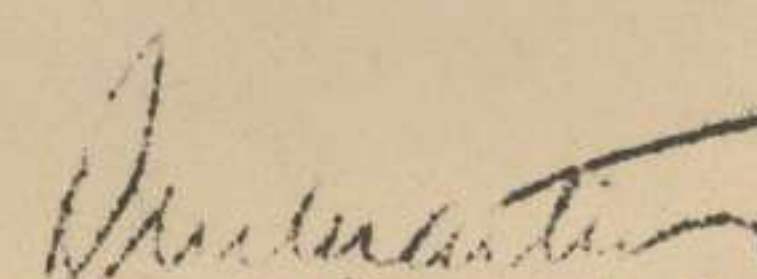
1.0.
11/16/3
File

HQ 57/60 Aust Inf Bn

192/45

16 Mar 45

1. In order to provide protection for Sports Meetings, football matches etc from enemy raiding parties, the following measures will be implemented immediately:-
 - (a) 15 Pl, "C" Coy will prepare def posns as indicated on sketch issued to C Coy and will occupy these posns on advice from this HQ.
 - (b) Def will be conducted by a series of two man posts with roving patrols operating between and beyond these posts.
 - (c) Pl will consist of one Offr and 25 ORs, armed with three IMG's, six OSMG's and sixteen rifles. Normal scale amn will be carried.
 - (d) In the event of enemy tps being sighted, immediate action will be taken to advise the Senior Offr present at the ground and to destroy the enemy by offensive action.
2. Spectators attending sporting fixtures will carry personal weapons.

 Capt
Adjt 57/60 Aust Inf Bn

DISTRIBUTION.

A Coy
B Coy
C Coy
D Coy
HQ Coy
15 Aust Inf Bde (AIF)
CO
2IC
Adjt
IO
War Diary (2)
File

PROTECTIVE MEASURES FOR CONCENTRATIONS OF TROOPS

Wan
Dean

HQ 57/60 Aust Inf Bn

16 Nov 45

All Coyd

- In view of the recent information received regarding the possibility of Jap suicidal raiding parties attempting to enter TOROKINA perimeter, protective responsibilities have been allocated within 15 Aust Inf Bde as follows :

Serial	Location	Unit	Details of Protective Duty
(a)	VICTORIA PARK	58/59 Bn	Protective perimeter around theatre area before, during and after entertainments.
(b)	GLOUCESTER PARK	57/60 Bn	Ditto for sports meetings, positions to be occupied on order from HQ 15 Aust Inf Bde.
(c)	BDE SWIMMING POOL	24 Bn	Ditto for swimming carnivals.
(d)	RD from HQ 57/60 Bn to Junc AMERICAAL and FIDDLERON RDS	57/60 Bn	To provide protection for the moving to and from VICTORIA PARK on picture nights, etc.
(e)	RD from HQ 24 Bn to HQ 57/60 Bn	24 Bn	Ditto

- Protective duty for Serials ~~1(b) and 1(c)~~ 1(d) above will be provided by the duty coy. An officer will be made responsible for the planning and conduct of these patrols. Officers detailed for these duties will report to the Adjt by 2600 hrs on the day duty is to be undertaken and receive all instructions regarding that duty.
- Coy comds will ensure all ranks that the patrols enumerated in Para 1 are in existence and that, as they are being provided for their protection, they should do nothing to interfere with the performance of their duties.
- Arms will not be carried at any function where duties are provided.
- Great care must be taken by all ranks to prevent misunderstandin with members of protective patrols, with possible unfortunate results. Particular care must be taken when challenged - a person who does anything other than halt, remain perfectly still and give the password takes his life in his own hands. Coy comds will ensure that all ranks are conversant with this procedure.

Dumarton
 Capt
 Adjts 57/60 Aust Inf Bn







COY. FIELD FIRING EXERCISE

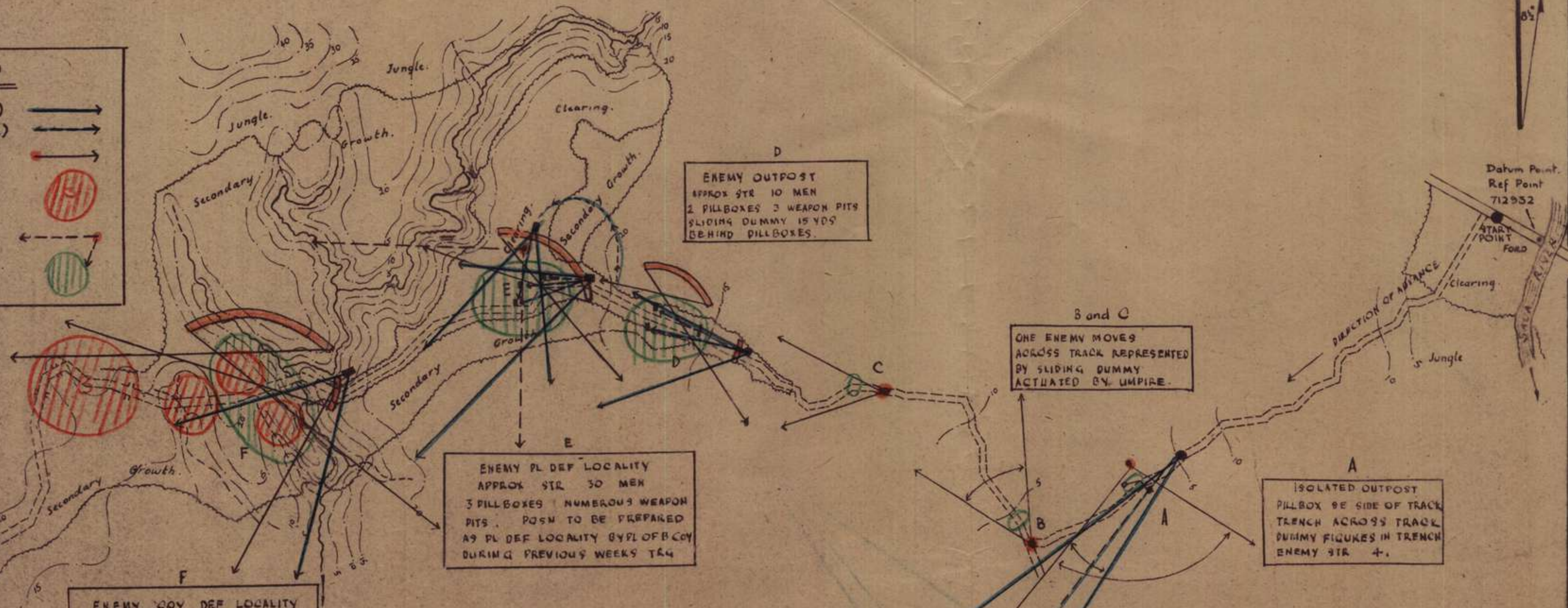
REF MAP TOROKINA 1 IN TO 1 MILE.

REF POINTS 712932, 682927.

RF 1/3600

LEGEND

- ARC OF TK FIRE (Beta) 
- LINE OF TK (1 (2 PR)) 
- ARC OF FIRE - INF WEAPONS (Rife-LMG-OSMG) 
- 3 IN MORTAR TASKS 
- ARC OF FIRE - DE FIRE TASKS TO BE FIRED DURING NIGHT 
- ENEMY LOCALITIES 



D
 ENEMY OUTPOST
 APPROX STR 10 MEN
 2 PILLBOXES 3 WEAPON PITS
 SLIDING DUMMY 15 YDS
 BEHIND PILLBOXES.

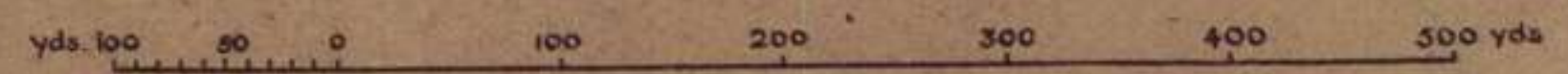
E
 ENEMY PL DEF LOCALITY
 APPROX STR 30 MEN
 3 PILLBOXES NUMEROUS WEAPON
 PITS POSN TO BE PREPARED
 AS PL DEF LOCALITY BY PL OF B COY
 DURING PREVIOUS WEEKS TRG.

F
 ENEMY COY DEF LOCALITY
 APPROX STR 80 MEN
 POSN TO BE PREPARED AS COY
 DEF LOCALITY BY B COY
 DURING PREVIOUS WEEKS TRG.

B and C
 ONE ENEMY MOVES
 ACROSS TRACK REPRESENTED
 BY SLIDING DUMMY
 ACTUATED BY UMPIRE.

A
 ISOLATED OUTPOST
 PILLBOX BE SIDE OF TRACK
 TRENCH ACROSS TRACK
 DUMMY FIGURES IN TRENCH
 ENEMY STR 4.

SCALE 1 IN. TO 100 YDS.



VI 5'

DATUM LEVEL 50' APPROX.

DATUM POINT 712932.

RELIABILITY	
TIME TAKEN	5 HRS
WEATHER	FINE
VISIBILITY	CLEAR
METHOD USED	TRACKS & STREAMS BY COMPASS & PACING. FORMLINES BY EYE.
DATE	1130 HRS 17 FEB 45.
COMPILED BY	R. J. Athorpe cpl.
DRAWN BY	R. J. Athorpe cpl.
INT SEC	57/60 AUST INF BN.

War Diary

TACTICAL EXERCISE WITH TROOPS

COMPANY FIELD FIRING EXERCISE

Ref **Maps:** TOROKINA 1 in to 1 ml
Sketch att as Appx "F"

1. OBJECT

- (a) To exercise rifle coys with att sp arms in co-operation with tks in the jungle.
- (b) To test all comds within rifle coys in the making of a plan and the issue of orders.
- (c) To ascertain the standard attained by rifle coys in jungle navigation, battle drill on contact and in the use of coy and sp weapons.
- (d) To ascertain the standard attained by rifle coys in the conduct of the attack and in exploitation, consolidation and re-org on the objective.
- (e) To practice coys in the occupation of a def locality, preparation of a DF fire plan using all weapons and patrolling in preparation for dawn attack.

2. SCOPE OF EXERCISE

The exercise will be carried out in five phases:-

- (a) Phase 1 Night mov to close a gap, in pursuit of the enemy.
- (b) Phase 2 Approach to contact by day, brushing aside minor enemy opposition encountered.
- (c) Phase 3 Gaining of contact and encircling attack.
- (d) Phase 4 Exploitation, consolidation and re-org on objective. Adv continued and by enemy opposition encountered involving occupation of def locality and patrolling to locate enemy in preparation for attack. Counter attack by enemy and firing of DF plan. Dawn attack on enemy locality.
- (e) Phase 5 Mopping up, exploitation, consolidation, re-org, offensive patrolling and adv to complete task given in bn comd's orders.

3. LESSONS TO BE TAUGHT

(a) Phase 1

- (1) "A force which by practice has acquired skill and confidence in work by night will hold a great advantage over less well trained enemies and will often gain the moral and material benefits of a successful surprise" FSR Vol ii Sec 77
- (2) Preparations for night mov must be as complete and thorough as possible. Close study of maps and air photos is necessary and a recce should be made of the track over which the mov is to take place.
- (3) Orders for mov must be complete in every detail and should include methods to be used for navigation, pacing, checking of map, marking of route, control and intercomm. Man management at this stage is of the utmost importance and all comds must be aware of their responsibilities in this respect.

(b) Phase 2

- (1) "Adequate and timely infm is one of the surest means of protection. Every comd in his degree, therefore makes arrangements for protection by infm" FSR Vol ii Sec 37
- (2) Action of leading scouts and fwd sec to deal with surprise fleeting targets.
- (3) Protection on the move and at rest - to front and flanks.
- (4) Fmns adopted for mov along jungle track - control by maint of contact - passing of infm from front to rear by hand sigs and verbally.
- (5) Care must be taken to ensure that minor enemy opposition does not cause unnecessary delay to the adv. The task of the fwd pl on making contact is to fix astride the track and immediately recce both flanks of the enemy posn to quickly ascertain his str and exact disposns.

(6) The battle drill of the coy on contact should provide for rear pls to "flow" fwd and place themselves in a posn from which they can readily be controlled by the coy comd.

(c) Phase 3

(1) As for Phase 2 Lesson (6)

(2) "Good discipline, good org, a good int system (when the enemy is found FIX - OBSERVE - REPORT) and bold and determined leadership are the main essentials for success. FSR Vol ii Sec 98 2 Aust Corps Tactical Directive 5

(3) Action of leading scouts on contact is to FIX and MAINTAIN OBSERVATION of the enemy. Once the enemy is located he must be kept under constant observation until the attack has gone in.

(4) Battle drill and procedure in preparation for the attack.

(5) Making of a plan and the issue of orders by all comds. Comds must allow sufficient time for their subordinates to make a recce, formulate a plan and issue orders.

(6) Use of tk and inf sp weapons to neutralise enemy posns and provide sp fire for the attack.

(d) Phase 4

(1) "Re-organisation must be quick and good"

Gen MONTGOMERY

(2) "Consolidation has as its purpose to secure the objectives which have been reached or other important localities which have been occupied, against counter attack or as a base for further adv"

FSR Vol ii Sec 59

(3) Occupation of a def locality should be quick, and the DF plan formulated in the shortest possible time.

(4) Protective patrolling from a def locality should be organised so that it is practically continuous, and is designed to give timely warning of any impending enemy attack and to prevent enemy recce patrols from gaining infm of disposn within the def locality.

(5) Preparation for counter-attack against any enemy penetration of the def locality must be an integral part of every def plan.

(6) "The infm at his disposal is the basis of any plan made by a comd.....it is an essential duty of every comd to make the best possible arrangements to provide himself with infm.....a comd will usually obtain from a recce the results which the clearness and appropriateness of his orders for it deserve.....personal recce of the ground over which he has to operate is the duty of every comd". FSR Vol ii Chap iv

(7) "The selection and allotment of objectives is one of the principal means by which a leader exercises control over the attack". FSR Vol ii Chap vi Sec 56

(8) "The attack should be organised in depth so that res are at hand to sp the action of the leading tps and to take advantage of their success". FSR Vol ii Chap vi Sec 62

(9) "Infantry should not open fire in the attack as long as it can get fwd without it". FSR Vol ii Chap vi Sec 62

(10) "The principal roles of machine guns in the attack are to sp the adv by covering fire, to protect the flanks and to assist in consolidation.....the primary role of mortars is to provide quick sp.....mortars may be used in the initial fire plan, subject to their limitations of range and the requirements of safety for our own tps" FSR Vol ii Chap vi Sec 62.

(e) Phase 5

(1) The exploitation of a success depends mainly on the leadership of subordinate comds. The first action should be to push out patrols to keep touch with the

enemy and to ascertain the situation in front and to the flanks". FSR Vol ii Chap vi Sec 59

- (2) There must be a definite drill for mopping-up and orders given should include a division of the area into sectors of responsibility.

4. CONDUCT OF EXERCISE

- (a) The exercise will be carried out as a battle practice with ball amn.
- (b) QM is to be prepared to set up a 'Q' area on staging post org in a location as directed, to represent the 'Q' area of a bn firm base and to satisfy demands for feeding and sup replenishment of each coy being exercised.
- (c) The exercise will be umpired down to secs. Adm and 'Q' arrangements will also be umpired.

5. CONTROL

The exercise will be controlled by Directing Staff and Umpire-Safety offrs in accordance with forecast of events and safety instrs.

6. APPENDICES

The following appendices are attached:-

- (a) Appx 'A' - Opening Situation and Narrative
- (b) Appx 'B' - Forecast of Events
- (c) Appx 'C' - Gen and Adm Instrs
- (d) Appx 'D' - Safety precautions
- (e) Appx 'E' - Instrs to Umpires
- (f) Appx 'F' - Sketch of exercise area.

D. M. Martin Capt
Adjnt 57/60 Aust Inf Bn

<u>DISTRIBUTION</u>		Appx A	Appx B	Appx C	Appx D A	Appx D B	Appx E	Appx F	
A Coy	(1)	1		1	1			1	less
B Coy	(1)	1		1	1			1	fire
C Coy	(1)	1		1	1			1	plan
D Coy	(1)	1		1	1			1	
HQ Coy	(1)	1		1	1			1	
B Sqn 2/4 Aust Armd Regt		1	1	1	1	1	1	1	incl
15 Aust Inf Bde (AIF)		1	1	1	1	1	1	1	fire
CO		1	1	1	1	1	1	1	plan
Adjnt		1	1	1	1	1	1	1	
Maj McCALL	(7)	7	7	7	7	7	7	7	
for Umpires									
War Diary	(2)	2	2	2	2	2	2	2	
File		1	1	1	1	1	1	1	
Spares	(6)	6	6	6	6	6	6	6	

OPENING SITUATION

The Japanese were in complete occupation of BOUGAINVILLE ISLAND when 3 Aust Div made an unopposed landing at MAWARAKA on 26 Feb 45. 3 Aust Div, consisting of 7, 15, 23 and 29 Aust Inf Bdes, established a beachhead and commenced a drive NORTH towards CAPE TOROKINA with 15 Aust Inf Bde and SOUTH towards BULIN with 23 Aust Inf Bde.

15 Aust Inf Bde encountered only minor enemy opposition in its adv and by 4 Mar had reached REINI River. Tac R and int reports indicated that the enemy force in TOROKINA area consisted of approx one Regt with tks and that the main enemy line of resistance was along the WEST bank of the TOROKINA River with apparently strong outpost posns along gen line of MAVAVIA River. Enemy activity had been observed in the following areas:-

- (a) Track and rd junc 694941.
- (b) On unmapped track at river crossing 691930
- (c) Rd junc 670940
- (d) Unmapped features in squares 6891 6790.

When the Bde reached rd junc 720857 at 1500 hrs 5 Mar, comd 15 Aust Inf Bde ordered 57/60 Aust Inf Bn to adv NORTH along CHOP CHOP trail, secure crossing of SAUA River at 712931 and move on 6 Mar to clear the enemy from and occupy rd junc 670940.

NARRATIVE

CO 57/60 Aust Inf Bn ordered D Coy, with under comd one tp B Sqn 2/4 Aust Armd Regt, one sec MMG's and two dets mortars, to move at 1800 hrs 5 Mar and clear and occupy SAUA River crossing 712931 in preparation for arrival of the main body of the bn which was to move three hrs later.

D Coy occupied the area of the SAUA River crossing, and at 0200 hrs 6 Mar the main body of the bn arrived. CO 57/60 Aust Inf Bn issued his orders for the adv, which were briefly as follows:-

"Bn, less D Coy and attachments, to adv along EAST-WEST trail, with the object of destroying any enemy encountered and occupying area of rd junc 670940.

D Coy, with under comd one tp B Sqn 2/4 Aust Armd Regt, one sec MMG's, two dets mortars and det of pnrs, to adv along unmapped track from 712931 to 682927, destroying any enemy encountered and occupying area of track and rd junc 682927. Mov to commence by 0630 hrs. Bn 'B' Ech to remain at SAUA River crossing, and med post to be est in same area. Line to be laid behind D Coy, and sig centre est with 'B' Ech".

SEQUENCE OF EVENTS

APPX "B"

Serial	Day	Time	Events	Action taken	Umpires notes and special instrs
1.	D	1600	Coy comd issues orders for adv to SAUA RIVER crossing	Orders issued to :- Pl comds, coy 2IC, tk tp comd, MMG sec comd, NCO in charge of mortar dets, sig, pnr NCO, SB cpl, coy int man. Pl and sec comds orders given. Preparations for move and man management.	Check on attendance at orders conference. Orders should incl :- Infm regarding enemy str and disposns, intention of CO and infm regarding action of remainder of bn, own intention, order of march, fms for adv, bounds, flank protection and protection at rest, route, SP, times past SP, intervals, action on reaching SAUKA RIVER, am, rations, water, med, tools, malaria precautions, dress and eqpt, location coy HQ, methods of intercomm, reporting of bounds and code words. Cable will NOT be laid to SAUA RIVER. Check on all phases of man management before coy moves :- correctness of man packs, distribution of loads, malaria precautions, possession of fd crossings, atebwin res, mosquito repellent, identity discs. Question tps to see if they know exactly what is going on.
2	D	1800	Coy moves off from camp area		Check on fms, intervals, times past SP, march discipline, efficiency of intercomm system within coy, action on halts, method of clearing bounds.
3	D	2045	Coy reaches SAUA RIVER crossing	Coy occupies def locality without digging in. Patrols for protection and to locate tracks along which adv will continue on following morning. Coy coma prepares order for adv on following morning	Coy to be tactically dispersed to cover rd and tracks -- protection - patrolling - drill for occupation of posn - pl and sec comds orders.

Serial	Day	Time	Event	Action Taken	Umpires Notes and Special Instrs
4	D	2215	Issue of orders by coy cmd.	Attendance at orders conference as for serial 1. Pl and sec comds orders. Man management	As for serial 1
5	D+1	0630	Adv commences along track	Order of march:- Pl, one tk, fwd coy HQ, pnrs, pl, tks, coy HQ, MMG sec, mortar dets, pl. Scouts move in bounds and leapfrog. Control by maint of contact	Pts to note:- arrangements for protection of tks, passing back of infm from fwd sec, flank protection, methods employed by scouts, fwd comds constantly appreciating ground to gd against enemy ambush, fms of rear pls for control. Pnrs will be required to improve track for MT.
6		0645	Leading scout fired on by enemy outpost at A (see sketch)	Scouts fix and maintain observation on enemy outpost. One scout reports back infm to sec cmd, who disposes sec astride track to fix. Observation maintained continuously on enemy. Pl cmd fwd receives infm, orders second sec to send recce patrols to both flanks to locate enemy and est str. Remainder of coy carries out battle drill on contact - flowing fwd of rear sub units. Adopt temporary def localities - concentrated for control. Protection for tks. Phone comm est. Pl cmd from infm received decides on encircling attack from right flank with third sec. Sp fire from fixing sec and one tk. Issue orders to sec comds. Sec comds issue orders.	Enemy fire represented by umpire with leading sec firing several bursts from OSMG into the air. Prevent attempts by sec to press fwd along track by creating cas if necessary. Umpires to move with recce patrols. Patrol recce indicates enemy str approx 4, one pillbox and trench across track. Fixing fire during recce - ensure all fire directed at pill box - no tk fire until recce patrol reports back. Inform pl cmd encircling attack from right flank only, before plan is made. Points to note :- action of scouts, maint of observation on enemy, battle drill on contact, comds moving fwd, infm passed back rapidly, navigation methods employed by recce patrols, pl and sec cmd orders, sig from inf to tk for cease fire and acknowledgment from tk, check to sec all tps know the picture in rear pls and sp dets.

Serial	Day	Time	Event /	Action taken	Umpires notes and special instrs
7	D-1	0710	Sec attack on enemy outpost	Sp fire cuts out on sig. Aslt with grenades, OSMG and bayonet. Mopping up, rapid re-org, occupation of enemy posn. Small patrols out to complete mopping up.	Tk fire on pillbox before encirclement commences - main armament cuts out when encircling sec moves off. Arrangements for navigation by encircling sec - control by maint of contact. Fmn for aslt. Method of mopping up - consolidation, re-org. Reports to Coy HQ. Coy report to BnHQ.
8		0725	Lcv continues along track	Leading pl changed. Rapid re-org of fms	Points to note :- Any delay in changing of fwd pl, pns required to fill in trench across track to enable mov of MT.
9		0730	One enemy moves across track in front of leading scout at Pt B	Scout engages moving target from hip	Sliding dummy to be actuated by fwd pl umpire. Examine dummy for hits.
10		0740	One enemy moves across track in front of leading scout at Pt C	Scout engages	as for Serial 9
11		0750	Leading scout fired on from enemy posn at D	Action for leading sec as for serial 6. Recce patrols to be sent out to locate enemy and est his strength. Patrols return with infm enemy str approx 10 with two pillboxes and weapon pits. Coy cmd decides on encircling attack from right flank by one pl. Issue of orders and preparation for attack. Security check. Arrangements for dumping and re-collection of packs.	Umpire represents enemy fire by firing OSMG into air. Posn approx 30 yds in depth - 2 pillboxes and weapon pits. Umpire with leading sec informs 2nd scout that he saw two enemy run across track approx 15 yds behind pillboxes when fire opened up. Inform coy cmd encirclement to right flank only. Same precautions for use of main tk armament. Note following pts in orders :- tk cease fire sig and acknowledgment, methods for navigation, dumping of battle pack and arrangements for mov fwd, intercomm, exploitation and consolidation.

Serial	Day	Time	Event	Action Taken	Umpires Notes and Special Instrs
12		0835	Pl attack on enemy locality	Control by maint of contact during mov to assaulting posn. Assault with secs in line. Pillboxes cleared with 69 grenade and OSMG. Mopping-up, exploitation by means of patrols, consolidation, and re-org. Coy moves fwd. Arrangements for clearing of battlefield. Report to Bn	Create 2 stretcher case cas for evac, indicating nature of wounds. Attack successful. One PW captured - question method of disposal. Arrangements for clearing of battlefield - disposal of captured enemy capt and documents. Replenishment of amm. Speed of consolidation and re-org - control by all comds. Immediate exploitation.
13		0910	Coy continues adv	Change of leading pl	
14		0912	Leading pl comes under enemy fire from pillbox in clearing at E	Coy battle drill as for previous serials. Leading pl fixes. Patrols to flanks to locate enemy. Infm received from patrols enemy str approx one pl with 3 pillboxes and numerous weapon pits. Coy comds recce. Plan - attack from right flank with two pls sp by two tks. One pl and tk covering and fixing fire from track. Issue of orders by coy, pl and sec comds. Preparations for attack	Umpire with fwd pl represents enemy fire with burst from OSMG into the air. Enemy posn approx pl def locality str 30 men, 3 pillboxes and numerous weapon pits. Fire on leading pl consists of IMG rifle and lt mortar fire. Create 1 walking wounded from enemy mortar fi - not to be evac. Country on right of track should be suitable for tks to mo with inf encirclement. Recce patrol infm to be that enemy def weakest on right flank and line of approach from that direction easier. Note in orders:- use of sp inf weapons use of tks, navigation.
15		1030	Coy attack on enemy def locality	Attack with two pls up, coy gains objective exploits with patrols, mops up. Consolidates and re-organizes. Clearing of battlefield. Report to BnHQ. Orders for adv to continue.	Tks carrying out encirclement will NOT fire main armament. Points to note:- control during attack firm for aslt, action on objective, patrolling after capture, replenishment of amm. Cas to be created:- 2 killed, 5 wounded (1 stretcher case only to be evac)
16		1105	Coy continues adv	Change of leading pl.	

Serial	Day	Time	Event	Action Taken	Umpires Notes and Special Instrs
17		1115	Leading pl reaches MAVAVIA River at 691930 and is fired on from enemy def locality F	Coy battle drill as for previous serials. Short recon reveals enemy posn extensive and well constr. Coy cmdr decides to withdraw to area recently captured, est coy def locality and patrol to gain full infm of enemy str and dispoens	Umpire represents enemy fire as before. Enemy fire consists of MMG LMG rifle and hy mortar fire along track. Cas - 2 killed from mortar fire, 1 in fwd pl from MG fire. Fixing fire from leading pl. Umpires paint picture of considerable enemy activity and continued by fire. Further cas to be created if necessary to force quick action by coy cmdr
18		1125	Coy cmdr issues orders for withdrawal to E	Coy withdraws. Covering fire arranged to cover withdrawal of fwd pl.	Tk fire may be used if considered safe. Note in coy comds orders:- order of withdrawal of sub-units, covering fire, use of sp inf weapons and tks, action to be taken on reaching area E.
19		1135	Coy commences to est def locality	quick occupation of gen areas. Temporary def tasks for weapons. Coy cmdr recon. Plan for def and issue of orders by all comds. Fire plan tied up using MMG's and mortars. Digging in commences. Comms set up within locality	Pts to note:- rapidity of occupation of gen pl areas and quick temporary siting of weapons, patrols out early for protection of occupation. Coy comds recon tying up of DF plan, tasks for mortars and MMG's, placing of tks within locality, patrolling policy, priority of works, SOS sigs.
20		After-noon and evening	Coy in def locality	Development of def posn. Recon of enemy def locality gain full infm of str and dispoens. Mortar registration of enemy posns and DF tasks. Preparations for attack shortly after dawn following day. Tk and MMG recon for sp fire posns.	Mortar fire between 1200 and 1500 hrs. No SA or tk fire from 1145 hrs to 2300 hrs. Ensure patrols in when mortar fire is taking place. Complete check of siting of weapons to ensure safety when DF plan is fired. Pts to note:- arrangements for hot meal, security, sup and replenishment, preparations for attack.
21		1800	Coy comds orders for attack on following day	Recon patrols have reported enemy str approx one coy, 5 pillboxes covering MAVAVIA River at crossing, depth of posn approx 50 yds, best approach from right flank. Coy cmdr plans to attack from right with two pls, one pl providing covering fire from EAST	Check on pts as in previous serial for attack orders.

Serial	Day	Time	Event	Action Taken	Umpires Notes and Special Instrs
				bank of MAVAVIA River. Tk and MG fire to be provided for sp of attack.	
22		2300	Enemy attack on def locality from SE direction	SOS sig. Firing of DF plan. Patrols sent out after DF finished to mop up isolated enemy parties and ascertain enemy cas.	Umpires notify pl covering track to WEST of attack on front. Represent enemy fire by bursts from OSMG into air. Fire to be limited to arc from left 180 degrees true bearing to right 270 degrees true bearing. No mov of any personnel during firing. Ensure all patrols in and tps disposed in def posns before SOS sig is sent up. Tks NOT to fire. Mortar fire may be directed on line of more than 270 degrees true bearing if desired. Mopping up patrols NOT to fire.
23	D42	0730	Attack on enemy def locality at F	Attack as in serial 21. Coy captures objective, exploits consolidates and re-organizes. Patrols pushed out quickly to maintain contact with enemy, who withdraw down track. Action as for previous serials.	Tk and MG fire to be directed at targets to SOUTH of track only. Mortar fire to cut out before any tps cross the MAVAVIA River. Note pts during attack and on capture of objective as for previous serials.
24		0830	Coy continues adv along rd.		No further firing takes place during exercise. All weapons to be quickly inspected before mov.
25		0850	Leading pl reaches track and rd junc 682927 without encountering enemy opposition	Coy occupies area of track and rd junc and est def locality in accordance with bn comds orders. Patrols along HILL 500 rd in both directions.	Pts as above for occupation of def locality. Exercise ends after issue of orders for occupation of def locality by sec comds.
26		0945	Exercise ends	Coy returns to LOAT bivouac area via HILL 500 and HILL 65 rds.	Assistant to Chief Umpire supervises repair of exercise area by det of pns. Sigs reel in cable

GEN AND ADM INSTRS

(5490) AMN

1. TPS PARTICIPATING

Rifle Coy (as shown in para 2 below) with the following attachments:-

- One tp B Sqn 2/4 Aust Armd Regt
- One sec MMG's
- Two det's mortars
- Sec of pnr pl
- Det of sigs
- Det of 4 SB's
- One member of int sec
- 'Q' staff personnel

2. DATES OF EXERCISE

- (a) Exercise 1 - D Coy - 1800 hrs 5 Mar to 1200 hrs 7 Mar
- (b) Exercise 2 - A Coy - 1800 hrs 7 Mar to 1200 hrs 9 Mar
- (c) Exercise 3 - B Coy - 1800 hrs 12 Mar to 1200 hrs 14 Mar
- (d) Exercise 4 - C Coy - 1800 hrs 14 Mar to 1200 hrs 16 Mar

3. LOCATION OF EXERCISE AND DANGER AREA

- (a) Exercise area - track from 712932 to 682927
- (b) Danger area during firing - area bounded by following lines:-
 - NORTH - EAST-WEST trail
 - EAST - SAUA River
 - SOUTH - 91 northing grid
 - WEST - 66 easting grid

4. ASSEMBLY

- (a) Comds of attachments will report to OC of Coy being exercised at 1300 hrs on day exercise commences for issue of instrs, and will come under comd of coy from that time.
- (b) Arrangements for assembly of of coy gp will be incl in coy comd's orders for the adv.
- (c) Preliminary phase of exercise (Phase 1 - mov to SAUA River and securing of crossing at 712931) to be completed by 2400 hrs on day exercise commences.

5. DRESS

- (a) Tps being exercised - basis to be Battle Order with any minor adjustments considered necessary by coy comds. First Aid outfits and fd dressings to be carried.
- (b) Exercise staff -
 - (1) DS - caps, offr's pattern
White armband on right arm
 - (2) Umpire-Safety offr's - hats KF with white band
White armbands on each arm
 - (3) Umpires sigs and orderlies - White hatbands

6. PRECAUTIONS AGAINST MALARIA AND SCRUB TYPHUS

- (a) Prior to moving out on the exercise, coy comds will submit a written certificate to BnHQ stating that all ranks have applied mite repellent, to the clothing they are wearing, within a period of 5 days prior to the date of submission of the certificate. Tps attached to the coy or on exercise staff will similarly treat their clothing.
- (b) Full malaria precautions will be observed and will be the subject of comment by umpires at the conclusion of the exercise.

7. AMN

(a) The following scale of amn will be carried on the man and with the weapon:-

Rifleman	50 rounds
LMG	150 rounds
OSMG	240 rounds
2 in Mortar	18 HE 6 SMOKE per mortar
MMG	8 belts per gun
3 in Mortar	6 HE per det
Verey pistol	3 one in ill per pistol
	3 one in sign per pistol

AMN (Contd)

- Grenades 69 20 per coy
- Grenades 36 rifle 6 per coy
- Grenades 63 4 per coy
- (b) Res of 100% on the weapon amn will be located in 'Q' area. Amn replenishment on request from coy.
- (c) Coys will advise RSM of amn requirements by types and draw from Bn res prior to mov to exercise area. RSM will arrange with QM for est of res at "Q" area.

8. MED Cas will be created by umpires during the exercise and will be evacuated under coy arrangements to exercise SP.

9. TPT
- (a) One jeep and trailer will be allotted to coy carrying out exercise and will be used as required for sups, evacs, etc. Jeep will report to coy at 1800 hrs on day exercise commences.
 - (b) One jeep and trailer will be allotted to umpires for tpt of personal gear to exercise SP.
 - (c) Because of the narrowness of the track over which the exercise is conducted, no jeeps will move along the track past exercise SP except the jeep att to the coy.

10. RETURNS

The following returns and reports will be submitted by the coy being exercised, to sig centre at exercise SP:-

- (a) Daily str state - as at 0600 hrs
- (b) Cas returns
- (c) Burial returns
- (d) Requisitions for amn replenishment
- (e) Sitreps - at 0700 hrs, 1200 hrs and 1800 hrs daily and at such other times as the situation warrants.

Sups of stationery may be obtained from Bn Orderly Room.

11. REPRESENTATION OF ENEMY DISPOSNS AND ENEMY FIRE

- (a) Def posns have been constructed along the track to indicate enemy def localities. To compensate for the lack of enemy fire, these posns have been made more obvious than would normally be the case and fds of fire have been cut.
- (b) Head and shoulder targets have been placed in various posns and sliding targets erected, to practice scouts in quick engagement of a fleeting target.
- (c) Enemy fire will be represented in the initial stage of each contact by the umpire with the fwd pl firing an OSMG into the air. After this initial contact, fire will be represented by umpires informing tps of the fire and its pt of origin.

12. EXERCISE STAFF

(a) DS CO

Adjnt

IO

Lt ALLARD 2/4 Aust Armd Regt

(b) Umpire - Safety Offr

Chief Umpire and Safety Offr

Pl Umpires and Safety Offrs

Sec Umpires and Safety Offrs

- Maj W McCALL
- Lt V PASSLOW
- Lt H T PATERSON
- Lt T W R TEARNE
- Sjt BEALE I L
- Sjt TURNER H E
- Sjt CLARKSON T H
- Cpl GAY H W
- Cpl THOMPSON R G
- Cpl SMITH R H
- Cpl DEMPSTER W G
- Cpl SWEET L G
- Cpl PICKERING W L

MMG Umpire and Safety Offr - Lt W R LINTON
Mortar Umpire and Safety Offr - Lt I M PENDER
Assistant to Chief Umpire - WO1 R H MILLARD
Umpire for 'Q' arrangements - Capt D L THOMAS

(c) Gen duties and sigs

With chief umpire - 1 batman, 1 orderly
With Pl, MMG, Mortar Umpires - 1 batman - orderly
Sigs - 6 (incl 1 NCO)

13. REPAIR OF EXERCISE AREA

On day on which each exercise concludes, det of 4 pnsr will move along exercise track and carry out the following repairs:-

- (a) Patch out bullet holes in dummy targets
- (b) Re-set and patch out sliding dummy targets
- (c) Repair enemy pillboxes, shattered by tk and mortar fire

14. COMNS

From Chief Umpire to Pl Umpires - RT (108 Set)
Pl Umpires to Sec Umpires - Orderly

15. CONFERENCES

(a) DS and Umpire-Safety Offrs:-

- (1) On ground - 1030 hrs 5 Mar - RV at 712931 at 1015 hrs.
- (2) At 1400 hrs on concluding day of each exercise - fwd BnHQ

(b) All tps being exercised:-

- (1) Before exercise - coy comds explain scope and objects of exercise and give gen tactical picture.
- (2) After exercise - conducted by coy cmd as GD.

(c) All offrs at 1000 hrs 17 Mar in Offrs Mess.

SAFETY PRECAUTIONSA GENERAL (for promulgation to all personnel participating in the exercise)1. CLOSING OF DANGER AREA

- (a) HILL 500 rd from 670940 to 678910 will be closed to all MT traffic and foot mov between the following times:-
- (1) On 6, 8, 13 and 15 Mar - 0630 hrs to 1100 hrs
2200 hrs to 2400 hrs
- (2) On 7, 9, 14 and 16 Mar - 0630 hrs to 0900 hrs
- (b) Sentries will be posted at 670940 and 678910 to close HILL 500 rd at abovementioned times and at other times to warn all personnel moving along the rd:-
- (1) That they are entering a fd firing area and must not on any account move off the rd.
- (2) Time at which firing next opens up.
- (3) Location of and distance to, next sentry.
- (c) Signposts indicating "DANGER - FD FIRING RANGE" will be erected at 670940, 678910, 712931 and 707917.

2. CEASE FIRE SIG

The sig for all fire to cease and personnel to remain where they are will be one or more red v'rey flares fired by an umpire.

3. TK AND INF WEAPONS FIRE

- (a) Tks will NOT fire at night.
- (b) No tps will be fwd of tks when tks are firing main armament.
- (c) Overhead fire with MMG's will not be employed unless a safety angle of 8 degrees or more exists.
- (d) All 3 in and 2 in mortar amm used in the exercise will, prior to the exercise, be inspected by an Amm Examiner who will be required to certify in writing that, in his opinion, the amm is in good condition and would be safe to fire over the heads of rifle coy tps.
- (e) The 2 in mortar, when firing over the heads of tps, will NOT be fired at "low angle".
- (f) Arcs of fire will be kept between the following limits:-
- (1) Left of Arc - 120 degrees true bearing
- (2) Right of Arc - 280 degrees true bearing
- (g) From time of commencement to time of completion of night firing of DF plan, NO personnel will move. Night firing restricted to Arc from left 180 degrees true bearing to right 270 degrees true bearing. Overhead fire with rifle and OSMG will NOT take place at night.

4. MISCELLANEOUS

- (a) Gelignite will NOT be used in the exercise.
- (b) Care will be exercised in the use of smoke to avoid blanketing of assaulting tps from posn from which sp fire is being given.
- (c) A sign "NO MOV BEYOND THIS POINT" will be carried by fwd pl and erected on track at a pt beyond which mov would not be safe.
- (d) Spectators will keep a safe distance from firing.
- (e) Umpires are responsible for safe conduct of the exercise and any instrs issued by them will be obeyed implicitly.
- (f) At conclusion of the exercise, all weapons will be inspected to ensure that they do not contain live amm.

B SPECIAL SAFETY INSTRS TO UMPIRE - SAFETY OFFRS

1. The enforcement of all normal and reasonable safety precautions is necessary to ensure that cas do not occur. Care is to be taken however, that the exercise is not spoilt by over-caution on the part of safety offrs. Actions of coy, pl and sec comds are not laid down and as long as safety offrs consider that reasonable precautions have been taken, they will not interfere.

MMG Umpire and Safety Offr - Lt W R LINTON
Mortar Umpire and Safety Offr - Lt I M PENDER
Assistant to Chief Umpire - WOI R H MILLARD
Umpire for 'Q' arrangements - Capt D L THOMAS

(c) Gen duties and sigs

With chief umpire - 1 batman, 1 orderly
With Pl, MMG, Mortar Umpires - 1 batman - orderly
Sigs - 6 (incl 1 NCO)

13. REPAIR OF EXERCISE AREA

On day on which each exercise concludes, det of 4 pnrs will move along exercise track and carry out the following repairs:-

- (a) Patch out bullet holes in dummy targets
- (b) Re-set and patch out sliding dummy targets
- (c) Repair enemy pillboxes, shattered by tk and mortar fire

14. COMNS

From Chief Umpire to Pl Umpires - RT (108 Set)
Pl Umpires to Sec Umpires - Orderly

15. CONFERENCES

(a) DS and Umpire-Safety Offrs:-

- (1) On ground - 1030 hrs 5 Mar - RV at 712931 at 1015 hrs.
- (2) At 1400 hrs on concluding day of each exercise - fwd BnHQ

(b) All tps being exercised:-

- (1) Before exercise - coy comds explain scope and objects of exercise and give gen tactical picture.
- (2) After exercise - conducted by coy comd as GD.

(c) All offrs at 1000 hrs 17 Mar in Offrs Mess.

ADDITIONAL TK SAFETY PRECAUTIONS

The following instrs will be rigidly adored to by Tp Leaders when firing the 3" HOW during trg or demonstrations.

1. 231 Fuses ONLY will be used.
2. Tp Leaders will inform inf comds that they will accept no responsibility for the safety of inf personnel taking part in exercises when 3" HOW is to be fired.
3. They will advise that all personnel go to ground during firing and that as far as possible personnel in rear of tk are NOT in direct line with tank and target. They will NOT inform inf comds that there is no danger from back blast of the 3" HOW.
4. In arranging demonstrations or firing when spectators are present during trg tp leaders will NOT lay down any distance from the target as safe for spectators.
5. They will advise that spectators should be at least 200 yds from the target at all times and WILL ENSURE that no spectator is within 50 yds of a line drawn from the target through the tk when in rear of tk.
6. If shoot is being conducted by sqn HQ special instrs will be issued and no shooting will take place until such instrs are received.
7. When shooting at inf exercises or demonstrations tp leaders WILL ENSURE that safety offrs have been appointed before commencing shoot.
8. If they are ordered to guarantee complete safety for all spectators before firing they will ENSURE that no spectator is within 500 yds of the target as pieces of shrapnel from a 3" HOW burst have been proved to fall 450 yds from target.
9. Tp leaders will realise that although we consider the risk from a 3" HOW to personnel even 30 yds in rear of burst as negligible the risk still exists and must be pointed out to all arms with which we may be working.

INSTRS TO UMPIRES

1. The majority of instrs regarding the conduct of the exercise have been included in the Forecast of Events (Appx B) and in Safety Precautions (Appx D).
2. It is desirable that all comds have as full a hand as possible in their plans of action and accordingly umpires will not interfere unless they consider that the action in question infringes safety precautions.
3. Umpires will keep an umpires log on the pro-forma issued. Any remarks regarding the actions of sub-units and comds will be noted on this log, but will not be expressed during the conduct of the exercise. The Chief Umpire will arrange for collation of all umpires' reports at conclusion of each exercise.
4. Umpires will report to coy being exercised at 1600 hrs on day exercise commences.
5. Assistant to Chief Umpire will make necessary arrangements for tpt of umpires' personal gear.

HQ 57/60 Aust Inf Bn (d)

Mar 45

57/60 AUST INF BN "A" CIRCULAR NO 12/45

MALARIA DISCIPLINE

ALL COMDS WITH DISCIPLINARY POWERS

1. This directive sets out the medical and legal policy in connection with failure to take atebtrin and the Corps Comds policy in the practical use of expert advice. It should be known to all that the Solomons area is highly malarious.
2. The medical position is stated as follows:-
 "All scientific evidence and research indicates that provided atebtrin is taken regularly in the dosage prescribed in GRO 321/44 -
 (a) an attack of MT malaria will not develop
 (b) symptoms of BT malaria will be suppressed as long as the taking of suppressive atebtrin is continued.
3. The legal position is as follows:-
 "If a member in this area contracts MT malaria, or develops the symptoms of BT malaria, that fact, is, in view of the expert scientific opinion on the subject, prima facie evidence that the member concerned has failed to take regularly the prescribed dosage atebtrin. That would support the conviction of a member charged with failure to take atebtrin, in the absence of contrary evidence in his favour".
4. (a) A suitable charge for failure to take atebtrin is recommended by the legal service as follows:-
 "WOAS neglecting to obey Routine/Standing Orders in that he in the field on or about (date) failed to take atebtrin as ordered by (unit) Routine/Standing Orders Part.....No.....of (date). A.A.11."
 (b) If there is any reasonable doubt of the promulgation of atebtrin orders to an accused, an alternative charge should be laid under A.A.40. Such an alternative charge should rarely be necessary.
5. Instructions are being issued through service channels to medical and legal officers as to the statements of policy set out above to bring all to a common basis.
6. In the practical application of the above advice the following is set out as a guide to bring all commanders to an understanding of the position and provide a common basis for action:-
 (a) In all cases where malaria develops there is an inference that a failure to take atebtrin has occurred. The inference is strong enough to be a practical certainty and some of the supporting considerations are discussed later. A judicial authority requires proof beyond reasonable doubt that an offence has been committed. Positive certainty is not demanded.

(b) From the premise that there has been a failure to take atebtrin the comd must then investigate:-

(1) Whether or not the failure constituted disobedience by the member of an Order, and

(2) whether, in addition, the occurrence discloses neglect or disobedience by any superior of orders relative to the supervision of the taking of atebtrin.

(c) In all investigations the comd will take notice of extenuating circumstances in the normal way.

(d) If an accused is given the benefit of any reasonable doubt it will be explained to him that such doubt does not affect the general validity of the medical statement.

7. The supporting considerations referred to above which must receive the attention of commanders are:-

(a) The medical evidence stated in para 2 above, which is based on facts scientifically ascertained by extensive research and experiment. A full statement of the methods used, and the results obtained in this experiment have been issued through service channels. In general, however, it is established that when malaria develops it is virtually certain that atebtrin has been missed.

(b) Facts derived from records and general knowledge viz:-

(1) A total of 257 AMF units is serving in the Solomons. These have all had service in malarious areas, some for two years continuously. Of this number 35 units have had cases of malaria. The obvious, and only conclusion to be drawn is that in the great majority of units the administration of atebtrin is satisfactory, while in the minority atebtrin is not properly administered.

(2) Officers represent 1 in 15 of the AMF in the Solomons. Of 182 cases reported all but one are soldiers. The single officer case occurred in November just after arrival in the Solomons. The obvious and only conclusion again is that officers take atebtrin regularly and that some soldiers do not. This is to be expected as officers are more responsible, and can be relied on to observe orders more closely than ORs.

(3) Recently 34 cases occurred in two successive weeks in the Solomons. Disciplinary action against certain of the patients was promptly taken and the weekly rate fell to 3 within four weeks.

8. The defences which a comd will be required to consider include the following:-

(a) Definite sworn evidence by a soldier, perhaps supported by other witnesses, that he has never missed atebtrin. Such evidence may be made in good faith but, through weakness of recollection may still be incorrect. It is the comd's duty to take this evidence into account, with all other relevant considerations in making his decision.

(b) The theory that through hyper-infection the malaria breaks through the suppressive atebtrin even though the normal dosage is taken. The cases in the Cairns experiment were far more heavily infected than is ever

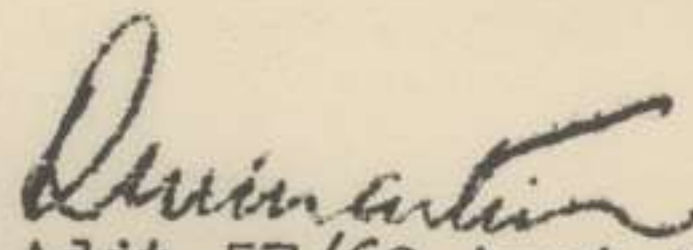
likely to occur in the field and yet atebtrin suppressed every case. The common-sense test can again be applied here. Of the thousands who have served in New Guinea many are undoubtedly highly infected yet in most units the normal atebtrin dosage is completely suppressive.

- (c) Another theory that, in certain individuals, the system does not absorb the atebtrin to a degree sufficient to suppress malaria. This is an extreme possibility, but no case has yet been demonstrated. Such individuals, if they exist, will be extremely rare and it is stretching coincidence too far to suggest that a number of these are concentrated in a few units. This statement does not include the few people who have an idiosyncrasy and are unable to take atebtrin at all. In all such confirmed cases medical approval is given for the substitution of quinine for atebtrin as a suppressive agent.

9. Where the member has only been with his present unit for a few weeks, it is possible that he did take atebtrin daily during that period but had failed to do so prior to joining the unit, having, accordingly, too low a concentration of atebtrin in the blood to afford protection. This is covered by the responsibility of the CO, on medical advice, to increase the dosage for the period necessary to arrive at the proper level in the shortest possible time. After the disposal of any such case the facts should be submitted to superior authority for enquiry as to whether there was a failure of supervision prior to the member joining his unit.

10. The final answer to this problem is that men who take atebtrin do not develop malaria. There is a natural reluctance in COs and all concerned to admit a failure in atebtrin administration but knowledge has advanced to such a degree that the contrary cannot readily be accepted.

11. Comds of all degrees are required to face facts honestly and treat failure to take atebtrin on exactly the same basis as failure to obey any other orders. Furthermore all officers can co-operate readily in the operation of the system, conscientiously accepting the efficacy of the preventative measures.

 Capt
Adjt 57/60 Aust Inf Bn

Ref Map: TOROKINA 1 in to 1 mi.

LESSONS

INTRODUCTION

"Personal recon of the ground over which he has to operate is the duty of every comd in his degree; the smaller the fm or unit, the more detailed the recon required so far as time permits"

PAR Vol II 1935 Sec 35.

1. The object of a recon is to gain info. A recon report is the means whereby such info is distributed. Recon may be made by offrs, NCO's or CAs, special recon parties or recon patrols; in all cases the same principles apply to the initiating and the carrying out of the recon. In fwd areas topographical recon will almost invariably be carried out by patrols, and results embodied in patrol reports. Sometimes time factor or terrain may make it impossible for an actual recon of ground to be carried out. Under these conditions, a "recon" may have to be made entirely from air photos and maps.
2. Patrol reports In fwd areas topographical info will almost invariably be embodied in patrol reports. These may contain info about the enemy but otherwise they should conform to the requirements for recon reports.
3. Illustration of reports
 - (a) The best and quickest way of illustrating a report is by means of a trace with the info printed on it.
 - (b) All maps, traces, sketches etc att to a report should :-
 - (i) Be complete in themselves as they often become detached from the report.
 - (ii) Be at as large a scale as possible.
 - (iii) Use correct conventional signs.

CONCLUSION

- (a) "Time spent on recon is seldom wasted"
Time is wasted more often than not because of insufficient preliminary thought and org. Therefore think carefully and org soundly before proceeding on a recon.
- (b) Always keep your object in mind.
- (c) Be clear, definite and concise.
- (d) Be relevant.
- (e) Be legible; and,
- (f) Remember - insufficient recon will certainly increase the discomfort, and almost certainly endanger the lives of the fwd tps.

1. Object of this exercise is to practice type in jungle navigation, pacing, the use of the compass, and the setting up a patrol base from which further patrols will operate.
2. The patrol brief is taken from the standing brief as produced by 15 Aust Inf Bde (AIF).
3. The production is taken from aerial photos and maps of the area, worked out in yards and bearings to bring you on to your objective.

NARRATIVE

After heavy fighting in the TORONINA River area the enemy have been pushed back along the EAST WEST TRAIL and have taken up a def position in the vicinity of the ford at the SAHA river.

Tac R reports that small enemy parties moving North of rd 65, and in one instance constructing bunkers.

57/60 Aust Inf Bn has been ordered to send out patrols to investigate enemy mov in this vicinity and submit report and sketch to HQ 15 Aust Inf Bde.

Briefs supplied are for the purpose of patrols carrying out their tasks :-

<p><u>Adm</u></p> <ul style="list-style-type: none"> (a) Dress (b) Weapons and amm (c) Malaria precautions (d) Rations <p><u>Intercom</u></p> <p><u>Medical</u></p>	}	<p>Coy Comd to arrange.</p>
---	---	-----------------------------

INSTR TO PATROL

1. Task

- (a) Are there any enemy NORTH of Rd 65
- (b) If so what is their strength and where are their posns
- (c) Establish a patrol base at objective
- (d) Carry out local patrols as indicated on trace with 3 to 4 men
 - (i) Topographical infm i.e.
 - (i) Creeks enroute (width depth)
 - (ii) Bivouac areas
 - (iii) Tracks and conditions

2. General direction - NORTH

3. Start time - see syllabus

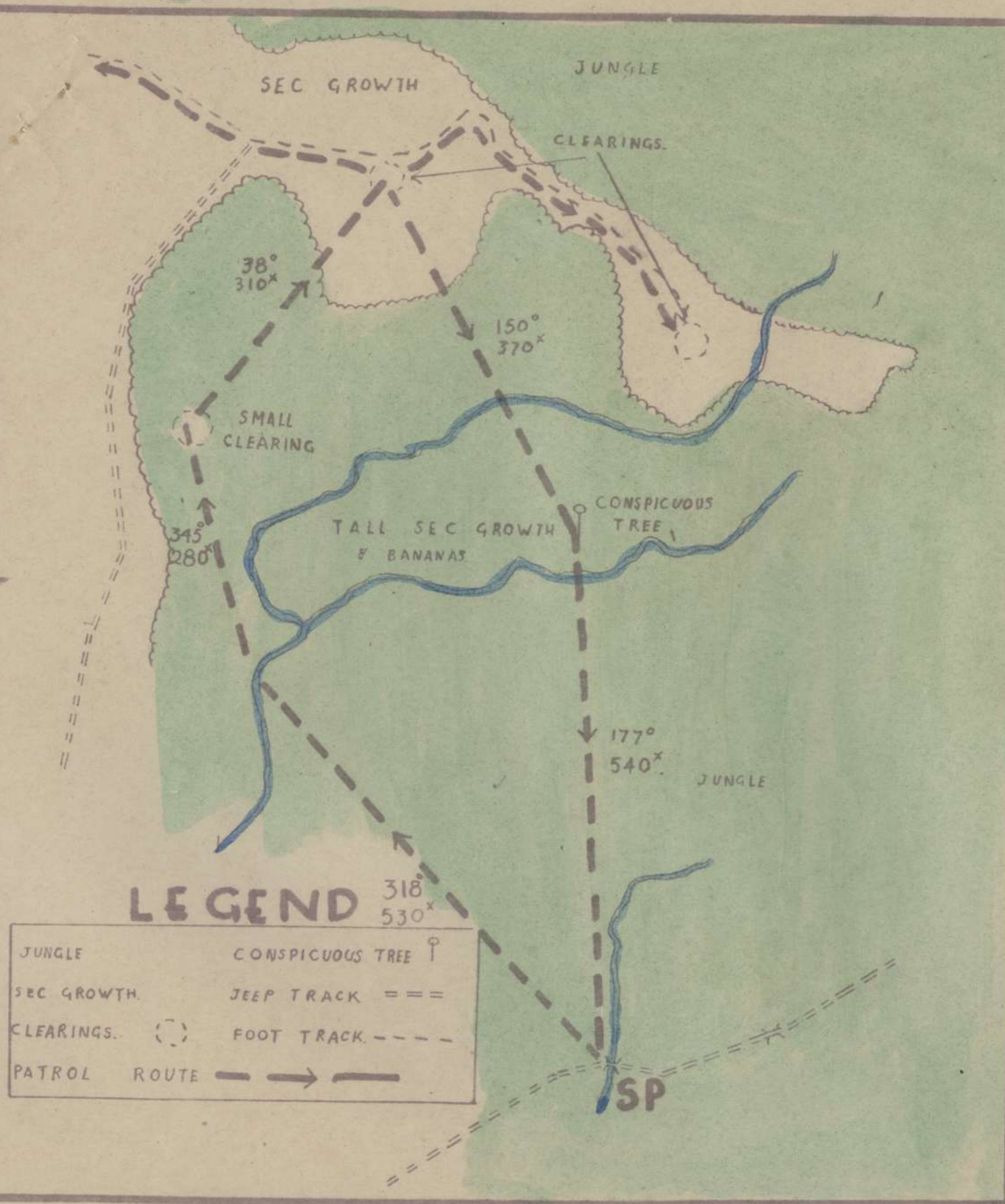
4. S.P. - see trace

5. Return by. see syllabus

6. Return to. Coy area

7. Special Instr.

If any to be given by Coy Comd.



PRODUCED BY INT SEC
57'60 AUST INF BN.
2 Mar '45

INFORMATION

1. Enemy - Infrm of progress of enemy raiding parties is contained in latest daily int summaries.
2. Own tps - Brig H H HAMMER DSO has been appointed Comd TOROKINA defts and is responsible for security measures within the perimeter. All security measures, passwords and warning sigs have been standardised throughout the perimeter.

COMD

3. All sub-unit comds are responsible for their own sub-unit areas and for protection of any tp concentrations, stores and installations in these areas.

SECURITY MEASURES

4. Maj W McCALL is appointed Def Offr with the task of co-ordinating def in bn area. In addition a guard and picquet comd will be detailed daily for the purpose of supervision of unit security guards and picquets twice by day and twice by night. Sentries will NOT be mounted in obvious places. Both offrs will wear white distinguishing armbands.
5. When Bn is in camp the Bn Ord Offr will perform the duties of guard and picquet comd. A guard of 17 will mount duty 1800L for 24 hrs mounting 5 posts, as follows (a) double post amm dump - one man stationary, second man patrol Bn Q area (b) guard tent (c) double roving post BnHQ area. In addition each rifle coy will mount 2 man picquet, HQ Coy 4 man picquet for 24 hrs daily. Location of picquets to be notified to guard and picquet offr. By night a minimum of 15 per cent of personnel will be on internal security duties in each coy area.
6. When Bn is out of camp area the OC LOB will perform the duties of guard and picquet comd in the absence of Def Offr will act in his stead. A guard of 17 will mount for duration of Bn's absence from camp area mounting 5 posts as in para 5. In addition each coy will mount 2 man picquet 24 hrs daily, senior man in each coy to take charge and ensure picquet on duty at all times.

ALARM SIGNALS

7. Signals will be uniform within the area - a series of three SHORT blasts on a whistle is the alarm signal.
8. On the alarm signal being sounded the picquet in that area will be turned out and one man will immediately notify the guard comd and the guard and picquet offr.
9. In the event of any enemy interference all picquets will be turned out on the guard and picquet offrs orders.
10. Stand down signal will be a series of LONG blasts on the whistle.

WARNING SIGNAL

11. In the case of a definite threat, this HQ will issue a gen

warning and all tps will stand to until ordered to stand down by this HQ.

CARRYING OF ARMS

12. Except under the following circumstances arms will NOT be carried by personnel moving outside the camp bdys by day or night
- (a) Parties detailed as authorised gds or patrols
 - (b) Parties proceeding on duty and ordered to carry arms consequent on the nature of the duty.
 - (c) Members of the Pro Corps
 - (d) Escorts to members of the Women's Services and ATIS personnel.

PASSWORDS

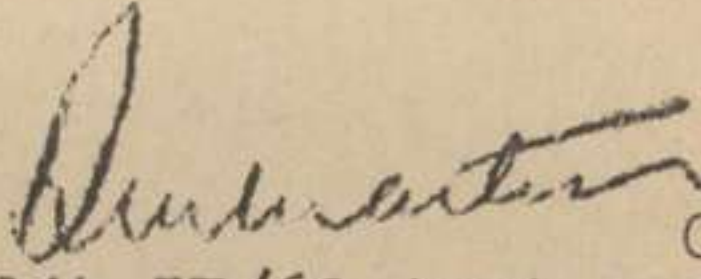
13. Passwords will be issued daily by this HQ and will be taken into use by all addressees.

ENTERTAINMENTS

14. Personnel attending pictures or other entertainments outside the unit lines will be restricted to not more than 75 per cent of sub-unit str on any one night, and such personnel will NOT carry arms.

GENERAL

15. Jeeps or any vehicle will NOT pick up any casual personnel at night.
16. Any suspicious event and action will be reported immediately. Result of investigation will also be reported.
17. Gd and picquet offr will receive orders from the Adjt when he reports as orderly offr at 1730 hrs daily. He will submit report on pro forma to def offr by 2100 hrs daily.


Capt
Adjt 57/60 Aust Inf Bn

War Diary

EXERCISE SECRET 17

Copy No.

Mar 45

57/60 AUST INF BN OO 1

NO CHANGE FROM VERBAL ORDERS

Ref Maps:- BOUGAINVILLE 4 mls to 1 in
TOROKINA 1 in to 1 ml

INFM

1. Enemy -
Tac R confirms ANGAU reports of two enemy parties each approx str one coy moving South from East coast of BOUGAINVILLE. At 191230L one party located POPOTANA 788963 moving west towards SAUA RIVER. Other party at MOM Q2893 moving west along EAST-WEST trail. Enemy intention believed to be penetration of TOROKINA perimeter and destruction of installations and sup dumps.
2. Own tps -
24 Aust Inf Bn moving early 20 Mar to est firm base at SAUA RIVER crossing 712930.

INTENTION

3. 57/60 Aust Inf Bn will adv on 20 mar to TEXAS RIVER crossing 667941 with a view to est firm base in that area.

METHOD

4. Summary
Adv on one coy front with A Coy adv gd and one pl B Coy as covering tps for protection recce parties.
5. Groupings and tasks
see Appx 'A'
6. Route
PENDLETON rd - EAST-WEST trail.
7. SP
Rd junc 637940
8. Times past SP
see Appx 'A'
9. Halts
Adv to be continuous and without halts.
10. Action at destination
Adv gd will halt with head of coln at 663942. Main body close up and adopt posns off rd with 50 yds between coys.
11. Bounds
First bound - east bank TOROKINA RIVER
Second " - area astride rd at 663942
12. Times att tps to report
Att tps report to coys 15 mins prior to time coy past SP as shown in Appx 'A'. Remain under comd until further orders.
13. Signposting of route
RP's with covering pl responsible.

ADM

- 14. Med
(a) RMP with BnHQ on move
(b) Allotment SB's - two per coy
- 15. Sups and POL
Normal scale res with B Ech.
- 16. TC
RP's move as follows:-
(a) Two with covering pl
(b) Two at rear of main bod;
Task - Control traffic mov on rd.
- 17. Arm
(a) Normal scale on the man and with the weapon
(b) 100 per cent res on the man scale at BnHQ. Move with F2 Ech stores.
- 18. B Ech
Move on 21 Mar to west bank TOROKINA RIVER 652949.
- 19. Tpt
Commences ferrying out F Ech stores under arrangements 2 IC 200700L.
- 20. Dress
Marching order plus canvas cot-top.

INTERCOMM

- 21. BnHQ
Closes present location, re-opens vicinity TEXAS RIVER crossing 667941 201045L.
- 22. Report centre
Sig offr responsible to est behind first coy of main body during adv.
- 23. Codewords for reporting bounds clear
First bound - JACK
Second " - BILL
- 24. Codenames and appointments code
Issued separately by Sig offr.
- 25. Allotment of Sigs
No allotment during adv.
- 26. Synchronisation
Sig offr will synchronise watches 200600L.

ACK

Issued by *DRLS*
Signed at *0215L*

[Signature] Capt
Adjt 57/60 Aust Inf Bn

DISTRIBUTION

	<u>Copy No</u>	<u>Appx 'A'</u>
A Coy	1	1
B Coy	2	2
C Coy	3	3
D Coy	4	4
HQ Coy	5	5
24 Aust Inf Bn (AIF)	6	6
15 Aust Inf Bde (AIF)	7	7
C.O.	8	8
2 IC	9	9
Adjt	10	10
Q.M.	11	11
RMO	12	12
IO	13	13
Padre	14	14
File (2)	15-16	15-16
War Diary (2)	17-18	17-18

SP:- Rd junc 637940

Route:- PENDLETON rd - EAST-WEST trail

MARCH TABLE

APPX 'A'

Copy No. 17

Issued with 57/60 Aust Inf Bn OC

Serial	Sub-unit	Comd	Time post SP	Task	Remarks
1	10 Pl, B Coy	Sjt MANSFIELD	0620	Protection of Bn R and O gps Occupy posns on rds east of 670940 with one sec and pl HQ at rd junc	First bound - TOROKINA Xing 653945 Second " - rd junc 670940 Remain in covering posns until further orders
2	R GP	-	0725	Recce of Bn firm base area	Composition:- CO IO OC 1, 2 and 3 Pl 3 orderlies. 2 jeeps required. Personnel and vehs assemble BnHQ 0715 hrs
3	O GP	-	0755	Move to 667941 for orders	Composition:- Rifle coy comds, Adjt OC 5 Pl 3 jeeps. Personnel and vehs assemble BnHQ 0745 hrs
4	A Coy with under comd two dets Mor one sec MMGs	Lt TEARNE	0825	Adv gd. Protect mov of main body of bn and secure TOROKINA Xing by 0850 hrs	Bn posns through at TOROKINA Xing and coy becomes rear gd to main body. 2 jeeps and trailers for Mor MMGs and Mortars
5	C Coy	Lt MELLETT	0835	Head of main body. Right flank protection. Pass through A Coy at TOROKINA Xing and adopt adv gd role	
6	BnHQ and HQ Coy details	Lt ATKINSON	0840		Mortars MMGs and amm move with F Ech stores
7	B Coy less 10 Pl	Lt BOLWELL	0845	Left flank protection	
8	D Coy	Lt FOSTER	0850	Rear protection of main body to TOROKINA Xing	
9	F Ech tpt and stores	Maj McCALL	Not before 0900	Ferrying fwd of F Ech Stores	

1. SUMMARY OF THE DAY'S WORK

- (a) There was no substantial change from the detail of work laid in the weekly syllabus of the 1st Division, except that the morning portion of the 1st Division Exercise for one day had to be cancelled to allow officers and NCO's to attend the Inf - 2d demonstration on 7 Mar.
- (b) Maj HARRISON, 1st Div Artillery, paid several visits to the 1st and delivered lectures to all officers and NCO's on Inf - arty cooperation and types of arty fire. These lectures were very well given and the info gained will be of value to all ranks.

2. STANDARD OF THE 1st DIV

(a) Rifle Coy

- (1) Adequate supervision was given to the try of rifle coys owing to the necessity for having senior officers directing, supervising and observing the 1st Division Exercise. This was done on the one exercise was considered desirable as it was conducted as a test of the standard of try of the coys being exercised and because of the necessity of experiment and discussion on the try of the 1st Div. However, from observations made and from reports of coy coms, it is considered that an improvement was shown over the work carried out in previous weeks. Rifle coys are still handicapped by the shortage of coy officers.
- (2) A and B coys carried out the 1st Division Exercise - one of an Inf coy with the 1st. Both exercises were disappointing but proved to be of immense value in the detection of faults covering a very wide range. The reports of the Chief of the 1st Division are forwarded herewith. These reports are being discussed with the coms concerned and further discussions will be conducted with all ranks who participated.

(b) 1st Coy

- 1. The standard is still very fair. Observations of the work of the personnel in the 1st Division Exercise indicated a high standard, but the necessity of laying lines well clear of the track was brought out, particularly when the are cooperating.
- 2. Practice in the try of mortar and 1st Div in use of a rifle coy were carried out. Results were fair and further practice is needed. When employed on the 1st Division Exercise, both mortar and 1st Div were not used to their full advantage. This was caused partly by faulty handling by coy coms but also coms were not vigorous enough and showed lack of initiative in volunteering advice or assistance to the coy coms. The main fault was lack of foresight of the probable roles of the 1st Div and of early work with these probable roles in view.
- 4. Work on gun drill and preparation and occupation of 1st Div was satisfactory. A deficiency of 3 men below 1st Div being filled and these new personnel will commence 1st Div try on 12 Mar. Two 1st Div guns are at present at 1st Div.
- 5. Improvement of the 1st Div trail was continued but the pl was withdrawn on 1st Div. This was provided excellent experience for the pl. A small lot of wire was set to each coy carrying out the 1st Division Exercise and had experience in clearing a track made by the passage of the.

3. STANDARD OF FITNESS

- (a) The standard of fitness continues to be good. There is nothing special to report.
- (b) However, it is desired to draw attention to the excessive number of bites received by members of all coys, and known to be caused by mites. The only trouble caused has been the normal irritation from such bites and an occasional case of secondary infection caused by scratching the affected parts. These bites have been received by personnel, incl officers, who have carried out the correct procedure in the application of mite repellent. Results indicate, however, that personnel who used mosquito lotion were free from mite bites.

4. UNIT CARES

No unit cares were conducted. 8 sig personnel attended the BCo Sig Centre.

5. TESTS AND DISCUSSIONS

NIL - other than regular discussions of exercises before commencement and on completion.

6. MAN MANOEUVRE

The standard generally is high. However, a valuable test was provided by the coys which carried out the 3d Firing Exercise, as it was continuous over two days and nights and included several phases of ops. Results were not good (Vide Chief Umpire's Reports etc)

7. LESSONS BROUGHT OUT

- (a) The necessity for bold action of the in sp of int but also for recon before any int are committed to a task.
- (b) The absolute necessity for the maint of basic battle drill within the coy. Maj departures from the accepted system led to varying degrees of confusion.
- (c) It is the duty of all comds, no matter how junior, to think and plan ahead so that time will be saved when he is given a task to perform. This same process must be applied also when halted and even although the superior comd has not given actual instrs regarding a task to be performed. This applies to rifle coy officers and NCO's but also comds in charge of sp arms such as mortars and HMG's.
- (d) It is essential that a track along which an adv is being made be left clear of most personnel once contact is made or even during most halts. In the case where contact is made and where mov fwd and to the rear by comds, runners, etc is essential, such mov must be clear of the track. To this end, it is desirable that a narrow track be cut quickly on one side of the track. This second track would be best sited on the left of the main one, some five yds further in from the sig line.
- (e) Once the pass through jungle, the track so made can generally be made jeepable, provided that para or other personnel are available to move the fallen trees. In this regard, it was found possible to take a jeep over the track and following the tk, without any clearance, but great difficulty will generally be experienced in moving in the opposite direction owing to the angle at which the tk leaves the logs on the ground.

8. WEAPONS

- (a) The majority of unit rifles have been sorted and action is in progress to complete the remainder.
- (b) Two reinforced 3 in mortar base plates have been issued to the unit.

9. CLOTHING

Inconvenience for personnel concerned and additional work for the tailor are being caused by the lack of the smaller sizes of trousers. All boys are affected by this shortage.

10. RECOMMENDATIONS

Nil

100P *[Signature]*

Maj
Adm Comd 57/60 Aust Inf Bn

War Diary

PROGRAMME OF TRAINING - PERIOD 23 MAR TO 31 MAR 45

HQ 57/60 Aust Inf Bn

6.2 Mar 45

Programme of training for period 23 Mar to 31 Mar is as follows:-

(a) 23 Mar

- (1) A B Coys - packing of LOB and all ech stores and preparation of inventories and loading lists
- (2) HQ Coy - specialist trg in coy lines
- (3) C Coy - relief of all 24 Aust Inf Bn patrols
- (4) D Coy - complete relief of A Coy 24 Aust Inf Bn

(b) 24 Mar

- (1) A B Coys - packing of stores as for (a) Kit and skin inspections. Adm
- (2) HQ Coy - adm. Kit and skin inspection
- (3) C D Coys - patrolling

(c) 25 Mar

- (1) A B Coys - Church parade. Make and mend
- (2) B Coy - move from camp to relieve D Coy
- (3) C D Coys - patrolling

(d) 26 Mar

- (1) A Coy - relieve C Coy patrols
- (2) B Coy - complete relief of D Coy
- (3) C Coy - patrols return to camp after relief by A Coy
- (4) D Coy - coy less fwd pl return to camp
- (5) HQ Coy - packing and listing of LOB and all ech stores

(e) 27 Mar

- (1) A B Coys - patrolling
- (2) C Coy - packing and listing of LOB and all ech stores
- (3) D Coy - forward pl returns to camp. Remainder of coy packing and listing LOB and all ech stores
- (4) HQ Coy - packing and listing stores

(f) 28 Mar

- (1) A B Coys - patrolling
- (2) C D HQ Coys - packing and listing stores

(g) 29 Mar

- (1) A Coy - patrols return to camp when relieved by C Coy
- (2) B Coy - patrolling
- (3) C Coy -- relief of all A Coy patrols
- (4) D HQ Coys - range practices and fd firing with OSMG LMG and rifle

(h) 30 Mar

- (1) A Coy - range practices and fd firing with OSMG LMG and rifle
- (2) B C Coys - patrolling
- (3) D Coy - mov exercise into the fd taking F Ech stores. Supporting inf weapons att. Tactical BnHQ to move out
- (4) HQ Coy - mov exercise with F Ech stores, to an area from which supporting arms will be attached to D Coy

(i) 31 Mar

- (1) A D HQ Coys - Adm. Kit and skin inspections. Organised sport
- (2) B C Coys - patrolling

W. J. ... Capt
Adj. 57/60 Aust Inf Bn

DISTRIBUTION

A Coy
B Coy
C Coy
D Coy
HQ Coy
15 Aust Inf Bde (AIF)
CO
2IC
Adj. t
QM
IO
RMO
Padre
File (2)
War Diary (2)
Spares (4)

TREATMENT OF PRISONERS OF WAR - EXTRACT FROM 2 AUST CORPS WEEKLY INTELLIGENCE SUMMARY NO 17.

Physical and mental condition of several Jap prisoners of war recently received at 2 Aust Corps interrogation centre, indicate that some forward troops do not appreciate the importance of prisoners, and do not know how to treat them to ensure they yield their full intelligence value.

Feelings of contempt and detestation for Japanese is natural and understandable, but if those feelings lead to poor or indifferent treatment of their prisoners by front line troops, those troops are only half doing the job they started by taking the prisoners. It is essential that forward troops be taught to regard prisoners impersonally, and look on them not as hated enemy, but as instruments which, if properly used, can lead directly to the destruction of more of their kind. Experience has proved beyond all doubt that if certain psychological traits in Japanese soldiers are properly exploited, information of the utmost value can be obtained. The extent to which some prisoners will go to assist their captors is amazing - to Australian soldiers who have been taught security consciousness.

Most prisoners will talk freely and truthfully, and many of them will go to the lengths of drawing plans of Japanese dispositions, new weapons, correcting our maps, advising us of Jap tactical weaknesses, and even prompting us on the best tactics to use to capture enemy positions or kill greater number of Japanese.

The factors which produce this co operation by prisoners are many and must be understood if the prisoners are to yield all the information they possess.

When a Japanese recovers from the bewilderment of being taken prisoner two things occur to him.

The first is that he will be killed.

The second is when he is not killed, he believes he is officially dead as far as his homeland is concerned, and faces the problem of making a new start in life, cut off entirely from JAPAN and his friends.

When the prisoner finds his life is spared he considers that a favour has been bestowed on him. However, a Japanese who accepts a favour or gift from another person without repaying it with at least an equal gift, suffers a great loss of "face" -- synonymous for self respect, pride etc -- the preservation of which plays a tremendously important part in the Japanese behaviour. Irked by the obligation he is placed under by the sparing of his life, the need for regaining "face" by discharging the obligation, is a very powerful factor in the prisoner's subsequent behaviour. The only way open to him to repay the obligation is by giving us what we want from him, namely information. The more information he gives, the greater "face" he recovers.

In that way, the first motive for talking is established.

That motive is strengthened by the need the prisoner has for providing his ultimate future. Deeming himself an outcast from his own race without hope of returning to JAPAN after the war, he recognises he must transfer his allegiance to some other country. AUSTRALIA presents itself as a suitable new fatherland, so with the hope of post war settlement in AUSTRALIA, or assistance from AUSTRALIA in settling elsewhere in the PACIFIC, the prisoner will

set out to ingratiate himself with his captors. When the prisoner makes up his mind to talk there are practically no limitations to the information he will reveal. Until recently, Japanese soldiers were taught that surrender was unthinkable, and death by suicide if necessary was the only alternative for those exposed to capture. Therefore, as long as the Japanese High Command would not countenance surrender or capture, they could not logically teach the soldiers what not to say in the event of capture. Though the Japanese High Command is slightly modifying its uncompromising view towards capture, the relaxation has been so slight that it has not influenced the original views of the Japanese on BOUGAINVILLE towards capture.

These traits in Japanese prisoners' thought can only be taken advantage of if :-

(a) The prisoner feels he has a chance to regain "face" with his captors.

(b) He feels there is a chance of post war rehabilitation among white races, or in a white race dominated country.

In treatment of prisoners it is essential to do nothing that will dissipate those hopes.

Bad physical treatment is the quickest way to destroy a prisoner's value. It confirms the propaganda so often dinned into his ears by his officers that white races are barbarians who will unfailingly kill him, possibly after torture. That belief leads to apathy or defiance, lies and often suicide. Mercy and fair treatment on the other hand raise the prestige of whites in Japanese eyes, and with that new estimation of his captors, there follows a desire by the prisoner to re-assert his "face". Hopes of post war rehabilitation will be destroyed if the prisoner is treated as an outcast. They will survive only as long as the prisoner feels he is regarded as a worthy human being, and accorded a measure of dignity and respect.

In the present campaign in BOUGAINVILLE the only prisoners who have lied to interrogators and failed to co-operate have been those who were badly treated by their captors or during transit to an interrogation centre. In one instance the prisoner possessed information of great importance to the Bn which captured him, but that information was not extracted until eight days after capture, when the impressions of ~~his~~ treatment by forward troops had been corrected by several days of considerate treatment in hospital. The prisoner then admitted he had lied during the Bn interrogation because he was convinced by his treatment up to that stage, that he would be killed.

Commanding officers should impress on their men, that apart from humanitarian considerations, calculated good treatment of prisoners will yield valuable dividends, often save the lives of Australians with timely information of enemy whereabouts, and intentions, and will help speed the end of the campaign.

W. H. ... Capt
Adjt 57/60 Aust Inf Bn

26 Mar 45

57/60 AUST INF BN "A" CIRCULAR NO 14/45

SUMMARY 3 AUST DIV INTELLIGENCE INSTRUCTION NO 6

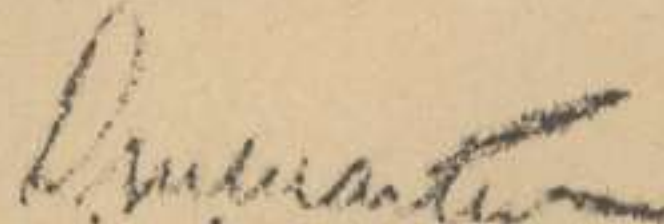
Censorship - Scope of Subjects which may be included in Personal Mail

1. The following principles are set out as a guide to matters which may or may not be included in private mail:-
 - (a) The writer may state that he is in the SOLOMONS IS, but may NOT name the particular Island.
 - (b) Mention may be made that he is living close to the beach, or well into the jungle, and may describe his immediate surroundings i.e. swamps, beaches, tangled under-growth etc. He may NOT disclose the name of any mountain, river, village or any other point. Volcanoes may be mentioned, but not named.
 - (c) The writer may say that he personally has been in action, and may describe an action in which he has taken part only from a purely personal point of view. The writer may NOT disclose the name of any member of his Unit or any other Unit who has been rendered a casualty until one month has elapsed after the casualty was suffered.
 - (d) Experience of enemy shelling may be described, but no mention of any damage or casualties caused. He may mention shelling by our own Arty, but again may make no mention of the type or amount.
 - (e) Enemy gardens, bivouac areas, etc may be described.
 - (f) The writer may say that he has taken part in a patrol, but may not indicate the object of the patrol. He may describe his own living conditions during the patrol.
 - (g) No criticism may be written of condition and quality of warlike stores or munitions.
 - (h) The writer must NOT make any forecast of any future operation, or any reference to any ruses and new weapons employed by our forces. No mention may be made to the presence of tanks and flame-throwers until their employment has been announced in an official communique.
 - (i) No mention may be made of Unit Strengths, or of the provision of reinforcements of any unit.
 - (j) ALWAYS KEEP LETTERS ON A PERSONAL BASIS ! !

As soon as the writer of a letter starts giving general descriptions of incidents he begins to endanger security.

DISTRIBUTION

A Coy	(4)	RMO	
B Coy	(4)	QM	
C Coy	(4)	IO	
D Coy	(4)	Padre	
HQ Coy	(7)	Dental Offr	
CO		War Diary	(2)
2IC		Spares	(4)
Adjt		File	
Aset/Adjt			

 Capt
Adjt 57/60 Aust Inf Bn

10. 2/16 27/3

HQ 57/60 Aust Inf Bn

26 Mar 45

57/60 AUST INF BN "A" CIRCULAR NO 14/45

SUMMARY 3 AUST DIV INTELLIGENCE INSTRUCTION NO 6

Censorship - Scope of Subjects which may be included in Personal Mail

1. The following principles are set out as a guide to matters which may or may not be included in private mail:-

- (a) The writer may state that he is in the SOLOMONS IS, but may NOT name the particular Island.
- (b) Mention may be made that he is living close to the beach, or well into the jungle, and may describe his immediate surroundings i.e. swamps, beaches, tangled under-growth etc. He may NOT disclose the name of any mountain, river, village or any other point. Volcanoes may be mentioned, but not named.
- (c) The writer may say that he personally has been in action, and may describe an action in which he has taken part only from a purely personal point of view. The writer may NOT disclose the name of any member of his Unit or any other Unit who has been rendered a casualty until one month has elapsed after the casualty was suffered.
- (d) Experience of enemy shelling may be described, but no mention of any damage or casualties caused. He may mention shelling by our own Arty, but again may make no mention of the type or amount.
- (e) Enemy gardens, bivouac areas, etc may be described.
- (f) The writer may say that he has taken part in a patrol, but may not indicate the object of the patrol. He may describe his own living conditions during the patrol.
- (g) No criticism may be written of condition and quality of warlike stores or munitions.
- (h) The writer must NOT make any forecast of any future operation, or any reference to any ruses and new weapons employed by our forces. No mention may be made to the presence of tanks and flame-throwers until their employment has been announced in an official communique.
- (i) No mention may be made of Unit Strengths, or of the provision of reinforcements of any unit.
- (j) ALWAYS KEEP LETTERS ON A PERSONAL BASIS !!

As soon as the writer of a letter starts giving general descriptions of incidents he begins to endanger security.

DISTRIBUTION

- A Coy (4) RMO
- B Coy (4) QM
- C Coy (4) IO
- D Coy (4) Padre
- HQ Coy (7) Dental Offr
- CO War Diary (2)
- 2IC Spares (4)
- Adjnt File
- Asst/Adjnt

D. [Signature] Capt
Adjnt 57/60 Aust Inf Bn

RESTRICTED

The information contained in this document is not to be communicated either directly or indirectly to the Press or to any person NOT holding an official position in His Majesty's Service.

HQ 57/60 Aust Inf Bn
29 Mar 45

ROUTINE ORDERS - PART 1BY

Serial No 8

LT-COL P G WEBSTERCOMD57/60 AUST INF BN

Nos 59-64

"c"

59. CENSORSHIP - SCOPE OF SUBJECTS

The following principles are set out as a guide to matters which may or may not be included in private mail :-

- (a) The writer may state that he is in the SOLOMONS IS, but may NOT name the particular Island.
- (b) Mention may be made that he is living close to the beach, or well into the jungle, and may describe his immediate surroundings i.e. swamps, beaches, tangled undergrowth etc. He may NOT disclose the name of any mountain, river, village or any other point. Volcanoes may be mentioned, but not named.
- (c) The writer may say that he personally has been in action, and may describe an action in which he has taken part only from a purely personal point of view. The writer may NOT disclose the name of any member of his unit or any other unit who has been rendered a casualty until one month has elapsed after the casualty was suffered.
- (d) Experience of enemy shelling may be described, but no mention of any damage or casualties caused. He may mention shelling by our own Arty, but again may make no mention of the type or amount.
- (e) Enemy gardens, bivouac areas etc, may be described.
- (f) The writer may say that he has taken part in a patrol, but may not indicate the object of the patrol. He may describe his own living conditions during the patrol.
- (g) No criticism may be written of condition and quality of warlike stores or munitions.
- (h) The writer must NOT make any forecast of any future operation, or any reference to any ruses and new weapons employed by our forces. No mention may be made to the presence of tanks and flame-throwers until their employment has been announced in an official communique.
- (i) No mention may be made of unit strengths, or of the provision of reinforcements of any unit.
- (j) ALWAYS KEEP LETTERS ON A PERSONAL BASIS !!

The above order to be read on coy parades once per week for one month.

60. APPOINTMENTS PROMOTIONS AND REVERSIONS

- (1) ACTING RANK Whenever a member is appointed to acting warrant or non-commissioned rank, then such acting rank will be either confirmed as substantive rank or be terminated not later than three months from the date of appointment.
- (2) RETENTION OF ACTING WARRANT OR NON-COMMISSIONED RANK
- (a) Unless reverted as punishment for an offence, a member holding acting warrant or non-commissioned rank will retain that rank whilst he is -
- (i) posted as missing;
 - (ii) a prisoner of war or, if a protected person, in enemy custody;
 - (iii) under treatment for sickness, wounds or injuries not involving his posting to the X List (special Provisions relating to those wounded in action against the enemy are contained in the provisos to para 11 (a) (iii) of this order);
 - (iv) attending a school or course of instruction as a student;
 - (v) on leave which does not involve posting to the X List.
- (b) A member holding acting warrant or non-commissioned rank may be permitted to retain that rank when -
- (i) marched out of his unit on temporary detachment; or
 - (ii) transferred in his acting rank to another unit in the WE of which a vacancy exists for that rank.
- (c) Except as provided in sub paras (a) and (b) of this paragraph, a member who is holding acting warrant or non-commissioned rank will be reverted to his substantive rank on being marched out of his unit.
- (d) His CO will be responsible for notifying the member and ensuring that the necessary casualty return is submitted and the necessary entry is made in the member's pay book before he is marched out.

(3) AUTOMATIC REVERSION FROM ACTING WARRANT OR NON-COMMISSIONED RANK

- (a) The grant of acting warrant or non-commissioned rank of a lance appointment is subject in all cases to the condition that the holder will be automatically reverted to his substantive rank on the happening of any one of the following events -
- (i) if he is declared an illegal absentee by a court of inquiry held under AMR & O 445 or by an investigating officer appointed under AMR & O 448A - as from the date of the declaration;
 - (ii) if he is sentenced to penal servitude, imprisonment, detention or field punishment by a civil court or court-martial - as from the date of the sentence;
 - (iii) if he is evacuated on medical grounds beyond a field ambulance or camp hospital or retained in a field ambulance or camp hospital for a longer period than seven days - as from the date of evacuation beyond the field ambulance or camp hospital or as from the eighth day in the field ambulance or camp hospital;

provided that a member who is holding acting warrant or non-commissioned rank on the date on which he becomes a battle casualty (i.e. is wounded or injured in consequence of action by or against the enemy) shall retain such acting rank until returned to his former unit or posted to a new unit; and

provided further that, when the member is returned to his former unit or posted to a new unit, he will continue to hold his acting rank if an appropriate vacancy exists within unit WE. In such cases, his acting rank will be confirmed as a substantive rank, or terminated in accordance with para 9 of this order, not later than three months from the date of his return or posting.

61. AUSTRALIAN OFFICERS SHOP

- (1) Except as provided in para 2 of this order, no member will forward to Australia by post or other means, any article purchased from an Australian Officers Shop located outside the mainland of Australia.
- (2) Articles so purchased may be brought personally by the member to the mainland of Australia or be forwarded, in accordance with GRO G85/44 (Organization and Functions of the Military Forwarding Organization), to the mainland of Australia in connection with the members' own movement thereto.

62. AREAS OUT OF BOUNDS

- (a) Areas out of bounds are set out below and laid down by 4 Aust Base Sub Area will apply to members of units under command of 2 Aust Corps except on duty -
 - (i) All US Post Exchanges
 - (ii) All US, RAAF and RNZAF camps and installations except by the direct invitation of a member of those forces. This includes the picture theatres at HQ USAFNORSOLS and COMAIRCENTRE.
 - (iii) All US Salvage Dumps.
 - (iv) ANGAU HQ, Webb Rd, and all native compounds and villages.
 - (v) Hospitals and CCS's (except during authorised visiting hours).
 - (vi) Canteen Bulk Stores.
 - (vii) Airstrips and the administrative offices attached.
 - (viii) The PW cage and its immediate environs.
 - (ix) PURUATA and TOROKINA Islands
 - (x) The area occupied by 6 and 7 Aust Indep Farm Pls.
 - (xi) The Docks Area.
 - (xii) The Docks Transit area.
 - (xiii) MAGINE Islands.
 - (xiv) Such other places as are indicated to be OUT OF BOUNDS by signposts, notices or publication in Routine Orders.
 - (xv) Native villages except for operational reasons or as permitted by ASO 4/43.
- (b) Members of the Women's Services and female representatives of philanthropic organizations having occasion to enter the Docks area for the purpose of boarding water craft **must** be in possession of a Docks Pass for which application will be made to General Staff, HQ 4 Aust Base Sub Area.
- (c) Beach 4, situated immediately East of the Docks area is OUT OF BOUNDS to all female personnel.
- (d) Organized picnic parties may visit MAGINE ISLANDS only with the approval of HQ 2 Aust Corps or HQ 4 Aust Base Sub Area. The discharge of fire arms on these islands is prohibited.
- (e) 2 Aust Corps ROs A43/44, A61/45 and A87/45 are cancelled.

63. PREPARATION OF 36M GRENADE FOR USE.

It has been found that, in tropical areas, the waterproofing composition from around the junction of the striker and the body of the grenade does not set hard and retard the striker. The removal of the composition does materially effect the waterproof properties of the grenade and, therefore, reduce its effective use.

The failure of the grenade is almost invariably caused by moisture entering the grenade and affecting the igniter set. GRO 057/44 sets out that the waterproofing will not be removed from the grenade before use.

Adherence to the instruction will obviate any binds due to ingress of moisture.

64. MAINTENANCE BOMBS PROJECTOR INF TK/A.

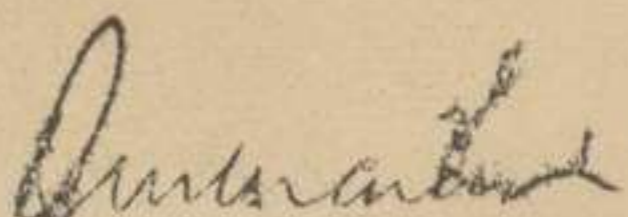
Bombs must be kept dry, whether in storage or in movement along L of C.

Maximum storage temperature permissible is 120° F. Temperature above this point will induce exudation of nitro-glycerine from the bomb.

Bombs should be stored above ground and protected against heat and moisture.

Primary cartridge cannot be changed and if bomb becomes wet the sound may be useless.

The bomb is sensitive to rifle fire and is capable of producing mass detonation.

 Capt
Adjt 57/60 Aust Inf Bn

REPORT ON TRO - WEEK ENDING 25 MAR 451. COURSE OF TRO CARRIED OUT

- (a) Trog during the week was carried out on a big scale but owing to the taking over of patrol responsibility, two coys were utilized and the exercise terminated earlier than was planned.
- (b) PL patrols were substituted for ones in the perimeter in order to give pl cards and pls the opportunity of using the patrol team manning policy.

2. STANDARD OF TRO(a) 1st Coy

- (1) The general standard of trog was good. Coys worked hard and the showed quite an amount of enthusiasm in the exercise in general. Digging was carried out with a will and in spite of several changes in areas the same spirit was carried out with no less enthusiasm. This was promoted by the fact that the were well in the picture at all times.
- (2) B Coy, M Coy and Eac M carried out an occupation of a def post exercise. Trog was good and the got under way carrying PL on the run in reasonable time. The exercise proved of value and many lessons were learnt.

(b) 2nd Coy

Operated efficiently in the field and stores carried by Ordinary Room and Int Sec proved that any situation could have been dealt with.

(c) 3rd Coy

1 PL The standard is very fair. Observation of the work reveals that further trog in establishing a sig office in the field is essential. Bde Sig Schools are proving most beneficial and the standard of trained personnel is becoming more apparent.

2 PL
3 PL Trog of both mortars and MCO's consisted of tactical moving of weapons with ammunition on jeep and trailer and the sitting and digging in for def localities. The mortar pl was greatly hampered in trog due to personnel being constantly absent for sport and entertainment, whilst the MCO pl was handicapped by shortage of MCO's.

4 PL The work carried out was generally good, and the new personnel taken on str of the pl to bring it up to M are doing very well. Trog was interrupted owing to the pl having to supplement carriage of supplies to base camp and road repair work on the Josephine rd.

5 PL Standard of work good. PL was used for the const and protection of BPL in the field until the in exercise terminated and were then employed in const and improvement of the BANA river and Josephine rd.

6 PL B Ech was established at the VIRGINIA River by area and functioned very effectively, rations and cups were broken down and delivered to coys in an efficient manner.

3. STANDARD OF FITNESS

- (a) The standard of fitness continues to be good. There is nothing special to report.

(b) A few personnel who having spent a long period in NEW GUINEA found difficulty in keeping up carrying full marching order plus out tops

4. UNIT CADRE

No unit cadres were conducted. 8 sig personnel attended the Ddo Sig Cadre.

5. UNIT AND DISCUSSIONS

Nil - other than regular discussions before commencement and on completion of exercises. Coys carried out discussions on previous week's 3d firing exercise and top proved particularly interested in having lessons brought out and mistakes pointed out.

6. UNIT INSPECTION

The standard generally is high. Foot inspections were carried out regularly and hot dates arranged for the week-end. However with the long patrols on hand skin complaints have increased slightly.

7. TRAINING SUBJECTS

- (a) The necessity for action when ordered to move - a complete battle drill in unloading and repacking of personal gear and equipment so as to be prepared for move by day or night.
- (b) The absolute necessity of being able to appreciate ground and take up a position in a minimum amount of time.
- (c) Co-ordinating and liaison between coys, in preparation of a def fire plan and the necessity for coy 2 men to have their sketches in to Dtd in time so that the bn master plan may be completed without delay.
- (d) The necessity of speedy digging and digging of weapon pits and crawl trenches to afford cover from fire and view.
- (e) The necessity of detailed planning of 51 and 52 stores so that everything required for battle is at hand without a conglomeration of articles not required in battle.
- (f) Ventage for officers is all important and every effort must be made to see that this coat is thoroughly waterproof. Orderly room and int officers' shelters must prove waterproof for efficient work to be carried out in the field.
- (g) More control is necessary when halted during an adv in order to eliminate bunching and to ensure security from being surprised from the flanks.

8. WEAPONS

- (a) Generally the weapons are in good condition.
- (b) 24 rifles, 1 T/A gun and two mortar base plates are at LAD and are expected to be returned to the unit this week.

9. CLOTHING

The shortage of small sized trousers is still evident and some coys are greatly inconvenienced in this direction. The unit tailor is still working continually, endeavouring to make alterations to larger sized trousers. The light green trousers on issue at present tend to have a very low crotch, and alterations are again necessary in order to eliminate chafing.

10. RECOMMENDATIONS

It is recommended that efforts be made to obtain 4 sec grenades to enable men to practice throwing.

Comd *P. G. Webster* Lt-col
57/60 AVST INF BN
(P G WEBSTER)

HQ 57/60 Aust Inf Bn

27 Mar 45

57/60 AUST INF BN "A" CIRCULAR NO 15/45

TRANSPORT OF RATIONS

BASIC FIGURES FOR CALCULATION OF BOY LOADS

1. GENERAL

- (a) Weights for Boy Loads - Native Carrier - 35 lbs
Army personnel - 30 "
- (b) The figures shown below are calculated for loads for Army personnel.
- (c) No package should be more than a two-boy load.

2. RATIONS

- (a) Average weight of SWPA ration - 5 lbs.
8 FOR constitute one boy-load.
Meat replacement ration weighs 12 oz (average)
i.e. load of 40 tins weighs 30 lbs
- (b) SWPA Ration for 100 men for 1 day

100 by 5 - 500 lbs
- 17 boy loads

- (c) FOR for 100 men for 1 day

100 by 8 - 13 boy loads

Meat replacement for FOR

100 by $\frac{3}{4}$ - 75 lbs
- $2\frac{1}{2}$ boy loads

Total for FOR (incl meat replacement) - $15\frac{1}{2}$ boy loads.

Quarantine Capt
Adjnt 57/60 Aust Inf Bn

DISTRIBUTION

A Coy
B Coy
C Coy
D Coy
HQ Coy
CO
2IC
Adjnt
Asst-Adjnt
QM
TO
IO
War Diary (2)
RSM
File
Spares (2)

War Diary

OUTLINE OF TRAINING

PERIOD 2 - 7 APR 45

HQ 57/60 Aust Inf Bn

30 Mar 45

1. Hereunder is outline of training to be carried out during the above period. Coys will submit detailed syllabi to this HQ by 1800 hrs 31 Mar.

(a) Monday 2 Apr

- A Coy - Duty coy. Remainder of coy individual, sec and weapon trg
- B Coy - Patrolling
- C Coy - Fd firing exercise - pl in attack
- D Coy - Patrolling
- HQ Coy - Sub-unit trg

(b) Tuesday 3 Apr

- A Coy - Fd firing exercise - pl in attack
- B Coy - Patrolling
- C Coy - Duty coy. Remainder of coy individual, sec and weapon trg
- D Coy - Patrolling
- HQ Coy - Mortar shoot - sub-unit trg

(c) Wednesday 4 Apr

- A Coy - Miniature range practices, IMG, OSMG, Pita gun tuition and firing
- B Coy - Patrolling
- C Coy - Relieve D Coy
- D Coy - Returning to camp
- HQ Coy - Duty coy. Individual trg in camp

(d) Thursday 5 Apr

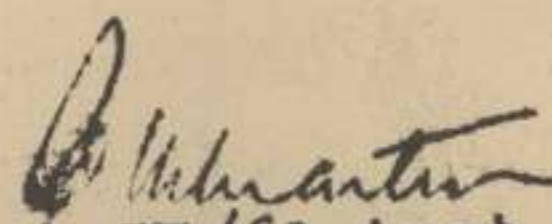
- A Coy - Duty coy. Individual trg in camp. Sec and weapon trg
- B Coy - Patrolling
- C Coy - Miniature range practices, IMG, OSMG, Pita gun tuition and firing
- D Coy - Rest day
- HQ Coy - Tk/A shoot. Sub-unit trg. Pita gun shoot and fd firing

(e) Friday 6 Apr

- A Coy - Miniature range practices, LMG, OSMG, Pita gun tuition and firing. Lecture, med, AES, int, test of coy Fl
- B Coy - Patrolling
- C Coy - Duty coy. Individual trg in camp. Test of Fl and lectures
- D Coy - Miniature range practices, LMG, OSMG, Pita gun tuition and firing
- HQ Coy - MMG shoot. Test of Fl complete and lectures AES, med, int

(f) Saturday 7 Apr

- A Coy } - Adm, kit and skin inspections. Organised
C Coy } sport
D Coy }
HQ Coy }
- B Coy - Patrolling

 Capt
Adjt 57/60 Aust Inf Bn

DISTRIBUTION

A Coy
B Coy
C Coy
D Coy
HQ Coy
15 Aust Inf Bde (AIF)
CO
2IC
Adjt
QM
IO
RMO
Padre
File (2)
War Diary (2)
Spares (4)

FIELD RETURN OF OFFICERS

Army Form W.3008
(Adapted) (Page 1)
(Revised Jan., 1943)

9/45 (Serial No.)

At 0600 Hrs. Saturday 3/3/1945 557/60 Aust Inf Bn (Unit)

W.E. 11 12c 3 OFFRS. 33 O.R's. 769 + OFFRS. 1 O.R's. 32 ATT. BY W.E.

PART A.—POSTED STRENGTH, SURPLUS OR REINFORCEMENTS REQUIRED.

1				2				3				4				5				6				7				8				9				10			
W.E. EXCLUDING ATTACHED.				DETAIL.				ATTACHED ALLOWED BY W.E.																															
Rein'fts Required.	Deficient W.E.	Surplus to W.E.	Posted Strength.					Arm or Corps.	Posted Strength.	Surplus to W.E.	Deficient W.E.	Rein'fts Required.																											
1	1	1	1					AAHC	2	-	-	-																											
2	2	2	2																																				
3	3	3	3																																				
4	4	4	4																																				
5	5	5	5																																				
6	6	6	6																																				
7	7	7	7																																				
8	8	8	8																																				
9	9	9	9																																				
10	10	10	10																																				
				DETAIL	A	A.I.F.	C.M.F.	A.W.A.S.	A.A.N.S.	A.A.M.W.S.	CIVIL.	R.A.N.	R.A.A.F.	**	TOTAL.																								
				A.	25	-	-	-	-	-	-	-	-	-	25																								
				E.(1)																																			
				E.(2)																																			

Analysis of Part A to be shown here by ALL units. Only units notified in para. 10 of instructions for compilation of form will complete Part E(1) & E(2).

* Insert detail of higher ranks as necessary.

** Personnel belonging to a category not provided for in the analysis will be shown in this Col. Particulars will be shown, e.g., 20 U.K. Forces; 10 N.Z. Forces.

PART B.—PARTICULARS OF OFFICERS JOINED OR QUITTED DURING WEEK.

OFFICERS JOINED DURING WEEK

Army No.	Rank.	Name and Initials.	Unit From.	Date.	CAUSE.
042213	Capt	CHALK J A	HQB	35/2/45	Authority - 2 Aust Corp
V102791	Lt	SCOTT P L	6: Aust Bde	20/2/45	DASS 2877 of 20/2/45
			SL Dty		

OFFICERS QUITTED DURING WEEK.

Army No.	Rank.	Name and Initials.	Unit To.	Date.	CAUSE.
V101108	Lt	HINE P B	20 2/L A G B	25/2/45	X Aust. Hospital

PART C.—DESCRIPTION OF OFFICERS WHOSE RETURN TO (Unit) IS PARTICULARLY REQUESTED. / /194

Army No.	Rank.	Name and Initials.	REMARKS (e.g., present whereabouts if known).

PART D.—NOMINAL ROLL OF OFFICERS ON POSTED STRENGTH

At 0600 Hrs. Saturday 3/3/1945 (Total to agree with Columns 4 and 7 of Part A.)

1	2	3	4	5	6	7	8
Substantive Rank and Higher Temporary Rank if Held.	Army Number.	Surname.	Initials.	Posting.	Whether present with Unit (insert Yes or No)	If not present with Unit, state how employed.	Date of Detachment.
Lt-col	V103132	HARRISON	R R	C O	No	Adj Genl 29 Aust Inf Bde	24/2/45
Maj	V1031572	MIT	D D	210	Yes		
"	V1031103	MCALL	V	20 BA	"		
"	V1031556	WILKINSON	V H		No	WILKINSON Officer Gen Dept	25/11/44
Capt	V1031212	WILKINSON	J H		"	Seconded as Instr	
"	V1031073	WILKINSON	B H	43A	Yes		
"	V1031076	WILKINSON	B H	30 A	No	11th Signals School	
"	V1031031	WILKINSON	V A	20 D	Yes		
"	V1031013	WILKINSON	J A		No	NOT joined unit	
Lt	V1031075	WILKINSON	V H	2 20 A	Yes		
"	V1031109	WILKINSON	V W	20 C	"		
"	V1031108	WILKINSON	P B	2 20 B	No	Hospital - X List	25/2/45
(2/Capt)	V1031107	WILKINSON	D L	21	Yes		
"	V1031104	WILKINSON	P J	10 21	"		
"	V1031105	WILKINSON	A J	2 20 C	"		
"	V1031025	WILKINSON	R B	Asst/Asst	"		
"	V1031013	WILKINSON	D J	12 21	"		
"	V1031000	WILKINSON	L D		No	11th Junior Staff School - X List	7/11/44
"	V1031071	WILKINSON	V B	2 21	Yes		
"	V1031112	WILKINSON	G H	20	"		
"	V1031000	WILKINSON	R W	1 21	"		
"	V1031000	WILKINSON	A P	1 0	"		
"	V1031791	WILKINSON	P L		No	NOT joined unit	
"	V1031232	WILKINSON	G	16 21	"	11th School of VI -	
"	V1031736	WILKINSON	J		"	Hospital - X List	10/12/44
"	V1031773	WILKINSON	V W	8 21	Yes		
"	V1031314	WILKINSON	R O	17 21	"		
"	V1031167	WILKINSON	A B	14 A	No	11th Sig School - X List	1/12/44
"	V1031090	WILKINSON	H O	11 21	"		
"	V1031700	WILKINSON	H S	15 21	Yes		
"	V1031112	WILKINSON	S P	9 21	"		
"	V1031731	WILKINSON	G J	13 21	"		
"	V1031013	WILKINSON	J B	7 21	"		
"	V1031013	WILKINSON	R O	4 21	"		
"	V1031013	WILKINSON	L H	3 21	"		
Capt	V1031002	WILKINSON	J B	210	"		

PART E.—NOMINAL ROLL OF OFFICERS ATTACHED FROM OTHER UNITS.

Substantive Rank and Higher Temporary Rank, if Held.	Army Number.	Name and Initials.	Unit.	Date of Attachment.	Nature of Attachment.
Chaplain	V1031012	WILKINSON V P	15 Aust Inf Bde	6/10/44	Rede
Capt	V10319733	WILKINSON G J	15 Aust Inf Bde	5/1/45	

Date of Despatch

Signature of Commander

DETAIL OF ATTACHED

DETAIL OF NCOs

TRADE	WE	PS	SURP	DEF	TRADE	Rank	WE	PS	SURP	DEF	
AAMC					Intel Duties	Sjt	1	1	-	-	
Chiropodist	1	1	-	-	"	Cpl	2	1	-	1NR	
Hyg Insp	1	1	-	-	Signallers	Cpl	4	2	-	2NR	
Med Ord	2	1	-	1NR	Clerks	Sjt	2	2	-	-	
					"	Cpl	6	6	-	-	
AAOC					Tailor	Sjt	1	-	-	1NR	
Shoemaker	1	1	-	-	"	Cpl	1	1	-	-	
					Tech Storemen	Sjt	1	1	-	-	
AAPS					IMG & Riflemen	Cpl	36	31	0	5NR	
Postal Duties	1	1	-	-	MMG Nos	Cpl	2	2	-	-	
					MOR Nos	Cpl	5	5	-	-	
AAPC					Pioneers	Cpl	4	3	-	1NR	
Pay Clerk	2	1	-	1NR	Provost	Sjt	1	1	-	-	
					Stretcher Bearer	Sjt	1	1	-	-	
AACC					"	Cpl	2	2	-	-	
Caterer	1	-	-	1NR	Tk/A Gun Nos	Cpl	4	3	-	1NR	
Cooks	23	21	-	2NR	R S M	WO1	1	1	-	-	
					RQMS	WO2	1	1	-	-	
					CSM's	WO2	5	5	-	-	
	32	27	-	5	CQMS	s/sjt	5	4	-	1NR	
					Drivers MT	Cpl	1	1	-	-	
					Sjts Pl	Sjt	25	20	-	5NR	
<u>ATTACHED</u>											
AAMC											
					Chiropodist	Cpl	1	1	-	-	
					Hyg Insp	Sjt	1	1	-	-	
					Med Ord	Sjt	1	1	-	-	
AAOC											
					Shoemaker	Cpl	1	1	-	-	
AAPS											
					Postal Duties	Sjt	1	1	-	-	
AAPC											
					Pay Clerk	Sjt	1	1	-	-	
					"	Cpl	1	-	-	1NR	
AACC											
					Caterer	WO2	1	-	-	1NR	
					Cooks	Sjt	5	2	-	3NR	
					"	Cpl	5	5	-	-	
							129	107	-	22	

§ Hyg Cpl carrying out the duties of Hyg Sjt.

PART E. Detail of Present Strength and Reinforcements required as shown in Part A of Army Form W.3009 at 0600 Hours Saturday 3 / 3 / 1945 .

Details of Tradesmen. GROUP I.	W.E.	Posted Strength.	Reints. Required.	Details of Tradesmen. GROUP I. (cont.)	W.E.	Posted Strength.	Reints. Required.	Details of Tradesmen. GROUP II. (cont.)	W.E.	Posted Strength.	Reints. Required.	Details of Tradesmen. GROUP III. (cont.)	W.E.	Posted Strength.	Reints. Required.
Ammunition Examiners				Surveyors, Engineering				Operating Room Assts.				G.P.O. Assistants			
Armament Artificer Fitter				Surveyors, E.A.A.				Operator, Keyboard				Hammermen			
Armament Artificer Fitter (Electrical)				Surveyors, Topographical				Operator, Line				Leather Stitchers			
Armament Artificer Fitter (M.V.)				Surveyors, Trigonometrical				Operator, Signal				Orderlies, Nursing			
Armament Artificer Fitter (A.F.V.)				Toolmakers				Operator, Switchboard				Orderlies, Nursing Mental			
Armament Artificer Instrument				Turners				Operator, Wireless				Plate Layers			
Armament Artificer Radio				Watchmakers				Opticians				Rangetakers	4	2	3
Armament Artificer Signals				Welders				Painters				Riveters			
Armament Artificer Wireless								Panel Beaters				Roughriders			
Artificer, Artillery								Photographer, Dry Plate				Saddlers			
Artificer, Engine								Predictor Numbers				Saddletree makers			
Blacksmiths	1	-	100					Printers				Shoemaker and Boot Repairer			
Bricklayers								Radiographers				Stevedores			
Computers								Riggers				Stokers, Staty. Engine			
Cooks, Hospital				GROUP II.				Sawyers				Storemen, Technical	4	3	100
Coppersmiths				Armourers				Signallers	26	29	100	Tailors	2	1	100
Dispensers				Axemen				Signwriters				Textile Refitters			
Draughtsmen				Bakers				Telescope Identfn. Numbers				Tinsmiths			
Draughtsmen (Architectural)				Bty. Comd's. Asst.				Well Borers				Vulcanizers			
Draughtsmen (Engineering)				Boilermakers				Wheelers				Wagon Erectors			
Draughtsmen (Mechanical)				Carpenters	6	4	100	Winchman				Whitesmiths			
Draughtsmen (Topographical)				Carpenters and Joiners				Wireman							
Electricians				Cooks				Woodturners							
Electricians (M.V.)				Dental Mechanics											
Electricians (Signals)				Driver-Mech. (Eng. and Med.)											
Fitters				Driver-Operator											
Fitters (Cycle)				Drainers											
Fitters (Electrical)				Electricians											
Fitters (Gun)				Electricians (Engineers)											
Fitters (Instrument)				Fire Control Operators											
Fitters (M.V.)				Gun Operator				GROUP III.				DETAILS OF NON-TRADESMEN.			
Fitters, Railway Signal				Hatchman				Battery Surveyors							
Fitters, Signals				Height Taker				Butchers	1	3					
Grinder, Precision				Helio Operator				Clerks	12	12					
Mechanics, Instrument				Instrument Operator				Clerks, Supply							
Mechanics, Instrument (Signals)				Intelligence Duties	10	9	100	Clerks, Technical							
Mechanics, Instrument (Surgical)				Joiners				Coach Trimmers							
Mechanics, Radio				Joiners				Concretors							
Mechanics, Typewriter				Lineman				Cooks							
Mechanics, Wireless				Lineman, Signals				Dental Clerk Orderlies							
Millwrights				Lithographers				Despatch Riders							
Operators, Excavator				Machinists, Metal				Draughtsmen, Signals							
Pattern Maker				Machinists, Wood				Drivers, H.T.		1					
Pharmacist				Masons				Driver Mechanics		2					
Photographer, Wet Plate				Masseurs				Driver Tptn. Plant							
Photowriter				Mechanics, M.T.				Engine Hands, I.C.							
Plumber				Miners				Equipment Repairers	1	1					
Saw Doctors				Moulders				Farrriers							
Surveyors				Nurses, Trained				Fitters' Mates							
				Observation Post Assts.				Gun Layers							
CARRIED FORWARD	3	-	-	CARRIED FORWARD	17	13	-	CARRIED FORWARD	57	52	-	Totals of columns marked * to agree with columns 4 and 7, and 1 and 10 of Part A. respectively.	1001	722	*79

NOTES.—(a) If rank other than private is involved give details on back.
 (b) Authorised trades or specialists not included in list will be added as required in spaces provided.
 (c) Where A.W.A.S. and/or A.A.M.W.S. personnel are desired show details on back.
 (d) Where replacement not desired note accordingly on return by insertion of N.R. in col. "Reints. Required."
 (e) Where any request or notation is made on back of form, the words "See Back" should be written in one of the blank spaces on this page.

Date of Despatch

Signature of Commander

FIELD RETURN OF OFFICERS

Army Form W.3008
(Adapted) (Page 1)
(Revised Jan., 1943)

At 0600 Hrs. Saturday 20/3/1945 57/60 (Unit)

W.E. 22 / 20 / 3 OFFRS. 33 O.R's. 760 + OFFRS. 1 O.R's. 32 ATT. BY W.E.

20 / 45 (Serial No.)

PART A.—POSTED STRENGTH, SURPLUS OR REINFORCEMENTS REQUIRED.

W.E. EXCLUDING ATTACHED.				DETAIL.	ATTACHED ALLOWED BY W.E.									
1	2	3	4	5	6	7	8	9	10					
Rein'fts Required.	Deficient W.E.	Surplus to W.E.	Posted Strength.	DETAIL.	Arm or Corps.	Posted Strength.	Surplus to W.E.	Deficient W.E.	Rein'fts Required.					
2	2	-	2	*										
6	6	-	6	Lieut.-Colonels										
1	1	-	1	Majors										
1	1	-	1	Captains	A.A.H.C.	2	-	-	-					
1	1	-	1	Lieutenants										
1	1	-	1	Quarter-masters										
1	1	-	1	A.A.N.S. and A.A.M.W.S. Offrs.										
1	1	-	1	Civilians Counting as Offrs.										
8	8	-	8			3	-	-	-					
				DETAIL	A.I.F.	C.M.F.	A.W.A.S.	A.A.N.S.	A.A.M.W.S.	CIVIL.	R.A.N.	R.A.A.F.	**	TOTAL.
				A.	26									26
				E.(1)										
				E.(2)										

Analysis of Part A to be shown here by ALL units. Only units notified in para. 10 of instructions for compilation of form will complete Part E(1) & E(2).

* Insert detail of higher ranks as necessary.
** Personnel belonging to a category not provided for in the analysis will be shown in this Col. Particulars will be shown, e.g., 20 U.K. Forces; 10 N.Z. Forces.

PART B.—PARTICULARS OF OFFICERS JOINED OR QUITTED DURING WEEK.

OFFICERS JOINED DURING WEEK

Army No.	Rank.	Name and Initials.	Unit From.	Date.	CAUSE.
V101203	10	BANK P.B.	From 53 Dof 130	6/3/45	En Eng 130 - 1 130
			Dof 130		
			SUBORD		

OFFICERS QUITTED DURING WEEK.

Army No.	Rank.	Name and Initials.	Unit To.	Date.	CAUSE.

PART C.—DESCRIPTION OF OFFICERS WHOSE RETURN TO.....(Unit) IS PARTICULARLY REQUESTED. / / 194.....

Army No.	Rank.	Name and Initials.	REMARKS (e.g., present whereabouts if known).

FIELD RETURN OF OTHER RANKS

At 0600 Hrs. Saturday 30 3 / 5 57/60 /194 (Unit)

W.E. 11 12e 3 OFFRS. 33 O.R.'s 769 + OFFRS. 1 O.R.'s 30 ATT. BY W.E.

Part A. Posted Strength, Surplus or Reinforcements Required.

Table with 10 columns: 1. W.E. EXCLUDING ATTACHED, 2. W.Os. Class I, 3. W.Os. Class II, 4. Squadron or Company Quartermaster Sgts, 5. Staff Sergeants, 6. Sergeants, 7. Corporals, 8. Troopers, Privates, etc., 9. Civilians counting as O.R., 10. Totals of cols. marked * should agree with details shown in Part E on Page 2.

Analysis of Part A to be shown here by ALL units. Only units notified in para. 7 of instructions for compilation of this return will complete analysis of Part B(1) and B(2).

** Personnel belonging to a category not provided for in the analysis will be shown in this Col. Particulars will be shown, e.g., 20 U.K. Forces, 10 N.Z. Forces.

Summary table with columns: Detail, A.I.F., C.M.F. (Under 19 Years, 19 Years and over), A.W.A.S., A.A.M.W.S., CIVIL, R.A.N., R.A.A.F., ** , TOTAL.

Part B. Other Ranks Attached from Other Units.

Part C. Other Ranks Included in Part A Detached to Other Units.

Two tables side-by-side. Part B: Number of O.Rs., Unit to which they belong. Part C: Number of O.Rs., Unit to which detached.

Part D. Description of Other Ranks Whose Return To (Unit) is Particularly Requested. / /194

Table with 4 columns: Army No, Rank, Name and Initials, REMARKS (e.g., present whereabouts if known).

FIELD RETURN OF OTHER RANKS

TRADE	WE	PS	SURP	DEF	TRADE	RANK	WE	PS	SURP	Def
AAMC										
Chiropodist	1	1	-	-	Intel Duties	Sjt	1	1	-	-
Hyg Insp	1	1	-	-	" "	Cpl	2	1	-	1NR
Med Ord	2	1	-	1NR	Signallers	Cpl	4	2	-	2NR
					Clerks	Sjt	2	2	-	-
					"	Cpl	6	6	-	-
AAOC										
Shoemaker	1	1	-	-	Tailor	Sjt	1	-	-	1NR
					"	Cpl	1	1	-	-
AAPS										
Postal Duties	1	1	-	-	Tech Storemen	Sjt	1	1	-	-
					LMG & Riflemen	Cpl	36	32	-	4NR
					MMG Nos	Cpl	2	2	-	-
					Mor Nos	Cpl	5	5	-	-
AAPC										
Pay Clerk	2	1	-	1	Pioneers	Cpl	4	4	-	-
					Provost	Sjt	1	1	-	-
AACC										
Caterer	1	-	-	1NR	Stretchers B	Sjt	1	1	-	-
Cooks	23	23	-	-	"	Cpl	2	2	-	-
					Tk/A Gun Nos	Cpl	4	3	-	1NR
					RSM	WO1	1	1	-	-
					RQMS	WO2	1	1	-	-
	32	29	-	3	CSM's	WO2	5	5	-	-
					CQMS	S/Sjt	5	4	-	1NR
					Drivers MT	Cpl	1	1	-	-
					Sjts Pl	Sjt	25	20	-	5NR

Attached

TRADE	WE	PS	SURP	DEF	TRADE	RANK	WE	PS	SURP	Def
AAMC										
Chiropodist	1	1	-	-	Chiropodist	Cpl	1	1	-	-
Hyg Insp	1	1	-	-	Hyg Insp	Sjt	1	1	-	-
Med Ord	1	1	-	-	Med Ord	Sjt	1	1	-	-
AAOC										
Shoemaker	1	1	-	-	Shoemaker	Cpl	1	1	-	-
AAPS										
Postal Duties	1	1	-	-	Postal Duties	Sjt	1	1	-	-
AAPC										
Pay Clerk	1	1	-	-	Pay Clerk	Sjt	1	1	-	-
" "	1	-	-	1	" "	Cpl	1	-	-	1
AACC										
Caterer	1	-	-	1NR	Caterer	WO2	1	-	-	1NR
Cooks	5	2	-	3NR	Cooks	Sjt	5	2	-	3NR
"	5	5	0	0	"	Cpl	5	5	0	0
	129	109	-	20						

Hyg Cpl carrying out the duties of Hyg Sjt - promotion submitted to higher authority for approval.

PART E. Detail of Present Strength and Reinforcements required as shown in Part A of Army Form W.3009 at 0600 Hours Saturday 20 / 3 / 1945 .

Table with columns for Details of Tradesmen (GROUP I, II, III), W.E., Posted Strength, and Reints. Required. Includes rows for various trades like Ammunition Examiners, Surveyors, Operating Room Assts., G.P.O. Assistants, etc.

NOTES.—(a) If rank other than private is involved give details on back. (b) Authorised trades or specialists not included in list will be added as required in spaces provided. (c) Where A.W.A.S. and/or A.A.M.W.S. personnel are desired show details on back. (d) Where replacement not desired note accordingly on return by insertion of N.R. in col. "Reints. Required." (e) Where any request or notation is made on back of form, the words "See Back" should be written in one of the blank spaces on this page.

Date of Despatch

Signature of Commander

FIELD RETURN OF OFFICERS

12 / 15 (Serial No.)

At 0600 Hrs. Saturday 37 3 / 1945 57/60 (Unit)

W.E. 33 OFFRS. 760 O.R.'s + OFFRS. 1 O.R.'s ATT. BY W.E.

PART A.—POSTED STRENGTH, SURPLUS OR REINFORCEMENTS REQUIRED.

W.E. EXCLUDING ATTACHED.				DETAIL.	ATTACHED ALLOWED BY W.E.												
1	2	3	4		5	6	7	8	9	10							
Rein'ts Required.	Deficient W.E.	Surplus to W.E.	Posted Strength.	Lieut.-Colonels Majors Captains Lieutenants Quarter-masters A.A.N.S. and A.A.M.W.S. Offrs. Civilians Counting as Offrs.	Arm or Corps.	Posted Strength.	Surplus to W.E.	Deficient W.E.	Rein'ts Required.								
6	6	2	3	*	AAHO	1	-	-	-								
				DETAIL	A.I.F.	C.M.F.	A.W.A.S.	A.A.N.S.	A.A.M.W.S.	CIVIL.	R.A.N.	R.A.A.F.	**	TOTAL.			
Analysis of Part A to be shown here by ALL units. Only units notified in para. 10 of instructions for compilation of form will complete Part E(1) & E(2).				A.	-	-	-	-	-	-	-	-	-	30			
				E.(1)													
				E.(2)													

* Insert detail of higher ranks as necessary.
** Personnel belonging to a category not provided for in the analysis will be shown in this Col. Particulars will be shown, e.g., 20 U.K. Forces; 10 N.Z. Forces.

PART B.—PARTICULARS OF OFFICERS JOINED OR QUITTED DURING WEEK.

OFFICERS JOINED DURING WEEK

Army No.	Rank.	Name and Initials.	Unit From.	Date.	CAUSE.
W1266	2d Col	WILSON P G O	2d Col	23/3/45	to comd (2d Aust Corps) in (32 of 21 Mar 45)
W121076	Capt	DIE R B	7th Bde	25/3/45	on 2nd Aust Corps
W1202791	Lt	SMITH F L	6th Aust Bde	25/3/45	2 Aust Corps in 1077 of 20 Feb 45
W122232	"	WILSON G	7th Bde	25/3/45	on 2nd Aust Corps

OFFICERS QUITTED DURING WEEK.

Army No.	Rank.	Name and Initials.	Unit To.	Date.	CAUSE.
		DIE			

PART C.—DESCRIPTION OF OFFICERS WHOSE RETURN TO (Unit) IS PARTICULARLY REQUESTED. /194

Army No.	Rank.	Name and Initials.	REMARKS (e.g., present whereabouts if known).
		DIE	

57/60 Unit

(Serial No.)

PART D.—NOMINAL ROLL OF OFFICERS ON POSTED STRENGTH

At 0600 Hrs. Saturday 27/3/194. (Total to agree with Columns 4 and 7 of Part A.)

1	2	3	4	5	6	7	8
Substantive Rank and Higher Temporary Rank if Held.	Army Number.	Surname.	Initials.	Posting.	Whether present with Unit (insert Yes or No)	If not present with Unit, state how employed.	Date of Detachment.
2d Lt	1300152	HARRISON	H H		NO	Adj Cond 20 Det (Awaiting move to area)	25/2/45
1st Lt	1300172	WATSON	W W	2 20	YES		
1st Lt	1300155	WATSON	W W	00 10	NO		
Capt	1300142	HARRISON	H H		NO	Recorded as Engin	25/2/45
1st Lt	1300175	HARRISON	H H	14 18	YES		
1st Lt	1300176	POW	P P	00 A	NO		
1st Lt	1300177	POW	P P	00 D	NO		
1st Lt	1300178	POW	P P	00 B	NO		
1st Lt	1300179	POW	P P	15 21	YES		
1st Lt	1300180	POW	P P	00 G	NO		
1st Lt	1300181	POW	P P	00 H	NO		
2d Lt	1300182	POW	P P	00 I	NO		
2d Lt	1300183	POW	P P	00 J	NO		
2d Lt	1300184	POW	P P	00 K	NO		
2d Lt	1300185	POW	P P	00 L	NO		
2d Lt	1300186	POW	P P	00 M	NO		
2d Lt	1300187	POW	P P	00 N	NO		
2d Lt	1300188	POW	P P	00 O	NO		
2d Lt	1300189	POW	P P	00 P	NO		
2d Lt	1300190	POW	P P	00 Q	NO		
2d Lt	1300191	POW	P P	00 R	NO		
2d Lt	1300192	POW	P P	00 S	NO		
2d Lt	1300193	POW	P P	00 T	NO		
2d Lt	1300194	POW	P P	00 U	NO		
2d Lt	1300195	POW	P P	00 V	NO		
2d Lt	1300196	POW	P P	00 W	NO		
2d Lt	1300197	POW	P P	00 X	NO		
2d Lt	1300198	POW	P P	00 Y	NO		
2d Lt	1300199	POW	P P	00 Z	NO		
Capt	1300192	HARRISON	H H	11 10	NO		

PART E.—NOMINAL ROLL OF OFFICERS ATTACHED FROM OTHER UNITS.

Substantive Rank and Higher Temporary Rank, if Held.	Army Number.	Name and Initials.	Unit.	Date of Attachment.	Nature of Attachment.
Capt	1300173	HARRISON H H	63 Aust Dental Unit	5/2/45	
Chaplain	130012	HARRISON V P	15 Aust Inf Bde	6/20/44	
2d Lt	1300155	HARRISON H H	" "	22/2/45	

Date of Despatch

Signature of Commander

REPORT ON THE RANKS OF OTHER RANKS

UNIT (Unit) ...
ATTACHED ALLOWED BY W.E.

Rank	Number	Part A	Part B	Part C	Part D	Part E	Part F	Part G	Part H	Part I	Part J	Part K	Part L	Part M	Part N	Part O	Part P	Part Q	Part R	Part S	Part T	Part U	Part V	Part W	Part X	Part Y	Part Z
Private	1																										
Private	1																										
Private	1																										
Private	1																										
Private	1																										
Private	1																										
Private	1																										
Private	1																										
Private	1																										
Private	1																										
Private	1																										
Private	1																										
Private	1																										
Private	1																										
Private	1																										
Private	1																										
Private	1																										
Private	1																										
Private	1																										
Private	1																										
Private	1																										
Private	1																										
Private	1																										
Private	1																										
Private	1																										
Private	1																										
Private	1																										
Private	1																										
Private	1																										
Private	1																										
Private	1																										
Private	1																										
Private	1																										
Private	1																										
Private	1																										
Private	1																										
Private	1																										
Private	1																										
Private	1																										
Private	1																										
Private	1																										
Private	1																										
Private	1																										
Private	1																										
Private	1																										
Private	1																										
Private	1																										
Private	1																										
Private	1																										
Private	1																										
Private	1																										
Private	1																										
Private	1																										
Private	1																										
Private	1																										
Private	1																										
Private	1																										
Private	1																										
Private	1																										
Private	1																										
Private	1																										
Private	1																										
Private	1																										
Private	1																										
Private	1																										
Private	1																										
Private	1																										
Private	1																										
Private	1																										
Private	1																										
Private	1																										
Private	1																										
Private	1																										
Private	1																										
Private	1																										
Private	1																										
Private	1																										
Private	1																										
Private	1																										
Private	1																										

PART E. Detail of Present Strength and Reinforcements required as shown in Part A of Army Form W.3009 at 0600 Hours Saturday 17/3/1943

Table with columns for Details of Tradesmen (GROUP I, II, III), W.E., Posted Strength, and Reints. Required. Includes rows for various trades like Ammunition Examiners, Surveyors, Operating Room Assts, etc.

NOTES.—(a) If rank other than private is involved give details on back. (b) Authorised trades or specialists not included in list will be added as required in spaces provided. (c) Where A.W.A.S. and/or A.A.M.W.S. personnel are desired show details on back. (d) Where replacement not desired note accordingly on return by insertion of N.R. in col. "Reints. Required." (e) Where any request or notation is made on back of form, the words "See Back" should be written in one of the blank spaces on this page.

Date of Despatch

Signature of Commanding Officer Lt-col Aust Inf Bn

FIELD RETURN OF OFFICERS

Army Form W.3008
(Adapted) (Page 1)
(Revised Jan., 1943)

At 0600 Hrs. Saturday 31 3 5 57/60 / 194 (Unit) 1343 (Serial No.)

W.E. 22 220 3 OFFRS. 33 O.R's. 760 + OFFRS. 1 O.R's. 32 ATT. BY W.E.

PART A.—POSTED STRENGTH, SURPLUS OR REINFORCEMENTS REQUIRED.

W.E. EXCLUDING ATTACHED.				DETAIL.	ATTACHED ALLOWED BY W.E.									
1	2	3	4		5	6	7	8	9	10				
Rein'ts Required.	Deficient W.E.	Surplus to W.E.	Posted Strength.		Arm or Corps.	Posted Strength.	Surplus to W.E.	Deficient W.E.	Rein'ts Required.					
4	4	5	34	* * Lieut.-Colonels Majors Captains Lieutenants Quarter-masters A.A.N.S. and A.A.M.W.S. Offrs. Civilians Counting as Offrs.	A A E C	1	-	-	-					
				DETAIL	A.I.F.	C.M.F.	A.W.A.S.	A.A.N.S.	A.A.M.W.S.	CIVIL.	R.A.N.	R.A.A.F.	**	TOTAL.
				A.	35	-	-	-	-	-	-	-	-	35
				E.(1)										
				E.(2)										

Analysis of Part A to be shown here by ALL units. Only units notified in para. 10 of instructions for compilation of form will complete Part E(1) & E(2).

* Insert detail of higher ranks as necessary.
** Personnel belonging to a category not provided for in the analysis will be shown in this Col. Particulars will be shown, e.g., 20 U.K. Forces; 10 N.Z. Forces.

PART B.—PARTICULARS OF OFFICERS JOINED OR QUITTED DURING WEEK.

OFFICERS JOINED DURING WEEK

Army No.	Rank.	Name and Initials.	Unit From.	Date.	CAUSE.
131068	Capt	INDSON J D	2nd Lt	21/3/45	Discharged
13108720	Lt	REYNOLDS G P	2nd Lt	21/3/45	Discharged
1310502	Lt	SANDERS H J	2nd Lt	21/3/45	Discharged
13189002	Lt	LEWIS D V	2nd Lt	21/3/45	Discharged
13122370	Lt	LEWIS L O	2nd Lt	21/3/45	Discharged
1317473	Lt	LEWIS H A	2nd Lt	21/3/45	Discharged

OFFICERS QUITTED DURING WEEK.

Army No.	Rank.	Name and Initials.	Unit To.	Date.	CAUSE.
13108132	Lt-Col	INDSON B E	2nd Lt	21/3/45	Discharged

PART C.—DESCRIPTION OF OFFICERS WHOSE RETURN TO (Unit) IS PARTICULARLY REQUESTED. / /194

Army No.	Rank.	Name and Initials.	REMARKS (e.g., present whereabouts if known).

PART D.—NOMINAL ROLL OF OFFICERS ON POSTED STRENGTH

At 0600 Hrs. Saturday 31/3/194. (Total to agree with Columns 4 and 7 of Part A.)

1	2	3	4	5	6	7	8
Substantive Rank and Higher Temporary Rank if Held.	Army Number.	Surname.	Initials.	Posting.	Whether present with Unit (insert Yes or No)	If not present with Unit, state how employed.	Date of Detachment.
1st Col.	12345	SMITH	J H	1st Lt	Yes		
1st Lt	12346	JONES	A B	2nd Lt	Yes		
1st Lt	12347	DOE	C D	2nd Lt	Yes		
1st Lt	12348	BROWN	E F	2nd Lt	Yes		
1st Lt	12349	GREEN	G H	2nd Lt	Yes		
1st Lt	12350	WHITE	I J	2nd Lt	Yes		
1st Lt	12351	BLACK	K L	2nd Lt	Yes		
1st Lt	12352	GRAY	M N	2nd Lt	Yes		
1st Lt	12353	RED	O P	2nd Lt	Yes		
1st Lt	12354	BLUE	Q R	2nd Lt	Yes		
1st Lt	12355	PURPLE	S T	2nd Lt	Yes		
1st Lt	12356	PINK	U V	2nd Lt	Yes		
1st Lt	12357	BROWN	W X	2nd Lt	Yes		
1st Lt	12358	GREEN	Y Z	2nd Lt	Yes		
1st Lt	12359	WHITE	AA	2nd Lt	Yes		
1st Lt	12360	BLACK	AB	2nd Lt	Yes		
1st Lt	12361	GRAY	AC	2nd Lt	Yes		
1st Lt	12362	RED	AD	2nd Lt	Yes		
1st Lt	12363	BLUE	AE	2nd Lt	Yes		
1st Lt	12364	PURPLE	AF	2nd Lt	Yes		
1st Lt	12365	PINK	AG	2nd Lt	Yes		
1st Lt	12366	BROWN	AH	2nd Lt	Yes		
1st Lt	12367	GREEN	AI	2nd Lt	Yes		
1st Lt	12368	WHITE	AJ	2nd Lt	Yes		
1st Lt	12369	BLACK	AK	2nd Lt	Yes		
1st Lt	12370	GRAY	AL	2nd Lt	Yes		
1st Lt	12371	RED	AM	2nd Lt	Yes		
1st Lt	12372	BLUE	AN	2nd Lt	Yes		
1st Lt	12373	PURPLE	AO	2nd Lt	Yes		
1st Lt	12374	PINK	AP	2nd Lt	Yes		
1st Lt	12375	BROWN	AQ	2nd Lt	Yes		
1st Lt	12376	GREEN	AR	2nd Lt	Yes		
1st Lt	12377	WHITE	AS	2nd Lt	Yes		
1st Lt	12378	BLACK	AT	2nd Lt	Yes		
1st Lt	12379	GRAY	AU	2nd Lt	Yes		
1st Lt	12380	RED	AV	2nd Lt	Yes		
1st Lt	12381	BLUE	AW	2nd Lt	Yes		
1st Lt	12382	PURPLE	AX	2nd Lt	Yes		
1st Lt	12383	PINK	AY	2nd Lt	Yes		
1st Lt	12384	BROWN	AZ	2nd Lt	Yes		
1st Lt	12385	GREEN	BA	2nd Lt	Yes		
1st Lt	12386	WHITE	BB	2nd Lt	Yes		
1st Lt	12387	BLACK	BC	2nd Lt	Yes		
1st Lt	12388	GRAY	BD	2nd Lt	Yes		
1st Lt	12389	RED	BE	2nd Lt	Yes		
1st Lt	12390	BLUE	BF	2nd Lt	Yes		
1st Lt	12391	PURPLE	BG	2nd Lt	Yes		
1st Lt	12392	PINK	BH	2nd Lt	Yes		
1st Lt	12393	BROWN	BI	2nd Lt	Yes		
1st Lt	12394	GREEN	BJ	2nd Lt	Yes		
1st Lt	12395	WHITE	BK	2nd Lt	Yes		
1st Lt	12396	BLACK	BL	2nd Lt	Yes		
1st Lt	12397	GRAY	BM	2nd Lt	Yes		
1st Lt	12398	RED	BN	2nd Lt	Yes		
1st Lt	12399	BLUE	BO	2nd Lt	Yes		
1st Lt	12400	PURPLE	BP	2nd Lt	Yes		
1st Lt	12401	PINK	BQ	2nd Lt	Yes		
1st Lt	12402	BROWN	BR	2nd Lt	Yes		
1st Lt	12403	GREEN	BS	2nd Lt	Yes		
1st Lt	12404	WHITE	BT	2nd Lt	Yes		
1st Lt	12405	BLACK	BU	2nd Lt	Yes		
1st Lt	12406	GRAY	BV	2nd Lt	Yes		
1st Lt	12407	RED	BW	2nd Lt	Yes		
1st Lt	12408	BLUE	BX	2nd Lt	Yes		
1st Lt	12409	PURPLE	BY	2nd Lt	Yes		
1st Lt	12410	PINK	BZ	2nd Lt	Yes		
1st Lt	12411	BROWN	CA	2nd Lt	Yes		
1st Lt	12412	GREEN	CB	2nd Lt	Yes		
1st Lt	12413	WHITE	CC	2nd Lt	Yes		
1st Lt	12414	BLACK	CD	2nd Lt	Yes		
1st Lt	12415	GRAY	CE	2nd Lt	Yes		
1st Lt	12416	RED	CF	2nd Lt	Yes		
1st Lt	12417	BLUE	CG	2nd Lt	Yes		
1st Lt	12418	PURPLE	CH	2nd Lt	Yes		
1st Lt	12419	PINK	CI	2nd Lt	Yes		
1st Lt	12420	BROWN	CJ	2nd Lt	Yes		
1st Lt	12421	GREEN	CK	2nd Lt	Yes		
1st Lt	12422	WHITE	CL	2nd Lt	Yes		
1st Lt	12423	BLACK	CM	2nd Lt	Yes		
1st Lt	12424	GRAY	CN	2nd Lt	Yes		
1st Lt	12425	RED	CO	2nd Lt	Yes		
1st Lt	12426	BLUE	CP	2nd Lt	Yes		
1st Lt	12427	PURPLE	CQ	2nd Lt	Yes		
1st Lt	12428	PINK	CR	2nd Lt	Yes		
1st Lt	12429	BROWN	CS	2nd Lt	Yes		
1st Lt	12430	GREEN	CT	2nd Lt	Yes		
1st Lt	12431	WHITE	CU	2nd Lt	Yes		
1st Lt	12432	BLACK	CV	2nd Lt	Yes		
1st Lt	12433	GRAY	CW	2nd Lt	Yes		
1st Lt	12434	RED	CX	2nd Lt	Yes		
1st Lt	12435	BLUE	CY	2nd Lt	Yes		
1st Lt	12436	PURPLE	CZ	2nd Lt	Yes		
1st Lt	12437	PINK	DA	2nd Lt	Yes		
1st Lt	12438	BROWN	DB	2nd Lt	Yes		
1st Lt	12439	GREEN	DC	2nd Lt	Yes		
1st Lt	12440	WHITE	DD	2nd Lt	Yes		
1st Lt	12441	BLACK	DE	2nd Lt	Yes		
1st Lt	12442	GRAY	DF	2nd Lt	Yes		
1st Lt	12443	RED	DG	2nd Lt	Yes		
1st Lt	12444	BLUE	DH	2nd Lt	Yes		
1st Lt	12445	PURPLE	DI	2nd Lt	Yes		
1st Lt	12446	PINK	DJ	2nd Lt	Yes		
1st Lt	12447	BROWN	DK	2nd Lt	Yes		
1st Lt	12448	GREEN	DL	2nd Lt	Yes		
1st Lt	12449	WHITE	DM	2nd Lt	Yes		
1st Lt	12450	BLACK	DN	2nd Lt	Yes		
1st Lt	12451	GRAY	DO	2nd Lt	Yes		
1st Lt	12452	RED	DP	2nd Lt	Yes		
1st Lt	12453	BLUE	DQ	2nd Lt	Yes		
1st Lt	12454	PURPLE	DR	2nd Lt	Yes		
1st Lt	12455	PINK	DS	2nd Lt	Yes		
1st Lt	12456	BROWN	DT	2nd Lt	Yes		
1st Lt	12457	GREEN	DU	2nd Lt	Yes		
1st Lt	12458	WHITE	DV	2nd Lt	Yes		
1st Lt	12459	BLACK	DW	2nd Lt	Yes		
1st Lt	12460	GRAY	DX	2nd Lt	Yes		
1st Lt	12461	RED	DY	2nd Lt	Yes		
1st Lt	12462	BLUE	DZ	2nd Lt	Yes		
1st Lt	12463	PURPLE	EA	2nd Lt	Yes		
1st Lt	12464	PINK	EB	2nd Lt	Yes		
1st Lt	12465	BROWN	EC	2nd Lt	Yes		
1st Lt	12466	GREEN	ED	2nd Lt	Yes		
1st Lt	12467	WHITE	EE	2nd Lt	Yes		
1st Lt	12468	BLACK	EF	2nd Lt	Yes		
1st Lt	12469	GRAY	EG	2nd Lt	Yes		
1st Lt	12470	RED	EH	2nd Lt	Yes		
1st Lt	12471	BLUE	EI	2nd Lt	Yes		
1st Lt	12472	PURPLE	EJ	2nd Lt	Yes		
1st Lt	12473	PINK	EK	2nd Lt	Yes		
1st Lt	12474	BROWN	EL	2nd Lt	Yes		
1st Lt	12475	GREEN	EM	2nd Lt	Yes		
1st Lt	12476	WHITE	EN	2nd Lt	Yes		
1st Lt	12477	BLACK	EO	2nd Lt	Yes		
1st Lt	12478	GRAY	EP	2nd Lt	Yes		
1st Lt	12479	RED	EQ	2nd Lt	Yes		
1st Lt	12480	BLUE	ER	2nd Lt	Yes		
1st Lt	12481	PURPLE	ES	2nd Lt	Yes		
1st Lt	12482	PINK	ET	2nd Lt	Yes		
1st Lt	12483	BROWN	EU	2nd Lt	Yes		
1st Lt	12484	GREEN	EV	2nd Lt	Yes		
1st Lt	12485	WHITE	EW	2nd Lt	Yes		
1st Lt	12486	BLACK	EX	2nd Lt	Yes		
1st Lt	12487	GRAY	EY	2nd Lt	Yes		
1st Lt	12488	RED	EZ	2nd Lt	Yes		
1st Lt	12489	BLUE	FA	2nd Lt	Yes		
1st Lt	12490	PURPLE	FB	2nd Lt	Yes		
1st Lt	12491	PINK	FC	2nd Lt	Yes		
1st Lt	12492	BROWN	FD	2nd Lt	Yes		
1st Lt	12493	GREEN	FE	2nd Lt	Yes		
1st Lt	12494	WHITE	FF	2nd Lt	Yes		
1st Lt	12495	BLACK	FG	2nd Lt	Yes		
1st Lt	12496	GRAY	FH	2nd Lt	Yes		
1st Lt	12497	RED	FI	2nd Lt	Yes		
1st Lt	12498	BLUE	FJ	2nd Lt	Yes		
1st Lt	12499	PURPLE	FK	2nd Lt	Yes		
1st Lt	12500	PINK	FL	2nd Lt	Yes		
1st Lt	12501	BROWN	FM	2nd Lt	Yes		
1st Lt	12502	GREEN	FN	2nd Lt	Yes		
1st Lt	12503	WHITE	FO	2nd Lt	Yes		
1st Lt	12504	BLACK	FP	2nd Lt	Yes		
1st Lt	12505	GRAY	FQ	2nd Lt	Yes		
1st Lt	12506	RED	FR	2nd Lt	Yes		
1st Lt	12507	BLUE	FS	2nd Lt	Yes		
1st Lt	12508	PURPLE	FT	2nd Lt	Yes		
1st Lt	12509	PINK	FU	2nd Lt	Yes		
1st Lt	12510	BROWN	FV	2nd Lt	Yes		
1st Lt	12511	GREEN	FW	2nd Lt	Yes		
1st Lt	12512	WHITE	FX	2nd Lt	Yes		
1st Lt	12513	BLACK	FY	2nd Lt	Yes		
1st Lt	12514	GRAY	FZ	2nd Lt	Yes		
1st Lt	12515	RED	GA	2nd Lt	Yes		
1st Lt	12516	BLUE	GB	2nd Lt	Yes		
1st Lt	12517	PURPLE	GC	2nd Lt	Yes		
1st Lt	12518	PINK	GD	2nd Lt	Yes		
1st Lt	12519	BROWN	GE	2nd Lt	Yes		
1st Lt	12520	GREEN	GF	2nd Lt	Yes		
1st Lt	12521	WHITE	GG	2nd Lt	Yes		
1st Lt	12522	BLACK	GH	2nd Lt	Yes		
1st Lt	12523	GRAY	GI	2nd Lt	Yes		
1st Lt	12524	RED	GJ	2nd Lt	Yes		
1st Lt	12525	BLUE	GK	2nd Lt	Yes		
1st Lt	12526	PURPLE	GL	2nd Lt	Yes		
1st Lt	12527	PINK	GM	2nd Lt	Yes		
1st Lt	12528	BROWN	GN	2nd Lt	Yes		
1st Lt	12529	GREEN	GO	2nd Lt	Yes		
1st Lt	12530	WHITE	GP	2nd Lt	Yes		
1st Lt	12531	BLACK	GQ	2nd Lt	Yes		
1st Lt	12532	GRAY	GR	2nd Lt	Yes		
1st Lt	12533	RED	GS	2nd Lt	Yes		
1st Lt	12534	BLUE	GT	2nd Lt	Yes		
1st Lt	12535	PURPLE	GU	2nd Lt	Yes		
1st Lt	12536	PINK	GV	2nd Lt	Yes		
1st Lt	12537	BROWN	GW	2nd Lt	Yes		
1st Lt	12538	GREEN	GX	2nd Lt	Yes		
1st Lt	12539	WHITE	GZ	2nd Lt	Yes		
1st Lt	12540	BLACK	HA	2nd Lt	Yes		
1st Lt	12541	GRAY	HB	2nd Lt	Yes		
1st Lt	12542	RED	HC	2nd Lt	Yes		
1st Lt	12543	BLUE	HD	2nd Lt	Yes		
1st Lt	12544	PURPLE	HE	2nd Lt	Yes		
1st Lt	12545	PINK	HF	2nd Lt	Yes		
1st Lt	12546	BROWN	HG	2nd Lt	Yes		
1st Lt	12547	GREEN	HH	2nd Lt	Yes		
1st Lt	12548	WHITE	HI	2nd Lt	Yes		
1st Lt	12549	BLACK	HJ	2nd Lt	Yes		
1st Lt	12550	GRAY	HK	2nd Lt	Yes		
1st Lt	12551	RED	HL	2nd Lt	Yes		
1st Lt	12552	BLUE	HM	2nd Lt	Yes		

FIELD RETURN OF OTHER RANKS

At 0600 Hrs. Saturday...../...../194..... (Unit)

W.E. OFFRS. O.R's. + OFFRS. O.R's. ATT. BY W.E.

Part A. Posted Strength, Surplus or Reinforcements Required.

1				2	3	4	5	6	7	8	9	10
W.E. EXCLUDING ATTACHED.							DETAIL.	ATTACHED ALLOWED BY W.E.				
Reinfts. Required.	Deficient W.E.	Surplus to W.E.	Posted Strength.					Arm or Corps.	Posted Strength.	Surplus to W.E.	Deficient W.E.	Reinfts. Required.
				W.Os. Class I.								
				W.Os. Class II.								
				Squadron or Company Quartermaster Sgts.								
				Staff Sergeants								
	7			Sergeants								
	11			Corporals								
				Troopers, Privates, etc.								
				Civilians counting as O.R.								
84				Totals of cols. marked * should agree with details shown in Part E on Page 2.								

Analysis of Part A to be shown here by ALL units. Only units notified in para. 7 of instructions for compilation of this return will complete analysis of Part B(1) and B(2).	Detail	A.I.F.	C.M.F.		A.W.A.S.	A.A.M.W.S.	CIVIL	R.A.N.	R.A.A.F.	* *	TOTAL.
			Under 19 Years.	19 Years and over.							
	A										
	B(1)										
	B(2)										

* * Personnel belonging to a category not provided for in the analysis will be shown in this Col Particulars will be shown, e.g., 20 U.K. Forces, 10 N.Z. Forces.

Part B. Other Ranks Attached from Other Units.				Part C. Other Ranks Included in Part A Detached to Other Units.			
Number of O.Rs.	Unit to which they belong	Number of O.Rs.	Unit to which they belong	Number of O.Rs.	Unit to which detached.	Number of O.Rs.	Unit to which detached.

Part D. Description of Other Ranks Whose Return To.....(Unit) is Particularly Requested. / / 194.....

Army No	Rank.	Name and Initials.	REMARKS (e.g., present whereabouts if known).

PART E. Detail of Present Strength and Reinforcements required as shown in Part A of Army Form W.3009 at 0600 Hours Saturday / /194 .

Table with columns for Details of Tradesmen (GROUP I, II, III), W.E., Posted Strength, and Reints. Required. Includes rows for various trades like Ammunition Examiners, Surveyors, Operating Room Assts, G.P.O. Assistants, etc.

NOTES.—(a) If rank other than private is involved give details on back. (b) Authorised trades or specialists not included in list will be added as required in spaces provided. (c) Where A.W.A.S. and/or A.A.M.W.S. personnel are desired show details on back. (d) Where replacement not desired note accordingly on return by insertion of N.R. in col. "Reints. Required." (e) Where any request or notation is made on back of form, the words "See Back" should be written in one of the blank spaces on this page.

Date of Despatch

Signature of Commander