

**AWM52**  
**2nd Australian Imperial Force and**  
**Commonwealth Military Forces unit war**  
**diaries, 1939-45 War**

**Item number: 8/2/21**

**21 Infantry Brigade**

**November - December 1944**



# WAR DIARY or INTELLIGENCE SUMMARY

Army Form C.2118  
(adapted.)

(Erase heading not required)

Unit HQ 21 AUST INF BDE. Date and Time.—From 1 NOV 44 To 30 NOV 44 Sheet 1.

Place	Date	Hour	Summary of Events and Information	Remarks and references to Appendices, Diaries, &c.
KAIRI	1		Brig I.N.DOUGHERTY, Comd 21 Aust Inf Bde, and Maj L.E.WALCOTT, BM, made a recce of the area PEERAMON - TOPAZ (ref map BARTLE FRERE one inch to one mile) and selected initial areas for a Bde Exercise to held in the period 24 Nov to 29 Nov 44.	
	2		Brig I.N.DOUGHERTY and Capt R.R.MOORE, IO, continued recce of Bde Exercise area.	
	3		Brig I.N.DOUGHERTY and Capt R.GOODER, BM(L), made a further recce of the Bde Exercise area.	
	4		HQ 21 Aust Inf Bde Trg Programme for the period 6-11 Nov 44 issued. See Appx A	APPX A - HQ 21 Aust Inf Bde Trg Program 6-11 Nov.
	5 - 6 - 7		Routine.	
	8		Maj L.E.WALCOTT, BM, conducted a demonstration of 21 Aust Inf Bde Flag Umpiring System for 2/5 Aust Cav (Commando) Sqn who were to act as enemy for the Bn Exercises 13 Nov to 20 Nov inclusive.	
	9		Brig I.N.DOUGHERTY conducted Umpires and OC Enemy over the ground for the Bn Exercises and he explained the Forecast of Events - appx B. Copies of 21 Aust Inf Bde Exercise No 1 and Instrs for Umpires were issued. Appx B.	Appx B - 21 Aust Inf Bde Exercise No 1 and Instrs for Umpires.
	10		Brig I.N.DOUGHERTY conducted Umpires and OC Enemy over the ground for 21 Bde Exercise. Copies of 21 Aust Inf Bde Exercise No 2 issued. See Appx C. Maj-Gen MILFORD, GOC 7 Aust Div, called at HQ 21 Aust Inf Bde and expressed the wish to address 2/16 Aust Inf Bn on their	APPX C - 21 Aust Inf Bde Exercise No 2.

/ return from their exercise....



# WAR DIARY or INTELLIGENCE SUMMARY

Army Form C.2118  
(adapted.)

(Erase heading not required)

Unit HQ 21 AUST INF BDE

Date and Time.—From 1 Nov 44 To 30 Nov 44

Sheet 2

Place	Date	Hour	Summary of Events and Information	Remarks and references to Appendices, Diaries, &c.
KAIRI	10 (cont)		return from their exercise on 11 Nov 44.	
	11		Maj-Gen MILFORD, GOC 7 Aust Div, addressed 2/16 Aust Inf Bn.	
			Opening Situation for Bde Exercise No 1 issued to CO 2/27 Aust Inf Bn.	APPX D - HQ 21 Aust Inf Bde Trg Program 13-18 Nov
			Trg Programme HQ 21 Aust Inf Bde 13-18 Nov issued. Appx D	
	12		Lt-Gen Sir LESLIE MORSHEAD, GOC 1 Aust Corps, paid an unofficial visit to 2/16 Aust Inf Bn.	
	13		Brig I.N.DOUGHERTY, Comd 21 Aust Inf Bde, Maj L.E.WALCOTT, BM, Capt R.R.MOORE, IO, and Lt D.BURGESS, SC(L), commenced the Bn Exercises which were to be carried out by 2/27, 2/16 and 2/14 Aust Inf Bns successively. Brig DOUGHERTY was Director, Capt R.MOORE, Assistant Director, Maj L.E.WALCOTT, Chief Umpire, and Lt BURGESS, Bn HQ Umpire.	APPX E - Provision of Schools and Courses in Theatre of Operations Overseas.
			A letter was sent to 7 Aust Div regarding Provision of Schools and Courses in Theatre of Operations Overseas. Appx E	
	14		2/27 Bn Exercise continued. Opening Situation for Bde Exercise No 1 issued to CO 2/16 Aust Inf Bn.	
15		<del>2/27 Bn Exercise concluded.</del> Message O 278 sent to 7 Aust Div regarding Discharges from Army and Need for Flame-thrower Personnel. Appx F.	APPX F - Message O 278 Need for Flame-thrower Personnel.	
16		Brig I.N.DOUGHERTY addressed 2/27 Aust Inf Bn and later the Officers at LAKE EURAMOO at 0710 hours. 2/16 Bn Exercise commenced.		



# WAR DIARY or INTELLIGENCE SUMMARY

Army Form C.2118  
(adapted.)

(Erase heading not required)

Unit HQ 21 AUST INF BDE

Date and Time.—From 1 Nov 44 To 30 Nov 44

Sheet 3

Place	Date	Hour	Summary of Events and Information	Remarks and references to Appendices, Diaries, &c.
KATRI	17		2/16 Bn Exercise continued.	
	18		2/16 Bn Exercise concluded. Brig I.N.DOUGHERTY addressed the Bn and later the Officers immediately after the exercise finished, on points arising out of the exercise. Opening Situation for Bde Exercise No 1 issued to CO 2/14 Aust Inf Bn.	
	19		Routine.	
	20		2/14 Bn Exercise commenced. Maj L.E.WALCOTT, BM, conducted a demonstration of 21 Aust Inf Bde Flag Umpiring System for Officers and NCOs of 2/4 Aust Pnr Bn who were to assist as Enemy for Bde Exercise No 2. Maj L.E.WALCOTT accompanied CO 2/4 Aust Pnr Bn and his Officers during a recce of the position to be occupied by the enemy during Bde Exercise. A letter, Flame-throwers - Man Pack, was forwarded to 7 Aust Div. Appx G.	APPX G - Flamethrowers Man Pack.
	21		2/14 Bn Exercise continued. Maj-Gen MILFORD, GOC 7 Aust Div, watched the exercise during the morning. All exercises were of the utmost value in practising Bn Comds, their staffs and subordinate comds in the principles of attack, pursuit, defence in both open and jungle country. The lesson of the importance of gaining a foothold on the highest ground of the objective was amply illustrated in all cases.	
	22.		2/14 Bn Exercise concluded and Brig I.N.DOUGHERTY addressed the Bn and later the Officers on points arising out of it. Brig DOUGHERTY addressed 2/5 Aust Cav (Commando) Sqn which had	

/ acted as enemy .....



# WAR DIARY or INTELLIGENCE SUMMARY

Army Form C.2118  
(adapted.)

(Erase heading not required)

Unit HQ 21 AUST INF BDE

Date and Time.—From 1 Nov 44 To 30 Nov 44

Sheet 4

Place	Date	Hour	Summary of Events and Information	Remarks and references to Appendices, Diaries, &c.
KAIRI	22 (cont)		acted as enemy throughout the Bn Exercises. He thanked them for their part in making the exercises a success and of such benefit to the units taking part. Opening Situation for Bde Exercise No 2 was issued. Appx H All Offrs down to Coy Comds of 21 Aust Inf Bde attended a lecture by Lt-Col OVERALL, CO-1 Aust Parachute Bn, on the organisation and employment of paratroops.	APPX H - 21 Aust Inf Bde Exercise No 2 Opening Situation.
	23		A conference was called at HQ 21 Aust Inf Bde and attended by Cos of units and sub-units taking part in the Bde Exercise commencing 24 Nov 44. Brig I.N.DOUGHERTY issued orders for the advance of 21 Bde on the following day. 21 Aust Inf Bde Operation Order No 1, confirming verbal orders, was issued (Appx J) and also Adm Instr No 10 (Appx K).	APPX J - 21 Aust Inf Bde O.O No 1 APPX K - 21 Aust Inf Bde Adm Instr No 10.
	24		21 Aust Inf Bde Gp moved out from Kairi Camp area at 0500 hrs on commencement of the Bde Exercise.	
	25		Bde Exercise continued. 21 Aust Inf Bde O.O No 2, for the attack on HILLVIEW (map ref BARTLE FRERE 1 " 623188) was issued. Appx L. HQ 21 Aust Inf Bde was exercised in the movement and establishing of a Bde HQ and of a forward command post. Brig I.N.DOUGHERTY'S letter concerning use of tanks is attached as Appx M.	APPX L - 21 Aust Inf Bde O.O No 2. APPX M - Letter. Use of Tanks.
	26		HILLVIEW feature was captured and our troops consolidated their positions.	
	27		Bde Exercise. The advance continued until the enemy was contacted at LAMONDS HILL (map ref BARTLE FRERE 1" 660135).	



# WAR DIARY or INTELLIGENCE SUMMARY

Army Form C.2118  
(adapted.)

(Erase heading not required)

Unit HQ 21 AUST INF BDE

Date and Time.—From 1 Nov 44 To 30 Nov 44

Sheet 5

Place	Date	Hour	Summary of Events and Information	Remarks and references to Appendices, Diaries, &c.
KAIRI	27 (cont)		2/14 and 2/27 Bns held the front while 2/16 Bn moved round to the left in a wide outflanking movement and by dusk captured the high ground which led onto the main feature. Maj-Gen MILFORD, GOC 7 Aust Div, visited 21 Bde HQ and witnessed the progress of the exercise.	
	28		2/16 Bn, supported by arty and MMGs, and assisted by a feint attack by the 2/27 Bn, attacked and captured LAMONDS HILL at first light. The Exercise concluded and the Bde marched 26 miles back to KAIRI CAMP. All troops were in camp by 1900 hours.	
	29		21 Aust Inf Bde Instr on main items of training between 30 Nov and 6 Dec 44 was issued. Appx N HQ 21 Aust Inf Bde ROs 8-16 published. Appx O.	APPX N - 21 Aust Inf Bde Trg Instr. APPX O - HQ 21 Aust Inf Bde ROs 8-16.
	30		Offrs 21 Aust Inf Bde attended a lecture by Maj HALL of 2/31 Aust Inf Bn on his observer tour with the US Forces during the landing on LEYTE. Instrs to Duty Officers issued. Appx P  Extracts of GRO G371/44 - Security and Censorship - were published. Appx Q	APPX P - Instrs to Duty Officers. APPX Q - Extracts GRO G371/44 Security and Censorship.
			<i>Ivan Woughley 28 Dec 44 Brigadier</i>	



A

W/D  
A

HQ 21 AUST INF BDE

Training Programme 6 Nov - 11 Nov 44

DAY	DATE	TRG GROUP	TIME	SUBJECT	LOCATION	INSTRUCTOR
Monday	6 Nov )	C	0900 - 0915	Inspection and Drill	Trg Area 4840	Sjt PURCELL
Tuesday	7 Nov )	A	0915 - 1200	Section Training (Composition of Sec. Use of Sec Groups Formation in movement		
Wednesday	8 Nov )	B	1330 - 1600	Individual and section stalk		
Thursday	9 Nov )	C	0900 - 1200	Section Patrols - Recce patrol	Trg Area	Sjt PURCELL
Friday	10 Nov )		1330 - 1600	Section Patrols - Protective patrols - action on first contact		
Saturday	11 Nov )					

WAR DIARY

21 AUS. INF. BDE.

DISTRIBUTION

- Comd
- BM
- SC
- IO
- All Offrs File
- CSM
- Gd Pl
- Sjt PURCELL
- File
- War Diary (2) ✓

*Dr Woods* Capt  
for Maj  
BM 21 Aust Inf Bde

B



4 Nov

BY AUS. INF. BDE.

# WAR DIARY

B

## 21 AUST INF BDE EXERCISE NO. 1

### INSTRUCTIONS TO UMPIRES

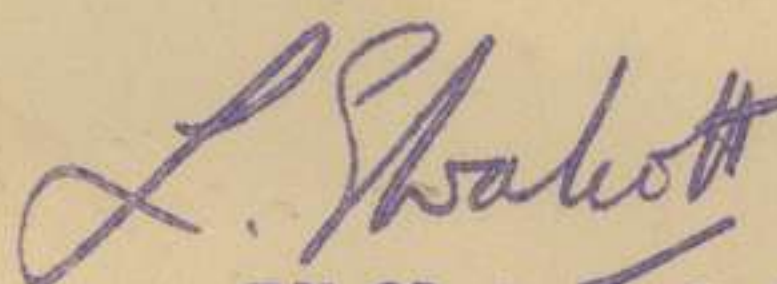
#### ALL UMPIRES

1. Herewith are the following documents issued in connection with 21 Aust Inf Bde Exercise No. 1 :-

- (a) PART I - General Instructions.
- (b) PART II - Object of Exercise.
- (c) PART III - Opening Situation and Narrative 1.
- (d) Forecast of Events incl Appendices A & B.  
(Appx A issued to Coy Umpires only)
- (e) Allotment of Umpires
- (f) Plan of Fire Representation
- (g) Umpires Log ( 6 sheets)

2. You will be briefed in your duties and shown over the Exercise Area on 9 Nov 44, by the Bde Comd.

3. You will act in the same capacity during each bn exercise in turn. You will NOT discuss the exercise with any member of your own, or other units, except other umpires or members of the Directing Staff.



Maj  
BM 21 Aust Inf Bde

Copies to : 7 Aust Div  
Comd  
BM  
SC  
IO  
War Diary  
File



21 AUSTRALIAN INFANTRY BATTALION EXERCISE No 1.

PART I - GENERAL INSTRUCTIONS

Ref Map : GORDONVALE one inch to one mile.

GENERAL

1. A battalion exercise will be conducted for each battalion in turn on the following dates :-

2/27 Aust Inf Bn - 13 Nov to 15 Nov - return to Camp 16 Nov  
2/16 Aust Inf Bn - 16 Nov to 18 Nov - return to Camp 19 Nov  
2/14 Aust Inf Bn - 20 Nov to 22 Nov - remain in TOLL GATE area until commencement of Bde Exercise (Separate instr)

2. The exercise will be controlled by HQ 21 Aust Inf Bde and will be staged in the area DANBULLA-LAKE BURAMOO-TOLL GATE.

DIRECTING STAFF AND UMPIRES

3. (a) DIRECTING STAFF

Director - Brig I N DOUGHERTY  
Assistant Director - Capt R R MOORE

(b) UMPIRES

Umpires will be provided as per 21 Aust Inf Bde G 363 of 31 Oct 44 and will be allotted as follows :-

(1) Own Tps

Chief Umpire	-	DM	
Bn HQ Umpire	-	One Capt	
Each Rifle Coy	-	One Capt or Maj	
Each Rifle Pl	-	One Lt	
Signals Pl	-	Eds Sig Officer	} Critics only
MMG Pl	-	One Lt	
Mortar Pl	-	One Lt	
Tk A Pl	-	One Lt	

(11) Enemy

Chief Umpire - One Capt or Maj  
Asst Umpires - Three Lts

(c) Umpiring will be carried out by 21 Aust Inf Bde flag umpiring system and with the communications shown in Diagram attached as Appendix "A".

(d) Umpires will wear caps with white bands and a 2" white band on each arm.

(e) Umpire vehicles will fly a white signal flag.

(f) BRIEFING

Umpires nominated by units in accordance with our memo G 363 will be briefed on Thursday 9 Nov 44. They will report to HQ 21 Aust Inf Bde at 0830 hrs. Raversack lunches will be carried.

ENEMY

4. 2/5 Aust Commando Sqn will act as enemy throughout the exercises and will be controlled by the Director and Chief Umpire.

REPRESENTATION OF FIRE

5. (a) Own Tps - Fire will be represented by blanks only.



(b) Enemy

Fire will be represented as follows :-

- (i) Rifle - blanks and flags
- (ii) LMG - LMGs firing ball ammunition into pits, and flags.
- (iii) Arty - engineer charges in the areas under fire and, if possible, charges in the gun areas to indicate origin of fire.

(c) Ball Ammunition

Battalions being exercised will NOT carry ball ammunition.

DRESS

- 6. (a) Own Tps - Battle order with felt hats.
- (b) Enemy - Battle order with black berets.

CARE OF PRIVATE PROPERTY

7. Every care will be exercised NOT to interfere with or damage private property in the exercise area such as stock, crops, fences, etc. Gates will NOT be left open. Fences will be cut only as a last resort and pioneer platoon personnel will be detailed to repair them immediately after troops have passed.

BOUNDS

8. All the area of Training Areas B and C are within bounds.

DIGGING

9. Digging will be carried out but arrangements will be made to fill all holes in before leaving an area.

RATIONS, POL, ETC

10. For the duration of the exercise units will be rationed from their present camp areas. Field Operational Rations will be used.

11. Continuation PARTS to this instruction will be issued later to those concerned.

4 Nov 44

*L. Spahott*  
Maj  
BM 21 Aust Inf Bde

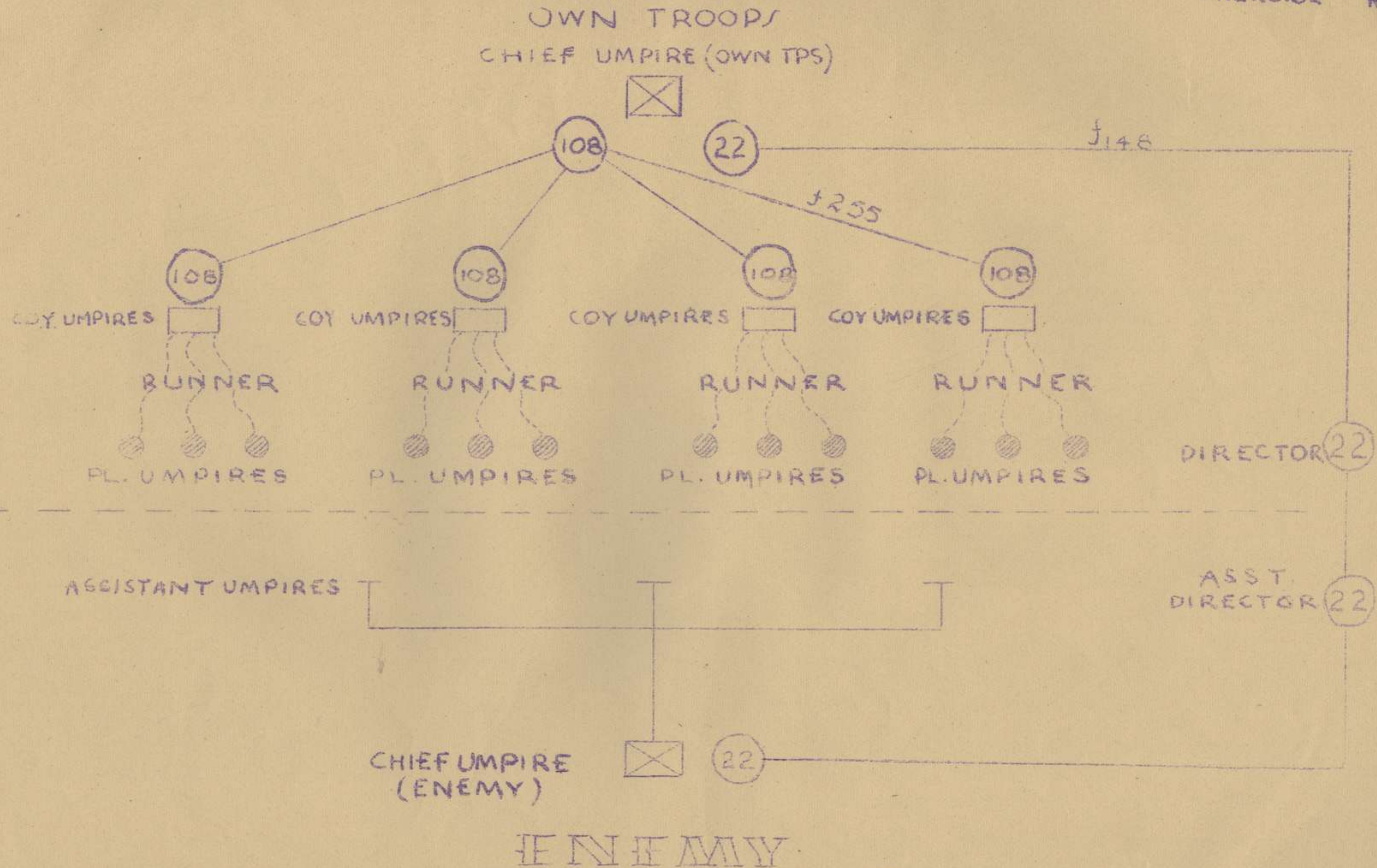
DISTRIBUTION

- 2/14 Aust Inf Bn (6)
- 2/16 Aust Inf Bn (6)
- 2/27 Aust Inf Bn (6)
- 2/5 Aust Commando Sqn (4)
- 21 Aust Inf Bde Sig Sec
- 7 Aust Div
- Comd
- EM
- SC
- IO
- BASCO
- TO
- Each Umpire
- File
- War Diary (2)



# SIGNAL DIAGRAM OF UMPIRES COMMUNICATIONS

APPX "A" TO  
21. AUST INF BDE  
EXERCISE No 1





PART II

OBJECT

The object of the exercise is to practice battalions in advance and contact, attack, in both open and jungle country, pursuit, defence and consolidation.

PART III

OPENING SITUATION

1. On 4 Nov 44, a JAP force of approximately one regimental group effected a landing on the North Coast of Queensland in the TRINITY BEACH area. They quickly overcame the small coastal garrison and elements of the VDC and commenced to push West onto the TABLELANDS area through the KURANDA Pass. They were met by 6 Aust Div who were successful in forcing them back onto KURANDA.

A further JAP force estimated at one battalion plus supporting arms moved South through GORDONVALE and by 13 Nov 44 had succeeded in getting some elements up the GILLIES HIGHWAY onto the TABLELANDS. It was anticipated that the JAP would try and reinforce this force with the object of cutting the L of C to 6 Aust Div.

7 Aust Div was moved from its concentration area at WONDECLA via HERBERTON and ATHERTON to meet and destroy this force and gain control of the upper passes of the GILLIES HIGHWAY.

21 Aust Inf Bde was the advance guard of 7 Aust Div and by 0400 hrs on 13 Nov had reached KAIRI.

NARRATIVE I

At 0430 hrs 13 Nov 44, the Bde Comd called up the Bde O Gp and gave the following orders :-

" The only additional information I have is that late yesterday afternoon two small parties of JAPS (approx 20-30 in each) were seen in the YUNGABURRA area and on the road immediately West of LAKE EURAMOO. There are also reports that groups of one and two vehicles were seen moving West along the road TOLL GATE-BARRINE about 1630 hrs. It seems that the JAP's main effort will be along the road through KULARA, as this is much better than the road to LAKE EURAMOO which is, in places, nothing more than a jungle track.

My plan, therefore, is to move with the main body, consisting of the Brigade Group less 2/27 Aust Inf Bn and one battery of the 2/5 Aust Fd Regt, through KULARA towards the TOLL GATE. 2/16 Aust Inf Bn will be advance guard, followed by Bde HQ and 2/14 Aust Inf Bn in that order. 2/16 Aust Inf Bn will pass the rd c junc 463312 at 0700 hrs.

2/27 Aust Inf Bn with 9 Bty 2/5 Aust Fd Regt under comd will move round the north via rd junc 466382-DANBULLA-LAKE EURAMOO-rd junc 612368 and link up with the Brigade in the TOLL GATE Area. Their task will be to protect the left flank and destroy any parties of JAPS who are attempting to move round by that route. I want you to pass the ~~rd junc 466382~~ at 0700 hrs and report on the following bounds :- HOUSE 519404

- (a) ~~rd junc 515402;~~
- (b) rd junc 555416;
- (c) KNOLL 575391
- (d) BIRTHDAY CK 590387; and
- (e) rd juncs 612368 and 610366.

A lt sec from 2/6 Aust Fd Amb will move with each of 2/27 and 2/16 Aust Inf Bns for the time being. Location of ADS will be advised. MDS will be established at KAIRI.



Rations, petrol and ammunition will be sent up each night from the Sup Point, Petrol Point and Amn Point which are being established at KAIRI. The SC will advise times of arrival.

Division are establishing a PW cage at KAIRI.

Until 2/27 Aust Inf Bn links up with the brigade their only communications will be wireless. While on the move Bde HQ will be on the axis of the adv of the main body.

Are there any questions?

Synchronise watches."



EXERCISE CONDUCTED BY BDE COMD FOR BATTALIONS OF 21 AUST INF BDE - 13 NOV to 22 NOV 44

FORECAST OF EVENTS

Date	Time	Action by Bn	Enemy Action	Notes for Umpires	Remarks
D	0900	Bn passes Exercise Starting Point at House 519404. This time is fixed Start Time for exercise.		Bn should move in formation that will give it security. Note whether one coy is used as advance guard to the force. Tanks are not to be used in this part of the exercise.	At 0900 Bn Comd is given message : "Tao/R Reports enemy digging in at Map refs 543416 and 546409."
D	0920	Leading scouts are approaching RED HOUSE (539409) when leading Coy is fired on from vicinity of RED HOUSE.	Enemy from vicinity RED HOUSE fire on leading coy. Enemy MG at 540409 fires on main body of battalion when on road about 529404. Main body comes under arty fire.	If bn is not well deployed when fired upon, make number of casualties. Note action by leading Coy Comd, and by CO. Does leading Coy Comd make sound appreciation which will lead to an effective plan?	Casualties will assemble at rear after receiving appropriate treatment, and will be re-drafted to the units as reinforcements at times to be determined by director.
D	0940	Leading Coy Comd makes plan for Coy attack, and attack is commenced. RED HOUSE feature is occupied.	Enemy withdraws when attack is about to be launched, leaving two dead behind. These dead to be attached to booby traps.	Is plan of attack sound? When dead are found what action is taken? Do the booby traps cause casualties? What happens to documents found on the dead?	Papers with information about enemy are to be placed on the dead. One of these indicates that field guns are being used as Tk A guns with forward infantry in positions further back.
D	0945	Advance guard Coy occupies RED HOUSE feature. Bn Comd arrives on RED HOUSE feature and ascertains situation from Adv Guard Coy Comd. Leading elements of bn draw fire from enemy in order to determine strength of position. Bn Comd makes appreciation and formulates plan for destruction of enemy on the ridge.	Advance guard Coy is fired on by enemy on ridge astride road at 545413.	Is Bn Comd's plan the result of a sound and logical appreciation - the type of appreciation made for an attack in open country? Or is the Bn Comd influenced too much by the technique that has been applied for attacks in jungle. (This will be discussed at conference of umpires on ground on 9 Nov 44).	



Date	Time	Action by Bn	Enemy Action	Notes for Umpires	Remarks
D	1145	Bn attacks	Enemy fights back with determination, but finally withdraws as attackers press home the attack.	Did the bn comd use the optimum combination of line of approach to objective and selection of positions from which supporting fire could be given? How did communications function in the attack? Was supporting fire used soundly? Did the troops show the results of prior sound training in individual and minor group tactics?	
D	1230	Position is captured and advance continues.	Enemy withdraws to position on knoll at 576391, and takes up positions.		FOOs to be arranged forward of enemy positions. One dug in, one tree top OP, one on feature about 575398. Lines to be put high on trees.
D	1330	Leading elements of bn contact enemy positions based on knoll feature at 576391.	Enemy fire on advancing tps only when at very close range. Aim at letting advancing troops get close so as to inflict greater casualties. Arty FOOs direct arty fire on to attacking troops - bring concentration on to bn as it emerges from LAKE EURAMOO jungle.	Note formations of bn when it leaves LAKE EURAMOO jungle, and effect of arty fire. Bn Comd may decide to move direct from jungle edge at 569397 to knoll at 576391. Are FOOs discovered? How are tanks used?	Tanks can be used along road from track junc at 567387 to track junc at 589389. Enemy has Tk/A guns well sited to cover track - (tanks are not to be used outside jungle).
D	1335	Bn sets about reconnoitering enemy positions and making preparations for attack. Difficulty is found in locating Tk A guns.	Tk A guns hold their fire.		



Date	Time	Action by Bn	Enemy Action	Notes for Umpires	Remarks
D	1400 till Dusk	CO reconnoitres enemy position, and collates information from patrols. Endeavours to locate Tr A guns and pin point them. CO decides he will attack the following morning with tanks. CO may send deep patrol to establish either road block or ambush about house at 589389.	Enemy foils every attempt of attacking troops to penetrate main position - gives patrols difficulty in locating defences. See comment in "Notes for Umpires" column.	If attackers launch an attack during afternoon umpires may allow them to secure low knoll features at (3) in sketch (Appx "A"), but will then create situation which should cause CO to decide to get more information and make methodical plan before attacking main feature. Note the functions of Bn HQ and Bn communications during the afternoon.	
D+1	1000	CO attacks with tanks, and ultimately captures position about midday.	Enemy fights "till the last man" inflicting as many casualties as possible.	I suggest that CO may wait till 1000 hrs to commence attack, as he will need to collate and make use of information found by night and dawn patrols. He may launch his attack at an earlier hour.	
D+1	1200	Pursuit is begun	Enemy delays advance by isolated parties. Positions will be indicated on ground on 9 Nov 44.		
D+1	1400	Bn has reached rd junc 611366, and CO is met by Bde Comd. Bde Comd tells CO situation and his intentions for the following day. He tells him that he will attack at 0800 the following morning, and gives him his outline plan. The CO is ordered to move his bn to area about ring feature at 597348 and there prepare for his attack the following morning.		After giving clear instructions to his next senior offr CO should leave all details of move to be carried out by that next senior offr and the seconds-in-cmd of coys. With his Coy Comds and other members of his O Gp he should give his attention to task to be carried out on D+2.	See Operation Order issued as Appendix 'B' for situation on Bde front, and to indicate what outline plan was given to CO.



Date	Time	Action by Bn	Enemy Action	Notes for Umpires	Remarks
D+1	1600				Bde Comd gives his operation order for the attack on D+2, at a conference at 601343. The order has been duplicated and copy will be given to CO.
D+1	1600 on	Preparation for attack on			
D+2	0800	Bn attack commences	Positions will be indicated on ground on 9 Nov 44. Enemy will fight "to the last man" - no withdrawal.	This attack will be discussed on ground on 9 Nov 44.	
D+2	1000	TOBACCO HILL has been captured; the bn has consolidated; patrols are in contact with enemy on feature behind TOLL HOUSE.			
D+2	1100	Exercise ends. Bn to be moved to camp or other training area in accordance with the CO's desires.			



Nov 44

21 AUSTRALIAN INFANTRY BATTALION OPERATION ORDER No 1

Ref Map : GORDONVALE one inch to one mile

INFORMATION

1. Enemy

The enemy has been driven back to area MT NOMICO-TOLL GATE with severe casualties. His remaining forces estimated at slightly more than one battalion have been rallied there and he evidently intends to fight to the last in that area.

2. Present positions held by the enemy are :-

TOBACCO HILL feature	- 610320 to 615328	- Approx two coys
SPUR	- 617335	- one pl
KNOLL	- 618321	- approx two coys

3. There are indications of positions in depth on the West slopes of MT NOMICO and some movement in the area of RED HOUSE 609334.

4. Own Troops

By 0800 hrs 15 Nov, 21 Aust Inf Bde were disposed as follows:-

- (a) 2/14 Aust Inf Bn from incl House 603311 to incl House 598333.
- (b) 2/16 Aust Inf Bn are on the line excl House 598333-KNOLL 603342-incl rd junc 616348.
- (c) 2/27 Aust Inf Bn have cleared the enemy from the area LAKE EURAMOO to incl rd junc 611367, and are now in the area of the rd junc 611367.

5. 2/14 and 2/16 Aust Inf Bns have suffered approximately 10% casualties and owing to positions held by the enemy and his apparent intentions it is considered necessary to launch a well coordinated brigade attack.

INTENTION

6. 21 Aust Inf Bde will attack and capture the line KNOLL, 618321-MT NOMICO.

METHOD

7. The attack will be carried out in two phases.

PHASE I

8. Fwd Troops

2/27 Aust Inf Bn with in support 2/5 Aust Fd Regt.

9. Reserve

2/16 Aust Inf Bn and 2/14 Aust Inf Bn.



10. Objective  
TOBACCO HILL from KNOLL 610320 to SPUR 615328.
11. Axis of Attack  
Line of spur from KNOLL 603342 - through RED HOUSE 608334.
12. Start Line  
Track running ENE and WSW through KNOLL 603342.
13. Start Time  
Z hr - to be advised by Bde HQ.
14. Rate of Advance  
300 yds in two minutes.
15. Action on Capture of Objective  
Consolidate on objective and be prepared to give support to 2/16 Aust Inf Bn (See Phase II).
16. Assembly Area  
Re-entrant in square 5934.
17. Supporting Fire  
(a) 2/5 Aust Fd Regt will support the attack with concentrations in accordance with the following fire plan :-

No of Guns	Fire Unit	Time		Target	Rate	Rds	Type
		From	To				
4	One Tp	Z - 5	Z + 2	RED HOUSE 608334	3	84	Concen
8	One Bty	Z - 5	Z + 8	TOBACCO HILL from excl rd junc 613325 to SPUR 613328	3	312	
		Z + 8	Z + 12	-do-	4	128	Concen
8	One Bty	Z - 5	Z + 8	TOBACCO HILL from incl rd junc 613325 to incl KNOLL 610320	3	312	Concen
		Z + 8	Z + 12	-do-	4	128	Concen
4	One Tp	Z	Z + 12	SPUR 618334	3	144	Concen
4	One Tp	Z + 2	Z + 30	TOLLGATE area 620325	3	216	Concen
16	Two Btys	Z + 12	Z + 30	Area incl rd 619325 to incl KNOLL 619321	2	576	Concen

- (b) 2/14 Aust Inf Bn will provide 3" Mortar and MMG support onto TOBACCO HILL from Z - 5 to Z + 10.
- (c) Additional Mortar and MMG support will be arranged by 2/27 Aust Inf Bn from within its own resources.

PHASE II

18. Fwd Tps  
2/16 Aust Inf Bn with in support 2/5 Aust Fd Regt.
19. Reserve  
2/27 Aust Inf Bn and 2/14 Aust Inf Bn



- 20. Task  
When 2/27 Aust Inf Bn have captured TOBACCO HILL, 2/16 Aust Inf Bn will move via South slopes RED HOUSE SPUR through 2/27 Aust Inf Bn and capture the line rd 619324 to incl KNOLL 619321.
- 21. Start Line  
West edge TOBACCO HILL.
- 22. Start Time  
H-hr - to be advised from Bde HQ.
- 23. Rate of Advance  
300 yds in two minutes.
- 24. Action on Capture of Objective  
Consolidate and patrol to MEI NOMICO and to SPUR 618334.
- 25. Supporting Fire  
2/5 Aust Fd Regt will support the attack with battery concentrations from rd 619324, to incl KNOLL 619321, from H-5 to H 5.  
Thence at call CO 2/16 Aust Inf Bn.
- 26. Reserve  
2/14 Aust Inf Bn will remain in their present position until further orders.

ADMINISTRATION

- 27. Medical
  - (a) -- ADS - CK at 578334.
  - (b) MDS - CK at 484324.
  - (c) CP - On capture TOBACCO HILL 2/6 Aust Fd Amb will establish a CP at br 605322.
- 28. Amn.  
AP - will be opened at 575306 from 151000K.
- 29. POL.  
PP - 570310 from 151000K.
- 30. Sups  
SP - 557305 from 151000K.
- 31. Bed Rolls  
Will be brought up by transport under arrangements this HQ and advised.
- 32. PW
  - (a) Will be brought to HQ 21 Aust Inf Bde.
  - (b) 2/14 Aust Inf Bn will supply a guard of one section to report to Bde HQ by 151400K.
- 33. Rec  
Rec posts have been established by 2/124 Aust Bde Wksp at rd junc 591300 and at 573335.

INTERCOMN

- 34. HQ  
Until capture KNOLL 619321, Bde HQ will remain in area 598320. Subsequent moves will be advised.
- 35. Line  
Line detachments will move each bn.



36. W/T  
W/T detachments each bn.
37. Sitreps  
Normal.
38. Synchronisation of Watches  
Watches will be synchronised at Z - 30 by phone from Bde HQ.
40. ACK

*L Shalott*  
Maj  
BM 21 Aust Inf Bde

Time of Signature.....

Issued by IO

DISTRIBUTION

2/14 Aust Inf Bn  
2/16 Aust Inf Bn  
2/27 Aust Inf Bn  
21 Aust Inf Bde Sig Sec  
2/5 Aust Fd Regt  
2/6 Aust Fd Amb  
2/124 Aust Bde Wksp  
2/7 Aust Sup Depot Pl  
2/8 Aust Tpt Pl  
7 Aust Div  
Comd  
BM  
SC  
IO  
TO  
File  
War Diary (2)



21 AUST INF BDE EXERCISE No.1

ALLOTMENT OF UMPIRES TO SUB-UNITS

Own Tps - Bn

Chief Umpire - Maj WALCOTT  
Bn HQ Umpire - Lt BURGESS  
A Coy HQ - Lt DALBY  
7 Pl - Lt LINGSFORD  
8 Pl - Lt CROCKER  
9 Pl - Lt DEVINE  
B Coy HQ - Maj ALISON  
10 Pl - Lt SCOTT  
11 Pl - Lt CLOWES  
12 Pl - Lt GRANT  
C Coy HQ - Capt GERIE  
13 Pl - Lt THOMPSON  
14 Pl - Lt CLARKE  
15 Pl - Lt HILL  
D Coy HQ Capt CHRISTOPHERSON  
16 Pl - Lt ALSYON  
17 Pl - Lt GAUNT  
18 Pl - (From 2/14 Aust Inf Bn)  
Sig Pl - Lt ANTHONY  
MMG Pl - Lt BRIEN  
Mortar Pl - Lt DUNCAN  
Tk A Pl - Lt YOUNG

Enemy

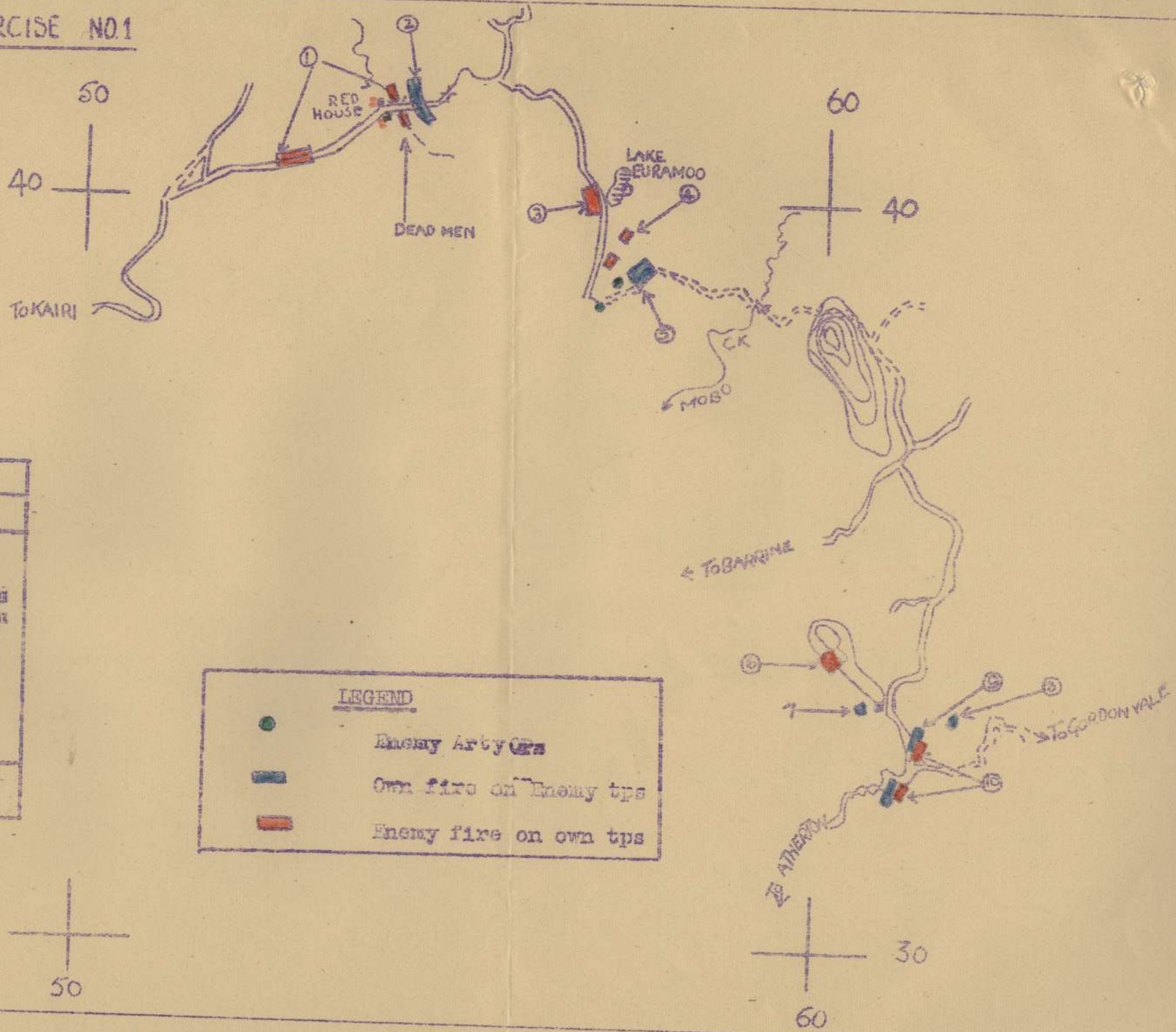
Chief Umpire - Maj TOMS  
3 Asst Umpires - (To be supplied by 2/5 Aust  
Commando Sqn.)  
ONC Effects - Capt GOODE  
Capt GOSSIP.



21 AUST INF BDE - EXERCISE NO1

FIRE INDICATION

Ref Map - GORDONVALE 1:63360



No of Rounds on Each Area	
Area	Number of Rounds
1	20 - Electric
2	20 - Light by Umpires
3	30 - Thrown from Trees
4	20 - Thrown by Umpires
5	20 - Light by Umpires
6	30 - Electric
7	To be advised
8	5 - Light by Umpires
9	20 - Light by Umpires
10	50 - Electric
215 (115 Plain & 100 electric)	

**LEGEND**

- Enemy Artillery
- Own fire on Enemy tps
- Enemy fire on own tps



21 AUST INF BDE EXERCISE No.1

U M P I R E ' s   L O G

Name.....

Sub-Unit.....

Umpired.....

Date	Time	Event	Action of Sub-Units	Remarks



21 AUST INF BDE EXERCISE No.1

U M P I R E ' s   L O G

Name.....

Sub-Unit.....

Umpired.....

Date	Time	Event	Action of Sub-Units	Remarks



21 AUST INF BDE EXERCISE No.1

U M P I R E ' s   L O G

Name.....

Sub-Unit.....

Umpired.....

Date	Time	Event	Action of Sub-Units	Remarks



21 AUST INF BDE EXERCISE No.1

U M P I R E ' s   L O G

Name.....

Sub-Unit.....

Umpired.....

Date	Time	Event	Action of Sub-Units	Remarks



21 AUST INF BDE EXERCISE No.1

U M P I R E ' s   L O G

Name.....

Sub-Unit.....

Umpired.....

Date	Time	Event	Action of Sub-Units	Remarks



21 AUST INF BDE EXERCISE No.1

U M P I R E ' s   L O G

Name.....

Sub-Unit.....

Umpired.....

Date	Time	Event	Action of Sub-Units	Remarks



4 Nov

WD

21 AUST INF BDE EXERCISE No 2

C

PART I - GENERAL INSTRUCTIONS

Ref Map : BARTLE FRERE one inch to one mile

21 AUS. INF. BDE.  
**WAR DIARY**

GENERAL

1. 21 Aust Inf Bde with under command :-
  - 2/5 Aust Fd Regt
  - 7 Bty 2/2 Aust Tk A Regt
  - 2/6 Aust Fd Coy
  - 2/8 Aust Tpt Pl
  - 2/6 Aust Fd Amb
  - 2/124 Aust Bde Wkspa

will carry out a Brigade exercise from 24 Nov to 30 Nov 44.

2. The exercise will be staged in the area YUNGABURRA - PEERAMON-LAMONDS HILL-TOPAZ.

DIRECTING STAFF AND UMPIRING

3. DIRECTING STAFF

Director - Brig I N DOUGHERTY  
 Assistant Director - Maj L E WALCOTT

4. UMPIRES

Umpires will be provided by units in accordance with the schedule attached as Appendix "A" and will be allotted as follows:-

- (a) Own Tps

21 Aust Inf Bde Gp - Chief Umpire - Lt-Col HASSETT.

INF - Each Bn - Senior Umpire - One Maj or Capt.  
 Each Rifle Coy - One Lt or Capt  
 Each Rifle Pl - One NCO  
 Each Sig Pl - One Sig NCO.  
 Each MMG Pl - One MMG NCO  
 Each Mortar Pl - One Mortar NCO  
 Each Tk A Pl - One Tk A NCO

ARTY - Each Bty HQ - One Capt  
 Each Tp - One Lt

ENGRS - NO Umpires

AASC - NO Umpires

MED - Each ADS- - One Capt

AEME - NO Umpires

- (b) Enemy

Chief Umpire - One Maj  
 Each Coy - One Lt

- (c) Briefing

All the umpires nominated by units in accordance with Appendix "A" will report to HQ 21 Aust Inf Bde at 0830 hrs on both Fri and Sat, 10 Nov and 11 Nov 44. Cut lunches will be carried each day. Tea will be provided by this HQ.

- (d) (i) Umpiring will be carried out by means of 21 Aust Inf Bde Flag Umpiring System and with the communications shown in the Diagram attached as Appendix "B" (To be issued later).
- (ii) Umpires will wear a white band on their head gear and a white brassard 2" in width on each arm.
- (iii) Umpires' vehicles will fly a white flag.



ENEMY

5. 2/4 Aust Pnr Bn will act as enemy throughout the exercise.

DRESS

6. (a) Own Tps - Battle order with felt hats.  
(b) Enemy - Battle order with felt hats and a bright red hat band 3" in width.

REPRESENTATION OF FIRE

7. (a) Own Tps  
(i) Rifles and MGs - Blanks  
(ii) Mortar - engineer charges in the target area.  
(iii) Arty - engineer charges in the target area.  
(b) Enemy  
(i) Rifle - blanks and flags.  
(ii) LMG - ball ammunition fired by LMGs into pits, and flags.  
(iii) Mortar - engineer charges in target area.  
(iv) Arty - engineer charges in target area.  
(c) Ball ammunition will NOT be carried, other than in bulk, by units being exercised, except such as is laid down to be fired by enemy as per para 7 (b) (ii) above.

CARE OF PRIVATE PROPERTY

8. The exercise area is very closely settled; there are many crops and the properties are well stocked with cattle. The greatest possible care will be taken that NO damage whatsoever is caused to this property. Fences will only be cut as a last resort and will be repaired immediately after the troops have passed through. If necessary, each battalion will detail its complete pioneer platoon for this task. Other arms and services will detail squads with the necessary materials and tools for this express purpose. Gates will NOT be left open. No troops will move anywhere inside the private precincts of houses.

DIGGING

9. Digging may be carried out but arrangements will be made by units to fill in any holes before leaving an area. Turf will be cut prior to digging so that it can be replaced.

10. Continuation PARTS to this instruction will be issued to those concerned.

Nov 44

*L. Spahott* Maj  
BM 21 Aust Inf Bde

DISTRIBUTION

2/14 Aust Inf Bn (6)	Comd
2/16 Aust Inf Bn (6)	BM
2/27 Aust Inf Bn (6)	SC
21 Aust Inf Bde Sig Sec	IO
7 Pl B Coy 2/1 Aust Guard Regt	BASCO
2/59 Aust IAD	TO
2/5 Aust Fd Regt (4)	Each Umpire
7 Bty 2/2 Aust Tk A Regt (4)	File
2/6 Aust Fd Coy	War Diary (2)
2/8 Aust Tpt Pl	
2/6 Aust Fd Amb (3)	
2/124 Aust Bde Wkaps	
7 Aust Div (2)	



21 AUST INF BDE EXERCISE No 1 - PROVISION OF UMPIRES

APPENDIX "A" to  
21 AUST INF BDE  
EXERCISE No 2

DETAIL	UNIT TO PROVIDE	NUMBER	RANK OR APPT	TASK	REMARKS
Directing Staff	HQ 21 Aust Inf Bde	1	Bde Comd	Director	
		1	BM	Asst Director	
	21 Aust Inf Bde Sig Sec	2	ORs	Orderlies	
		4	Sigs	Operators	
OWN TROOPS	1 Aust Corps	1	Lt-Col HASSERT	Chief Umpire	
	HQ 21 Aust Inf Bde	1	OR	Orderly	
	21 Aust Inf Bde Sig Sec	2	Sigs	Operators	
	<u>Each Battalion</u>	1	Capt or Maj	Bn Umpire	
		4	Cpts or Lts	Rifle Coy Umpires	
		12	NCOs	Rifle Pl Umpires	
		1	Sig NCO	)	
		1	MMG NCO	) Specialist Pl	
		1	Mortar NCO	) Umpires	
		1	Tk A NCO	)	
	17	ORs	Orderlies	For Bn, Coy and Rifle Pl Umpires	
	5	Sigs	Operators		
	2/5 Aust Fd Regt	3	Cpts	Bty Umpires	Subject to trg commitments of 2/5 Aust Fd Regt
		6	Lients	Tp Umpires	
	7 Bty 2/2 Aust Tk A Regt	4	Senior NCOs	Tp Umpires	
	2/6 Aust Fd Amb	2	Cpts	ADS Umpires	
ENEMY	2/4 Aust Pnr Bn	1	Maj	Bn Umpire	
		4	Lts	Rifle Coy Umpires	
		12	NCOs	Liaison NCOs between Rifle Coy umpires and Pls	



D

HQ 21 AUST INF BDE

11 Nov

D

TRAINING PROGRAMME - 13 NOV TO 18 NOV 44

Day	Date	Training Group	Time	Subject	Location	Instructor
Monday	13 Nov	B	0900 - 0930	Inspection & Drill	Trg Area	Sjt PURCELL
Tuesday	14 Nov	C	0930 - 1200	<u>Section Training:</u> Lecture & Discussion Section Attack - Fire Movement.		
Wednesday	15 Nov	A	1300 - 1600	Lecture & Discussion Section Defence. Occupation Defensive Position.		
Thursday	16 Nov	B	0900 - 0930	Inspection & Drill	Trg Area	Sjt PURCELL
Friday	17 Nov	C	0930 - 1200	Platoon Training 2 Section Attach		
Saturday	18 Nov	A	1300 - 1600	Movement & First Contact Drill		

WAR DIARY

DISTRIBUTION:  
 Comd  
 BM  
 SC  
 IO  
 All Offrs' File  
 CSM  
 Gd Pl  
 Sjt PURCELL  
 File  
 War Diary (2)

*W. R. Hoode* Capt  
 Maj  
 HQ 21 Aust Inf Bde



21 AUS. INF. BDE. E  
**WAR DIARY** CONFIDENTIAL

Subject: PROVISION OF SCHOOLS AND COURSES IN THEATRE  
OF OPERATIONS OVERSEAS

HQ 21 Aust Inf Bde

Ref No: G1/100

13 Nov 44

7 Aust Div

1. In deciding on the estimated number of vacancies which would be required at various types of schools and courses I consider that with present shortage of officers, both in regimental and staff appointments with any real operational experience, it is absolutely necessary to take full advantage of any operational experience that can be gained during the brief spells of fighting the AIF is having in this war.

2. Therefore, if the "six months in an overseas operational area" is a period of concentrated and continuous action, or if such a period is likely to occur at any time during the six months, and if the operational area is as far away from AUSTRALIA as I hope it will be, then the vacancies I will require are as follows :-

- (a) No vacancies are required in serials 1, 2, 13, 14, 24, 26, 27, 28-31, 35, 36, 38-46, 57-61, 65, 66.
- (b) 15 vacancies are required in serials 67 and 68.
- (c) In other serials no suggestions can be made as they apply to specialist units.

3. If on the other hand the six months are in an "operational area" close to AUSTRALIA, and in which the operations are of the type in which 21 Bde operated in the RAMU Valley from 1 Nov 43 till relieved there, or of any less active nature, then I would like the vacancies as set out in pro forma attached to be allotted. However, this is the maximum number of vacancies that I might require, and when the "six months period in an overseas operational area" arrives, the number I want to send will be influenced by such factors as casualties I have suffered and probable future casualties, time taken travelling to and from AUSTRALIA, and the general nature of the role I am given. I do not want to be tied to sending any given number of candidates to schools.

4. I suggest that candidates at schools be counted as part of the LOB personnel.

*Ivan H Dougherty*, Brig  
Comd 21 Aust Inf Bde



SCHEDULE SHOWING ESTIMATED REQUIREMENTS OF VACANCIES AT SCHOOLS AND COURSES DURING SIX MONTHS  
IN A THEATRE OF OPERATIONS OVERSEAS

Serial	School and Type of Course	VACANCIES		REMARKS (a) In case of new courses not already provided by LHQ or First Aust Army Schools, state object of course, qualifications of students and duration of course.
		Offrs	ORs	
1	<u>LHQ TACTICAL SCHOOL</u>			
2	"A" Wing	3		
	"B" Wing	8		
	<u>AFV SCHOOL</u>			
3	Junior Tactical - Armoured Formations	2		
	<u>TK A WING</u>			
13	RAA, Cav Offrs & Inf Offrs Cse	2		
14	RAA, Cav and Inf NCOs Cse		3	
	<u>SCHOOL OF MILITARY ENGINEERING</u>			
20	Works Officers Cse	1		
	<u>CAMOUFLAGE DEVELOPMENT AND TRG CENTRE</u>			
22	Camouflage and Deception Cse	2	3	
	<u>SCHOOL OF SIGNALS</u>			
23	Offrs Refresher (Corps of Signals) Cse	1		
24	Regtl Sig Offrs & NCOs (Arty and Inf) Cse	3	5	
	<u>SMALL ARMS SCHOOL</u>			
26	Weapon Trg Instrs Cse	1	4	
27	MMG Instructors Cse	1	3	



Serial	School and Type of Course	VACANCIES		REMARKS (a) In case of new courses not already provided by LHQ or First Aust Army Schools, state object of course, qualifications of students and duration of course.
		Offrs	ORs	
	<u>SCHOOL OF MILITARY INTELLIGENCE</u>			
29	"B" Wing Junior Course	3	2	
30	"C" Wing Air Photo Interpretation	1	6	
31	"D" Wing Field Security Cse		1	
	<u>CLERICAL COURSES</u>			
35	Stenographers and Typists Cse		3	
36	Advanced Clerical Cse		2	
	<u>SCHOOL OF ARMY COOKING AND CATERING</u>			
38	WO II Caterers Cse		2	
39	WO II Caterers Refresher Cse		1	
40	NCOs Cooks Cse		10	
	<u>LHQ SCHOOL OF MECH MT (WHEELED) WING</u>			
42	Tpt Offrs, Unit Instrs & Testing Offrs Cse	1		
	<u>AAMC SCHOOL</u>			
45	School of Hygiene & Sanitation		6	
46	School of Malaria Control		8	
	<u>SCHOOL OF ELECTRICAL AND MECHANICAL ENGINEERING</u>			
50	Advanced Armourers Cse		1	
	<u>LHQ GAS SCHOOL</u>			
58	Unit Gas Offrs & NCOS Cse	2	5	
59	Unit Gas Offrs & NCOS Refresher Cse	2	3	
61	Medical Offrs Cse	1		



Serial	School and Type of Course	VACANCIES		REMARKS (a) In case of new courses not already provided by LHQ or First Aust Army Schools, state object of course, qualifications of students and duration of course.
		Offrs	ORs	
64	<u>SCHOOL OF PHYSICAL TRG</u>		2	
65	<u>RAAF SCHOOL OF ARMY CO-OP</u>	2		
66	"A" Category			
	"B" Category	3		
67	<u>OFFICER AND CADET TRG UNIT</u> A & B Wings (For basic OCTU Trg for potential offr all arms)		13	
68	C Wing (For W & NCOs in Inf, Pnr and MMG Wings, Cav Regts having qualified in A & B Wings)		6	

SCHOOLS NOT PROVIDED FOR IN APPENDIX "A"

WEAPON TRAINING SCHOOL  
3<sup>rd</sup> Mortar School for Mortar Officers, NCOs and potential NCOs

1 8

Duration 10 days



# MESSAGE FORM

Register No. 1 Sec

Call

Ser. No.

Priority

Transmission Instructions

War Diary

AUS. INF  
WAR DIARY

ABOVE THIS LINE FOR SIGNALS USE ONLY

**FROM**  
(A)

Originator

21 AUST INF BDE

Date—Time of Origin  
15 1930K

Office Date Stamp

**F**

For Action

**TO**

7 AUST DIV

(w) For Information (INFO.)

Message Instructions **GR**

ORIGINATOR'S No.

0278 restricted (.) from BRIG DOUGHERTY (.) in view  
of reported statement by Mr FORDE on ABC news tonight  
I suggest we press to secure the additional manpower  
for essential battle units as flamethrower teams

This message may be sent **AS WRITTEN**  
by any means { except }

{ ..... } Wireless

Signed **H.R. GOODE, Capt**

If liable to be intercepted or fall into  
enemy hands, this message must be  
sent **IN CIPHER**

Signed

Originator's Instructions  
Degree of Priority

Time	System	Op
<b>THI or TOR</b>		
Time Cleared		



21 AUS. INF. BDE:

WAR DIARY

F

HQ 21 AUST INF BDE

REF 21 AUST INF BDE SIGNAL 0278 OF 15 NOV 44

The relevant statements by Mr FORDE are as follows (published in TABLE TOPS on 16 Nov 44):-

"Plans to direct 81,000 men and 15,000 women, some of them from the services, to new civil employment were announced by the Acting Prime Minister (Mr FORDE) in Parliament yesterday. The figure includes the 45,000 being released from the services by June. Immediate releases from the services will provide 8000 for the dairying industry.

Mr FORDE also announced plans for releasing servicemen for university study in the reserved faculties, including medicine, dentistry, science, veterinary science, engineering and agriculture. The universities could recommend the release of 150 men who had qualified or studied in these faculties.

Five hundred AWAS will be allowed to volunteer for service in NEW GUINEA, providing they are over 21 and under 35."



# WAR DIARY

21 AUS. INF. BDE

WD

G

Subject: FLAME THROWERS - MAN PACK

HQ 21 Aust Inf Bde

Ref No: G2/100

20 Nov 44

7 Aust Div

Reference 7 Aust Div G21/1/1771 of 10 Nov 44.

This Brigade has had no flamethrowers with which to practise their tactical handling; they have been demonstrated once by the LHQ team however, and the following views are submitted :-

(Letters indicating paragraphs are lettered the same as those in para 7 of LHQ memo Inf/521)

- (a) The course suggested in para 7 (a) of LHQ memo Inf/521 is one which will NOT get anything like good results, unless there are specialists to look after the flamethrowers, keep them in order, and ensure that fuels etc are always ready, during the periods when the flamethrowers are NOT allotted to the platoons. See the views expressed in 21 Bde memo G274 dated 4 Oct 44. If the Manpower situation is such that we cannot get more men then perhaps this course will be better than nothing, but we must expect breakdowns in the equipment.
- (b) My views concerning flamethrower teams are clearly expressed in 21 Bde memo G274 dated 4 Oct 44. It is obvious that a specially trained team to care for and use the flamethrowers is essential to get the desired result from them. However this team cannot be made up from members of the battalion. The present battalion has, after much sound and serious thought, been scaled down to War Establishment containing only men designed to make the battalion function as an efficient team. To say now that we can take some of these men out to make a flamethrower team would merely be openly admitting that our WE is too big, and that our thought up to the present has been wrong. Whereas it is always necessary to keep establishments under constant review to prevent waste of manpower, I consider very definitely that the present battalion has no one who is NOT required to make the battalion function as a team. The special flamethrower teams, if formed, would be wanted in action when all other members of the team were wanted. In this connection it is respectfully pointed out that the procedure adopted by the US Army and the advice they give (see para 3 of LHQ memo Inf/521) are NOT necessarily correct. Their flamethrower teams may, (they should anyway), be efficient, but whether the system of producing those teams is efficient or not must be measured with a full knowledge of the total efficiency of, and results produced by, the battalion teams from which the flamethrower teams have been extracted. I will NOT comment on this here.
- (c) The only alternative to courses suggested in para 7 (a) and (b) of LHQ memo Inf/521, an alternative which is far from being the soundest course, would appear to be the course indicated in para 7 (a), with added to it a group of technicians (the number depending on the number of flamethrowers allotted to the battalion - I suggest that at least 12 are required) to care for the weapons and see that everything needed for their efficient use is always ready. I feel that in considering the manpower side of this we simply have to impress on the authority finally keeping the balance between manpower allotted



- (c) to the Army and to civilian industry and entertainment the need for these extra men. If civilians in many walks of life worked an hour a week longer, or a little bit harder, it would free more than enough men to provide flamethrower teams in each battalion without affecting the productive capacity of AUSTRALIA. I think these views should be expressed very strongly to our elected representatives; -- every man in the AIF feels this way and I consider it should be made very clear to our elected representatives that we do. We would reach the end of the war with less loss of life among our young men, and hence have a stronger AUSTRALIA after the war if strong action were taken along these lines.
- (d) The tactical employment and control of flamethrowers against various objectives in various phases of operations must be in accordance with the principles governing the normal tactical employment of any supporting weapons. The flamethrower is merely another supporting weapon.
- (e) No comment can be made concerning the technical aspects of the matters mentioned in para 7 (e) of LHQ memo Inf/521 as no one in 21 Bde has seen sufficient of the flamethrowers. However, it is obvious that there are a lot of technical points about the flamethrower, and a special team is necessary to look after the points mentioned in para 7 (e) of LHQ memo Inf/521, (see 21 Bde memo 0274 dated 4 Oct 44.

*Juan R. Dougherty,* Brig  
Comd 21 Aust Inf Bde



PART II - OBJECT OF EXERCISE

To be discussed at preliminary conference.

PART III - OPENING SITUATION

21 AUS. INF. BDE  
WAR DIARY

Ref Maps: ATHERTON TABLELANDS 4 miles to 1 inch  
CORDONVALE )  
DIMBULAH )  
BARILE FRERE ) 1 mile to 1 inch  
HERBERTON )  
PALMERSTON )

1. Early in November 44, a JAP force estimated at a strength of one division plus attached troops, landed on the North Coast of Queensland between MOSSMAN and CAIRNS. They deployed rapidly inland towards KURANDA and South to CAIRNS and GORDONVALE, in both of which areas they overcame local VDC garrisons. They then started to infiltrate onto the TABLELANDS through the KURANDA and GILLIES HIGHWAY Passes.
2. 1 Aust Corps was concentrated at MOUNT GARNET at the time of the landings and was moved immediately to counter the JAP drive.
3. 6 Aust Div was given the task of driving the enemy back along the MAREEBA - KURANDA Road and by 22 Nov had succeeded in capturing the heights around KURANDA.
4. 9 Aust Div was given a similar task on the YUNGABURRA - GILLIES HIGHWAY Road and had managed to clear the JAPS from the area. By 22 Nov they were still fighting South of GORDONVALE.
5. 7 Aust Div was being held in reserve in the MAREEBA area.
6. On 22 Nov, a subsidiary landing was made in the INNISFAIL area by a JAP Force estimated at one regimental group. By 23 Nov this force was advancing inland via the PALMERSTON HIGHWAY and tracks leading NE from INNISFAIL into the TOPAZ - LAMONDS HILL area.
7. 7 Aust Div was ordered to seek out and destroy these forces. 25 Aust Inf Bde was to move South along the axis ATHERTON-MALANDA-MILLA MILLAA. 18 Aust Inf Bde was to remain in reserve in the ATHERTON Area. HQ 7 Aust Div located at ATHERTON.
8. 21 Aust Inf Bde has been ordered to move SE along the axis MAREEBA-KAIRI-YUNGABURRA-PEERAMON-LAMONDS HILL-TOPAZ. Bde to move past KAIRI as early as possible 24 Nov 44.
9. It is considered unlikely that the JAPS could get tanks or any heavy MT up the tracks from INNISFAIL to TOPAZ. However, he can move them via the PALMERSTON HIGHWAY through MILLAA MILLAA and then East into the LAMONDS HILL area before 25 Aust Inf Bde can secure MILLAA MILLAA. Although Tac R has NOT reported any tanks in the area, MT has been seen on the road JAGGAN (5311) - LAMONDS HILL and in the area BUTCHER CREEK 6316. The possibility of encountering tanks must, therefore, be accepted.
10. Tac R report at last light 23 Nov gives the following infm:-
  - (a) Six HMT moving North along road PEERAMON- LAMONDS HILL, at 623669.
  - (b) Troop movement on the North and West slopes of HILL VIEW 6118.
  - (c) Two guns moving across country in the vicinity 6416.
  - (d) Two small parties of troops, approx 10 each, on the main road at 585190.
11. Having gained the CAIRNS airstrip the JAP has succeeded in putting some aircraft into action.



12. Our Air Forces, based on MAREEBA and MOUNT CARNET have established local air superiority however, over the TABLELANDS area.

NARRATIVE I

See 21 Aust Inf Bde Operation Instruction No.1.

*L. Shalott*

Maj

BM 21 Aust Inf Bde

19 Nov 44

DISTRIBUTION:

- 2/14 Aust Inf Bn
- 2/16 Aust Inf Bn
- 2/27 Aust Inf Bn
- 21 Aust Inf Bde Sig Sec
- 7 Pz 2/1 Aust Gd Regt
- 2/52 Aust LAD
- 2/5 Aust Fd Regt
- 7 Bty 2/2 Aust Tk A Regt
- 2/6 Aust Fd Coy
- 2/8 Aust Tpt Pl
- 2/6 Aust Fd Amb
- 2/124 Aust Ord Fd Tk
- 2/124 Aust Bde Wksp
- 7 Aust Div
- 2/4 Aust Pnr Bn
- Comd
- BM
- SC
- IO
- BASCO
- TO
- File
- War Diary



WAR DIARY

SECRET

Copy No... 28...

23 Nov 44

J

21 AUST INF BDE OPERATION ORDER No 1

Ref Maps : GORDONVALE 1 inch to 1 mile  
BARTLE FRERE 1 inch to 1 mile

NO CHANGE FROM VERBAL ORDERS

INFORMATION

1. Enemy - NO change from opening situation.
2. Own Tps
  - (a) 9 Aust Div have been using GILLIES HIGHWAY between ATHERTON and TOLL GATE area 6122 without interference from enemy. 9 Aust Div intend using this road during night 23/24 Nov 44.
  - (b) 2/14 Aust Inf Bn have been under command 9 Aust Div and cannot be released in time to pass rd junc 553272 before 1430 hrs 24 Nov 44.
  - (c) Additional tps under command and in sp :-
    - (1) Under Comd :-
      - 2/5 Aust Fd Regt (represented by skeleton group)
      - 7 Bty 2/2 Aust Tk A Regt
      - B Coy 2/1 Aust MG Bn
      - 2/8 Aust Tpt Pl
      - 1 Pl 2/6 Aust Gen Tpt Coy
      - 2/33 Aust Sup Dep Pl
      - 2/6 Aust Fd Amb
      - 2/124 Aust Bde Wksp
      - Det 2/124 Aust Bde Ord Fd Pk
      - One Sec 7 Aust Div Pro Coy
    - (ii) In support :-
      - 2/6 Aust Fd Coy RAE

INTENTION

3. 21 Aust Inf Bde will advance with all possible speed along the axis KAIRI - KULARA - YUNGABURRA - PEERAMON - LAMONDS HILL - with the object of seizing TOPAZ 675082. Objective for 24 Nov is high ground about rd junc 555222.

METHOD

4. Adv Guard Mobile Tps
  - (a) Comd - Capt GORDON, 2/27 Aust Inf Bn.
  - (b) Tps - D Coy 2/27 Aust Inf Bn with under command :-
    - 2 dets mortars 2/27 Aust Inf Bn
    - "G" Tp 7 Bty 2/2 Aust Tk A Regt
    - B Pl B Coy 2/1 Aust MG Bn
    - Det 21 Aust Inf Bde Sig Sec
    - Det 2/8 Aust Tpt Pl
    - Det Pl 2/6 Aust Gen Tpt Coy
    - Det 2/6 Aust Fd Amb
    - and in support :-
    - Reece party 2/6 Aust Fd Coy.
  - (c) Task -
    - (i) Move at 0500 hrs 24 Nov and secure, with all speed, high ground about rd junc 530255.
    - (ii) When this area is secured, patrol East along rd past LAKE EACHAM thence towards SPRINGVALE 559924, and



- (b) SOUTH and EAST along main axis to FREERAMON and beyond - with the object of obtaining information of enemy movement, dispositions and strength. (No patrolling SOUTH of grid line 24 before a time to be notified).
- (iii) If enemy forces are contacted impose the maximum delay on them.
- (iv) Role is not to hold ground and if forced to withdraw, delay and harass enemy to the maximum.
- (d) Reports
  - (1) Report Lines

KULARA	-	5129
YUNGABURRA	-	5126
Rd June		530255
  - (ii) After reaching rd June 530255 report hourly. Any information of enemy will be reported immediately.

5.

Advance Guard

- (a) Comd - Lt-Col PICKEN, 2/27 Aust Inf Bn
- (b) Tps - 2/27 Aust Inf Bn (less one Coy and two Dets Mortars) with under command :-
  - Det 21 Aust Inf Bde Sig Sec
  - Det 2/8 Aust Tpt Pl
  - Det Pl 2/6 Aust Gen Tpt Coy
  - and in support :-
    - 55 Bty 2/5 Aust Fd Regt
    - Reece Party 2/6 Aust Fd Coy
- (c) Task - Protection of main body
- (d) Report Lines :-
 

KULARA	5129
YUNGABURRA	5126
Rd June	530255
Rd June	555222

6.

Left Flank Guard

- (a) Comd - Lt-Col RHODEN, 2/14 Aust Inf Bn
- (b) Tps - 2/14 Aust Inf Bn, with under command :-
  - E Tp 7 Bty 2/2 Aust Tk A Regt
  - Det 21 Aust Inf Bde Sig Sec
  - Det 2/8 Aust Tpt Pl
  - Det Pl 2/6 Aust Gen Tpt Coy
  - and in support
    - 9 Bty 2/5 Aust Fd Regt
    - Reece Party 2/6 Aust Fd Coy.
- (c) Task - Move via LAKE EACHAM and secure high ground in area 5823 and be prepared to continue the advance at short notice via SPRING VALE 55924 to HILL VIEW 624188.
- (d) Report Lines -
  - South edge LAKE EACHAM jungle 577243.
  - High ground - area 5823.

7.

Main Body

- (a) Comd - Brig DOUGHERTY, 21 Aust Inf Bde
- (b) Tps
  - 21 Aust Inf Bde
  - less 2/14 Aust Inf Bn
  - 2/27 Aust Inf Bn
  - Dets 21 Aust Inf Bde Sig Sec
  - 2/59 Aust IAD
  - 2/5 Aust Fd Regt less two Btys
  - 7 Bty 2/2 Aust Tk A Regt less two tps



B Coy 2/1 Aust MG Bn less one pl  
2/6 Aust Fd Amb less dets  
2/6 Aust Fd Coy less recce parties  
One Sec 7 Aust Div Pro Coy

8. Routes

- (a) 21 Aust Inf Bde less 2/14 Aust Inf Bn - as above in para 3.
- (b) 2/14 Aust Inf Bn - rd june 563272 - rd june 572253 area 5723.

9. Start Points

- (a) 21 Aust Inf Bde less 2/14 Aust Inf Bn - rd june 481363
- (b) 2/14 Aust Inf Bn - rd june 563272.

10. Start Time

See March Table attached as Appx "A".

11. Order of March

See Appx "A" attached.

ADMINISTRATION

12. See separate order attached.

INTERCOMM

13. Bde HQ - will be located on main axis during advance.

14. Line comm - Line will NOT be laid in the initial stages.

15. Wireless - Det 21 Aust Inf Bde Sig Sec will move with each Bn and adv gd mob tps.  
All jeeps carrying wireless stations will carry a blue signal flag.

16. ACK

*[Handwritten Signature]*  
 BM 21 Aust Inf Bde

Issued By... *S.D.R.*...

Signed at... *22/645*...K

DISTRIBUTION

	<u>Copy No</u>	<u>Copy No</u>	<u>Copy No</u>
2/14 Aust Inf Bn	1	Comd	20
2/16 Aust Inf Bn	2	BM	21
2/27 Aust Inf Bn	3	SC	22
OC Adv Gd Mob Tps	4	IO	23
21 Aust Inf Bde Sig Sec	5	TO	24
7 Pl 2/1 Aust Guard Regt	6	File	25 - 26
2/59 Aust LAD	7	War Diary	27 - 29
2/5 Aust Fd Regt	8		
7 Bty 2/2 Aust Tk A Regt	9		
2/6 Aust Fd Coy	10		
B Coy 2/1 Aust MG Bn	11		
2/8 Aust Tpt Pl	12		
2/33 Aust Sup Dep Pl	13		
2/8 Aust Fd Amb	14		
2/124 Aust Bde Wksp	15		
2/124 Aust Ord Fd Pk	16		
Sec 7 Aust Div Pro Coy	17		
7 Aust Div	18		
2/6 Aust Gen Tpt Coy	19		



ORDER OF MARCH

APPENDIX "A" to  
21 AUST INF BDE  
OP ORDER No 1

- (a) Rate of advance : 2½ mph for marching personnel  
 (b) Vehicle density : 35 vtm  
 (c) Routes : 2/14 Aust Inf Bn :- Rd June 553272 - Rd June 572253 - area 5723  
 21 Aust Inf Bde less  
 2/14 Aust Inf Bn :- 481363 - KAIRI 4633 - KULARA 5029 - YUNGABURRA 5126 - Rd June 530255  
 - Rd June 528231 - Rd June 555222

Serial	Unit	Start Point	Time past Start Point		Remarks
			Head	Tail	
1	Adv Gd Mobile Tps "D" Coy 2/27 Aust Inf Bn	Rd Junction 481363	240500		See role above
2	Adv Gd 2/27 Aust Inf Bn less one Coy	"			Time to be decided by Comd Adv Gd
3	HQ 21 Aust Inf Bde 21 Aust Inf Bde Sig Sec less detachments 7 Pl 2/1 Aust Gd Regt Sec 7 Aust Div Pro	"	240620	240624	Minimum of 50 yards between sub units and equivalents. 300 yards between units.
4	2/16 Aust Inf Bn	"	240627	240638	do
5	'B' Coy 2/1 Aust MG Bn	"	240641	240643	do
6	2/6 Aust Fd Coy (less detachments)	"	240646	240647	do
7	2/5 Aust Fd Regt (less two batteries)	"	240650	240651	do
8	7 Bty 2/2 Aust Tk A Regt (less two troops and guns which cannot be moved)	"	240654	240655	do
9	2/6 Aust Fd Amb	"	240658	240701	do



Serial	Unit	Start Point	Time past Start Point		Remarks
			Head	Tail	
10	2/14 Aust Inf Bn	Rd junction 553271	241430		
11	7 Bty 2/2 Tk A Regt (Guns not moved see serial 8)	Rd junction 481363			To be moved from SP when opportunity offers
12	"B" Echelon 2/59 Aust LAD 2/124 Aust Bde wksp Det 2/124 Aust Bde Ord Fd Pk 2/8 Aust Tpt Pl less dets Pl 2/6 Gen Tpt Coy less dets				See para 8 of Adm Instr No 10

1	2/14 Aust Inf Bn	240500	240500		
2	2/14 Aust Inf Bn	240500	240500		
3	2/14 Aust Inf Bn	240500	240500		
4	2/14 Aust Inf Bn	240500	240500		
5	2/14 Aust Inf Bn	240500	240500		
6	2/14 Aust Inf Bn	240500	240500		
7	2/14 Aust Inf Bn	240500	240500		
8	2/14 Aust Inf Bn	240500	240500		
9	2/14 Aust Inf Bn	240500	240500		



# WAR DIARY

L

21 AUST INF BDE

SECRET

Copy No 25

25 Nov 44

WD

## 21 AUST INF BDE OPERATION ORDER No 2

REL F MAP : BATTLE FRERE one inch to one mile

### INFORMATION

#### 1. Topographical

Features are named as follows :-

RED HOUSE HILL	605184
RED HOUSE SPUR	605184 - 612188
BLUE TREE KNOLL	610194
TREE TRUNK HILL	615194
HILL VIEW	624188

#### 2. Enemy

It is estimated that at least one battalion are occupying HILL VIEW feature incl the forward spur.

Located enemy positions are :-

RED HOUSE HILL - approx one platoon  
West edge of timber RED HOUSE spur and top of reentrant  
at 608188 - approx two platoons.  
TREE TRUNK HILL - approx one company  
BLUE TREE HILL - LMG post at 607194 and prepared position  
at 608196.  
Posts at 614199, 618199 and in area of timber 622193.  
HILL VIEW - approx two companies.

#### 3. Own Tps

No change from 21 Aust Inf Bde REVSIT to 251800K.

### INTENTION

#### 4. 21 Aust Inf Bde will capture high ground in HILL VIEW area bounded by the following roads :-

NORTH - 611203 - 631193  
SOUTH - 599182 - 624168  
EAST - 631193 - 624168  
WEST - 611203 - 599182

### METHOD

#### 5. The operation will be carried out in five phases.

#### PHASE I

#### 6. Tps

2/27 Aust Inf Bn with in support,  
2/5 Aust Md Regt  
Two pls 2/1 Aust MG Bn  
and under comd,  
One tp 7 Bty 2/2 Tk A Regt.

#### 7. Task - Capture BLUE TREE HILL and TREE TRUNK HILL.

#### 8. Additional Support - 2/14 Aust Inf Bn mortar task on RED HOUSE SPUR as arranged by Comd 2/14 Aust Inf Bn and Comd 2/27 Aust Inf Bn.



9. Start Time - 261000K

10. Action on capture of objective

Hold TREE TRUNK HILL and exploit towards lower slopes of the main HILL VIEW feature, and be prepared to support 2/14 Aust Inf Bn (see Phase II).

PHASE II

11. Tps

2/14 Aust Inf Bn with in support,  
2/5 Aust Fd Regt  
two platoons 2/1 Aust MG Bn  
and under command,  
one troop 7 Bty 2/2 Aust Tk A Regt.

12. Task

Capture HILL VIEW

13. Additional Support

2/27 Aust Inf Bn will give maximum support onto NORTH slopes of HILL VIEW, as arranged between Commanders 2/14 Aust Inf Bn and 2/27 Aust Inf Bn

14. Start Time - 261400K

15. Action on capture of objective

Consolidate on HILL VIEW and by patrols clear spur to VICTORIA PARK 634177.

PHASE III

16. Tps

2/16 Aust Inf Bn with in support,  
2/5 Aust Fd Regt  
B Coy 2/1 Aust MG Bn

17. Task

Capture RED HOUSE SPUR and RED HOUSE HILL.

18. Start Time - 261530K.

19. Action on capture of objective

Hold RED HOUSE SPUR and secure spur 605175.

PHASE IV

20. Tps

2/27 Aust Inf Bn with in support,  
2/5 Aust Fd Regt  
and under command  
One tp 2/2 Tk A Regt and  
one pl 2/1 Aust MG Bn.

21. Task

- (a) Move through 2/14 Aust Inf Bn on HILL VIEW and clear spur to rd junc 624168.
- (b) Patrol forward to maintain contact.

22. Start Time - To be notified by Bde HQ.

23. When spur is cleared 2/27 Aust Inf Bn will consolidate on line from rd junc 624168 incl to 633176.



PHASE V

- 24. On orders from Bde HQ 2/16 Aust Inf Bn with under command, one pl 2/1 Aust MG Bn, one tp 2/2 Aust Tk A Regt, will move forward and consolidate on high ground about 620166.
- 25. ARTY,
  - (a) Comd 2/5 Aust Fd Regt will arrange to coordinate fire plans each phase with Bn Comds concerned.
  - (b) Respective Bty Comds remain with Bns.
- 26. Tk A
  - (a) One tp under command each bn.
  - (b) 7 Bty 2/2 Aust Tk A Regt less three tps in Bde Reserve.
  - (c) (i) Prime movers remain with the tps allotted 2/14 and 2/16 Aust Inf Bns until completion PHASE III.
  - (ii) One completion PHASE III, prime movers with tp allotted 2/14 Aust Inf Bn, report to troop with 2/27 Aust Inf Bn to move guns fwd for consolidation.
- 27. ENGRS
  - (a) Recce party to move with each bn.
  - (b) 2/6 Aust Fd Coy less recce parties remain present location in Bde Reserve.
- 28. MMG S
  - (a) OC B Coy 2/1 Aust MG Bn will coordinate fire plans for each phase with Bn Comds.
  - (b) Action on completion of PHASE III
    - (i) One pl under comd each 2/16 and 2/27 Aust Inf Bns for consolidation on final position.
    - (ii) B Coy less two pls revert to command Bde HQ and remain in position. OC will report to Comd Post for orders.

ADM

- 29. Medical
  - (a) ADS - area 573218.
  - (b) Amb Car Post - (i) School 611203 for Phases I, II and III.
  - (ii) Then at rd junc 598182.

- 30. Amn
  - (a) 300 rpg 25 pr will be dumped gun position by 260600K.
  - (b) otherwise normal.

- 31. Supps )
- 32. POL ) Normal

- 33. FW - Under unit escort to Bde HQ.

- 34. Rec

Rec Posts will be established at :-

  - (a) rd junc 581205
  - (b) rd junc 600200

INTERCOMMUNICATION

- 35. Bde HQ
  - (a) Comd Post will be established at 598192 by 260930K until completion of PHASE V.
  - (b) Bde HQ remains present location.
  - (c) Subsequent moves will be notified.



36. Line

- (a) Line communication will be laid from Sig Centre at forward Comd Post.
- (b) 21 Aust Inf Bde Sig Sec line party will report to 2/14 Aust Inf Bn at 260545K, to lay line communications to Bn "O" Gp.

37. Wireless

W/T detachment with 208 set each Bn.

38. ACK.

*DR Rylands* Capt  
for Maj  
BM 20 Aust Inf Bde

Issued By... *SDR* ...  
Signed at... *260200K* ...

DISTRIBUTION

COPY No

2/14 Aust Inf Bn	1
2/13 Aust Inf Bn	2
2/27 Aust Inf Bn	3
21 Aust Inf Bde Sig Sec	4
7 Fl 2/1 Aust Guard Regt	5
2/5 Aust RI Regt	6 - 9
7 Bty 2/2 Aust Tk A Regt	10
2/6 Aust RI Coy	11
B-Coy 2/1 Aust MC Bn	12
2/33 Aust Sup Dep Fl	13
2/6 Aust RI Amb	14
2/124 Aust Bde Wksp	15
OC B Echelon	16
7 Aust Div	17
Comd	18
BM	19
SC	20
IO	21
File	22 - 23
War Diary	24 - 25



# WAR DIARY

M

21 AUS. INF. BDE.

HQ 21 Aust Inf Bde

25 Nov 44

Dear

*Senzil,*

I have just completed an exercise in which some of your tanks were used along a narrow track through thick rain forest. The more I think about tanks, the more I am convinced that the number of tanks and tank units in Australia will not be sufficient for the AIF Corps when it goes into battle.

It seems to me that on a jungle track we must have sufficient tanks to allow a commander of the force to which they are attached to be prepared to have tanks rendered immobile and still have enough left at any time to keep up the momentum of the attack. I am sure that if we apply this principle all our attacks will be completely successful. Tanks which become casualties will mostly only be rendered immobile, and can be salvaged later. (The terrain should be the only qualifying factor to this statement).

I do not know that it is generally realised how important tanks are, and I am writing this letter to you so that you will know my views when pressing for anything for your Regiment. I feel that more can be achieved by writing to you than by submitting these views through the normal channels.

I understand from the GOC that the regiment likely to be attached to 7 Aust Div is equipped with Grants. I personally don't like the Grants - I consider them most unsuitable.

I have discussed with the GOC the need for more tanks. A regiment to a division is insufficient. He agrees with me; we must not let the matter rest with mere agreement, but must press to get the matter remedied.

In the exercise we've just completed the majority of the tanks were not equipped with the intercommunication apparatus at the back for use by infantry. I'm sure that this is essential, for when enemy bullets are thick around, the troop commander outside with his 536 set may soon become a casualty, and control over the tanks may be lost. They may not be able to carry out their tasks. I've discussed this with McIntyre, and he tells me that the deficiency is just one more deficiency due to supply, or lack of it. Do you think we can overcome this?

Should you at any time be in our area, I would like to have a talk to you concerning the general policy with regard to tank regiments and other matters on which I think my views coincide with yours.

I notice that we are likely to have a dozen flamethrowing tanks in a Corps Pool. I'll be glad when I see these in reality.

I am sure that you have under your control a type of support that we will require and which will cause far greater casualties to the Japs with proportionately less loss of Australian life.

The Squadron which has been attached to my Brigade has been first class. I hope to see more of your Squadrons helping in the next operations. This morning I had a good talk with McIntyre, and on 1 Dec we are having a conference of infantry and tank officers to discuss cooperation generally.

I will not write more now. I send you all best wishes and hope that one day soon I will get a chance to talk to you.

Yours very sincerely,

*Alan W. Sanghera*

*Note. I have received a confidential letter from Brig Onslow in reply; it arrived on Christmas Day and was a first class Christmas present. This idea coincides with mine, and he also desires to adopt a positive policy to get the things we need rather than put up with the things we have.*

*Sanghera, Brig. 28 Dec 44.*



N

Hereunder is a time table showing the main items of training which will be carried out under direction of this HQ between 1 Dec and 6 Dec 44. The Divisional Exercise will commence on 7 Dec 44.

DAY	DATE	TIME	SUBJECT	PERS TO ATTEND
Fri	1 Dec	0900	Discussion on tanks and Inf	Tk and Inf offrs down to coy or equivalent comds.
		1600	Discussion and demonstration on night attack.	All officers 2/14 and 2/27 Aust Inf Bns.
Sat	2 Dec	0900	Brigade Parade	Bde HQ, 2/14 and 2/27 Aust Inf Bns.
Sun	3 Dec		Free day	
Mon	4 Dec	0900	Discussion on Bn and Bde Exercises.	Offrs down to coy and equivalent comds of all arms which participated.
		1400	Discussion on River crossing procedure	Inf Offrs down to Coy Comds.
		1700	Spitlock weapon pits for digging next day.	(Separate instrs to 2/27 Aust Inf Bn)
Tue	5 Dec	0830	Digging of demonstration weapon pits.	One pl of 2/27 Aust Inf Bn
		1600 onwards	Bde HQ defensive layout exercise.	Bde HQ incl att units and Div HQ Gd Pl.
Wed	5 Dec	0600	Demonstration and discussion on principles and technique of defensive positions	All officers

*L. Spalcott* Maj  
EM 21 Aust Inf Bde

DISTRIBUTION

2/14 Aust Inf Bn  
2/16 Aust Inf Bn  
2/27 Aust Inf Bn  
21 Aust Inf Bde Sig Sec  
7 Pl 2/1 Aust Guard Regt  
2/59 Aust LAD  
7 Aust Div  
Comd  
EM  
SC  
IO ✓ *LS*  
File  
War Diary (2)



RESTRICTED

W Diary 0

The information given in this document is NOT to be communicated, either directly or indirectly to the Press or to any person NOT authorised to receive it.

ROUTINE ORDERS

Serials 8 - 16

by  
Major L.E. WALCOTT

WAR DIARY

Commanding HQ 21 Aust Inf Bde Details 21 AUS. INF. BDE.

PART I

SECURITY AND CENSORSHIP

8. An instruction concerning security and censorship is being issued separately and will be placed on all notice boards. All ranks will read this instruction.

PRE-SELECTION OF OFFICERS

9. Any male member of the AMF desirous of appointment to commissioned rank will submit to his CO or OC an application in writing setting out his personal particulars and qualifications.

In order to conduct psychological and other tests of male personnel recommended or applying for appointment to commissioned rank a board, designated the LHQ Officer Pre-Selection Board, has been established.

To facilitate and expedite the work of the LHQ Board, one or more local Officer Pre-Selection Boards will be appointed as required from time to time by each formation HQ

It is a fundamental principle of the pre-selection scheme that every male soldier who considers himself suitable for appointment to commissioned rank in any of the relevant arms or corps shall be entitled to submit an application to the CO or OC of his unit for interview by a local board and shall be entitled to be so interviewed.

INCOME TAX - MEMBERS WITH DEPENDANTS RESIDENT OVERSEAS

10. The Income Tax Assessment Act provides for rebates of tax in respect of taxpayers dependants resident in Australia.

Where a member of the AMF has married while serving overseas, rebates may be claimed in respect of his wife, and of any children of the marriage, even if they are residing overseas. Such persons are, for this purpose, deemed to be domiciled in Australia.

No rebate will be allowed in respect of other dependants residing outside Australia.

ANGAU - APPLICATIONS FOR APPOINTMENTS TO THE DISTRICT SERVICES

11. Applications are invited from members of the AMF for appointment to the District Services of ANGAU. Applicants age, and particulars of service will be shown on applications which will be submitted by 10 Dec.

REMITTANCES OF UNDRAWN PAY AND CASH

12. It is expected that there will be a heavy demand by members to avail themselves of the opportunity of sending remittances as Christmas Gifts, and members are therefore requested to remit early.

Remittances forwarded through Paymasters and received by them on or before 10 Dec 44, will be paid prior to Christmas.

AIR LETTER SERVICE

13. The Postmaster-General's Department has introduced an Air Letter Service, in addition to the existing airmail and airgraph facilities, for overseas correspondence. This service is available for communications -

- (a) to Australian and other Empire Forces, overseas, and British Merchant Seamen;



(2)

- (b) to civilians in most parts of the British Empire, other than Canada, and in certain specified neutral countries; and
- (c) To prisoners of war in Europe.

It will provide a considerably faster service than the normal airmail.

When this service is used, the letter will be written on the special air letter form, which is obtainable at Army and Civil Post Offices at a cost of 7d, and the following procedure will be observed -

- (a) The space provided on the back of the form for the name and address of the sender will not be used. The address will be written inside the letter form in the top right hand corner thereof;
- (b) When writing to a British country, a member will use his usual military address;
- (c) When writing to a neutral or enemy country, a member will not use any military address, but will use either -
  - (i) A civil address -  
(e.g. Army No..... Rank..... Initial..... Surname..  
18 Tope Street,  
NEWHAVEN, N.S.W.), or
  - (ii) That of the Chief Field Censor -  
(e.g. Army No..... Rank..... Initial..... Surname.....  
C/o Chief Field Censor, LHQ, AUSTRALIA);
- (d) If the Chief Field Censor's Address be used, the member will notify him of his usual military address and any subsequent change of that address in order that any reply received to the member's air letter may be forwarded to him by the Chief Field Censor.

Air letter forms cannot be sent by registered post and will not contain enclosures. Any found with enclosures will be forwarded by surface mail.

#### LIFE ASSURANCE POLICIES TAKEN OUT BY MEMBERS OF THE FORCES

14 Life Assurance Policies taken out by members of the forces on their own lives after September, 1939, usually contain a war clause which imposes upon the member assured, if he wishes to remain covered under his policy for the full sum assured while serving outside the Commonwealth, the obligation of -

- (a) Informing the Life Assurance Office concerned of his departure from Australia and the date thereof; and
- (b) Payment to that office of an extra war loading premium.

Certain life assurance offices regard the territories of PAPUA and NEW GUINEA as being, for this purpose, outside the Commonwealth, and there are variations in the rate of war loading premiums charged by different offices, while, in some circumstances, an office may not be prepared to cover the additional risk and may, therefore, refuse to quote any extra premium. A member who desires to remain covered while serving outside the Commonwealth should ascertain from the office concerned to what areas the existing cover extends and what rates of war loading premiums are required should he serve outside those areas.

If the member subsequently embarks for service outside the Commonwealth, he may arrange through army channels -

- (a) For payment of the amount of extra war loading premiums (as previously ascertained by him) to the office concerned, by means of a remittance of undrawn pay; and



(3)

- (b) For notice of the date of embarkation to be given to that office by the DFO when paying the remittance.

The member will attach to the remittance form a letter requesting the giving of the notice mentioned in sub para (b) of this paragraph.

For security reasons, direct notification by members to life assurance offices of their impending or actual embarkation is strictly prohibited.

#### CARE OF PRIVATE PROPERTY DURING EXERCISES

15. Unnecessary damage is being caused to private property during exercises due to carelessness and lack of thought.

All ranks will observe the following:-

- (a) Do NOT light fires beside logs or at the base of stumps.
- (b) Ensure that all fires are extinguished by covering with earth before leaving an area.
- (c) Avoid, as far as possible, straining fences, by using gates, or getting through under the bottom wire.

#### DRESS

16. A general tendency towards slackness in dress has been noticed lately. The authorised dress for this area is -

- (a) Uniform FS, belt web, boots, gaiters, hat khaki fur felt; or
- (b) Shirts KD or JG, trousers KD or JG, belt web, boots, gaiters, hat khaki fur felt and jersey pullover if desired.

Shirts may be removed by working parties engaged in heavy work; but the permission of an officer must be obtained. They will be worn by all working parties proceeding to and from work and by drivers at all times. Gaiters will be worn at all times.

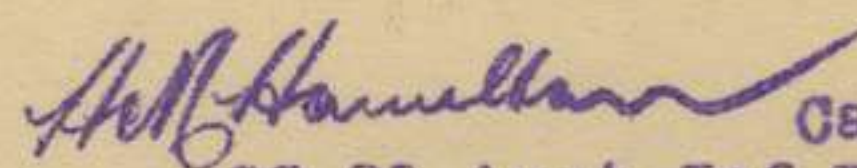
#### CHRISTMAS GREETING TELEGRAMS

17. (a) The following dates will apply for lodgement of Christmas Greeting Telegrams:-

For delivery overseas NOT later than 6 Dec 44.

For delivery within the Commonwealth NOT later than 18 Dec 44.

- (b) The existing EFM Telegram Service to the United Kingdom will be suspended from 6 Dec 44 to 25 Dec 44 inclusive, and during that period the "Social Letter Telegram" will be available. This type of cable can only be used for greetings, family news, or non-commercial personal matters. The rate is 5d per word with a minimum of 12 words. It is also available to CANADA but NOT USA. Early lodgement is necessary.

 Capt  
SC 21 Aust Inf Bde



21 AUS. INF. BDE.

P

# WAR DIARY

Subject: DUTY OFFICERS

HQ 21 Aust Inf Bde

Ref No: G 475

30 Nov 44

1. In addition to the duties already laid down, Bde HQ Duty Officer will carry out the following two inspections during his tour of duty:-

(a) Once by day, inspect the whole of the HQ area in company with the CSM. This inspection will include:-

- (i) Men's lines
- (ii) Officers' and Men's kitchens
- (iii) Recreation areas
- (iv) Latrines and showers etc.

The cleanliness of the lines will be closely watched. Any faults will be remedied at once or if that is NOT possible, reported to the BM. Kitchens and cooks must be spotlessly clean.

(b) Attend at the evening mess parade in company with the CSM. Inspect the meal and its serving. After all troops are served, proceed to the mess hut and inquire whether there are any complaints for the day.

2. On completion of his tour of duty, the duty officer will submit a brief report to the BM covering any complaints received or faults to be remedied. Nil reports will be submitted where applicable.

Maj  
BM 21 Aust Inf Bde

DISTRIBUTION

- All Officers Bde HQ
- CSM
- CQMS
- File
- War Diary



SECURITY AND CENSORSHIP

## WAR DIARY

## PART A - INTRODUCTION

29/10/44  
ZI AOS. INF. BDE.1. Interpretation -

(a) For the purpose of this order -

"Australia" means the Commonwealth of Australia, the Territory of Papua and the Mandated Territory of New Guinea;

"communication" means any letter, registered letter, lettercard, field service postcard, green envelope, newspaper, parcel, packet or telegram;

"member" means any member of the Australian Military Forces;

"prohibited information" means any naval, military or air force information which has not been published and which may be directly or indirectly of use to the enemy if received by him.

PART B - SECURITY2. Security of information -

A member will not communicate any prohibited information except for the purpose of carrying out his duty. A breach of this provision is also an offence under the Defence Act 1903-1941, punishable by a fine or imprisonment or both.

3. Diaries and Notebooks -

(a) A member will not send through the post any diary or notebook.

(b) The CO of each unit will ensure that all diaries and notebooks are collected by an officer appointed for the purpose -

(i) Before any movement by sea, or (except within the Commonwealth of Australia) by air;

(ii) Whenever contact with the enemy is imminent;

(iii) On the 31st Dec in each year and at such other times that are notified in formation or L of C Area Routine Orders.

(c) Diaries and notebooks will be sent by units to the nearest detachment of 1 Aust Fd Censorship Coy or to the nearest Base Censor. All such diaries and notebooks will be clearly marked as such and will show the regimental number, name, rank and unit of the owner.

(e) Diaries and notebooks may be returned to the owner on application to the Ech and Records of the L of C Area of the member's enlistment, after return to Australia, provided that such diaries and notebooks have been approved by the OC Det 1 Aust Fd Censorship Coy or Base Censor for release. If such diaries and notebooks are not approved for release, they shall not be returned until after the termination of hostilities.

(f) No member will carry with him when returning to the Commonwealth of Australia, or send, deal with or dispose of any diary or notebook except in accordance with the provisions of this order.

PART C - CENSORSHIP4. Prohibited Information -

A member will not post or send any communication containing any prohibited information. In particular, reference shall not be made to any of the following matters -

(a) Strength of any organisation of our own or Allied Forces (incl navy or air forces) or reference to their morale;

(b) Location of any naval, military or air force unit or detachment except -

(i) to the extent to which the official address of the unit includes the name of the location;

(ii) that, in a communication to an address in Australia, a member in the Commonwealth of Australia may, subject to any restriction imposed by a formation or L of C Area, say that he is in a State of the Commonwealth or in the Northern Territory, but he may not give any indication of his actual location in that State or territory;



- (iii) that, in a communication to an address outside Australia, a member may, subject to any restriction imposed by a formation or L of C Area, say that he is in Australia or a Pacific Island, but he may not give any indication of the State in Australia or Which Island in the Pacific;
- (iv) That, in a communication to an address in Australia, a member in the Territory of Papua or the Mandated Territory of New Guinea or Dutch New Guinea may, subject to any restrictions imposed by a formation or a L of C Area, say that he is in such Territory or country, but he may not give any indication of his actual location in such territory or country;
- (c) Movements of any naval, military or air force units or detachments (incl reference to reinforcements);
- (d) Armament or equipment of any kind;
- (e) Distinguishing signs used for the identification of formations, units and their transport;
- (f) Plans or forecasts of orders for current, future or cancelled operations or movements, whether known, rumoured or surmised;
- (g) Communications, such as the use, condition or probable extensions of roads, railways or other transportation facilities, bridging operations, etc;
- (h) State of the maintenance services ( including any reference to reserves );
- (i) Position or description of billets, bivouacs or camps;
- (j) Casualty figures before official publication;
- (k) The effect of any action by the enemy. This includes any remarks that may tend, if published, to encourage the enemy, to cause despondency in our own forces or people or to prejudice good relations between our own people and people of neutral or allied countries;
- (l) Criticism and statements which may bring into disrepute our forces or those of our allies.

#### 5. Prohibited Articles

A member will not, save in the course of duty, include in a communication -

- (a) Any document or equipment captured from the enemy or found in places occupied by the enemy, or any other document containing information about the enemy, other than documents or equipment stamped with a war souvenir stamp, signed by an authorised officer certifying that the article is not required by intelligence. In this regard, the attention of all members is directed to GRC G 473/43;
- (b) Official documents, incl Intelligence Summaries, orders, maps, etc;
- (c) Official documents belonging to the Civil Authorities in Allied or enemy territory;
- (d) Propaganda leaflets, whether issued by the enemy or Australian or allied forces or authorities.

#### 6. Codes and Ciphers

A member will not post or send any communication containing -

- (a) Any writing which bears any meaning other than that contained on the face of it;
- (b) Any instruction or request to use any means of secretly conveying receiving or recording any information or to use any form of code, cipher or shorthand;
- (c) Any writing, mark, sign or thing secretly conveying or recording information;
- (d) Any code, cipher, shorthand or any writing, mark or sign in any form of code, cipher or shorthand.

#### PART D - UNIT CENSORSHIP

#### 7. Areas where Unit Censorship Applies -

All communications ( other than green envelopes and field service post cards ) from members in any area outside Australia and from members in the following areas within Australia are subject to unit censorship .



- (a) That part of Western Australia North of 30° South Latitude;
- (b) The Northern Territory of Australia;
- (c) That part of Queensland North of the Northern Boundaries of the Shires of BARKLAY TABLELAND, CLONCUNRY, MUKINLEY, WYANGARIE, FLINDERS, DALRYMPLE and THURINGONA;
- (d) The Shires of BARKLAY TABLELAND, and the districts HASLINGDEN, HEYWOOD and MOUNT ISA in the State of Queensland;
- (e) The Territory of Papua and the Mandated Territory of New Guinea.

8. Special Circumstances in Which Unit Censorship Applies -

The following communications (other than green envelopes and field service postcards) from members in any area outside those specified in para 7 of this order shall also be subjected to unit censorship :-

- (a) communications from members of any formation or unit where so directed by LHQ;
- (b) communications from a member who is rationed and quartered by the Army when his unit is under orders to move outside Australia or to any of the areas mentioned in para 7 of this order;
- (c) at the discretion of his unit commander, any communications from a member who has been guilty of a breach of security or censorship.

10. Only Officers to Censor -

No member other than a commissioned officer to whom a communication has been submitted in the course of unit censorship will censor or frank or purport to censor or frank a communication from any member of the forces.

11. Officer Responsibility -

The signature of an officer will imply a certificate by that officer that the communication does not contain any matter or article which would be a breach of this order. An officer who franks a communication containing any matter or thing, the despatch of which is prohibited by this order, shall be guilty of an offence. The franking of a communication containing such matter will not in any way absolve the member who wrote, made or sent the communication from being proceeded against for his breach.

12. Secrecy of Censorship -

An officer will not disclose to, or discuss with, any person whatever the contents of a communication submitted to him for franking or censoring or permit any other person to examine such a communication, provided, however, that :-

- (a) in any case of doubt, an officer may refer a communication to another officer of his unit for franking or may send the same to a Base Censor or to a Det 1 Aust Rd Censorship Coy; and
- (b) an officer may refer a communication or make an official report disclosing the contents of a communication if, in his opinion, such communication contains any prohibited matter or article.

13. Official Address -

All communications from a member subject to unit censorship shall contain the full name of the sender and his full official address. This shall be written, in the case of a telegram, on the back; in the case of a letter or letter-card, on the top right-hand corner of the first page; and, in the case of a packet, parcel or newspaper, on a slip of paper contained therein. A member shall not use any address other than his official address or receive any communication except through that address or request any person to send to him any communication except to that address; provided, however, that in writing to a prisoner of war or neutral country, the addresses as provided by Appendix "E" to LHQ FCI 4 shall be used.

14. Despatch of communications -

A communication, other than a telegram from a member who is rationed and quartered by the Army will NOT be despatched until it bears a unit censorship stamp or a Department of the Army concession stamp. Every communication from a member whose communications are subject to unit



censorship will bear, in addition to the unit censorship stamp, the signature of a franking officer.

15. When Civil Posting Prohibited -

A member, whose communications are subject to unit censorship, will submit to unit censorship all communications made subject thereto by this order. He will NOT despatch or attempt to despatch any communication through civil postal channels.

16. Carrying communications for others -

A member will not carry, convey, send or post any communication from a member whose communications are subject to unit censorship.

17. Green Envelopes -

A member may use a green envelope to send letter which contain private or family matters.

Green envelopes will be issued on the scale of one per 10 days for each member whose communications are subject to unit censorship.

A member who is guilty of a breach of security may have the privilege of using green envelopes withdrawn by his CO.

As a disciplinary or security measure, LHQ may direct that the issue of green envelopes to formations or units be stopped.

18. Newspapers -

A member in any of the areas specified in para 7 of this order will not post or send any newspaper unless authority so to do has been given by the GOC formation. Other members whose communications are subject to unit censorship may send newspapers under unit censorship arrangements subject to any restrictions imposed by the formation or L of C area.

No unit newspaper will be sent by post unless the issue of such newspaper has been passed for publication by an assistant or deputy assistant director of public relations..



# WAR DIARY or INTELLIGENCE SUMMARY

Army Form C.2118  
(adapted.)

(Erase heading not required).

Unit HQ 21 AUST INF BDE

Date and Time.—From 1 DEC 44

To 31 DEC 44

SHEET 1.

Place	Date	Hour	Summary of Events and Information	Remarks and references to Appendices, Diaries &c
KAIRI	1		<p>A conference was held at HQ 21 Aust Inf Bde to discuss Tank and Infantry Co-operation. The following were present:— Brig I.N.DOUGHERTY, Comd 21 Aust Inf Bde, Maj L.E.WALCOTT, BM, Capt R.R.MOORE, IO, Capt L.HOBSON, Sig O; COs, 2 i/cs, adjts and Coy Comds of 2/14, 2/16, 2/27 Aust Inf Bns; CO, 2 i/c, Sqn Comds and Sig O 2/9 Aust Armd Regt; and OC 7 Bty 2/2 Aust Tk A Regt.</p> <p>An agenda was issued in the form of a list of questions, covering points upon which mutual understanding is necessary.</p> <p>Notes of the conference are attached as Appx A.</p> <p>Brig I.N.DOUGHERTY delivered a lecture and conducted a demonstration of a Bn in a Night Attack. All officers of 2/14 and 2/27 Aust Inf Bns attended. Notes of the lecture are attached as Appx B.</p>	<p>APPX A - Co-operation of Tanks with Infantry. Notes on Discussion.</p> <p>APPX B - Bn in a Night Attack.</p>
	2.		<p>A Brigade Parade (less 2/16 Aust Inf Bn) was held at 0900 hours. Brig I.N.DOUGHERTY inspected 2/14 Aust Inf Bn and took the salute.</p> <p>At 1000 hours 21 Aust Inf Bde (less 2/16 Aust Inf Bn) attended a demonstration of the Combined Panel Code, conducted by Capt L.HOBSON, Sig O HQ 21 Aust Inf Bde, on No 2 Sports Ground near HQ. An ANSON Aircraft co-operated and wireless communications between ground and air were amplified for the benefit of the troops. For Programme see Appx C.</p>	<p>APPX C - Demonstration of Ground to Air Comm - Use of Combined Panel System.</p>
	3.		ROUTINE.	
	4.		<p>A conference was conducted at HQ 21 Aust Inf Bde by Brig I.N.DOUGHERTY to discuss points arising out of the Bde Exercise which concluded on 28 Nov 44. Officers of 21 Bde down to and including Coy Comds attended.</p>	

*Ind.*

/ Maj L.E.WALCOTT, BM, delivered...



# WAR DIARY or INTELLIGENCE SUMMARY

Army Form C.2118  
(adapted.)

(Erase heading not required).

Unit HQ 21 AUST INF BDE

Date and Time.—From 1 DEC 44

To 31 DEC 44

SHEET 2

Place	Date	Hour	Summary of Events and Information	Remarks and references to Appendices, Diaries &c.
KAIRI	4 (cont)		Maj L.E.WALCOTT, BM, delivered a lecture on River Crossings to officers of 21 Aust Inf Bde, down to and including Comd Coys. Notes of the lecture are attached as Appx D.	APPX D - River Crossings. Notes for Discussion.
			General Instrs covering Exercises RAMPANT and FESTIVE were issued.	APPX E - 7 Aust Div Trg Exercises (RAMPANT and FESTIVE).
			Routine Orders serials 48-50 by Brig I.N.DOUGHERTY were published. Appx F.	APPX F - R Os serials 48-50 by Brig I.N.DOUGHERTY.
	5.		For all ranks of HQ 21 Aust Inf Bde, Brig I.N.DOUGHERTY conducted a demonstration of and a discussion of the layout and defence of Bde HQ in the field. Demonstration weapon pits, which had been prepared by a platoon of 2/27 Aust Inf Bn under the direction of Brig I.N.DOUGHERTY, were inspected. Opening Situation for Exercise RAMPANT issued. Appx G.	APPX G - Opening Situation Exercise RAMPANT.
	6.		All officers of 21 Aust Inf Bde inspected demonstration weapon pits and foxholes. The types appropriate for open and jungle country were noted and their siting, construction and camouflage studied. Brig I.N.DOUGHERTY, Maj L.E.WALCOTT, BM, and Capt H.M.HAMILTON, SC, attended a conference at HQ 7 Aust Div at which the verbal orders of Maj Gen MILFORD, GOC 7 Aust Div, were given for Exercise RAMPANT.	
			Brig I.N.DOUGHERTY, Maj L.E.WALCOTT, BM, and Capt R.R.MOORE, IO, carried a recce of tactical bivouac areas. The Bde O Gp met the R Gp at a RV in the bivouac area. Areas for the different units were allotted on the ground.	
			21 Aust Inf Bde OO No 1, covering move by MT to the Bivouac Area, was issued. Appx H.	APPX H - 21 Aust Inf Bde OO No 1 Exercise RAMPANT.

*Ind*



# WAR DIARY or INTELLIGENCE SUMMARY

Army Form C.2118  
(adapted.)

(Erase heading not required).

Unit HQ 21 AUST INF BDE

Date and Time.—From 1 DEC 44

To 31 DEC 44

SHEET 3

Place	Date	Hour	Summary of Events and Information	Remarks and references to Appendices, Diaries &c
KAIRI	7 - 11		21 Aust Inf Bde carried out Exercise RAMPANT. The exercise involved an advance in open country as part of a Division. The difficulties of the limited transport of a Jungle Division were very apparent. Feed, equipment and blankets had to be brought forward on the ferrying basis and, in an advance of fifteen miles, the average distance covered by each vehicle was 500 miles. Even then, ammunition was not taken into account.	
	12		21 Aust Inf Bde bivouacked and rested beside North Johnstone River in delightful surroundings. Umpires provided by 21 Aust Inf Bde for Exercise FESTIVE were conducted over the ground by the GSO I and GSO II 7 Aust Div.	
	13		Brig I.N.DOUGHERTY issued verbal orders to 21 Aust Inf Bde, who were to become Enemy during Exercise FESTIVE and the troops moved into position. Brig I.N.DOUGHERTY and Maj L.E.WALCOTT, BM, representing 21 Aust Inf Bde, attended GOC's conference in the field. Maj-Gen MILFORD issued verbal orders for the advance of 18 and 25 Aust Inf Bdes on 14 Dec 44.	
	14 - 18		21 Aust Inf Bde acted as Enemy during Exercise FESTIVE, returning to KAIRI Camp by MT on 18 Dec. On 17 Dec Adm Instr No 11 was issued. See Appx J.	APPX J - 21 Aust Inf Bde Adm Instr No 11.
	19		GOC 7 Aust Div, Maj-Gen MILFORD, held a conference of all officers down to and including Coy Comds or equivalent, at which he discussed points arising out of Exercises RAMPANT and FESTIVE.	
	20		ROUTINE.	

*Ins.*



# WAR DIARY or INTELLIGENCE SUMMARY

Army Form C.2118  
(adapted.)

(Erase heading not required).

Unit HQ 21 AUST INF BDE

Date and Time.—From 1 DEC 44

To 31 DEC 44

SHEET 4

Place	Date	Hour	Summary of Events and Information	Remarks and references to Appendices, Diaries, &c
KAIRI	21		Lt A.L.WOODROOFE, BCO, marched out on leave, at the expiration of which he will march in to 13 AOD.	
	22		ROUTINE.	
	23.		Lt L.V.SEGGIE marched in to HQ 21 Aust Inf Bde to take up appointment as B.O.O. Lt E.F.WILSON, Hyg O, marched out to HQ NSW L of C.	
	24		Lt-Gen Sir LESLIE MORSHEAD, GOC 1 Aust Corps, visited HQ 21 Aust Inf Bde and conveyed Christmas Greetings to the Bde.	
	25		HQ 21 Aust Inf Bde celebrated Christmas.	
	26		Rest Day.	
	27		A conference was held at HQ 21 Bde and attended by Brig I.N. DOUGHERTY, Maj L.E.WALCOTT, BM, Capt R.GOODE, BM(L), Capt H.M. HAMILTON, SC, and COs 2/14, 2/16, 2/27 Aust Inf Bns to discuss training in Jan 45. The training was to be directed mainly on individual and section training, range practices, etc. A School for Pl Comds was to be conducted under Bde supervision from 8 to 20 Jan 45. Maj SIMS, 2/27 Aust Inf Bn, was to be C.I., and certain TEWIS were to be conducted by senior battalion officers.	
	28		ROUTINE.	
	29		Brig I.N.DOUGHERTY, Maj L.E.WALCOTT, BM, Capt R.GOODE, BM(L),	

*JWS*



# WAR DIARY or INTELLIGENCE SUMMARY

Army Form C.2118  
(adapted.)

(Erase heading not required).

Unit HQ 21 AUST INF BDE Date and Time.—From 1 DEC 44 To 31 DEC 44 SHEET 5

Place	Date	Hour	Summary of Events and Information	Remarks and references to Appendices, Diaries, &c
KAIRI	29		Capt R.R. MOORE, IO, and Capt FISHER, IO 1, attended a demonstration of Flamethrowers at DANBULLA Rifle Range. The demonstration was conducted by HQ 7 Aust Div in conjunction with the LHQ Flame Warfare Training Team.	
	30		Letter to 7 Aust Div regarding the Employment of Carriers MG (Aust) in Tropical Warfare. Appx K	APPX K - Employment of Carriers MG in Tropical Warfare.
			Programme for Bde HQ Swimming Carnival is attached as Appx L.	APPX L - Programme 21 Bde HQ Swimming Carnival.
	31		HQ 21 Aust Inf Bde ROs serials 17-26 published. See Appx M. Joining Instrs for 21 Aust Inf Bde Pl Comds School were published and are attached as Appx N.	APPX M.- ROs serials 17-26 by Maj L.E. WALCOTT. APPX N - Joining Instrs 21 Aust Inf Bde Pl Comds Course
			<i>Letter to Sangherty Brigade 3 Jan 45.</i>	<i>Sub.</i>



21 AUS. INF. BDE. **WAR DIARY**

APPX A.

~~21 AUS. INF. BDE.~~

Subject: INFANTRY AND TANK CO-OPERATION

HQ 21 Aust Inf Bde

Ref No : G 520

27 Dec 44

Forwarded herewith is <sup>one</sup> ~~are~~ copy of Notes on a  
copies  
Discussion held at HQ 21 Aust Inf Bde on 1 Dec 44, to discuss tk  
and inf co-operation.

*L Shalsh*

Maj  
LM 21 Aust Inf Bde

DISTRIBUTION

2/14 Aust Inf Bn	(6)
2/16 Aust Inf Bn	(6)
2/27 Aust Inf Bn	(6)
21 Aust Inf Bde Sig Sec	
2/9 Aust Armd Regt	(4)
Comd	
BM	
SC	
IO	
File	(2)
War Diary	(2) ✓



## WAR DIARY

21 AUST INF BDECO-OPERATION OF TANKS WITH INFANTRYNOTES ON DISCUSSION HELD AT HQ 21 AUST INF BDE - 1 DEC 44Present:

Comd	)	
BM	)	
BM(L)	)	21 Aust Inf Bde
IO	)	
Sig O	)	
CO	)	
2 i/c	)	
Adjnt	)	2/14 Aust Inf Bn
Coy Comds	)	
CO	)	
2 i/c	)	
Adjnt	)	2/16 Aust Inf Bn
Coy Comds	)	
CO	)	
2 i/c	)	
Adjnt	)	2/27 Aust Inf Bn
Coy Comds	)	
OC 7 Bty 2/2 Aust Tk A Regt		
CO	)	
2 i/c	)	
Sqn Comds	)	2/9 Aust Armd Regt
Sig O	)	
BM 4 Aust Armd Bde		

The object of the conference was to enable infantry and tank commanders to discuss together the principles and mechanics of tank and infantry co-operation, and to gain mutual understanding of the problems particular to each arm.

The discussion was divided into two parts -

PART I - The use of tanks with infantry in close country along a single track.

PART II - The use of tanks with infantry in open country.

Part I was dealt with briefly and on certain specific points only.

Part II was a discussion on a number of different points, on which it was desired to come to an understanding.

MATILDA tanks only, with their present armament, were considered throughout.



PART I

The following are six points which arose out of recent exercises in which a troop of tanks were employed on a jungle track:-

1. CLOSE SUPPORT TANKS

The question whether it is preferable to commit the close support tank first or not should be decided in each particular case. A rigid rule can NOT be laid down.

2. SPECIAL TANKS

The new squadron to be formed consisting of Flame Throwers, Close Support and Hedge-hog tanks will provide a pool of special tanks for special tasks. One or more of the appropriate type may be allotted to a normal troop or squadron for any particular task.

3. OBSTACLES

Infantry must patrol and obtain all possible information on wire or other obstacles, and endeavour to remove or destroy them by every available means before the tanks move forward.

4. PROTECTION OF TANKS

When a troop of tanks is in support of a platoon of infantry on a jungle track, an additional infantry section should be provided to give protection to the tanks, leaving the infantry platoon commander with his full team for tactical manoeuvres.

5. ENGINEERS

When a tank is knocked out it has to be bypassed by following tanks and therefore engineers must always accompany the tanks. Tanks should move as close to one side of the track as possible. Infantry must indicate best fire positions as well as targets and warn tanks should they halt between large trees or in other narrow defiles.

6. MOVEMENT OF TANK COMMANDER

The tank troop commander should move outside his tank with the infantry commander, at the same time maintaining communications with the tanks by 536 and telephone attachment.

PART II

1. Three types of attack were envisaged -
  - (a) Against well prepared positions with extensive minefields and co-ordinated anti tank defences.
  - (b) Against prepared positions with limited minefields.
  - (c) Against hastily prepared positions with no minefields.

2. For the purposes of the discussion, types (b) and (c) above were considered to be the more likely in the SWPA theatre of operations.

3. The points for discussion and the decisions reached are set out below.

INFORMATION

4. In addition to the information on ground and "going", the main concern of the tanks are minefields. Their type, size, location, width and depth must be ascertained. Engineers, protected by infantry and with tank officers attached, must carry out the recce. If minefields exist, infantry and engineers must breach them before the tanks are committed. If there are no minefields the tanks can then precede the infantry.

5. Recce of "going" is carried out by tank personnel with infantry protection.

6. PW, air photos and general intelligence should all be used to supplement the information gained by recce.



PART II (Continued)

PLANNING

7. The tank commander with his intelligence representative must be included in the Recce Group and in all detailed planning from the start.
8. The time factor is all important and the maximum possible time must be allowed when committing tanks. As a guide 6 hours are necessary when infantry tanks are to be used, and 4 hours for cruiser tanks. If the tanks are standing ready in the assembly area, these times may be reduced to as little as 2½ hours. In all cases, warning orders and a sound battle drill are essential.
9. To assist in planning, particularly on the higher level, an advisory staff consisting of the commander, BM, Staff Capt and DADME 4 Aust Armd Bde will be attached to HQ 1 Aust Corps.

PREPARATORY MEASURES

10. Rehearsals

Whenever possible, rehearsals must be held on ground similar to that of the actual operation. This is the final phase of training and must be carried out with the actual troops to be employed.

11. Sand Models

If the time and circumstances warrant it, sand model exercises are particularly useful both in training and in final briefing.

12. Photos

As in other arms, the importance and value of air photos for use by tank units can NOT be overstressed. They should always be issued down to troop commanders, and, where possible, down to individual tank commanders.

13. Briefing of ALL personnel is essential, down to individual drivers.

PRELIMINARY MOVES

14. Assembly Areas

Tank and infantry assembly areas should be separate but, to assist in liaison, they must be kept as close together as the tactical situation will permit.

15. FUP and Start Line

- (a) The FUP should be taped for both a day and night attack, and the start line also at night (if a start line is being used).
- (b) If the FUP is close to the objective, e.g. in close country with covered approaches, a start line is NOT necessary. In a long advance over flat open country a start line should be used for coordination during the advance.
- (c) Tapes should be raised several inches from the ground to enable tank drivers to follow them. At night, tapes should be run forward of the FUP at least 10 yards from each tank's position to give it the initial direction of advance.



(4)

- (d) Taping should be carried out by the infantry I.O in conjunction with a representative of the tank unit concerned.
- (e) Tanks provide their own guides to the assembly area. There they should be met by infantry guides who lead them forward to their positions on the FUP. If the avoidance of noise is a factor the tank assembly area may be some distance in rear.
- (f) Provost Sections attached to the infantry Brigade must be made available to assist in controlling the movement of tanks.

#### MARRYING UP

16. Tanks and infantry which are to move together from the FUP into the assault, meet in the FUP, identify each other and adopt their assault formations. It should be remembered that one tank or a troop of tanks are not married permanently to a particular infantry sub-unit right through to the objective. They join each other for the initial move from the FUP and will probably retain these formations as far as the start line. Beyond that point, tanks must have freedom to manoeuvre into fire positions and to engage targets.
17. Engineers, FOOs etc report to tanks in the assembly area and move forward to the FUP with them.

#### CONDUCT OF THE ATTACK

18. Time
- (a) Dusk - Dusk is NOT the best time for an attack with tanks. If such an attack is necessary, however, it must be launched just before dusk to enable the tanks to reach their objective by dusk.
  - (b) Dawn - A dawn attack is most suitable for both tanks and infantry, the main factor being cover during the approach.
  - (c) Moonlight - Although NOT impossible, a moonlight attack with tanks is risky and should be avoided except where particular circumstances prevail.

19. Route of Advance

Tanks may be used at either -

- (a) Tank speed i.e. in assault echelon; or
- (b) infantry speed i.e. in mixed echelon.

20. If tanks can be used at tank speed, it is preferable to do so. The infantry should, however, arrive on the objective not more than 10/15 minutes after the tanks.

21. Control

In the case of an infantry battalion, tanks should be under command of the battalion and in support of sub-units.

22. Although platoon and company commanders may, and should, indicate targets to the tank, or tanks, moving with them, the control of the tank force must remain with the battalion commander. The latter controls the tanks through the tank commander by means of the direct wireless link which must be maintained between them.



23. ACTION ON THE OBJECTIVE

Once the tanks reach the objective, their role is to dominate it until the infantry arrives there. They should then rally and prepare to fight off any counter attack.

In an attack using an assault echelon of tanks followed by infantry, the tanks should not have to spend more than ten minutes on the objective before the infantry arrive. In a mixed echelon there is, of course, no limit.

Tanks are released by the infantry commander when he is satisfied that he has control of the situation. Where tanks have been knocked out during the action, the tank commander reports to the infantry commander when his tank strength is down to 25%. He should be released at this stage at the latest.

Once released tanks rally under their own orders for replenishment and general administration in rear of the objectives.

24. RAA

In the absence of a representative of this arm their role in relation to tanks was NOT discussed.

25. RAE

The main role of engineers with tanks is in the location and clearing of minefields. Arm'd formations have their own engineers who are specially trained in these tasks, and these engineers are normally allotted with tank units. They provide recce parties and working parties as required.

Tanks should not be required to carry forward engineer stores. Additional vehicles for this purpose are necessary but so far it has not been decided what type of vehicle is the most suitable. The Carrier MG (Aust) has been suggested and it is felt that an arm'd load-carrying vehicle is essential.

In a battalion attack with two companies forward, two mine gaps, one on each company front, are necessary. If the tanks are three troops up, three gaps are preferable. The making of these gaps and the provision of markers is an engineer responsibility.

When minefields are located during the advance, the tanks must remain on the near side. They can continue to support the infantry with fire and may move to a flank to do this more effectively. If the infantry locate the mines first they must warn the tanks immediately. The most effective method of doing this is for infantry sub-units which first locate them, to warn the nearest tank through its telephone attachment. The warning can then be passed to other tanks over their own wireless. It was suggested that infantry sections each carry a red flag which they place on the ground wherever mines are located. This was acceptable to the tanks. Tanks could carry their own flags, and give them to the infantry at the FUP.

The policy for the laying of minefields must be vested in the highest commander in the area. He should NOT be below a battalion commander and the battalion commander who orders mines to be laid must notify the brigade commander immediately. The latter will notify all troops in the locality. Complete and accurate records of all minefields laid must be kept.

26. RECOGNITION

In the confusion of battle, particularly one in which both sides are employing tanks, it is essential all troops are able to recognise our own tanks, and, further, the tank or tanks with which they are to move. The numbering system appears the best. Numbers shown in three places, spaced around the turret, prove the most effective. The infantry sub-unit with which each tank is working should be given the same numbers. It was agreed that each tank could carry two or three signs, made of white canvas with their own number in black.

*Subject to revision*



When the infantry and tanks marry up, these signs are distributed to the infantry and worn by members of the sub-unit.

Pennants flown from the aerials are useful for recognition of own tanks returning, by Tk A guns. The position of the pennant must be notified. Returning tanks should also have their turrets facing the rear. Whatever system is to be adopted it must be laid down in the plan, together with their routes of return.

27. INTERCOMM

The signal plan is formulated by the Brigade Commander with the advice of both the Brigade Signal Officer and the Tk Signal Officer. If one squadron only is being employed the battalion signal officer and the tank wireless corporal formulate it.

The existing resources of infantry and tank units provide sufficient signal equipment and the signal plan should take no longer than for any other operation.

Drills can be evolved for various situations or combinations thereof, and, after a little practice, will speed up the signal plan.

Wireless silence should be maintained only while the benefit of surprise is retained. It should be broken before Zero.

The maintenance of line communication requires careful planning of the routes to be followed by the tanks and the cable.



21 AUS. INF BDE.  
**WAR DIARY**

21 AUST INF BDE

NIGHT ATTACKS

APPX B

NOTES FOR DISCUSSION AND DEMONSTRATION ON 1 DEC 44

1. Advantages of night attacks and need to be prepared to launch them quickly.
2. Thorough preparation and detailed orders necessary.
3. Good battle drill in a battalion will shorten operation orders and allow more attention to points not covered by the drill.
4. Warning orders.
5. Definitions of -
  - (a) Rendezvous
  - (b) Assembly position
  - (c) F.U.P.
  - (d) Zero
  - (e) Check line if requiredNB - Start line and F.U.P. are the same.
6. Executive orders to ensure maximum time is given to all.
  - (a) O group ordered to assemble
  - (b) Protective parties to be instructed to move
  - (c) Preliminary moves of unit
  - (d) Guides for Assembly Position and F.U.P. to be sent for to come forward. Two per pl for F.U.P. and two per company for Assembly Position
  - (e) Warn I.O. to prepare taping party.
7. How daylight hours can best be spent. Sufficient orders to be given to allow as many as possible to make full use of daylight. Include restrictions on recce parties.
8. The detailed order issued after darkness - the time factor will govern this.
9. The value of a pro forma.
10. Use of appendices in diagram form.
11. Points that can be included in the drill -
  - (a) Two guides per pl for F.U.P.
  - (b) Two guides per coy for Assembly Position
  - (c) Method of being led to assembly position
  - (d) Method of being formed up on F.U.P.
  - (e) I.O.'s taping party and how it works
  - (f) Navigating party from F.U.P. to objective -
    - (i) Officer
    - (ii) Compass bearer
    - (iii) Pace checker
    - (iv) Obstacle protector
  - (g) A normal formation on F.U.P.
12. May issue order in phases.



PRO FORMA FOR NIGHT ATTACK 00

INFORMATION

1. Enemy
- .
2. Own Troops

INTENTION

3. Bn will capture by a night operation

METHOD

4. Fwd Coys

Right

Left

5. Objectives Fwd Coys  
Coy:  
Coy:
- .
6. Reserve Coy(s)
- .
7. Role of Reserve Coy(s)
- .
8. RV
- .
9. Assembly Position and how marked
- .
10. F.U.P. and how marked
- .
11. Check Line
- .
12. Route from RV to Assembly Position, how marked, and responsibility for guiding.
- .
13. Route from Assembly Position to F.U.P., how marked, and responsibility for guiding.
- .
14. Direction of advance from F.U.P. to objective, and how maintained.
- .
15. Distances  
RV to Assembly Position  
Assembly Position to F.U.P.  
F.U.P. to Objective



15. Timings

- Arrive RV
- Depart RV
- Arrive Assembly Position
- Depart Assembly Position
- Arrive F.U.P.
- Depart F.U.P. (Zero)

16. Rates of Advance

- RV to Assembly Position
- Assembly Position to F.U.P.
- F.U.P. to objective

17 Formations

- (a) RV to Assembly Position
- (b) At Assembly Position
- (c) Assembly Position to F.U.P.
- (d) At F.U.P.
- (e), F.U.P. to Objective

18. Action on Objective

19. Arty

20. Tk/A

21. M.M.Gs

22. Mortars

23. R.A.E.

24. Tanks

25. Other supporting arms

26. Protective Parties and Role on completion of tasks.

27. Mopping Up

28. Special Equipment to be carried

29 Distinguishing signs

30 Password



31. Special points to re-emphasise at Assembly Position.
32. Action if fired upon before reaching objective or if enemy patrol is met.

ADMINISTRATION

33. Moves of transport
  - A Echelon
  - B Echelon
34. Carrying Parties
35. Equipment and Clothing
36. Ammunition
37. Medical

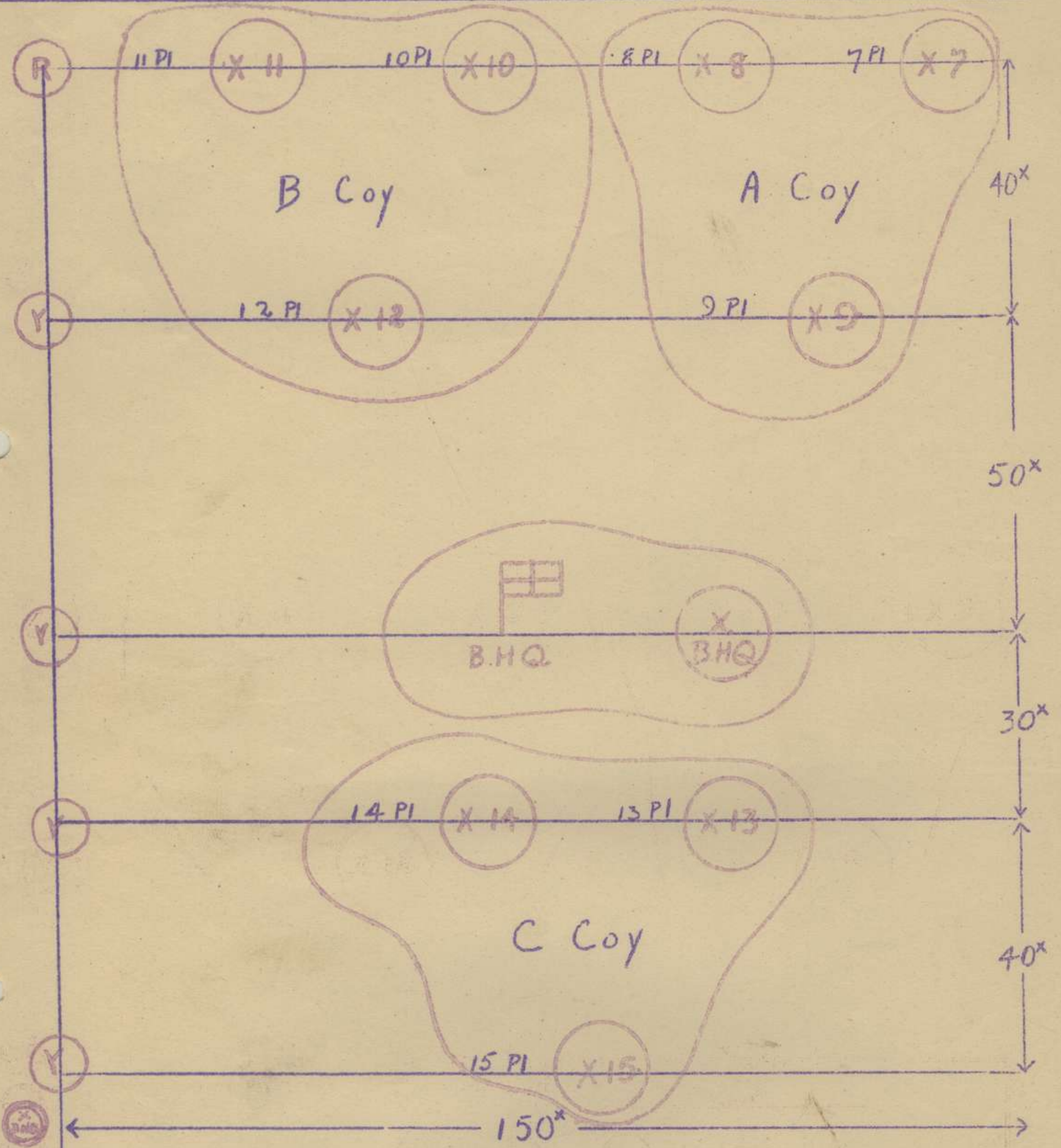
INTERCOMMUNICATION

38. Success signals
39. Bn HQ location
40. Wire, how laid
41. Wireless



Sec.

# TAPING AND GUIDES FOR FWP

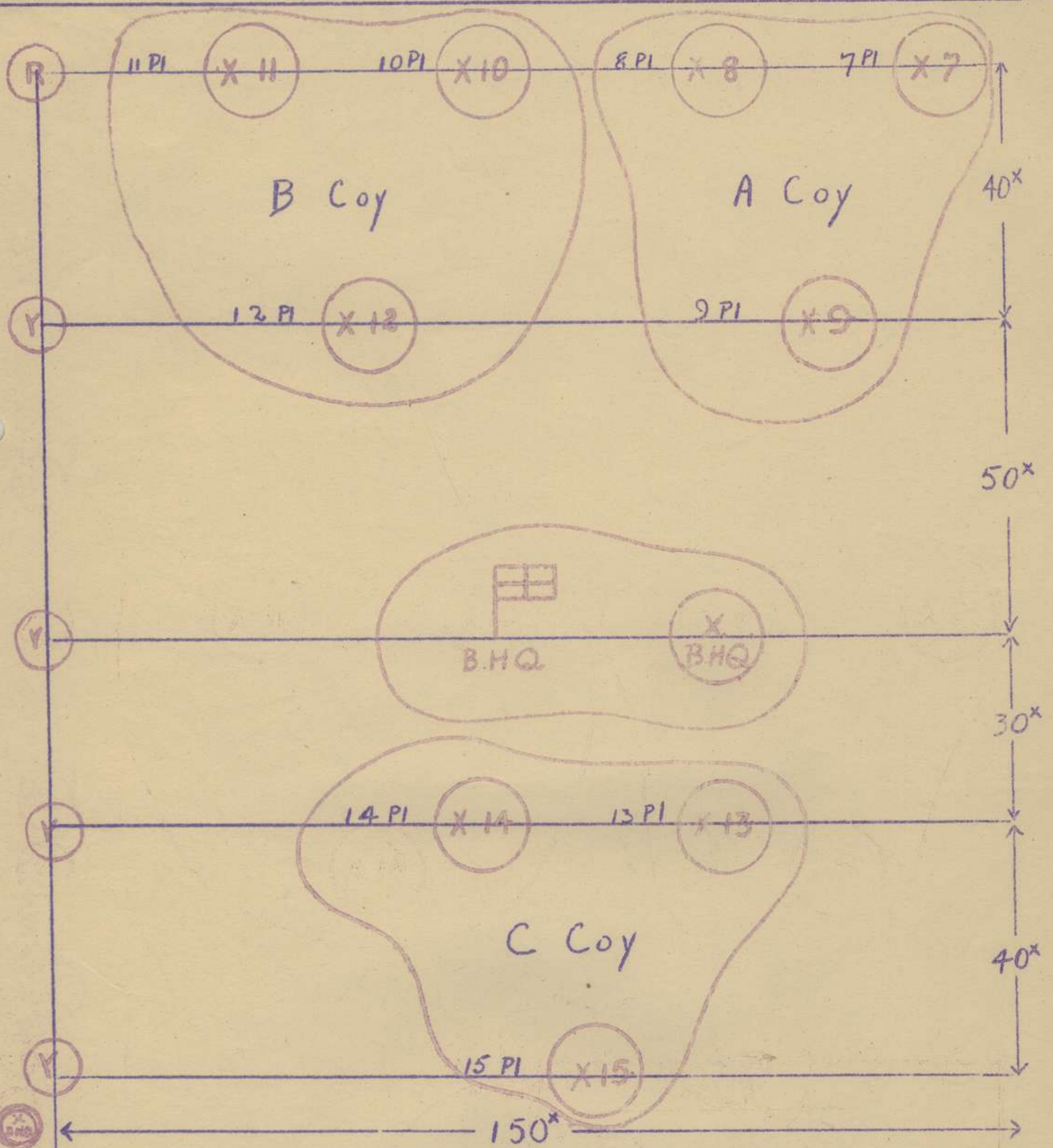


## Legend

- (R) Red Light.
- (Y) Yellow Light.
- (X9) 1<sup>st</sup> Guide 9 PI.
- (X9) 2<sup>nd</sup> Guide 9 PI.



# TAPING AND GUIDES FOR FWP



## Legend

- (R) Red Light.
- (Y) Yellow Light.
- (X9) 1<sup>st</sup> Guide 9 PI.
- (X9) 2<sup>nd</sup> Guide 9 PI.



## WAR DIARY

APPX C

Subject : DEMONSTRATION - GROUND TO AIR HQ 21 Aust Inf Bde  
COMMUNICATIONS - USE OF  
COMBINED PANEL SYSTEM

Ref No : G 477

/ Dec 44

1. Following the brigade parade on Saturday 2 Dec 44, 21 Aust Inf Bde less 2/16 Aust Inf Bn will be given a demonstration of the use of the COMBINED PANEL SYSTEM for ground to air communication with aircraft.
2. The demonstration will be conducted by 21 Aust Inf Bde Sig Sec, and ANSON aircraft will be employed.
3. When the parade has marched past, units will move direct to, and assemble on, the forward slopes of knoll overlooking the No 2 Sports Ground. Bn areas will be indicated by guides.
4. 2/27 Aust Inf Bn will supply one 2" Mortar with crew and 4 parachute flares. An NCO will be in charge of the crew and will report to the BM(L) at Bde HQ at 0930 hrs.
5. Programme for the demonstration, which will last for approximately one hour, is attached as Appendix "A".
6. A similar demonstration will be conducted for 2/16 Aust Inf Bn at TANK ROCK Range on 3 Dec 44. Same timings will apply.

*L Shohott*  
 Maj  
BM 21 Aust Inf Bde

DISTRIBUTION

2/14 Aust Inf Bn  
 2/16 Aust Inf Bn  
 2/27 Aust Inf Bn  
 21 Aust Inf Bde Sig Sec  
 7 Pl 2/1 Aust Gd Regt  
 2/59 Aust LAD  
 Maj STEVENS, 7 Aust Div  
 Comd  
 BM  
 SC  
 IO  
 File  
 War Diary ✓



APPENDIX "A" to  
21 AUST INF BDE  
G 477 of 1 Dec 44

PROGRAMME

TIME	EVENTS	REMARKS
0945	Explanation of the COMBINED PANEL SYSTEM	OC 21 Aust Inf Bde Sig Sec using Amplifier System
1015	Aircraft arrives over area	2" Mortar parachute flares will be used to attract attention.
1016	Aircraft call ground station by R/T to test communications	All R/T conversation will be amplified.
1020	PANELS displayed in bad posn, eg. under trees.	
-	Aircraft answers by R/T and asks for better display.	
-	PANELS displayed again and aircraft answers by manoeuvre	
-	PANELS displayed and messages passed by code and by plain language.	



*I.C. Lhr*

# WAR DIARY RIVER CROSSINGS

APPX D

NOTES FOR DISCUSSION - 4 DEC 44

## GENERAL NOTES

1. River crossings may have to be carried out under varying circumstances, eg:-

- (a) An opposed crossing against light or heavy defences.
- (b) An unopposed crossing.
- (c) Crossing by day.
- (d) Crossing by night.
- (e) Crossing with engineer equipment such as recce boats, assault boats, KAPOK br (held by Corps Engineers).
- (f) Crossing with engineer equipment and engineer assistance, FBE - pontoon br etc.
- (g) Crossing with neither equipment nor aid, eg, improvised rafts, ropes, swimming.

NOTE : There are 32 recce boats and 48 assault boats held by a Div RI Pk Coy

2. For discussion purposes, an opposed crossing, by night, with assault boats and engineers to construct a bridge for A Ech vehs, tks and sp arms, will be considered. This is one of the more usual types of crossings.

3. Detailed recce, thorough preparation and complete orders are essential. If time is a pressing factor, less complete preparation and orders may have to be accepted but this should be a last resort.

## 4. Definitions

Inf	Engrs	
	Pers	Eqpt
RV Offloading Pt  Assembly Pt FUP Launching Pt Covering Party Ferrying Party Carrying Party Crossing Pt	RV Assembly Pt	RV Marshalling Harbour Offloading Pt Bridging Pt

## RECCE

5. In the case under consideration, engrs must make recce in conjunc with inf. If only one suitable br site can be found, the br head must be established in area which will cover the construction of the br.

6. Recce must be thorough and be carried out by day and by night to determine :-

- (a) Width, depth and current of stream.
- (b) Height and nature of both near and far banks, obstacles, etc.
- (c) Enemy strength and dispositions.
- (d) Most suitable areas for :-
  - (i) Launching of boats.
  - (ii) FUP.
  - (iii) Assembly Pts (Pers and vehs)
  - (iv) Offloading Pts
  - (v) Bridging Pt
  - (vi) Marshalling Area.



- (e) Suitable posns for covering party.
- (f) Routes from -
  - (i) RVs to Assembly Pts and Marshalling Harbours.
  - (ii) Assembly Pts to FUP
  - (iii) FUP to Launching Pts (one route per boat)
  - (iv) Marshalling harbours to Offloading and/or Bridging Pts
  - (v) Off-loading pt to assembly pt.

PLAN AND ORDERS

7. Main points for consideration in formulating plan are :-

- (a) Whether crossing is to be silent or supported?
- (b) Number of crossing points required.
- (c) Will best results be obtained by night or by day?
- (d) Fwd Coy(s) and objective.
- (e) Res Coy(s) and roles.
- (f) Is a covering party required and from what posn can it best carry out its task?
- (g) Fire plan for additional sp.
- (h) Size of ferrying party and carrying party and who is to provide?
- (j) What aids to control are necessary, viz.,
  - Taping
  - Guides
  - Markers
  - Control Posts
  - CommsBest shown in form of diagrammatic sketch  
See Appendices "B" and "C".
- (k) Zero (where br is to be built before daylight, zero may have to be in the early evening, eg, 2100 hrs).

PREPARATIONS

8. When recce is completed and outline plan is firm, following preparations are carried out (by night) :-

- (a) Taping

IO and party will tape :-

  - (i) FUP(s)
  - (ii) Routes from FUP(s) to Launching Pts (NB Tapes must follow routes which will allow boats to be carried between or around trees, so that they will NOT bump them).
  - (iii) Route(s) from Assembly Pt to FUP(s)
- (b) Guides
  - (i) Assembly Pts to FUP - 2 guides per coy and 2 for BHQ are briefed by IO and shown routes. One guide is posted at the FUP and, one guide returns to coy at Assembly Pt.
  - (ii) RV to Assembly Pt - (2 per coy)
  - (iii) RV to Offloading Pt - (to guide engr vehs with eqpt)
- (c) Markers
  - (i) Black cards with white figures are placed along the FUP at the junc of the tape leading to each launching pt. Figures correspond with number of respective launching pts. One man posted at each marker.
  - (ii) Shaded lamps spaced out along route from assembly pt to FUP (eg, RED for left FUP and GREEN for right FUP, if 2 FUPs are used).
- (d) Control Posts

Control posts, each manned by one officer and one orderly, are established at :-

  - (i) Left (or Right) launching pt of each crossing pt.
  - (ii) Left (or Right) edge of each FUP.
  - (iii) BHQ, at Assembly Pt. (Additional orderlies)

These posts will be controlled by Adjt or IO from BHQ and their function is to call fwd sub-units as boats return to launching pts, obtain immediate infm of any boats destroyed, and allot remaining boats, by numbers, to sub-units.



### FERRYING PARTY

9. The following pers should be provided for each boat :-
- (a) Where there is no serious current - two rowers.
  - (b) Where there is a strong current - three personnel (one in craft and one on each bank with rope for ferrying).
- (4 paddles are provided in each boat and two additional rowers should be detailed from the assault tps).

### BOAT CARRYING PARTY

10. Six men per boat are required as a carrying party. This party will meet engr vehs at the offloading pt, to which unit guides have brought them from the RV. Boats, are carried to the Assembly Pt, handed to the assault tps and opened at Assembly Pt. From then on assault tps normally carry own boats fwd to FUP and launching pts.

### ASSAULT CROSSING

11. Order of crossing, detailing of coys to FUPs, and launching pts, allotment of boats, and timings, are best shown in the form of a table (See Appendix "A" attached).
12. It may be necessary to retain control of res coys by directing them to whichever crossing point is achieving most success.
13. Res coys, BHQ, etc, should organise their boat teams into an order of priority, as some boats may be knocked out in the first crossing.
14. Control staff must hold res coys, etc, at entrance to FUP(s) until it is known what boats are still afloat. Control can then direct res coys to the appropriate markers and thence to the launching pts.
15. Seven assault tps plus two ferrymen can be carried in each boat. Coys will therefore have to be organised into gps of seven. This may be left to the Coy Comd, within the boats allotted to him.

### BRIDGING

16. Engrs must be used for bridging, after the br head is established, so that vehs, tks, guns, etc, can cross as soon as possible to sp the inf.
17. Priorities for crossing the br may be laid down by Bde.
18. As a guide, engrs require six hours to construct a br to take 28 ton tks over a river 50 yds wide. If this is to be carried out in darkness the assault must take place by 2100, or 2200 hrs. Bridging must commence as soon as possible after the crossing, but rigid control of inf and engrs movements must be maintained. Where these routes cross, TPs are essential. This will normally be a Bde responsibility.



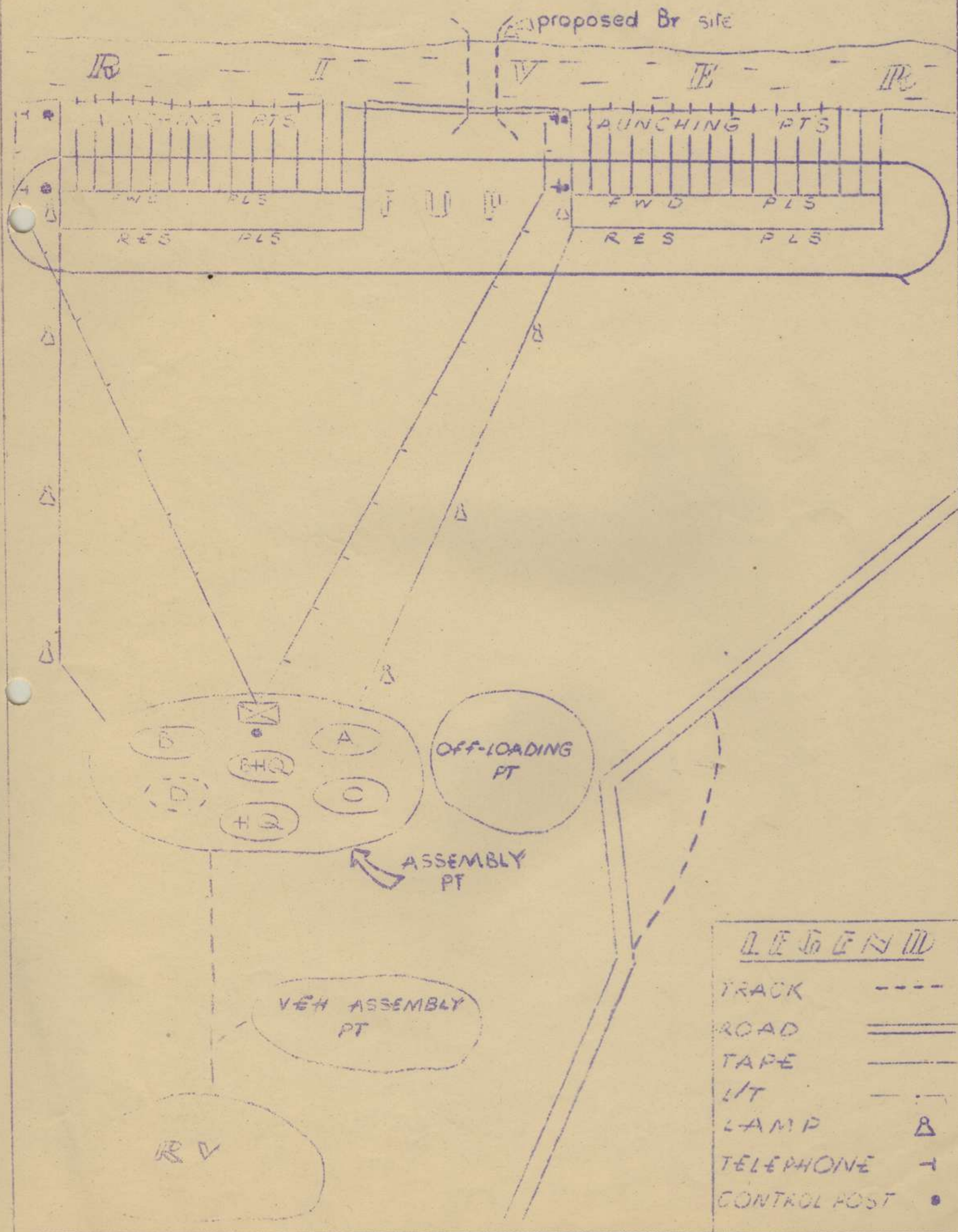
ASSAULT CROSSING TABLE

Sub-Unit	Eqpt Allotted	FUP	Crossing Pt	Launching Pts	Timings				Remarks
					Leave AA	Arrive FUP	Leave FUP	Zero	
A Coy and two dets Mortars and one sec MMGs	16 Assault boats	Right (GREEN)	Right	1 - 16	0345	0400	0407	0410	
B Coy and two dets Mortars and one sec MMGs	16 Assault boats	Left (RED)	Left	17 - 32	0345	0400	0407	0410	
C Coy	16 Boats as available	Right (Green)	Right	As directed by control	0355	0410	0417	- X	X - Time dependent on turnaround and craft available
Comd Gp	4 boats as available	Left (RED)	Left	As directed by control	0355	0410	0417	- X	Zero - time boats enter water.
Mortar Pl less 4 dets	8 Boats as available	Right (GREEN)	Right	As directed by control	0355	0410	0417	- X	
D Coy	16 Boats as available	As directed by BHQ	As directed by BHQ	As directed by control	On Orders BHQ	-	-	-	
Main Body BHQ Pnr Pl	8 Boats as available	As directed by BHQ	As directed by BHQ	As directed by control	-	-	-	-	
Remainder HQ Coy less Tpt	6 Boats as available	As directed by BHQ	As directed by BHQ	As directed by control.	-	-	-	-	



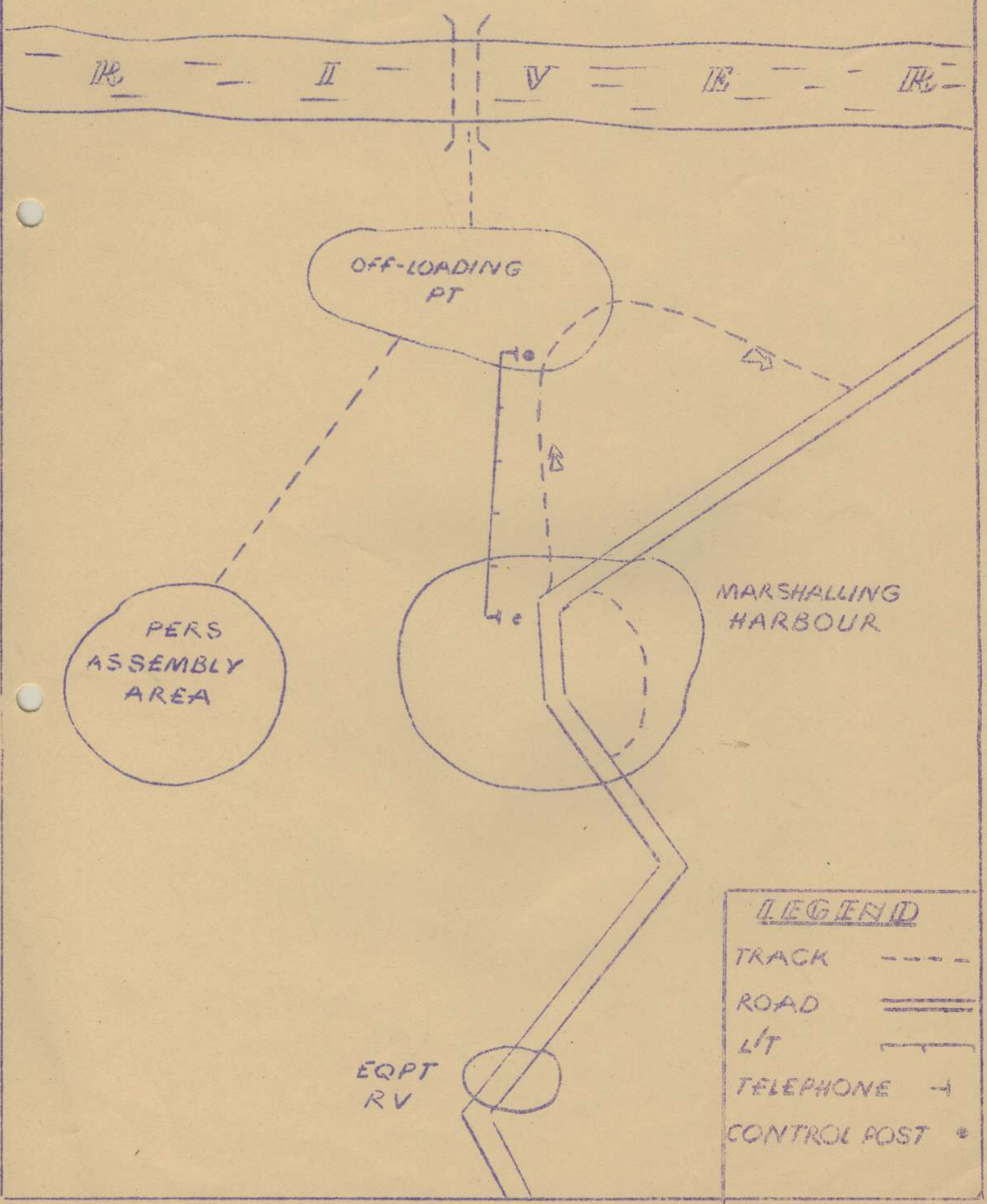
# DIAGRAMMATIC LAYOUT OF RIVER CROSSING AREA INFANTRY

APPX 'B'





DIAGRAMMATIC LAYOUT  
OF  
RIVER CROSSING AREA  
ENGINEERS      APPX 'E'





RIVER CROSSINGS

PRO FORMA - OPERATION ORDER

.....AUSTRALIAN INF BN OPERATION ORDER No.....

Ref Maps:

INFORMATION

- 1. Enemy
- 2. Own Tps  
(incl reference to bridge to be constructed by engr)
- 3. Additional tps
  - (a) Under Comd
  - (b) In support

INTENTION

- 4. ....Bn will establish ..... a bridgehead over the ..... river.

METHOD

- 5. (a) Crossing silent (with fire plan prepared in readiness)  
or  
(b) Crossing supported
- 6. Fwd Coys
  - (a) Right.....
  - (b) Left.....
- 7. Objectives
  - (a) ..... Coy .....
  - (b) ..... Coy .....
- 8. Res Coy(s)
  - (a) Right.....
  - (b) Left.....
  - (c) Assembly area on far bank.....
  - (d) Role .....
- 9. Inter-Coy Boundary
- 10. Equipment available and allotment
- 11. Covering Party
  - (a) ..... Coy will cover the assault crossing
  - (b) Fire Posn
  - (c) Time to be in posn
  - (d) Task
  - (e) Route to fire posn



- 12. Ferrying Party
- 13. Carrying Party
- 14. Rendezvous
  - (a) Bn
  - (b) Assault equipment
- 15. Off-loading points for eqpt - (See Diagram A)
- 16. Assembly position - (See Diagram A)
- 17. FUP (See Diagram A)
  - (a) Responsibility to prepare.
  - (b) Layout.
  - (c) Guides.
  - (d) Taping.
  - (e) Communication.
- 18. Control Staff
- 19. Assault Crossing Table
- 20. Zero (ie when <sup>1st</sup> boats enters water.)
- 21. Additional Supporting Fire
  - (a) Arty
  - (b) MMGs
  - (c) Mortars
- 22. Timings
  - Eqpt arrives at RV
  - Eqpt arrives offloading point
  - Eqpt arrives assembly position
  - Unit leaves RV
  - Unit arrives assembly position
  - 1st wave leaves assembly position
  - 1st wave arrives FUP
  - 1st wave leaves FUP
  - Craft placed in water (zero)

} may be combined

} See assault Crossing Table
- 23. Consolidation (incl orders for mopping up)
- 24. Password
- ADMINISTRATION
- 25. A Echelon vehs & eqpt
  - (a) Engrs are constructing a bridge by ..... hrs
  - (b) Vehs may commence cross ..... hrs
  - (c) Priorities for crossing
- 26. Medical
- 27. Ammunition
- 28. Supplies and POL
- 29. Water
- 30. PW



31. Tools

32. Traffic Control

- (a) Location of TPs
- (b) Allotment of RPs

INTERCOMMUNICATION

33. Movement of HQ

- (a) Comd Gp
- (b) Main body

34. Success Signal

35. Wireless

36. Line

37. ACK.

	Adjt	Capt
		Aust Inf Bn

Issued at .....

Issued By .....

DISTRIBUTION



2 Dec

# WAR DIARY

WD

APPX E

CONFIDENTIAL

Copy No. 10.....

## 7th AUSTRALIAN DIV TRG EXERCISES

### GENERAL

1. 7 Aust Div will conduct trg exercises as under during 7/11 Dec and 14/18 Dec 44.

#### (a) Exercise "RAMPANT" 7/11 Dec 44

##### (1) 21 Aust Inf Bde with under comd :-

- 2/5 Aust Commando Sqn
- 7-Bty 2/2 Aust Tk A Regt
- 2/1 Aust Pnr Bn
- "B" Coy 2/1 Aust MG Bn
- 2/8 Aust Tpt Pl
- One Sec 7 Aust Div Pro Coy

##### and in sp

- 2/5 Aust Fd Regt
- 2/8 Aust Fd Coy
- 2/7 Aust Sup Depot Pl
- 2/8 Aust Fd Amb
- Det 2/124 Aust Bde Ord Fd Pk
- Det 2/124 Aust Bde Wksp.

##### (ii) Div Tps The following additional div tps will also take part in this exercise :-

- Adv HQ 7 Aust Div
- "C" Sqn 2/9 Aust Armd Regt
- HQ RAA 7 Aust Div
- HQ RAE 7 Aust Div
- 2/9 Aust Fd Coy
- 2/25 Aust Fd Pk Coy
- Sigs 7 Aust Div
- 2/8 Aust Gen Tpt Coy
- Det 7 Aust Div Pro Coy.

##### (iii) Enemy

Comd - Lt-Col HAUPT 2/1 Aust MG Bn

- 2/3 and 2/6 Aust Commando Sqns
- One tp "A" Sqn 2/9 Aust Armd Regt
- 8-Bty 2/2 Aust Tk A Regt
- 2/4 Aust Fd Coy
- 2/1 Aust MG Bn less one coy
- 2/4 Aust Pnr Bn
- Det 2/33 Aust Sup Depot Pl
- One Sec 7 Aust Div Pro Coy

##### (iv) 18 and 25 Aust Inf Bde Gps will be imaginary during this exercise.

#### (b) Exercise "FESTIVE" 14/18 Dec 44

##### (1) 18 Aust Inf Bde with under comd :-

- 2/3 Aust Commando Sqn
- 5-Bty 2/2 Aust Tk A Regt
- 2/4 Aust Pnr Bn
- "D" Coy 2/1 Aust MG Bn
- 2/7 Aust Tpt Pl
- One Sec 7 Aust Div Pro Coy

##### and in sp

- 2/4 Aust Fd Regt
- 2/4 Aust Fd Coy



2/5 Aust Sup Depot Pl  
2/5 Aust Fd Amb  
Det 2/125 Aust Bde Ord Fd Pk  
Det 2/125 Aust Bde Wksp

(ii) 25 Aust Inf Bde with under comd:-

2/6 Aust Commando Sqn  
6 Bty 2/2 Aust Tk A Regt  
"C" Coy 2/1 Aust MG Bn  
2/9 Aust Tpt Pl  
One Sec 7 Aust Div Pro Coy

and in sp

2/6 Aust Fd Regt  
2/5 Aust Fd Coy  
2/9 Aust Sup Depot Pl  
2/4 Aust Fd Amb  
Det 2/117 Aust Bde Ord Fd Fk  
Det 2/117 Aust Bde Wksp

(iii) Div Tps The following additional div tps will also take part in this exercise:-

Adv HQ 7 Aust Div  
2/9 Aust Armd Regt less one sqn and two tps  
HQ RAA 7 Aust Div  
2/5 Aust Fd Regt  
2/7 Aust Svy Bty  
HQ RAE 7 Aust Div  
2/9 Aust Fd Coy  
2/25 Aust Fd Pk Coy  
Sigs 7 Aust Div  
2/1 Aust MG Bn less two coys  
2/6 Aust Gen Tpt Coy  
Pro 7 Aust Div less three secs

(iv) Enemy 21 Aust Inf Bde with under comd:-

2/5 Aust Commando Sqn  
Two tps "A" Sqn 2/9 Aust Armd Regt  
7 Bty 2/2 Aust Tk A Regt  
2/6 Aust Fd Coy  
2/7 Aust Sup Depot Pl  
2/8 Aust Tpt Pl  
Det 2/8 Aust Fd Amb  
One Sec 7 Aust Div Pro Coy

2. Object

To exercise the Div in the advance and attack over open country using the existing scale of tpt.

3. Representations of Fire

- (a) Tps Taking Part - By blank amm and 2" mortar smoke bombs.
- (b) Enemy - Will also fire LMGs and MMGs into safety pits, and flash mirrors to indicate direction of fire.
- (c) Umpires - Will use Aldershot and 89 (Bakelite) grens and arrange for firing of explosives to indicate arty fire tk a mines of both sides in accordance with fire plans and mov over minefields.
- (d) Allotment of additional trg amm from the GOC's "Pool" will be advised separately.
- (e) 21 Aust Inf Bde flag system of umpiring will be used for exercise "RAMPANT".

4. Directing Staff - GOC 7 Aust Div and staff.

5. Umpires - Instrs for umpires and arrangements for briefing will be issued separately.

6. Directing Staff Comms - Will be provided by Sigs 7 Aust Div.



7. NEUTRAL PERS AND VEHS

- (a) Neutral vehs will fly a white flag
- (b) Neutral pers will wear a white armband.

8. Safety Precautions

- (a) No hand to hand fighting will be allowed and umpires will control attacks accordingly, particularly during the final assault.
- (b) Blank amm will not be fired at pers within 50 yds range.
- (c) Aldershot grens will not be thrown directly at pers.
- (d) 2" Mortar smoke bombs will be fired to burst at least 100 yds short of the nearest tps.
- (e) HE will not be fired at a distance from tps of less than 10 yds.
- (f) Enemy Comd will be responsible for enemy safety precautions particularly in connection with firing live amm into pits.
- (g) Apart from 2" Mortar smoke bombs, live amm will not be carried by other than special enemy detts responsible for firing into safety pits.
- (h) 69 (Bakelite) Grens will not be exploded within 25 yds of pers.

9. Opening Situation and Narratives will be issued separately.

10. Maps Required

GORDONVALE	1 in to 1 mile
BARTLE FREHE	1 in to 1 mile

11. Conferences A conference of fan, unit and sub-unit comds and umpires will be held after each exercise. Time and place will be notified separately.

ADM

12. Dress

- (a) Own tps - Battle Order (Hats Khaki fur felt)
- (b) Enemy - Battle Order (Hats Khaki fur felt with white hat band).

13. Blankets

- (a) One blanket per man will be carried in bulk under unit arrangements.
- (b) Extra blankets, if required, will be brought fwd under arrangements Div ASC.

14. Supp

- (a) One emergency ration will be carried on the man.
- (b) Rations for consumption during period of exercise will be fresh.

15. Amn - During course of exercises amm expenditure will be calculated by units and replenishment demanded. AASC will arrange sup of dummy amm boxes for this purposes.

16. POL

(a) Res in vehs

Trucks $\frac{1}{2}$ ton 4 x 4	4 gals
Trucks 15 cwt or equivalent	8 gals
Trucks 3 ton or equivalent	12 gals

(b) Replenishment

Normal procedure.

17. Water

- (a) Unit WE water lorries will move with units.
  - (1) For inf units non-operational water lorries may be used.



- (11) For units other than inf, only WE water vehs will be used.
- (b) All water used on exercises will be treated before consumption.
- (c) Units will ensure that sufficient water tanks are left filled in camp areas to provide water for rear parties.
18. Med
- (a) 2 mot amb of 8 Aust MAC will be allotted to enemy comd for evacuations of real casualties to 2/2 Aust CCS by the shortest route. These vehs will be treated as neutral vehs.
- (b) All other casualties will be evacuated by normal med channels MDS thence true casualties to 2/2 Aust CCS by mot amb of 8 Aust MAC.
- (c) Token casualties will be cleared from MDS to Div Reception Camp at discretion CO Rd Amb.
19. Hvg
- (a) Units will construct shallow trench latrines at all halts and biv areas and will ensure such trenches are filled in and suitably marked before leaving the area.
- (b) All refuse will be disposed in pits and covered.
- (c) Full anti-malarial precautions including the use of mosquito nets will be observed by all ranks.
- (d) Strict use and proper application of anti mite fluid will be observed (if supplies of fluid are available).
- (e) Units will ensure that all areas occupied during course of exercise are left clear.
20. Care of private property
- Units will ensure that every care is taken to avoid damage to private property.
- (a) Farm buildings and immediate surroundings will be out of bounds.
- (b) Fences may be cut, but any gaps will be picketed until repaired. Repairs are a unit responsibility.
- (c) All weapon pits etc will be filled in and turf replaced before leaving areas.
- (d) Before leaving any area it will be the responsibility of units to ensure that all fires are completely extinguished.
- (e) Area NORTH of track 464130 - 480129 up to and incl BROMFIELD SWAMP is out of bounds to all ranks.
- (f) Units will issue definite orders to implement the instrs contained in sub paras (a) to (e) above.
21. Tpt - Op vehs only will be used during period of exercise.
22. Mov - Orders for the move from KAIRI camp area to biv areas and return to KAIRI camp area at conclusion of the exercises will be issued by HQ 7 Aust Div.
23. Biv Areas - HQ 7 Aust Div will allot initial biv areas to Bde Gps and Div Tps.
24. Rear Parties - Minimum security parties will be left in all unit areas.
25. Postal - 7 Aust Div will arrange mail deliveries during course of exercises.

2 Dec 44

*L. Shalott* Maj  
BM 21 Aust Inf Bde



DISTRIBUTION

Copy No

21 Aust Inf Bde Sig Sec	1
7-P1 2/1 Aust Gd Regt	2
2/59 Aust LAD	3
2/14 Aust Inf Bn	4
2/16 Aust Inf Bn	5
2/27 Aust Inf Bn	6
2/5 Aust Commando Sqn	7
7-Ety 2/2 Aust Tk A Regt	8
2/1 Aust Pnr Bn	9
B-Coy 2/1 Aust MG Bn	10
2/8 Aust Gen Tpt Pl	11
Sec 7 Aust Div Pro Coy	12
Comd	13
EM	14
SC	15
IO	16
TO	17
BASCO	18
War Diary (2)	19 - 20
Mie (2)	21 - 22



The information given in this document is NOT to be communicated, either directly or indirectly, to the Press or to any person NOT authorised to receive it

ROUTINE ORDERS Serials 48 - 50

by

Brigadier I.N. DOUGHERTY

Commanding 21 Aust Inf Bde

HQ 21 Aust Inf Bde

Dec 44

GENERAL STAFF

DAMAGE TO PRIVATE PROPERTY DURING TRAINING

G 48. Attention is directed to 1 Aust Corps Routine Order 288 and First Australian Administrative Standing Orders chapter 19.

It is desired to emphasise the importance of ensuring that all fires are extinguished before an area is vacated. Fires will not be lit against logs or stumps.

On no account will water be taken from private sources of supply.

USE OF ABBREVIATIONS

G 49. It has been noticed that abbreviations have been used in official correspondence received at this HQ. This practice is contrary to the instructions for the use of abbreviations contained in FSPB Part I para 3 and this HQ G.1 of 12 Jun 44, relevant para of which is repeated hereunder:

" The following rules, therefore, will apply to the use of abbreviations, within 21 Aust Inf Bde:-

- (a) Abbreviations, other than those used to designate appointments or units WILL NOT be used when writing letters, memoranda, or reports, other than operational reports.
- (b) Abbreviations WILL be used in operation, or administrative, orders and instructions, operational reports and messages, other than those addressed to AMERICAN units or formations.

*L. Shubert*

Maj  
BM 21 Aust Inf Bde

ADJUTANTS GENERAL'S AND QUARTERMASTER GENERAL'S STAFF

DRESS

A 50. A tendency towards slackness in dress has been noticed recently, particularly amongst working parties. The provisions of 7 Aust Div Adm Instr No.26 para 29, repeated hereunder, will be strictly observed:

" A high standard of dress will be maintained; the following instructions in this regard will be observed:-

(a) OFFICERS - Order of Dress

- (1) Uniform FS, belt web or Sam Brown, Boots, gaiters, hat khaki fur felt or cap SD;



- (ii) Shirts KD or JG; trousers KD or JG, belt web or Sam Brown; boots, gaiters, hat khaki fur felt or cap SD and jersey pullover if desired; or
- (iii) Safari jacket, trousers KD, shoes, cap SD.

(b) ORs - Order of Dress

- (i) Uniform FS, belt web, boots, gaiters, hat khaki fur felt;
- (ii) Shirts KD or JG, trousers KD or JG, belt web, boots, gaiters, hat khaki fur felt and jersey pullover if desired.

(c) SHIRTS AND SHORTS

- (i) Shirts: It is permissible for shirts to be removed by working parties and within unit lines under unit arrangements.

Shirts will be worn by working parties travelling either to or from their work, whether marching or in vehicles.

Notwithstanding the above, shirts will be worn during all mess parades and sleeves will be rolled down after 1700 hrs daily.

- (ii) Shorts: Will only be worn for organised recreation.

USE OF ABBREVIATIONS

It has been noticed that abbreviations have been used in official correspondence received at this HQ. This practice is contrary to the instructions for the use of abbreviations contained in this HQ G.I. of 13 Jan 44. Relevant parts of the following rules, therefore, will apply to the use of abbreviations, within SI Aust Inf Bde.

*[Signature]*  
Capt  
SC 21 Aust Inf Bde

- (a) Abbreviations, other than those used to designate appointments or units will NOT be used when writing letters, memoranda, or reports, other than operational reports.
- (b) Abbreviations will be used in operation, or administrative, orders and instructions, operational reports and messages, other than those addressed to AMERICAN units or formations.

*[Signature]*  
BM 21 Aust Inf Bde

ADJUTANT GENERAL'S AND QUARTERMASTER GENERAL'S STAFF

DRESS

A 5. A tendency towards sloppiness in dress has been noticed recently, particularly amongst working parties. The provisions of 7 Aust Div Adm Inscr No. 25 para 29, repeated hereunder, will be strictly observed:

" A high standard of dress will be maintained; the following instructions in this regard will be observed:-

- (a) OFFICERS - Order of Dress
- (i) Uniform FS, belt web or Sam Brown. Boots, gaiters, hat khaki fur felt or cap SD;



21 AUS. INF. BDE.  
WAR DIARY

APPX G

SECRET

Copy No : 27...

Subject: EXERCISE "RAMPANT"

Hq 21 Aust Inf Bde

Ref No : G 491

5 Dec 44

1. The opening situation for the above Exercise and 7 Aust Div Special "RAMPANT" Cont Summary No 3 are attached.
2. This is the only information received so far.
3. Units will be prepared to move by MP to Exercise Area NOT before 062400K.
4. COs and OsC units will be prepared to attend a conference at Bde Hq at 1 hours notice, for issue of verbal orders.

*P. Rylands* Capt  
for Maj  
BM 21 Aust Inf Bde

ACK

DISTRIBUTION

Copy No

2/14 Aust Inf Bn	1
2/16 Aust Inf Bn	2
2/27 Aust Inf Bn	3
21 Aust Inf Bde Sig Sec	4
7 Pl 2/1 Aust Gd Regt	5
2/59 Aust LAD	6
2/5 Aust Fd Regt	7
7 Bty 2/2 Aust Tk A Regt	8
2/6 Aust Fd Coy	9
2/1 Aust Pnr Bn	10
'B' Coy 2/1 Aust MG Bn	11
2/8 Aust Tpt Pl	12
2/7 Aust Sup Depot Pl	13
2/6 Aust Fd Amb	14
Det 2/124 Aust Bde Wksp	15
Det 2/124 Aust Bde Ord Fd Pk	16
Sec 7 Aust Div Pro Coy	17
Comd	18
BM	19
SC	20
IO	21
AID	22
TO	23
File	24 - 25
War Diary	26 - 27

DISTRIBUTION AIR PHOTOS

Hq 21 Aust Inf Bde	1 set
2/14 Aust Inf Bn	1 set
2/16 Aust Inf Bn	1 set
2/27 Aust Inf Bn	1 set
2/1 Aust Pnr Bn	1 set



OPENING SITUATION EXERCISE "RAMPANT"

Ref Maps : GORDONVALE           1 inch to 1 mile  
           BARTLE FRERE        1 inch to 1 mile

1.           A strong JAPANESE force which landed in the INNISFAIL Area is being contained.
2.           17 FUJI FYJAMA Div and 51 SILKI KIMONA Div which early in the operations had advanced on to the TABLELANDS via the PALMERTON Highway have been heavily engaged by 1 Aust Corps. Their only line of withdrawal has been cut by 6 Aust Div which is firmly established in the MILLAA MILLAA Area. The enemy has suffered heavy casualties from battle and disease and is weak from lack of food but with his back to the wall is still full of fight.
3.           On 4 Dec, JAPANESE remnants of these divisions were severely defeated by 7 Aust Div in the KAIRI-ATHERTON Area but retired in good order to the SOUTH. 7 Aust Div kept contact with 18 Aust Inf Bde and attached troops.
4.           7 Aust Div special "RAMPANT" Int Summary No 3 of 5 Dec and Aerial Photographs are attached.



7 AUSTRALIAN DIVISION SPECIAL "RAMPANT" INTELLIGENCE SUMMARY NO 3

Based on information received up to 1600 hrs  
on 5 Dec 44 (including air photos flown on

20 Nov 44)

Ref Maps :- 1/63360 GORDONVALE

BARTLE FRERE

PART ISUMMARY OF OPERATIONS(a) LAND (7 Aust Div area)

The withdrawal of the enemy from the KAIRI area is now completed and the JAP is retiring in good order.

18 Aust Inf Bde is pursuing and keeping contact, encountering some enemy resistance. The enemy is now holding the line LAKE EACHAM - PEERAMON - rd junc 5018 and 18 Aust Inf Bde is attacking these positions with some success. 21 and 25 Aust Inf Bdes are reorganising in the KAIRI area.

JAP casualties to date are 23,220 killed and 24 captured.

The main lines of JAP withdrawal towards LAMONDS HILL appear to be along the lines LAKE EACHAM - rd junc 5721 - BUTCHER CK and MALANDA - rd junc 535115 - GLEN ALLYN roads. Tac R reports indicate signs of enemy activity on these roads.

## (6 Aust Div area)

6 Aust Div is firmly established in the MILLAA MILLAA area and has repulsed several enemy attacks from the South.

These attacks appear designed to penetrate to the MALANDA area.

The only contacts made by 6 Aust Div with the JAP from the MALANDA area have been by patrols.

(b) SEA

Shipping sightings are on a reduced scale and there is some indication that, following the naval battle off INNISFAIL last week, the JAP has abandoned his previous intention of reinforcing the area.

Barge sightings indicate that supplies are being brought into the area, although in no great quantities.

During the week our PT boats and Beaufighters operating North of INNISFAIL have sunk 42 supply laden barges.

(c) AIR

Enemy air activity during the week has been on a much reduced scale, being confined mainly to nuisance raids in small strength, although the enemy air potential is such that surprise raids in fair strength can be expected.



SECRET

PART II

ENEMY

(a) Enemy OOB - LAND

Captain documents and PW indicate the following enemy OOB :-

Unit	Code Name	No	Commander	Estimated Strength
HQ 17 (SIKI KIMONA) Div	NANSHU	1360	SILKI Kimona	30
HQ Div Inf	?		TAKECHI Jinzaburo	20
22 Inf Regt	NANSHU	1363	TAKANO Seichii	750
23 Inf Regt	NANSHU	1364	KATO Suzumi	500
24 Inf Regt	NANSHU	1365	INAI Yoshi	630
? Engr Regt			MIKUNI	150
44 Tpt Regt	NANSHU	?		130
Div Sig Unit				60
Div Med Unit				50
				<u>2,320</u>
HQ 51 (FUJI PYJAMA) Div	KITA	6951	FUJI Pyjama	
HQ Div Inf	KITA	6952	NAQANO Seichii	
54 Inf Regt	KITA	6954	KAWAI Isag	1,500
55 Inf Regt	KITA	6955	KIKUCHI Saburo	1,600
89 Inf Regt	UTSU	4263	TSUBOI Yukio	2,400
2 Indep Tk Coy	OKU	6231	NONOKU Funio	30
60 Mtn Arty Regt	UTSU	4639	TAKANUCHI Saburo	1,700
51 Engr Regt	KITA	6970	AOKI Jinzio	300
51 Tpt Regt	KITA	6971	KITSUI Saburo	1,100
Div Sig Unit	KITA	6972	MATSUI Yujiro	130
Div Med Unit	KITA	6973	ISHII Nobon	500
				<u>9,260</u>
				<u>2,320</u>
			<b>Total enemy troops MALANDA area</b>	<u><u>11,580</u></u>

NOTE :- 17 Arty Regt (of 17 Div) was lost at sea with all guns prior to the landing on the Mainland.



(b) Enemy OOB - AIR

Ph/R and sightings lead to the following estimate of enemy airpower :-

Areas	F	2EF	L/B W/B	T/B D/B	F/B	F/P	Obsn	3 Dec
INNISFAIL	20	-	10	5	-	3	4	42
MDRESBY	30	12	25	6	-	10	6	89
TOTAL	50	12	35	11	-	13	10	131

(c) Identifications

No new identifications are to hand, and all units identified are as shown in para (a) above.

(d) Enemy Equipment

The JAP has at present an assessed number of 20 75-mm guns and 15 70-mm guns at his disposal with a total number of 6 light tanks.

(e) Enemy Tactics

Enemy tactics at present are purely defensive although use is being made of small raiding parties whose activities are confined to the hours of darkness.

(f) Enemy CW

It is appreciated by higher authority that the JAP is most unlikely to initiate the use of chemical warfare, other than employing smoke and/or flamethrowers.

(g) Enemy Intentions

FW state that reinforcements are expected in the INNISFAIL area in sufficient numbers to break through 6 Aust Div at MILLAA MILLAA and reinforce the FUJI PYJAMA or SILKI KIMONA Divisions, which will then stage a counter offensive.

Until these reinforcements arrive it is the intention of those divisions to fight for time, most probably in the area MALANDA - LAMONDS HILL.

The possibility of reinforcements arriving in the area in sufficient strength for a JAP counter-offensive to be staged is very remote, but the effect of this propoganda on the enemy must be to cause him to fight desperately.

PART III

TOPOGRAPHICAL

No information

PART IV

OTHER FRONTS

No information

PART V

SECURITY

18 Aust Inf Bde has reported JAP efforts to interfere with signal communications.

JACOBSEN Capt  
for Lt-Col  
GS 7 Aust Div



21 AUS. INF. BDE.  
**WAR DIARY** *John Deary*

EXERCISE SECRET

21 AUSTRALIAN INFANTRY BATTALION OPERATION ORDER No. 1

Copy No. 29

7 Dec 44

APPX H

Ref Maps: GORDONVALE one inch to one mile  
BARTLE PRERE one inch to one mile

INFORMATION

1. Enemy

- (a) No change from 7 Aust Div Int. Summary No. 3
- (b) Enemy disposals as given at conference 7 Dec 44.

2. Own Tps

Disposals 18 Aust Inf Bde and general situation as given verbally at conference 7 Dec 44.

3. Additional Tps

As from 061800K, under comd 21 Aust Inf Bde:-

- 2/5 Aust Commando Sqdn
- 7 Bty 2/2 Aust Tk A Regt
- 2/1 Aust Par Bn
- B Coy 2/1 Aust MG Bn
- 2/8 Aust Tpt Pl
- Sec 7 Aust Div Pro Coy
- 6 ALP

And in support -

- 2/5 Aust Fd Regt
- 2/6 Aust Fd Coy
- 2/7 Aust Sup Depot Pl
- 2/6 Aust Fd Amb
- Det 2/124 Aust Ord Fd Pk
- Det 2/124 Aust Bde Wksp

6

INTENTION

4. 21 Aust Inf Bde Gp will move by MT on 7 Dec 44 to the MT WEERIMBA area and occupy a tactical bivouac position.

METHOD

5. Movement

Movement will be in accordance with Movement Table attached as Appendix A.

6. Route of Advance and Bivouac Areas

- (a) Routes will be as per sketch attached as Appendix B.
- (b) Bivouac areas will be as indicated on ground 6 Dec 44 and shown on sketch attached as Appendix B.

7. Allotment of Tps under Comd of Units

- (a) One Tp 7 Bty 2/2 Aust Tk A Regt and one tp 2/5 Aust Fd Regt will be under comd 2/27 Aust Inf Bn for move to bivouac areas.
- (b) All other units under direct comd HQ 21 Aust Inf Bde.

8. Air

- (a) Air sentries and AALMG will be posted in vehicles under unit orders.
- (b) If attacked from air, convoys will NOT halt.



9. Inf Tk A Guns

Each Bn will take two 2 pr Tk A guns.

10. Debussing

- (a) Units will debuss and move off road at debussing points, immediately vehicles halt.
- (b) Location of unit concentration and stores areas at debussing point will be indicated when units arrive by a representative of this HQ.

ADM

11. Amn

AP - vicinity track junc 465125 opens 071800K closes 072000K.

12. Sups

- (a) BBP - vicinity 477365.
- (b) Sup Point - vicinity track junc 435137 and 491279 opens 071600K closes 071800K.

13. POL

PP - vicinity track junc 465125 opens 071600K closes 071800K.

14. Engr Stores

RAE Dump remains present location.

15. Water

- (a) Units will move with water carts filled.
- (b) WF - bridge 458126.

16. Medical

- (a) Ambulance Car Post 2/6 Aust Fd Amb at rd junc 423180 by 070800K.
- (b) On completion of move post is to rejoin MDS.
- (c) Casualties during move will be evacuated direct to 2/2 Aust CCS.
- (d) MDS 2/6 Aust Fd Amb vicinity 454123 on arrival in bivouac area.
- (e) Casualties will be cleared from Bde bivouac area direct to MDS.

17. Provost and Traffic Control

Pointsmen Sec 7 Aust Div Pro Coy

- (a) Rd junc 477367.
- (b) Bde SP 480353
- (c) Debussing area

18. Repair and Recovery

Det 2/124 Aust Bde Wksp moves in rear of convoy 1 and will establish Recovery Post at rd junc sq 4325. Closes on completion of move.

19. Salvage

Div Salvage Centre remains present location.



(3)

20. PW

Cage at Bde Hq.

21. Allotment of Transport

2/8 Aust Tpt Pl allotted as follows:-

Hq 21 Aust Inf Bde (incl Sigs) 6 jeeps and trailers  
2/14 Aust Inf Bn - 5 jeeps and trailers  
2/16 Aust Inf Bn - 5 jeeps and trailers  
2/27 Aust Inf Bn - 5 jeeps and trailers  
2/5 Aust Commando Sqn - 4 jeeps and trailers  
2/1 Aust Par Bn - 5 jeeps and trailers.

22. Unit B Ech stores carried in troop carrying vehicles will be stacked at debussing points and ferried forward to bivouac areas in A Ech vehicles.

Traffic circuits for move and in bivouac areas as shown in sketch attached as Appendix B.

INTERCOMN

23. Wireless

(a) W/T will be maintained to -

2/14 Aust Inf Bn  
2/16 Aust Inf Bn  
2/27 Aust Inf Bn  
2/1 Aust Par Bn  
2/5 Aust Commando Sqn  
2/5 Aust Fd Regt

(b) Wireless traffic will be confined to op messages during move by MT. On arrival bivouac areas wireless silence will be maintained until further orders.

24. Line

Line will be laid in bivouac area.

25. HQ

(a) Bde Hq in line of march during move (see Appendix A)

(b) Location in bivouac area - rd junc 465123.

26. ACK

*L. Shalott*  
Maj  
BM 21 Aust Inf Bde

Signed at 0030 hrs

Issued by LO and SDR

DISTRIBUTION:

COPY NO

2/14 Aust Inf Bn	1
2/16 Aust Inf Bn	2
2/27 Aust Inf Bn	3
21 Aust Inf Bde Sig Sqs	4
7 Pl 2/1 Aust Cd Regt	5
2/59 Aust LAD	6
6 ALP	7
2/5 Aust Commando Sqn	8
2/5 Aust Fd Regt	9
7 Bty 2/2 Aust Tk A Regt	10
2/6 Aust Fd Coy	11
2/1 Aust Par Bn	12
B Coy 2/1 Aust MG Bn	13

SEE OVER



DISTRIBUTION (Contd)

2/8 Aust Tpt Pl	14
2/6 Aust Fd Amb	15
Det 2/124 Aust Bde Wksp	16
Det 2/124 Aust Ord Fd Pk	17
Sec 7 Aust Div Pro Coy	18
7 Aust Div	19
Lt Col ROBSON 2/31 Aust Inf Bn (Chief Umpire	20
Comd	21
BM	22
CC	23
IO	24
TO	25
File	26 - 27
War Diary	28 - 29



Copy No.....

MOVEMENT TABLE

1. SPs - Bde - rd junc 480353  
 Div - rd junc 478334

2. Routes - See Trace 2 Appx "B" attached

3. VTM - 20  
 MIH - 15

4. Marshalling Area - KAIRI rd 481363 to rd junc 480353

5. Debussing area - 424179 - 451186. Units move on foot to bivouac area. After debussing vehs other than unit vehs return for next lift. Tps must debus immediately vehicles halt.

Sr	Unit	Pers	Vehicles			Tp Carriers		Convoy No	Timings						OC Gp	Remarks	
			Unit	Tp Carrying	Total	Report Unit Lines	Supplied By		Leave Unit Lines		Pass Bde SP		Pass Div SP				
									Head	Tail	Head	Tail	Head	Tail			
(a)	(b)	(c)	(d)	(e)	(f)	(g)	(h)	(i)	(j)	(k)	(l)	(m)	(n)	(o)	(p)	(q)	
1	2/27 Bn with under cmd:- Tp 2/5 Fd Regt Tp 2/2 Tk A Regt	750 - -	8(a) 7(b) 5(c)	53x2½ ton	61 7 5	062200	AASC	1A		070510	070524	070525	070539	070530	070544	2/27 Bn	
	Total		20	53	73												
2	HQ 21 Bde 21 Bde Sig Sec 7 Pl Gd Regt 2/59 IAD 6 ALP Sec Div Pro Coy	150	4(d) 6 - 4 1 1	12x2½ ton	28	062200	AASC	1B	070529	070535	070544	070550	070549	070555	HQ 21 Bde		

(a) less 5 B Ech vehs plus 2 x 2 pr guns. (b) Plus 4 x 25 pr guns towed. (c) plus 4 x 6 pr guns towed  
 (d) less two B Ech vehs.



(a)	(b)	(c)	(d)	(e)	(f)	(g)	(h)	(i)	(j)	(k)	(l)	(m)	(n)	(o)	(p)
3	7 Bty 2/2 Tk A Regt less 3 Tps	-	8(e)	-	8			1C	070533	070535	070553	070555	070558	070600	7 Bty 2/2 Tk A Regt
4	2/5 Cdo Sqn	195	5	16x3ton	21	062200	RAE	1D	070546	070551	070556	070600	070601	070605	2/5 Cdo Sqn
5	2/14 Bn	435	8(a)	25x3ton 5x2½ton 3x semi- trlr(f)	41	062200	RAE	1E	070552	070600	070602	070610	070607	070615	2/14 Bn

(e) plus 4 x 6 pr guns towed. (a) less 5 B Ech vehs plus 2 x 2 pr guns. (f) Semi-trailer carry 20 personnel



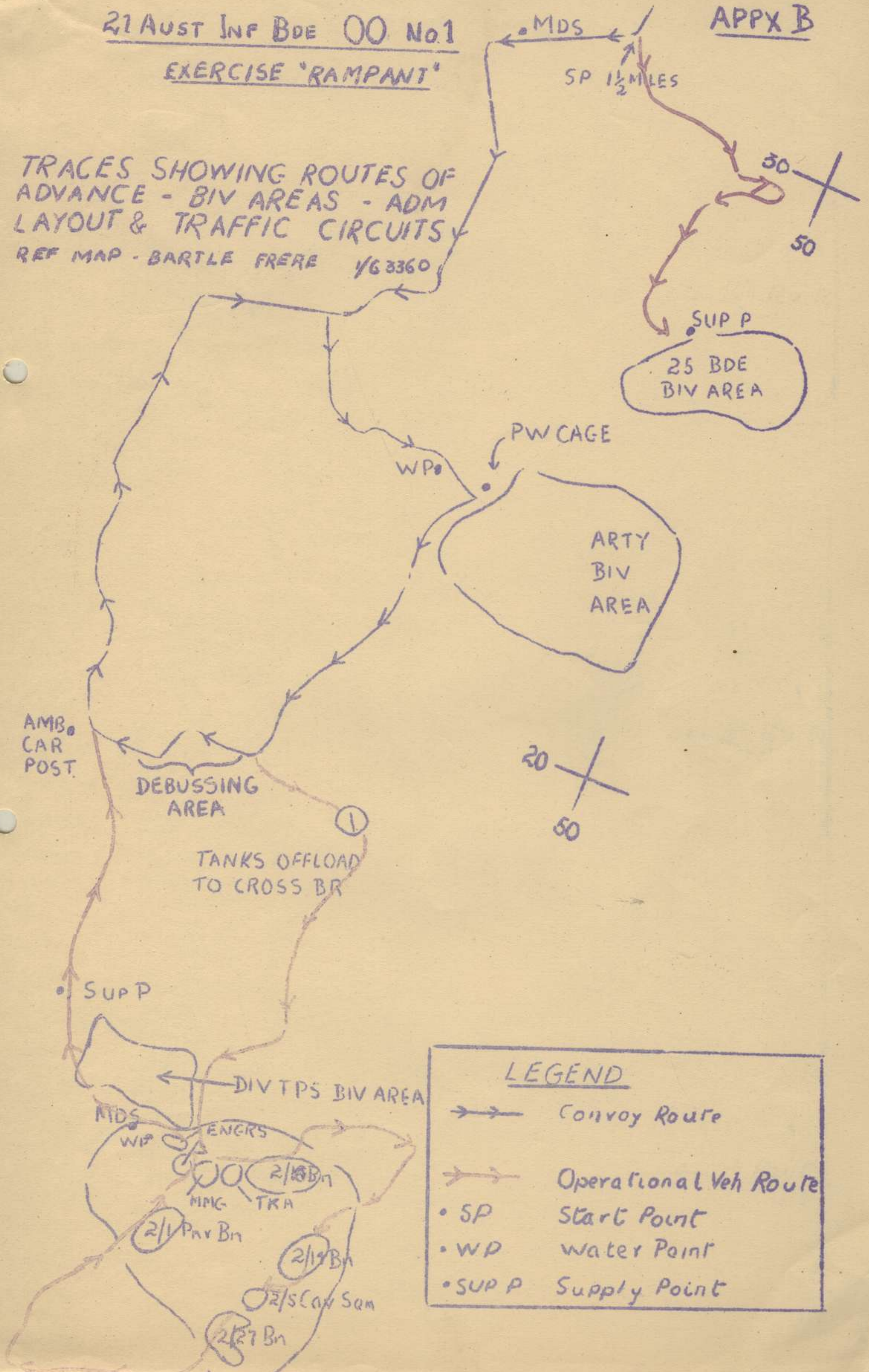
(a)	(b)	(c)	(d)	(e)	(f)	(g)	(h)	(i)	(j)	(k)	(l)	(m)	(n)	(o)	(p)
6	Det 2/124 Bde Wksp HQ 21 Bde 2/14 Bn 2/27 Bn 2/8 Tpt Pl	-	2	-	2	-			070730	070731	070740	070741	070745	070746	Unit
		-	2	-	2				070745	070746	070800	070801	070805	070806	Unit
		-	5	-	5				070751	070752	070802	070803	070807	070808	Unit
		-	5	-	5				070752	070753	070805	070806	070810	070811	Unit
		-	13	-	13				070754	070757	070809	070812	070814	070817	Unit
7	2/14 Bn	280	-	24x3ton Tip	24	070830	RAE	3A	070858	070903	070910	070915	070915	070920	2/14 Bn
8	2/16 Bn	405	13	17x 3 ton tip 3xST 5x2 $\frac{1}{2}$ ton 6x2 $\frac{1}{2}$ ton	44	070830	RAE RAE RAE AASC	3B	070907	070917	070920	070930	070925	070935	2/16 Bn
9	2/16 Bn	320		23x2 $\frac{1}{2}$ ton	23	071300	AASC	6A	071410	071415	071425	071430	071430	071435	2/16 Bn
10	2/1 Pnr Bn	360	13	9x2 $\frac{1}{2}$ ton 9x3ton tip 3xST 5x2 $\frac{1}{2}$ ton	39	071300	AASC RAE RAE RAE	6B	071425	071433	071435	071443	071440	071448	2/1 Pnr Bn
11	2/1 Pnr Bn	290		22x2 $\frac{1}{2}$ ton	22	071715	AASC	8A	071815	071820	071825	071830	071830	071835	2/1 Pnr Bn
12	B Coy 2/1 MG Bn	110	4	9x2 $\frac{1}{2}$ ton	13	071715	AASC	8B	071825	071828	071835	071838	071840	071843	2/1 MG Bn
13	2/6 Fd Coy	60	4	5x3ton tip	9	071715	RAE	8C	071828	071830	071843	071845	071846	071848	2/6 Fd Coy
14	2/6 Fd Amb	190	10	15x2 $\frac{1}{2}$ ton	25	071715	AASC	8D	071835	071840	071845	071850	071850	071855	2/6 Fd Amb
15	Two tps 7 Bty 2/2 Tk A Regt	-		8x2 $\frac{1}{2}$ ton	8	071715	AASC	8E	071830	071832	071853	071855	071858	071900	7 Bty 2/2 Tk A Regt



21 AUST INF BDE OO No1  
EXERCISE "RAMPANT"

APPX B

TRACES SHOWING ROUTES OF  
 ADVANCE - BIV AREAS - ADM  
 LAYOUT & TRAFFIC CIRCUITS  
 REF MAP - BARTLE FREER 1/63360



LEGEND	
	Convoy Route
	Operational Veh Route
• SP	Start Point
• WP	Water Point
• SUP P	Supply Point



# WAR DIARY

W. D.

21 AUG. INF. BDE. RESTRICTED

APPX J

Copy No .....

17 Dec 44

## 21 AUST INF BDE ADM ORDER NO 11

Ref Maps : GORDONVALE 1 inch to 1 mile  
BARTLE FRERE 1 inch to 1 mile

### 1. GENERAL

Return to KAIRI Area of units of 21 Aust Inf Bde Gp will be in accordance with mvt table below.

### 2. ASSEMBLY AREAS

Immediately exercise concludes units will assemble as under :-

Unit	Area
2/14 Aust Inf Bn	WEST of rd between HOUSE 654143 and 14 northing grid.
2/16 Aust Inf Bn	EAST of rd at 655143 to 14 northern grid.
2/27 Aust Inf Bn	Vicinity HOUSE 650132.
2/5 Aust Commando Sqn	WEST of rd from 14 northing grid to rd junc 658139.
ADS 2/6 Aust Fd Amb	Own Area.

Units moving in own transport Under own arrangements.

### 3. MEALS

- (a) Gp I - Midday meal in assembly area.
- (b) Gp II - Evening meal in assembly area.
- (c) Units will provide meals for drivers of vehicles attached for move.

### 4. MID

One Amb car from ADS 2/6 Aust Fd Amb will report to TCP at rd junc 658139 at 181330K and move in rear of Gp I.

### 5. PRO and TC

- (a) TCP at rd junc 658139.
- (b) Det 7 Aust Div Pro Coy will provide ptsmen at :
  - (1) Rly br 519268 - 2
  - (11) Rly crossing 466333 - 2

### 6. REC

Det 2/124 Aust Bde Wasps will est Rec point at rd junc 516279 by 181430K.

ACK

Signed at 17.2.11AK

Distribution by Sigs

*W. D. Hamilton* Capt  
SO 21 Aust Inf Bde



MOVEMENT TABLE

ST - To be advised, referred to in this table as Z

SP - Rd June 646156.

ROUTE - Via LAKE EACHEM - YUNGABORRA - KULARA

SPEED and DENSITY - 15 mph 17 vms

Ser No	Unit	No of vehs	Vehs allotted from	Time past SF	Remarks	
<u>GROUP I</u>						
1	HQ 31 Aust Inf Bde		Unit	to be advised	Move independently	
2	2/14 Aust Inf Bn	30	2/25 Aust Lpt Pl	Z		
3	2/16 Aust Inf Bn	40	7 Aust Div	Z+18	3 x 6 pr Tk A guns 7 Bty 2/2 Aust Tk A Regt will RV in assembly area. Dn will be responsible towing back to unit lines.  One veh will report to B ech 180900K.	
4	2/5 Aust Gdo Sqn	11	7 Aust Div	Z+38		
5	7 Bty 2/2 Aust TK A Regt	14	Unit	Z+45		
6	2/6 Aust Pd Coy	40	Unit	Z+52		
7	Det ASC	22	Unit	Z+71		
<u>GROUP II</u>						
8	2/27 Aust Inf Bn	34	7 Aust Div	Z+4 $\frac{1}{2}$ hrs approx		follows tail Serial 8
9	A Coy 2/6 Aust Pd Amb	8	Unit			
<u>GROUP III</u>						
	A Sqn 2/9 Aust Arm'd Regt	-	Moves independently			

DISTRIBUTION ( See over)



DISTRIBUTION

COPY NO

2/14 Aust Inf Bn	1 - 2 (1 to B ech)
2/16 Aust Inf Bn	3 - 4 ( " " " " )
2/27 Aust Inf Bn	5 - 6 ( " " " " )
21 Aust Inf Bde Sig Sec	7
7 Pl 'B' Coy 2/1 Aust Gd Regt	8
2/59 Aust LAD	9
2/5 Aust Commando Sqn	10
'A' Sqn 2/9 Aust Armd Regt	11
7 Bty 2/2 Aust Tk A Regt	12
2/3 Aust Pd Coy	13
Det AASC	14
2/25 Aust Tpt Pl	15
'A' Coy 2/6 Aust Pd Amb	16
Det 2/124 Aust Bde Wksps	17
Sec 7 Aust Div Pro Coy	18
Comd	19
IM	20
SC	21
Bde TO	22
Adv HQ 7 Aust Div	23
File	24 - 25
War Diary	26 - 27



Subject: EMPLOYMENT OF CARRIERS MG (Aust) IN TROPICAL WARFAREHQ 21 Aust Inf Bde  
Ref No: G 539  
30 Dec 44

7 Aust Div

Reference 7 Aust Div G11/7/3053 of 24 Dec 44, the following comments are submitted on the points raised in para 3 of the above letter:-

- (a) Carriers might, in certain circumstances be used, -
- (i) In the early stages of a landing operation, to bring mortars, MMGs, ammunition, signal equipment etc direct from landing craft, across the beach and forward into the beachhead area. This would be before any beach roadway has been laid and while the beach itself may still be under small arms fire. It would free carrying parties, speed up the arrival of supporting weapons and ensure an immediate reserve of ammunition. Even should the hinterland be unsuitable for carriers, it is felt that their value in this role alone would justify their employment.
  - (ii) In open and semi open country to carry the brigade wireless link with each battalion. Once again carrying parties would be freed when the CO moves across country. The carrier can be used in many places where jeeps can NOT.
  - (iii) As a means of carrying mortars, ammunition, MMGs and wireless gear up to their gun positions, or HQ sites over difficult country and under fire.
  - (iv) To produce fire power quickly on the battle field, either to exploit success or counter penetration.
  - (v) To bring up consolidation stores close behind the attacking troops, or to carry engineer stores during an attack with tanks.
- (b) (i) In the case of (a) (i) above, LVTs and, to a less extent, DUKWS, could possibly perform a similar function. Their subsequent tactical employment however is NOT foreseen, whereas it may be possible to use the carrier.
- (ii) Jeeps fulfill the roles in (a) (ii) and (iii) above to a certain extent, but carriers have advantages which make them particularly suitable in certain circumstances.
- (c) It is considered that the carrier MG (Aust) is a requirement.
- (d) It is NOT essential that an increase in personnel be effected provided the allotment shown in para (e) below is effective. Personnel trained within battalions as drivers and assistants, could be used as infantry when the carriers can NOT be used.
- (e) A pool is NOT recommended. The suggested allotment is 13 carriers per infantry battalion, on the basis -
- 1 per rifle company (amn, stores etc)
  - 4 to the mortar platoon (weapons, amn)
  - 2 to the MMG Platoon (weapons and amn)
  - 2 to the sig platoon (sig eqpt)
  - 1 to the CO (Bde wireless link)
- This allotment is of course NOT firm, and the CO could detail all or portion of his carriers for any special task as the occasion demanded.
- (f) No further comments can be offered.

(Sgd) Ivan N. DOUGHERTY, Brig  
Comd 21 Aust Inf Bde



# WAR DIARY

APPX L

21 AUS. INF. BDE.

Hq 21 Aust Inf Bde

30 Dec 44

## BDE HQ SWIMMING CARNIVAL

1. A swimming carnival will be held at LAKE EURAMOO on 5 Jan 45.

### 2. EVENTS

1. 100 yards FREESTYLE
2. 50 yards "
3. 220 yards RELAY
4. 50 yards BREASTROKE
5. 50 yards BACKSTROKE
6. UNDER WATER RACE
7. BELLOW FIGHT ON GREASY POLE
8. DIVING COMPETITION
9. 25 yards DOG PADDLE
10. 100 yards OFFERS RACE (Any style)

### 3. ENTRIES

The carnival will be held as a picnic day. The success of it and enjoyment for all depends upon the number of entries for each event and co-operation from the Hq.

All personnel who wish to compete should hand their Number, Rank and Name together with the event (s) in which they wish to enter to WO II KENNEDY.

### 4. PRIZES

Suitable prizes of Canteen Orders will be given on the approval of the Trust Fund Committee.

### 5. MESSING

Lunches will be provided by CQMS. Number of personnel desiring to go both as competitors and spectators will be notified to CQMS by CSM.

### 6. TRANSPORT

CSM will also notify Transport of number so that vehicles may be ordered at least 36 hours before.

### 7. BATHING COSTUMES

Costumes must be worn by all personnel who enter water. No nude bathing allowed.

### 8. WATER BOTTLES

These should be carried by all personnel as no supply of fresh water exists at the Lake.

### 9. PROGRAMME, TIMINGS Etc

These will be issued later as special instructions.

*L. Shanks*  
Maj  
BM 21 Aust Inf Bde

### DISTRIBUTION

Sig Sec	CQMS
Hd Pl	Notice Board
LAD	Offrs Mess
Comd	File
BN	War Diary ✓
SG	
IO	
TO	
CSM	



RESTRICTED

The information given in this document is NOT to be communicated, either directly or indirectly to the Press or to any person NOT authorised to receive it

ROUTINE ORDERS

Serials 17 - 26

by

Major L.E. WALCOTTCommanding HQ 21 Aust Inf Bde DetailsPART I

31 December 1944

LOCAL LEAVE

17. Recently there has been a marked increase in the number of soldiers going AWL from this area. It has, therefore, been found necessary to arrange for a stricter policing of the area, and in the course of this many soldiers have been found out of their camp areas without a leave pass.

In future, leave passes will be issued to personnel on all occasions on which they leave such areas, other than on duty or on an organised outing within 1 Aust Corps Area for which unit transport is used.

Attention is directed to the fact that MAREEBA is out of bounds to troops under command 1 Aust Corps. Accordingly, no leave will be granted to this town, except on special occasions to visit next of kin.

TENT LINES - DRESS

18. An improvement will be made in the present standard of the tent lines and dress.

The main faults noticed during recent inspections are:

- (a) Tent Lines - Spare pairs of boots not cleaned. Pannikins, bottles and various other articles left on top of boxes and rails around tents.
- (b) Dress - Gaiters and belts web (Aust or US pattern) are not being worn, particularly at mess parades.

All ranks will take action to rectify these faults immediately.

CONTINUATION PAYBOOKS

19. New Continuation Paybooks, at present on issue, are not as strong as original books and consequently, more care must be taken to keep them intact.

As this type of book deteriorates very quickly if exposed to moisture, they will be carried in a waterproof wallet, when carried on the person. Under no circumstances will they be folded.

SERVICE CHRISTMAS BOOKS

20. Army Service Books issued for Christmas 1941, 1942 and 1943 are available, and may be obtained on the same basis as "Jungle Warfare". Applications may be made to Pay Corporal HQ 21 Aust Inf Bde.

DISCHARGE OF PERSONNEL FOR UNIVERSITY STUDY YEAR 1945

21. War Cabinet has given approval for the discharge of personnel who desire to commence or resume university courses in the 1945 University Year, and whose discharge is recommended by the Manpower Directorate.

Full details can be obtained on application to HQ 21 Aust Inf Bde Orderly Room.



UNAUTHORISED USE OF EXPLOSIVES

22. Numerous explosions, not connected with training, have recently taken place within the Divisional Area, particularly during the hours of darkness.

Some of these incidents have already caused serious injuries to personnel.

Such practices, including the unauthorised discharge of firearms, will cease forthwith, and all unit officers will ensure that this order is strictly obeyed.

LOSS OF DENTURES

23. Many instances of dentures being lost by personnel whilst swimming have recently been reported.

As supplies of materials for the manufacture of dentures are limited, personnel will remove their dentures before swimming.

BEER RATION

24. Owing to strike at CAIRNS BREWERY beer ration will be reduced to one bottle or equivalent per man per week.

SUBMISSION OF SUGGESTIONS FOR IMPROVEMENT IN ARMY ADMINISTRATION AND FOR ECONOMIES IN MAN POWER AND MATERIALS

25. (1) The submission by members of written suggestions for improvement in the system of army administration and for economies in man power and materials is to be encouraged.

(2) All ranks are informed that

- (a) the submission of such suggestions is invited by LHQ;
- (b) every suggestion will be promptly and sympathetically considered;
- (c) If a suggestion cannot be adopted, the maker of it will, wherever practicable, be given some explanation;
- (d) If a suggestor so requests, his identity will not be divulged to higher authority by the officer who receives it initially in accordance with para 3 hereof.

- (3) (a) A suggestion made by a member of a HQ will be addressed to the head of the branch or service with which the member is serving at that HQ; such head will attach his comments, if any. The suggestion, together with any additional comments, will then be sent by the commander of the HQ direct to LHQ.
- (b) A suggestion made by a member who is not serving at a HQ will be addressed to his CO, who will forward it, together with his own comments, if any, direct to LHQ.
- (c) A commander or CO may, at his discretion, send a copy of a suggestion and his own comments, if any, to his immediate superior authority.
- (d) Each suggestion will be forwarded to LHQ promptly.

(Extract from GRO 449/44.)

SERVICE CHEVRONS

26. Authority is granted for the wearing of blue service chevrons, subject to the provisions of this order. These chevrons are individual symbols denoting that a member has carried out operational service as a member of a force operating in a theatre of operations.

For the purpose of this order "theatres of operations" are -

- (a) From 3 Sep 39 onwards - Europe (not including United Kingdom)
- (b) From 7 Jan 40 onwards - Middle East (including Mediterranean area) and North Africa.
- (c) From 16 Jun 40 onwards - United Kingdom of Great Britain and Northern Ireland.
- (d) From 8 Dec 41 onwards - Burma and Assam; China; Malaya; Mandated Territory of New Guinea; Nauru; New Caledonia; New Hebrides; Netherlands East Indies; Ocean Island; Solomon Islands; Territory of Papua; Timor.



SERVICE CHEVRONS (Continued)

- (e) Dangerous waters (for ships' staffs only)
- (f) Any other place which the Commander-in-Chief declares to be a theatre of operations for the purpose of this order.

"Dangerous waters" referred to are -

- (a) From 3 Sep 39 - The Atlantic Ocean, including British Home Waters and the North Sea; the Baltic; the Arctic Ocean between Greenland and longitude 70° E; and that part of the Indian Ocean lying south of 15° south and west of 55° east.
- (b) From 1 Jun 40 - as in (a) with the addition of the Pacific Ocean and the rest of the Indian Ocean.
- (c) From 10 Jun 40 - Anywhere at sea.

The following will be excluded in calculating the length of operational service:-

- (i) periods of absence without leave;
- (ii) periods spent in prison or detention;
- (iii) periods spent in hospital due to misconduct; and
- (iv) periods of absence from a theatre of operations for any reason (e.g. at a school, on leave, etc in a non-operational area)

One chevron is awarded to denote first commencement of operational service.

One additional chevron is awarded to denote completion of each 12 months of operational service.

(Extract from GRO A.441/44).

*R. Burgess Lt for*  
Capt  
SC 21 Aust Inf Bde

NOTICES

1. The following message appeared in General Routine Orders dated 15 Dec 44:-  
"The Minister for the Army and the Commander-in-Chief express to all ranks of the Army and to members of the Civil Staffs, best wishes for Christmas and The New Year".
2. The following message was received from Lt General MORSHEAD GOC 1 Aust Corps:-  
"Please convey to all ranks of the Division best wishes for Christmas and further great successes for the coming year. Good luck always."
3. The following telegram has been received from D Pickering Hospitality Bureau, BRISBANE:-  
"A very Happy Christmas to all men Twentyfirst Bde and a Happy New Year".



APPX N

# WAR DIARY

21 AUS. INF. BDE.

Subject: 21 AUST INF BDE PL COMDS COURSE

HQ 21 Aust Inf Bde

Ref No: G 514

31 Dec 44

2/14 Aust Inf Bn

2/16 Aust Inf Bn

2/27 Aust Inf Bn

Copies to: Comd  
BM  
IO  
Sig O  
Chief Instructor  
File  
War Diary

## GENERAL

1. A course of instruction for pl comds will be held at HQ 21 Aust Inf Bde from 8 Jan to 20 Jan 45.

## OBJECT OF COURSE

2. The object of the course is to train pl comds in platoon tactics and administration, and in their responsibilities in the training and leadership of their platoons.

## VACANCIES

3. Each unit may nominate any number of officers up to 12. The number to attend will be notified to this HQ by 2 Jan 45.

## NOMINAL ROLLS

4. Nominal rolls in duplicate, showing number, rank, name, age, service, campaigns and present posting, will be forwarded to reach this HQ by 5 Jan 45.

## JOINING INSTRUCTIONS AND SYLLABUS

5. Twelve copies of the Joining Instructions and Syllabus are attached, for issue to students.

*L. Shalsh*

Maj  
BM 21 Aust Inf Bde



## JOINING INSTRUCTIONS

### 21 AUST INF BDE PL COMDS COURSE

1. LOCATION - HQ 21 Aust Inf Bde
2. DURATION - 8 Jan 45 to 20 Jan 45.
3. OBJECT - To train pl comds in pl tactics and adm, and in their responsibilities in the training and leadership of their platoons.
4. NOMINAL ROLLS -
  - (a) Nominal rolls will be forwarded to HQ 21 Aust Inf Bde NOT later than 5 Jan 45.
  - (b) Rolls will include the following particulars of students:-

Number, Rank, Name, Age, Years of Service, Campaigns, Present Posting.
5. REPORTING

Students will report to School Adjut 0830 hrs 8 Jan 45. Thereafter, unless otherwise notified, students will report to school 0815 hrs daily.
6. ACCOMMODATION AND MESSING

Students will continue to live in unit lines and, except where notified to carry out lunches, will mess in own unit lines.
7. DRESS

JG, drill order, rifle.  
Compasses and binoculars will be carried.
8. TEXT BOOKS AND EQUIPMENT

The following text books and pamphlets will be required:-

FSPB	MTP 3 1943
FSR Vol II	MTP 23 (Supplement) Ops
IT Part 8 1944	ATM 18
IT Training and War	ATM 25
	ATM 36.

In addition each student will bring note book and pencil and have available the following maps:-

BARTLE FRERE	- 1 inch to 1 mile
GORDONVALE	- 1 inch to 1 mile.
9. BATMEN

All batmen of students will be made available as and when required by DS.  
24 hrs notice will be given for batmen to report.
10. DISTRIBUTION OF JOINING INSTRUCTIONS

Each student will be issued with one copy of these instructions before joining school.