

**AWM52**  
**2nd Australian Imperial Force and  
Commonwealth Military Forces unit war  
diaries, 1939-45 War**

**Item number: 8/3/59**

**20 Infantry Battalion**  
**1941 - 1943, Training,**  
**part 3 of 3**



9-18/1/43

INDIVIDUAL TRG



124  
HQ SECOND AUST ARMY

AUSTRALIA

8 Jan 45

SECOND AUST ARMY TRAINING INSTRUCTION NO 23

TESTS OF PHYSICAL TRAINING

INSTRUCTIONS TO TESTING OFFICERS

1. GENERAL. Each Coy moving out will require inspection and checking at following stages -
  - (a) Complete check of personnel and eqpt before moving out on first day
  - (b) at commencement and conclusion of each days march
  - (c) at selected intervening points
  - (d) complete inspection of personnel and eqpt at conclusion of exercise.

2. PERSONNEL  
& EQPT:

- (a) The Coy parade state will be checked before movement and every man accounted for. ALL personnel of the coy will participate, excepting only those physically incapable of so doing. The percentage in relation to actual strength will be noted.
- (b) Offrs and ORs will wear KWD ( or shorts and shirt, but only if KWD NOT available, ), boots, gaiters, (or anklets web) steel helmet and webbing eqpt.
- (c) (i) The Coy will carry its normal arms and eqpt (excepting Boys rifles). Testing offrs will ensure that each man (including offrs) carries the following:

Rifle (and bayonet), SMG OR LMG

100 rds SAA (or equivalent)

2 grenades

3 days rations

Mess tin, knife, fork and spoon,

Water bottle

Towel and personal hygiene gear

Ground sheet

Change of underwear

Spare sox

(ii) 12 magazines will be carried for each LMG and SMG.

For safety reasons these will NOT be filled



(iii) The coy comd may at his discretion direct that each man will carry one blanket

- (d) Four SB's with two stretchers, and one Medical orderly from Bn HQ with small medical kit (minimum weight 4 lbs) will move with each coy.
- (e) Coy 108 set and sigs will move with Coy HQ

### 3. MOVEMENT

- (a) The testing offrs will NOT be required to "paint" a tactical picture nor will the coy comd be asked to move as if contact with an "enemy" is an immediate prospect.
- (b) However, the coy will move in dispersed formation and will be judged on the methods and formations which the coy comd and pl comds adopt for movement over this type of ground, under conditions which approximate to those of active service.
- (c) Tactical considerations will apply in choice of bivouac sites and security during halts.
- (d) Sections will be organised in their sub-groups, but NOT necessarily move in such formation.

### 4. CONDITION OF PERSONNEL

- (a) Since these are "tests of physical training", the physical condition and stamina of personnel will be most carefully checked at each stage of the exercise. The most careful and detailed inspection and questioning of individual men by testing offrs will be necessary.
- (b) The skill of the individual man in nursing his strength, caring for his body and particularly for his feet, adjusting his eqpt to the most comfortable posn, are points to be looked for.
- (c) The good judgment or otherwise of the coy (pl, sec)comd in moving over the ground with a view to saving unnecessary climbing etc., and the even distribution of loads, are also to be judged.

### 5. RATIONS AND WATER.

- (a) 3 days rations will be carried by each man, but the coy



comd may elect to carry additional rations for emergency. Individual or sub-group cooking will be used. Dixies will NOT be taken.

- (b) Units will be judged strictly on water discipline. Sterilizing tablets will be carried if available.

6. CONDITION OF EQPT

Testing offrs will check care and maintenance of coy arms and eqpt, and condition at completion of the exercise.

7. REPORT ON TEST

Testing offrs will report in the form shown as Appx "A", in accordance with Second Aust Army Training Instruction No.22 para 5 (c).

Distribution:

1 Aust Div (60)		
2/2 Bd Regt (3)		
Units of Army Tps		
GOC IN C	BRA	DMS
BGS	CE	DDM
Col GS	CSO	War Diary (2)
GSI US Army	DA & QMG	File
G (Ops)	DDST	
G (Trg)		

*Gough*  
Brig GS  
SECOND AUST ARMY

Copies for Information to:

2 Aust Mot Bde  
3 Aust Army Tk Bde  
Second Aust Army Officers School  
Second Aust Army Junior Leaders School



## REPORT OF TESTING OFFICER

Sub-Unit

Coy

Bn

Test Commenced.....43

## DAY ONE

Ser No.	Subject	Points to be Noted	Remarks Note (X)
1	<u>Before Movement</u>	(a) strength (incl att o.g. 3 offrs 2 N.C.Os 58 ORs SBs, Sigs) (b) arms & eqpt, dress, boots <i>Very good</i> (c) arm and rations <i>Very good</i> (d) general readiness for the task <i>Very good</i>	
<i>NOTE: Strength comprised Offrs incl 1 Sig Offr. N.C.Os incl. 2. Ord. Room Cpls, 2 Cpl. Cooks, 2 N.C.O. Bandsmen, 3 N.C.O. Pioneers ORs incl. 4 Batmen, 13 Carriers &amp; M.T., 5 Sigs, 14 Bandsmen, 3 Mortars 6 Pioneers, 2 i Sec., 1 R.A.P. &amp; 10 Riflemen.</i>			
2	<u>Commencement of movement</u>	(a) organisation for movement <i>Very good</i> (b) promptness in moving off <i>good.</i>	
3	<u>Movement</u>	(a) morale <i>Very good</i> (b) formations-suitability <i>Fair.</i> (c) distribution of loads <i>good</i> (d) organisation of halts <i>See etc.</i> (e) meals <i>good.</i>	
<i>NOTE: 3(c) Formations were ragged at times caused mainly through inexperienced Infantry N.C.Os &amp; ORs. 3(d) Halts were longer than necessary. owing to stragglers &amp; casualties.</i>			
4	<u>Condition on arrival at bivouac site</u>	(a) Formation (closed up etc., straggling) <i>Very Fair.</i> (b) condition of individual men (i) fresh - fit for much more <i>20%</i> (ii) fit, but had about enough <i>70%</i> (iii) exhausted <i>10%</i> (c) condition of bodies (i) feet <i>good.</i> (ii) rubbing by eqpt <i>Majority shoulders tender.</i> (iii) sunburn and chafing <i>chil.</i> (iv) cuts and wounds <i>chil.</i>	
5	<u>Action at bivouac site</u>	(a) organisation of bivouac <i>Very Fair.</i> (i) Security <i>Good.</i> (ii) sanitation <i>Very Fair.</i> (iii) meals <i>Good.</i> (iv) routine <i>Good</i> (v) individual resourcefulness <i>Very Fair.</i> (vi) general air of efficiency	
6	<u>Control &amp; Leadership</u>	(a) control (i) by offrs (ii) by NCOs (b) Leadership (c) discipline	<i>Control was not up to normal Infantry standard. Reasons:-</i> ① Two officers only effective in Coy other officer casually through ankle injury ② N.C.Os not experienced infantrymen ③ ORs not trained as infantrymen ④ Control difficult owing to stragglers who were untrained. ⑤ Owing to casualties. Pk. were not organised.

Remarks - Note (X): attach on separate sheet if necessary

SIGNATURE AND RANK



REPORT OF TESTING OFFICER

Sub-Unit

Coy

Bn

DAY TWO

Ser  
No.

Subject

Points to be Noted

Remarks-Note (X)

- 1 Commencement of movement
  - (a) organisation for movement *Good.*
  - (b) promptness in moving off *1 hr. late.*
  
- 2 Movement
  - (a) Morale *Very good*
  - (b) formations - suitability *Fair. Sig improvement.*
  - (c) distribution of loads *Good*
  - (d) organisation of halts *Good.*
  - (e) meals *Very good.*
  
- 3 Maintenance of schedule
  - (a) march planning by coy and pl comds *Good*
  - (b) rate of movement *Good.*
  
- 4 Condition on arrival at bivouac site
  - (a) formation (closed up etc., straggling) *Good. No stragglers*
  - (b) condition of individual men
    - (i) fresh - fit for much more *20%*
    - (ii) fit, but had about enough *76%*
    - (iii) exhausted *4%*
  - (c) condition of bodies
    - (i) feet *20% with blisters*
    - (ii) rubbing by eqpt *2 Cases abrasion on shoulders*
    - (iii) sunburn and chafing *NIL.*
    - (iv) cuts and wounds *NIL.*
  
- 5 Action at bivouac site
  - (a) organisation of bivouac *Sheltered in shed from heavy rain.*
  - (i) security *Good.*
  - (ii) sanitation *Fair.*
  - (iii) meals *Very fair.*
  - (iv) routine *Good.*
  - (v) individual resourcefulness *Good.*
  - (vi) general air of efficiency *Good.*
  
- 6 Control and Leadership
  - (a) Control
  - (i) by offrs
  - (ii) by NCOs
  - (b) leadership
  - (c) discipline

*Control throughout the day was a great improvement on previous day. Reasons:*

  - ① Unfit personnel were weeded out. Result no stragglers.
  - ② Men beginning to realise what was required of them
  - ③ NCOs had more knowledge of their responsibilities
  - ④ Owing to casualties Pks. were reorganised.

Remarks-Note (X): -attach on separate sheet if necessary

SIGNATURE AND RANK



## REPORT OF TESTING OFFICER

Sub Unit

Coy

Bn

## DAY THREE

Ser No	Subject	Points to be noted	Remarks - Note (X)
1	<u>Commencement of movement</u>	(a) organisation for movement (b) promptness in moving off	<i>Good</i> <i>1/2 hr. late.</i>
2	<u>Movement</u>	(a) Morale (b) formations - suitability (c) distribution of loads (d) organisation of halts (e) meals	<i>Very good.</i> <i>Very fair.</i> <i>Good.</i> <i>Good</i> <i>Good.</i>
3.	<u>Condition on arrival at bivouac site</u>	(a) Formation (Closed up etc. straggling) (b) condition of individual men (i) Fresh - fit for much more (ii) fit, but had about enough (iii) exhausted (c) condition of bodies (i) feet (ii) rubbing by eqpt (iii) sunburn and chafing (iv) cuts and wounds	<i>Good.</i>  <i>10%</i> <i>70%</i> <i>20%</i>  <i>25% blistered</i> <i>Majority shoulders tender.</i> <i>Chafing 2.</i> <i>Nix.</i>
4	<u>Control and Leadership</u>	(a) Control (i) by offrs (ii) NCOs (b) Leadership (c) discipline	<i>Considering shortage of officers &amp; the number of inexperienced N.C.Os. Consider Control &amp; Leadership quite good.</i>
5	<u>General Inspection of personnel and eqpt</u>	(a) whether organisation intact (b) condition of arms, eqpt, clothing, boots (c) casualties (personnel), losses of eqpt (d) morale	<i>Good. Particularly L.M.G.s &amp; S.M.G.s. 2 Rifles only Not. 100%</i> <i>Very good.</i>

NOTE. 5 (c). Casualties 1st day. 80 R. 2nd day 100 R. 90 R. 3 R.O. Nix. But a number exhausted on completion of exercise.

Remarks-Note (X): attach on separate sheet if necessary

SIGNATURE AND RANK



SUMMARY OF TEST

Sub Unit		Coy	Bn				Remarks
Ser No.	Subject	Very Good	Good	Satisfactory	NOT satisfactory		
1	Physical Fitness	When it is considered the personnel who took part in the exercise (they included pioneers, bandmen, Cooks & N.T. drivers) their physical fitness was satisfactory. However a great deal of uninterrupted training is required <del>before</del> to mould them into a fit fighting force.					
2	Control and Leadership	It was noticeable throughout the exercise a big improvement. The main difficulties were shortage of officers, and a number of N.C.Os not having had previous infantry experience.					
3	Care of Eqpt	Very good. Although weather <del>was</del> made it difficult. weapons were at all time in very good condition.					
4	General Efficiency	obviously that majority of N.C.Os require training in the field.					
5	Morale	Very good. Extremely high throughout exercise.					

General rating of coy - Very good  
 - good  
 - satisfactory  
 - NOT satisfactory

SIGNATURE AND RANK



## INDIVIDUAL TRAINING, PHASE 'A'

9-18 Jan 43.

DAY	TIME	SUBJECT	REFERENCES	LOCATION/REMARKS
1	0830-0910	Rifle Mech-Trigger Pressing	S.A.T. Pam 3 Less	1/2, 4/5
	0915-1000	Rifle loading & unloading	" " 3 Less	3
	1000-1040	Grenade. Desc & mech.	" " 13 "	1/2/3
	1045-1125	TSMG. Desc Loading & unloading	" " 21 "	1/2
		Holding & firing	" " 12 "	1
	1130-1215	Bayonet Tng. On guard, H. Port, controlled charge.	" " 12 "	1
	1215-1320	Lunch		
	1330-1410	L.M.G. Intro. Mag filling, loading,	" " 4 Less	
	1415-1455	unloading, sight setting, holding aiming & firing.	1/2 & 3/4.	
	1500-1540	Rifle, Aiming instruction.	" Pam 3 Less	6/7
	1545-1630	15 mins Quickening Exs. 30 mins P.T.		
2	0830-0910	Rifle, Aiming at ground, aiming off	SIT Pam 3 Less	8/9
		for wind.		
	0915-0955	Bayonet, Point - two points	" " 12 "	2/3
	1000-1040	Fieldcraft: Cover from view	" " 12 "	2/3
		" " fire	L.P.P. 33 Sec	8/9
	1045-1125	L.M.G., Stripping, cleaning mech.	S.A.T. 4 Less	5/6
	1130-1245	Grenade-firing inst.	" Pam 13 "	4/5 Grenade will be fired horizontally.
	1330-1410	TSMG Stripping/cleaning	" " 21 Less	3
	1415-1455	Fieldcraft. Ground for fire posn.	L.P.P. 33, Less	10
	1500-1540	Application of Fire, Military Vocab.	SIT Pam 2 Less	1
	1545-1630	Q.Es & P.T. as per day 1		
3	0830-0910	Rifle elevation, Aiming Up or down.	SIT Pam 3 Less	10/11
	0915-0955	L.M.G., Stripping cleaning mech, Body group & tripod	" " 4 "	7
	1000-1040	Grenade, Firing Instn.	" " 13 "	6/7
	1045-1125	TSMG, Desc Gun & components	" " 21 Appx	A
	1130-1215	Application of fire, locating service targets, study of ground.	" " 2 Less	3/4
	1215-1320	Lunch		
	1330-1410	Bayonet. Tng Sticks.	" " 12 "	4
	1415-1455	L.M.G. Care cleaning, mech.	" " 4 "	8/9/10
	1500-1540	Rifle, Firing instn.	" " 3 "	12/13/14
	1545-1630	Q. Exs. P.T.		
4	0830-0910	Grenade, Standing Posn.	SIT Pam 13 Less	8
	0915-0955	Rifle, Kneeling, standing & sitting posns.	" " 3 Less	15/16
	1000-1040	L.M.G. Elementary Handling,	" " 4 "	11/12
	1045-1125	Applic. of fire, Recognition	" " 2 "	5/6
	1130-1215	L.M.G. P.A.	" " 4 "	13
	1215-1320	Lunch		
	1330-1410	Bayonet, Self Defence.	" " 12 "	5
	1415-1455	Rifle. Snapshooting.	" " 3 "	17/18
	1500-1540	TSMG, Revision		
	1545-1630	Q.E. & P.T.		
5	0830-0910	Rifle, Rapid Fire.	SIT Pam 3 Less	19
	0915-0955	Grenade Firing Position	" " 13 "	9
	1000-1040	Revision.	" " 13 "	1 to 9
	1045-1125	L.M.G. stoppages	" " 4 "	14
	1130-1215	Applicat. of fire F.C.C. Normal	" " 2 "	11/12/13
	1215-1320	Lunch		
	1330-1410	Rifle revision	" " 3 "	1 to 19
	1415-1455	L.M.G. revision	" " 4 "	15/16
	1500-1540	Applicat. of fire. F.C.C. Brief anticipation, Snap	" " 2 "	14
	1545-1630	Q.Exs. & P.T.		



DAY	TIME	SUBJECT	REFERENCES	LOCATION/REMARKS.
6	0830-1540 1545-1630	50% personnel min. & grenade range. 50% T.O.E.T's Rifle & Grenade O. Exs & F.T.		Rutherford Min. rang
7		REST DAY		
8	0830-1540 1545-1630	50% personnel Min. & Grenade Range 50% T.O.E.Ts Rifle & Grenade O. Exs & P.T.		
9	0830-0910 0915-0955 1000-1040 1045-1125 1130-1215 1215-1320 1330-1630	L.M.G. Tripod & A.A. Applicat. of fire-judging distance. " " " Range cards Fieldcraft, Observation Tng " Messages & reports Lunch Bayonet Assault course.	SIT Pam 4, Less 17/18/19/20 " " 2, " 7/8/9 " " 2, " 10. M.T.P. 33, Sec 12 " 33, " 18	
10	0830-0955 1000-1040 1045-1215 1215-1320 1330-1630	L.M.G. Advanced Handling " T.O.E.G. Fieldcraft Individual Stalk. Lunch Admn/	S.I.T. Pam 4 Less 21/22/23	
11-18		LEAVE.		
19/20/21/ 22/23		Sec. Tng embodying principles of Jungle fighting.	Phase B (Detailed syllabus to be filed)	Bolton Point.
<u>NIGHT.</u>				
1	2000-2200	Keeping Direction	I.T.P. 33 Sec 15	
2	" "	Crossing Obstacles	" 35 " 15 Para 5	
3	" "	Keeping touch & Intercam.	" 33 " 15 " 6/7	

CAPT.  
(W.F. HISEMAN) Majt  
20 AUST INF BN.



1/1/43  
OFFERS & ORs' SCHOOL SYLLABUS



File in Training Syllabus

20 AUST. INF. BN. UNIT CADRE.

GENERAL WING.

DAY	PERIOD	SUBJECT	REMARKS
1	0900-1000 1000-1230 1400-1500	Orgn. of an Inf. Bn. Fd. Engrg. (Sandbagging and Demolitions) Camouflage.	Lecture and G.D. Lecture and practical. Lecture.
2	0900-1130 1130-1230 1400-1500	Camouflage A/C Recognition A/C Co-operation	Practical. Lecture. Lecture.
3	0900-1000 1000-1230 1400-1500	Air Defence Supply in the Field. Medical Services	SAT VOL.1 Pam.6,6A.MTP 50 Lecture and G.D. Lecture and G.D.
4	0900-1230 1400-1500	Preparation of Tactical Exercises Field Works	Lecture and practical. Lecture.
5	0900-1230 1400-1500	T.E.W.T. Booby Traps	Students exercise. Practical.
6	0900-1100 1100-1230 1400-1500	Construction & Demolition of linefields First Aid & Hygiene. Sports and P.T.	Practical.
7	0900-1000 1000-1100 1100-1230 1400-1500	Arty. Orgn. Carrier Characteristics Tactical use of carriers Tank Hunting	Demo. Practical. Practical.
8	0900-1230 1400-1500	Intercomm. in Unit Abbreviations	Demo. & practice. G.D.
9	0900-1230 1400-1500	Road Blocks and Cratering F.S.P.B.	Practical. G.D.
<b>Night</b>			
1	1930-2100	Abbreviations	P.S.
2	1930-2100	Military Law.	Lecture.
<b>WEAPON TRAINING.</b>			
1	0900-1000 1000-1100 1100-1230 1400-1500	Principles of Instruction Rifle Aiming Instns. Bren Rifle Firing Instns.	Demo. Pam.3 Less. 6-12 Pam.4 Less. 2-4 Pam.3 Less.13-22
2	0900-1000 1000-1100 1100-1230 1400-1500	M.I. Rifle Firing Instns. Bren handling Gas Respirator, cape Bren L. stoppages	Pam.3 Less 13-22 Pam.4 Less.11-12 P.G Pam.2 Sec.5 P.G Pam.1 Pam.4 Less.13-14
3	0900-1230 1400-1500	A/Tk Gun (Disc & characteristics, Drill, Coming into action on platform and emergency). Bren Mechanism, Care and Cleaning	Pam.4 Less.8-10.
4	0900-1230 1400-1500	25 Br. Characteristics & handling A/Tk Rifle	Pam. 5 Less.1-5.
5	0900-1030 1030-1130 1130-1230 1400-1500	TSIG & Owen Loading-Holding, tiring, firing M.I. Bren M.I. Respirator & Cape. Gas Decontamination.	Pam.21 Less.1-2
6	0900-1230 1400-1700	L.L.G. Sports, P. & RT.	Pam.7 Pt.1 Less.1-3, Sec.4
7	0900-1230 1400-1500	A/Tk Gun (Loading, tiring, firing, mechanism, recoil, breechblock traversing, elevating, and firing recapit. Chemical Warfare.	
8	0900-1230 1400-1500	Lortat TSIG and Owen care and cleaning	Pam.9 Less. 1-15 Pam.21 less. 3
9	0900-1100 1100-1230 1400-1500	L.L.G. Lortat Gas Use of gas in field.	Pam.7 Pt.2 Sec.11 Less. 16 to 23.
<b>Night</b>			
1	1930-2100	Theory of small arms fire.	
2	1930-2100	Japanese Weapons	Lecture.



TRAINING SYLLABUS - BIVOUAC ADALSTOWN.

OBJECT.

- (i) Permit the major portion of 20 Aust Inf Bn to undergo.
  - (a) An intensive course of individual Weapon Training.
  - (b) Recce by March Route of GREATER NEWCASTLE Area in order to familiarise troops with area and fit them for operational eventualities.
  - (c) Hardening Exercise, in timbered mountainous country.
  - (d) Practice jungle formation in suitable terrain.
  - (e) Night training in built up area.
  - (f) Swimming. Improve unit standard practice swimming in equipment.

-----



D.Y.	SIRIAL.	TIME.	SUBJECT.	REFERENCE.	LOCATION.
1 Feb. 7.	1	0600-1400	Move to ADAMSTOWN establish Bivouac Adm.		Biv. Area. Ref. NEWCASTLE. 753273.
	2	1400-1630	Weapon Training, Quickening Exercise (Rifle)	S.A.T. Vol. 1 Pam. 3.	
	3.	1900-2100	Swimming Parade, MEREWETHER BATHS.	Lessons 13-22	
2 Feb. 8.	4	0830-1630	ADAMSTOWN Range. Zeroing, Classification, Weapon Training	S.A.T. Vol. Pam 3 Revision Lessons 13-22	ADAMSTOWN Range.
	5	1800-2359	Leave Night.		
3 Feb. 9.	6	0830-1630 1900-2200	ADAMSTOWN Range. Unit Rifle Competition, Weapon Training. Directional March, Built up Area.	As overlay. Revision Pam. 3 13-22	CITY NEWCASTLE Area.
4 Feb. 10.	7	0830-1630	ADAMSTOWN Range. Classification, Unit Competition.		ADAMSTOWN Range.
	8	1900-2100	Swimming Parade. Pl Demo, Swimming In Eqt.		MEREWETHER. Paths.
5 Feb. 11.	9	0830-1630	Recce by Route March. Area Nth of ADAMSTOWN as per overlay.	As Overlay.	South of ADAMSTOWN.
	10	1900-2200	Directional March. Built up Area.		
6 Feb. 12	11	0830-1630	M.T. Move to CARLISLE PT. return Recce by Route March as overlay.	As overlay.	
7 Feb. -13	12		REST DAY.		
8-9-10 Feb. 14-15-16	13	0600-D8 to 1200-D10	Movement Mountainous Country Practicing Jungle Formation Route as per overlay.	Jungle Formations as per Div. Demo.	LYALL RANGE SUGARLOAF RANGE.
	14	1800	Break Bivouac - Return to RUTHERFORD.		



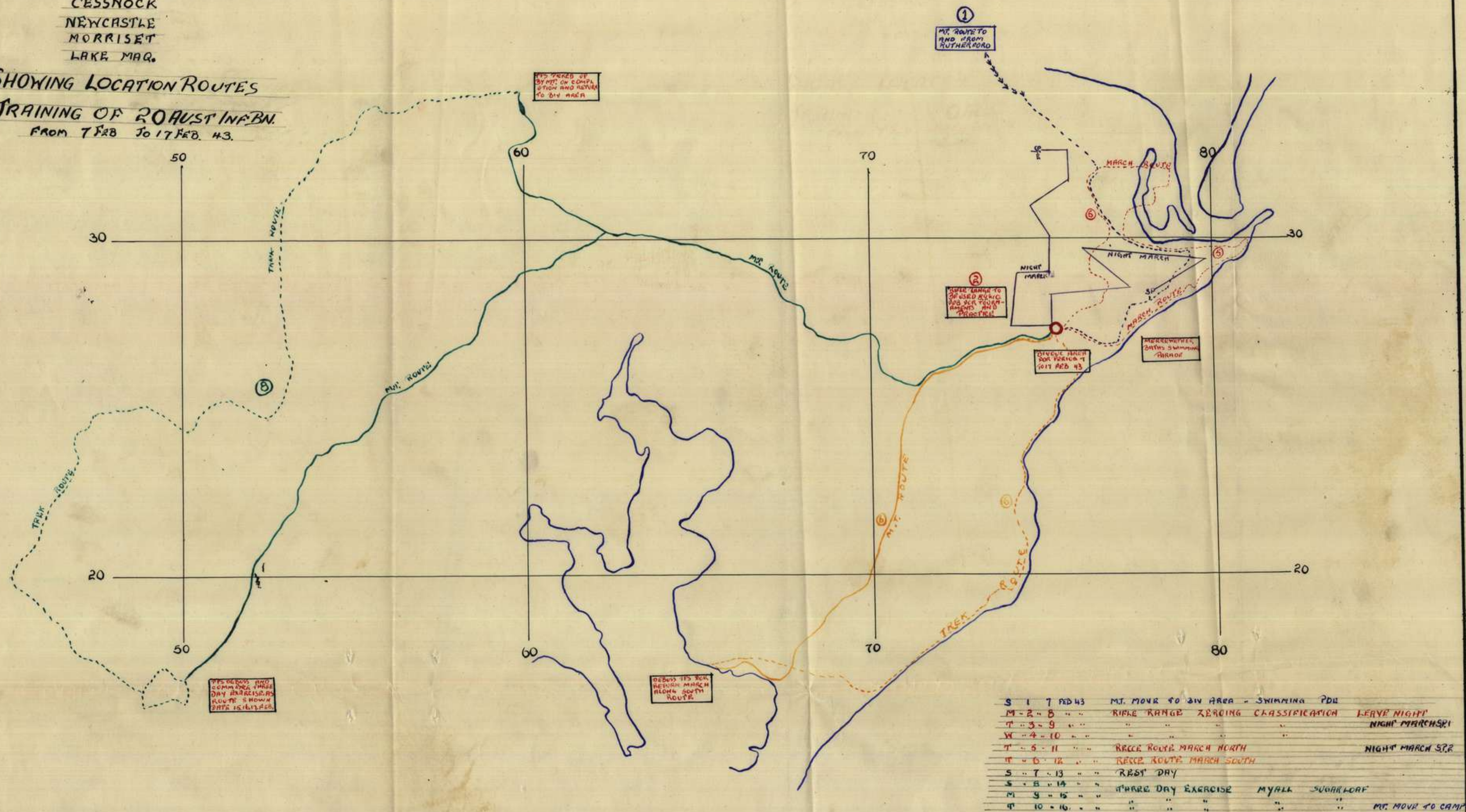
## OVERLAY TO M.S. SHEETS

CESSNOCK  
NEWCASTLE  
MORRISET  
LAKE MAQ.

## SHOWING LOCATION ROUTES

## TRAINING OF ROAST INF BN.

FROM 7 FEB To 17 FEB. 43.





7-16/2/43

# BIVOUC & TRAINING



9 Feb 1943.

NIGHT MARCH NEWCASTLE AREA. COURSE NO. 1.

Synd. \_\_\_\_\_  
\_\_\_\_\_  
\_\_\_\_\_

1. Move N.W. from BROOKS ST to HUNTER Street. (Shortest Route BULL ST, UNION ST)  
What building did you strike on the NORTH side of HUNTER ST on this course?  
(NW from BROOKS ST).  
\_\_\_\_\_
2. From this point in HUNTER ST. move due WEST to Cnr of WARATAH ST and  
STEWART AVE. (Route Union, GIBSON, PARRY ST)  
If you could have gone straight there what distance would you have covered?  
\_\_\_\_\_
3. Move S.W. along STEWART Ave for 1000 yds.  
\_\_\_\_\_
4. Turn right into TURNBULL St. What are the Compass bearings of both legs  
of this street?  
\_\_\_\_\_
5. On reaching BEAUMONT St what Report Centre were you close to? \_\_\_\_\_  
How far away is it? \_\_\_\_\_
6. Move South from this point to Cnr of MARY and MORGAN St. What prominent  
artificial Map feature do you strike? \_\_\_\_\_
7. Move in a Westerly direction along it to the end and thence to Riv Area.  
\_\_\_\_\_
8. Synd. Leader with entire Synd to report to 'I' Office.  
\_\_\_\_\_



9 FEB 43.

**NIGHT MARCH NEWCASTLE AREA COURSE NO. 2**

**END**

1. Move SE to Cnr of UNION St and PARKWAY Ave.  
What was your SP?. Give Map Ref \_\_\_\_\_  
What is this ref in Comp. Coy Role \_\_\_\_\_  
(Route Gordon Ave, Dumares St, Parkway Ave)
2. Move due WEST to Cnr STANLEY St & NATIONAL PARK St. (Route Union St, Kenrick St)  
In a straight line how far would you have come to this point? \_\_\_\_\_
3. Move in Southerly direction down NATIONAL PARK St to MACQUARIES St. What  
are Compass Bearings for the two leg s of the part of the march? \_\_\_\_\_
4. Move Due SOUTH to Cnr of HALL & RIDGE St. What prominent artificial map  
feature did you cross?
5. Move DUE S.W. to SENIC HIGH WAY. At what ref did you strike SENIC HIGHWAY? \_\_\_\_\_  
\_\_\_\_\_
6. Move WEST along SENIC HIGH WAY to BIV Area.  
What distance have you come from where you hit road. ?
7. Synd leader with entire Synd to report to 'I' Office.



9 FEB 43.

NIGHT MARCH NEWCASTLE AREA. COURSE NO. 3.

SYND

---

---

---

1. Move DUE SOUTH to Cnr of STEEL St and DUMARESQ St (route SANDON St)  
What report centre is the Cnr near? \_\_\_\_\_  
How far is R.C. away \_\_\_\_\_
  2. Move in WESTERLY DIRECTION for 600 yds.  
What Rd Cnr do you reach? \_\_\_\_\_
  3. Move in S.Westerly direction to ADAMSTOWN Station. Give names of streets moved along? \_\_\_\_\_
  4. Turn right and move NW over two Rly Lines.
  5. On crossing Second Rly line move SW along it till you come opposite FLETCHER St.
  6. Cross Rly line and move in easterly direction to end of FLETCHER St.
  7. Move back to B iv Area and detail route taken from END of FLETCHER St.
  8. Synd leader with entire synd to report to 'I' Office.
-



Questions to be answered by all Drivers.

1. When all troops are debussed Transport will R.V. at NORTH WESTERN Corner of NEWCASTLE Racecourse.

What is the Map Ref. for this point? .....754297.....

2. Truck No.1 will lead convoy to MAYFIELD Church Ref. 755335 route via Rly. crossing at HAMILTON thence MAIN ROAD.

What is speedo mileage from S.P. to Church? 125.23 to 125.24..

3. Truck No.2 will lead convoy from Church at MAYFIELD to LAMBTON school Ref. 721316 move through WARATAH and overhead bridge.

What route did you take? ...754333 --- 749321 -  
...750326 --- 737326 --- 730318 --- 725319

4. Truck No.3 will lead convoy from LAMBTON school to Ref. 735281.

Where did you cross Rly. line? .....738289..... 12530

What is speedo mileage from LAMBTON school to this Ref. (735281)?.....12533

5. Truck No. 4 will lead convoy to garage at COOKS HILL ref. 782293.

State direction of (N, NE, S, SE, etc) of streets throughout route to this point (782293)?

.....N.E - E - N.E.....

6. Truck No.5 will lead convoy from garage to concentration area thence to BROADMEADOW aerodrome via WARATAH.

Give ref. for point where convoy stops at AERODROME.....741303.....

7. From this point Truck No.6 will lead convoy to Biv. Area by shortest route.

What route did you take back to Biv. Area?.....762285.....

.....from South to Biv. Area.....

ALL DRIVERS TO FILL ANSWERS IN, SIGN AND

RETURN TO 'I' OFFICE ON RETURN TO BIV. AREA.

-----  
Bagnall J.W.

12533



17-28/2/43

TRAINING



OUTLINE TRG PROGRAMME 17/21 FEB 43.

10.

Wed 17 Feb 43.

Maintenance of Stores & weapons.  
Individual Trg (Weapons & smartening)  
Carrier trg. for Offrs.  
MV. maintenance (Carriers).  
Camp duties.

Thurs. 18 Feb.

Individual trg. Weapons etc.  
Carrier trg for Offrs.  
Gas. Trg. (Chamber booked & CAP available for completion  
of all pers. NOT previously tested C.A.P.)  
M.V. maintenance.  
Camp duties.

Fri. 19 Feb.

REST DAY

Sat. 20 Feb

Indiv. trg. Weapons etc.  
Carrier trg for offrs.  
Gas trg. (Chamber)  
M.V. maintenance.  
Camp duties.  
Preparation for Range practices.

Sund 21 Feb.

Animbah range.  
Carrier trg for offrs.  
Camp duties.

-----

Band duty for 10 days & Prov. picquet.

Chiropody school 18 Fd Amb. 4 Students.

Unit to supply camp tpt as required for 10 days.

-----



SUBJECT:-OUTLINE TRG PROGRAMME 20 AUST INF BN.

WEEK 22 - 28 FEB 43.

1. Projected training for week 22 to 28 Feb 43 as follows:-

22 Feb 43.	Range practices. Animbah range. Trg films A.E.S. Carrier Trg. (Offr) Chiropody School (4 students) M.V. maintenance. Camp duties.
23 Feb 43.	Range practices. Animbah range. Carrier trg. (Offr) Chiropody school (4 students) MV maintenance. Camp duties. Night swimming instruction.
24 Feb 43.	Range practices. Animbah range. Carrier trg (offrs) Chiropody School (4 students) MV maintenance Trg films A.E.S. Camp duties./
25 Feb 43.	Range practices. Animbah range. Carrier Trg. (Offrs) Chiropody School (4 students) MV maintenance. Camp Duties. Night swimming parade.
26 Feb 43	Sec trg. Ceremonial & smartening exercises. Carrier Trg (offrs) Chiropody School (4 students) Camp duties. Preparation for 10 day bivouac.
27 Feb 43.	Day 1 of 10 day bivouac. Trek. Section formations. Jungle training.
28 Feb 43.	Jungle trg. Patrols-ambush. -----

2. Three Offrs and 5 N.C.O's employed at 9 Fd Regt throughout this period as instructors in:-

1. Sec Trg.
2. Carrier Trg
3. Mortar "
4. A/A "
5. Pioneer "



TRG. CONFERENCE 28 BDE HQ. 15 FEB '43.

1. Outline Trg programme required at Bde Tuesday of each week forecasting Trg for the following week Monday to Sunday. This programme to be based on Bde forecast or policy as ~~is~~ intimated at the weekly Trg. conference.
2. Intended in future that unit alternate 10 days out of camp. The Unit remaining in camp will supply all duties etc. 20 Bn moves out on 27 Feb.
3. Unit will supply Instr. to Arty for 10 days. (see list below).
4. Gas chamber reserved for 18 & 20 Feb, C.A.P. is available from Lieut Wansley. Test all personnel not previously exercised with C.A.P.
5. Div A.E.S. sec trg. films for this Unit on afternoons of 22 & 24 Feb. 1400 hrs to 1630 hrs.
6. Probability of tps being allotted in near future under 19 years personnel. Highest standard of instructional proficiency to be attained NOW, in anticipation of tps. Preparation of syllabi etc.
7. Circulars at Bn HQ for distribution to ALL ranks re care of feet.
8. Unit sigs to be re-tested.
9. S. Bearers to be trained at Fd Amb each afternoon. Band practice each morning.
10. Blackout in town lifted; swimming pool lights may now be used at nights. Bde is arranging for use of baths by units. Allowed for in next weeks Trg programme.

-----  
REQUIRED FOR INSTRUCTIONAL PURPOSES. 17/26 Feb 43.

- 1 N.C.O. for 1 Hr per day Gas Trg Bde H.Q. (Sgt Baldwin).  
Report Lieut Wansley 0900 daily.

9 Fd Regt.

Lieut Rigby i/c Sec Trg.  
" Tuckerman " Carrier Trg.  
" Lindsay " Mortar "

Sgt Lewis & Cpl Gill (Carrier Trg)

Sgt Hamburger (Pioneers Trg)

Cpl Kearney (A/A Trg)

-----  
Stores Req:- 3" mortars  
M.M.Gs  
-----



23/2/43

COMPOSITE BN EXERCISE



# MESSAGE FORM

CALL  
AND  
INSTRUC-  
TIONS.

IN

OUT

No. of Groups  
GR.

Serial No.

OFFICE DATE STAMP

TO

A Composite Coy

(ABOVE THIS LINE IS FOR SIGNALS USE ONLY.)

FROM

28. Comp Bn

Originator's Number

652

Date

24

In Reply to Number

Ref

Special

Instructions

28

Comp

Bn

Exercise

25

Feb

Delete

Para

6

VTM

MIH

to be at discretion of sub-

unit

unit

command

subject to

of each observer

of motor traffic regulations

All informed

THIS MESSAGE MAY BE SENT AS WRITTEN  
BY ANY MEANS:

IF LIABLE TO BE INTERCEPTED OR FALL  
INTO ENEMY HANDS, THIS MESSAGE MUST  
BE SENT IN CYPHER

ORIGINATOR'S INSTRUCTIONS  
DEGREE OF PRIORITY

TIME OF ORIGIN

1540

SIGNED

SIGNED

(BELOW THIS LINE IS FOR SIGNALS USE ONLY.)

SYSTEM IN	TIME IN	READER	SENDER	SYSTEM OUT	TIME OUT	READER	SENDER	SYSTEM OUT	TIME OUT	READER	SENDER
P	1607										

T.H.I.

1545

T.O.R.

1612



## SPECIAL INSTRUCTIONS

COPY NO. ....

## 28 COMP IN IN GP EXERCISE

25 Feb 43 Issued with one Appx.

85

REF: Maps NEWCASTLE - LAKE MACQUARIE 1 ins to 1 ml.

CHECKING PT.

1. (a) Checking Pt. for this exercise will be Rd Junc. 727365 vic SAILGATE.
- (b) Checking Pt. offr. as detailed by 28 Aust Inf Lde.

ROUTES

2. (a) Route to checking pt and Concentration Area via NEW ENGLAND H'WAY.
- (b) Routes from Concentration Area as ordered.
- (c) Road under r. 769273 is out of bounds to all vehs - only 8'6" clearance.

CONCENTRATION AREA

- (a) Location - Bc. 7354 vic AN ATTOIRS.
- (b) Sub Units will be met by guides on approach to Concentration Area and guided to Sub-unit Areas, except 9 Comp Ed Lty which will move from checking Pt direct to Lty posn.
- (c) Sub-unit Coms. will report to INHQ immediately on arrival for deployment orders.

RECCO

Recco of vital installations and likely landing places as shown on attached appx. and Routes to such areas will be carried out by as many pers. as possible.

TRAFFIC CONTROL

- (a) Sub-units will be responsible for own move to checking pt.
- (b) D.A.P.M will assist in control of traffic from Checking Pt. and during deployment.

6. V. T. M M. I. H throughout exercise will be

V. T. M	100
M. I. H	12

DEPOS - EQUIP. - STORES - AMM.

As per recent test exercise of 28 Comp in Gp.

MEALS

Midday meal to be carried on man

MEDICAL

All real casualties will be evacuated to Concentration Area.

INTERCOMM.

- (a) Report centres as laid down in previous Lde O. I will NOT be used for this exercise.
- (b) Intercomm. will be by R/T, W/T, D/R and/or P. M. G.
- (c) Wireless Sets will be allotted as follows:- 1 each to A, P, C Coys 1 to C. O, 2 to INHQ. 1 for rear link.
- (d) Code names will be used throughout exercise.
- (e) Alarm by arrangement will be originated by 28 Aust Inf Lde HQ.



11. UMPIRES

- (a) 34 Aust Inf Bn will supply one Umpire each to A, B and C Coys.
- (b) Remaining sub-units will supply own umpires on basis of one to each sub-unit.
- (c) Instructions and Questionnaire to Umpires will be issued at Concentration Area.

*Have an umpire to travel?*  
is

12. CONFERENCE

A Conference will be held at Concentration Area on completion of exercise, all sub-unit comds. and umpires will attend.

13. DAMAGE TO CIVIL PROPERTY

Any damage to civil property will be reported in writing to Adj. 28 Comp Bn as soon as possible.

Method of issue D/R

Time of Signature hrs.

<u>DISTRIBUTION</u>	<u>COPY NO.</u>
A Comp Coy	1
I Comp Coy	2
C Comp Coy	3
S Comp Fd Lty	4
43 Comp A/Tk Tp	5
18 Comp Lt. Sec	6
25 Comp Fd Sec	7
K Sec Sigs	8
I. O	9
191 L. A. D	10
C. O	11
26 Pdc	12 - 13
do L. O 1	14
do L. O 2	15
do L. O 3	16
D. L. P. H S L of C	17
3 L. of C	18
19 Aust Inf Bn	19
War Diary 34 Aust Inf Bn	20 - 21
File 34 Aust Inf Bn	22 - 23

*W. H. H. H.* Capt. X  
Adj. 28 Comp Bn.



A. Coy. Comd

Received message (time of origin 1035) that enemy (250) landed Sanitary Beach splashing forces half heading Pacific Highway half to Adamstown. He had to secure Rd Junc 734268  
Coy. Comd's Orders clear & decisive. 758272

Ordered a Pl. to each rd Junc & 1 Pl in Reserve with Coy HQ. at 755274. He gave definite route which was the best possible. Left concentration area 1045.

V. T. M. 100. B. P. H. 10-35.

No D.R. to direct at Adamstown Turnoff. Result

Small delay & muddle.

Coy in Position 1125.

Time from receiving message to get into position about 45 mins. Communications were being laid in area (line)

Pls. had very large areas.

One section & Bren position useless.

A/T Rifle used to advantage.

Few men not in whole picture

Nothing done to actually locate enemy

Good dispersment & camouflage of vehicles.



# AUSTRALIAN MILITARY FORCES

A.A.F. F.14  
(Reprinted Mar. 1942)

## PACKING NOTE

Packing Note

235692

Package { Description  
No. *Lt. Reddew*

Group \_\_\_\_\_/\_\_\_\_\_

Unit \_\_\_\_\_

Requisition No. { A.A.O.D.  
Unit \_\_\_\_\_

Issued from  
Ordnance Depot at *Gw. Stone*

Date *6.1.1943* Date \_\_\_\_\_

Description of Stores	Quantity	Description of Stores	Quantity
<i>Tops. Compass</i>	<i>18212</i>		<i>1</i>
<i>Touches Compass</i>	<i>Leather</i>		<i>1</i>
<i>Binoculars 80031</i>			<i>1</i>
<i>Touches. Bino.</i>	<i>Leather</i>		<i>1</i>
<i>Brushes Breech Thompson</i>			<i>1</i>

NOTE.—When notifying Chief Ordnance Officer of any discrepancy between contents of Package and Packing Note ALWAYS QUOTE PACKING NOTE NO. AND DATE SHOWN HEREON

Packer

Witness  
to Packing

LAMSON PARAGON LTD.



Many of Conway to CON. <sup>1/2</sup> mile ARB

Double Banking of a 7 mile  
at HEATH CROSSING

Between REXBORN & GRADY & CO

irregular distance & height  
of any vehicles

13 Coy Role

any more by  
right or leave

THE FINE IS \$100.00  
PAID BY THE FINEE  
ON 10/10/1911  
IN CASH

(YJMOXU SLANDUJX FRO SI JNLT SHIT WOJZG)

СНА "ПРОКЛ" СЕЛЮ ВАН БОЛНИЦНО  
"СМОУЛОНИ" ТРЕСНИ  
ИЗМЕНЕ "ИЗМЕНЕ"

ЗАУДАВНО

[illegible]

THE HOUSE OF COMMONS  
OF GREAT BRITAIN  
IN PARLIAMENT ASSEMBLED  
THAT THE PETITION OF THE  
MEMBERS OF THE HOUSE OF COMMONS  
IN PARLIAMENT ASSEMBLED  
DO PASSETH

[illegible]

2  
STRENGTH & STAMINING  
KALINING IN KENDRO

1

THE STATE OF OHIO

4

MOORE

OT

10125  
112126  
112127  
112128

TWO

Σ

Reprinted March 1943 -- N.Y. 50th 5494.  
(Lays of 100)  
Vanya Lays C 5138

MRQ. EAGLEM

OFFICE D'LE SLAVE

ON 161132

equotio.oM

১৯২

redmiſe 'toteſtament

изъясняю

ПОДПИСАНИЕ И ПЕЧАТ ЗАКОНДА



1/ Ensure correct receipt  
of messages.

2/ Re Comd. be moving  
on detached last ensure  
~~that~~ of correct destination

3 Knowledge of streets  
Beaches.  
Area of area

4 Method of Intercomm  
mainly today by DR and  
messengers. (Verbal.)

5 Correctness & standing  
in of Pde status

6 No detailed reports in  
to B. HQ for info  
necessary to carry out  
ops



1. Pts did not know  
what other pl tasks  
of Coy were.

8



QUESTIONNAIRE

28 COMPOSITE BN. GP. EXERCISE 25 FEB. '43

SUB UNIT.....

UMPIRE.....

Serial No.	QUESTION	REMARKS.
1.	Were orders given clearly and quickly?	
2.	Was correct action taken on receipt of orders?	
3.	Were routes selected the most suitable for task allotted?	
4.	On arrival at objective were forces disposed correctly in relation to task?	
5.	Time of departure from concentration area?	
6.	Time arrived objective?	
7.	Time taken to deploy?	
8.	Were comms. maintained throughout exercise. Note causes of any delays i.e. Encoding .. decoding poor trg of Sigs. etc.	
9.	Were Tps. turned out in accordance with instns. issued for recent 28 Comp Bn Gp test exercise?	
10.	Was control maintained by comds throughout?	
		Signature.....

To be handed to Adj. 28 Comp Bn at conference at Concentration Area on conclusion of exercise.



BIVOUAC & TRAINING

27/2/43 To  
10/3/43



20 AUST INF BN.

OUTLINE SYLLABUS.

- SUBJECT:-**
1. To permit the Unit personnel to undergo an intensive course of weapon and individual training.
  2. To accustom the troops to movement under ball ammunition.
  3. To advance the standard of the tactical use of weapons.
  4. To exercise Pl. Comds., Pl Sgts., and Sec. Leaders in fire control.
  5. To improve the standard of map and compass reading.

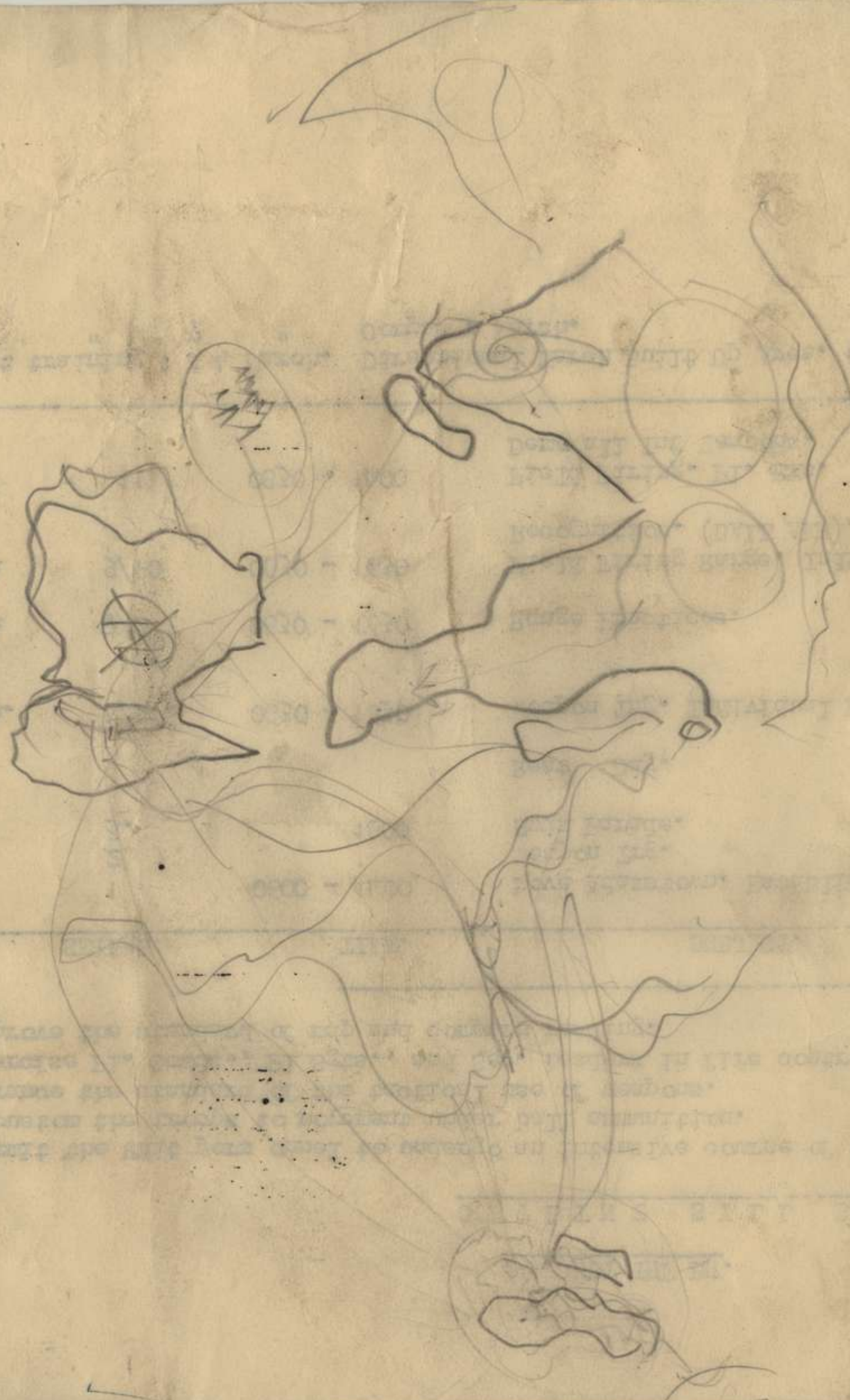
BIV. HEREFTER 27 FEB 43.

AY.	DATE.	SERIAL.	TIME.	SUBJECT.	REFERENCE.	LOCATION.
1	27 Feb. 43	1	0600 - 1400	Leave Adamstown. Establish Biv.		
		2		Weapon Trg.	Vol 1 Pam 4 Bren	ADAMSTOWN.
		3.	1800	Swim Parade.	Vol 1 " 21	NEWCASTLE. 753273
2.	28 Feb 43			Rest Day.		
3.4.5.	1/2/3 March.	4/5/6	0830 - 1630	Weapon Trg. Individual Bioldcraft.	Vol 1 Pam 4 ) Inf Minor " 1 " 21) Tactics.	" "
6.7.	4/5 March	7/8	0830 - 1630	Range Practices.	Vol 1 Pam 14	ADAMSTOWN RIFLE RANGE.
8.9.	6.7. March	9/10	0830 - 1630	Field Firing Range. Indication & Recognition. (BALL ALN).	Vol 1 Pam 2.	GATEHEAD
10	8 March	11	0830 - 1400	Field Firing. Pl. Exs. Demo all Inf Weapons.		GATEHEAD.

**NOTES:-** (1) Night training 1 & 4 March. Directional March Built Up Area. ( As per Overlay).  
 " " 7 " Compas s March.

*C. Wiseman* Capt.  
 (T.F. WISEMAN) Adjt  
20 Aust Inf Bn.





Smith	—	2/-
Glance	—	2/-
Cook	—	2/-

1.0

6/-

4

Sub-city



DETAILED SYLLABUS

<u>DAY</u>	<u>DATE</u>	<u>SERIAL</u>	<u>TIME</u>	<u>SUBJECT</u>	<u>REF</u>	<u>LOCATION</u>
1	27/2/43	1	0600-1400	Move Bn Area		Newcastle
		2	1400-1500	L.M.G.	Pam 4	753273
			1500-1630	L.M.G.	Lesson 1-4 Pam 4 Less. 5&6 13 & 14	"
2	28/2/43	3	<u>R E S T D A Y</u>			
3	1/3/43		0830-0900	Inspection.		
		4	0900-0950	Grenade	Pam 13	"
			1000-1050	T.S.M.G.	less 1-3 Pam 21	"
			1100-1150	Bayonet Training	less 1 & 2	"
			1200-1230	Quickening Exercises	Pam 12 Less 1	"
			1230-1400	LUNCH.		
			1400-1450	Rifle Aiming at Grnd	Pam 3	
				aiming off for wind	Less 8 & 9	"
			1500-1550	Bayonet Point &	Pam 3	
				2 Point	Less 2 & 3	"
			1600-1700	Swim Pde.		
			1900	Directional March	As Overlay	"
4	2/3/43.	5	0830-0900	Inspection		"
			0900-0950	Grenade - Firing	Pam 13	
				Instructions	Less 4&5	
			1000-1050	T.S.M.G. Stripping	Pam 21	
				& Cleaning	Less 3	
			1200-1230	C.A.B. Discussion		
			1400-1450	Application Fire	Pam 2 Less 3&4	
			1500-1550	Application Fire	Pam 2	
				Indication &	Less 5 & 6	
				Recognition		
			1600-1700	Swim Pde.		
			1900	Directional March	As Overlay	
5.	3/3/43	6	<u>R E S T D A Y</u>			
6.&4/3/43		7	0830-1630	Range Practice		Adamstown
7 5/3/43		8		" "		Range
8 6/3/43		9	0830-1630	Indication & Recognition		Gatehead
9 7/3/43		10	0830-1630	Ball Amm		
10 8/3/43		11	0830-1630	Field Firing . Pl Dem		
				Inf Weapons, advanced		
				handling L.M.G.		
				Sec Formation		
				Fire Control Orders.		

Notes Night Training 1 & 4 Directional March Built up area  
as per Overlay

7 March Compass March.

*W.F. Wiseman*  
( W.F. WISEMAN ) ADJT.  
20 AUST INF BN



# OVERLAY TO NEWCASTLE & LAKE MACQ. M.S.1"

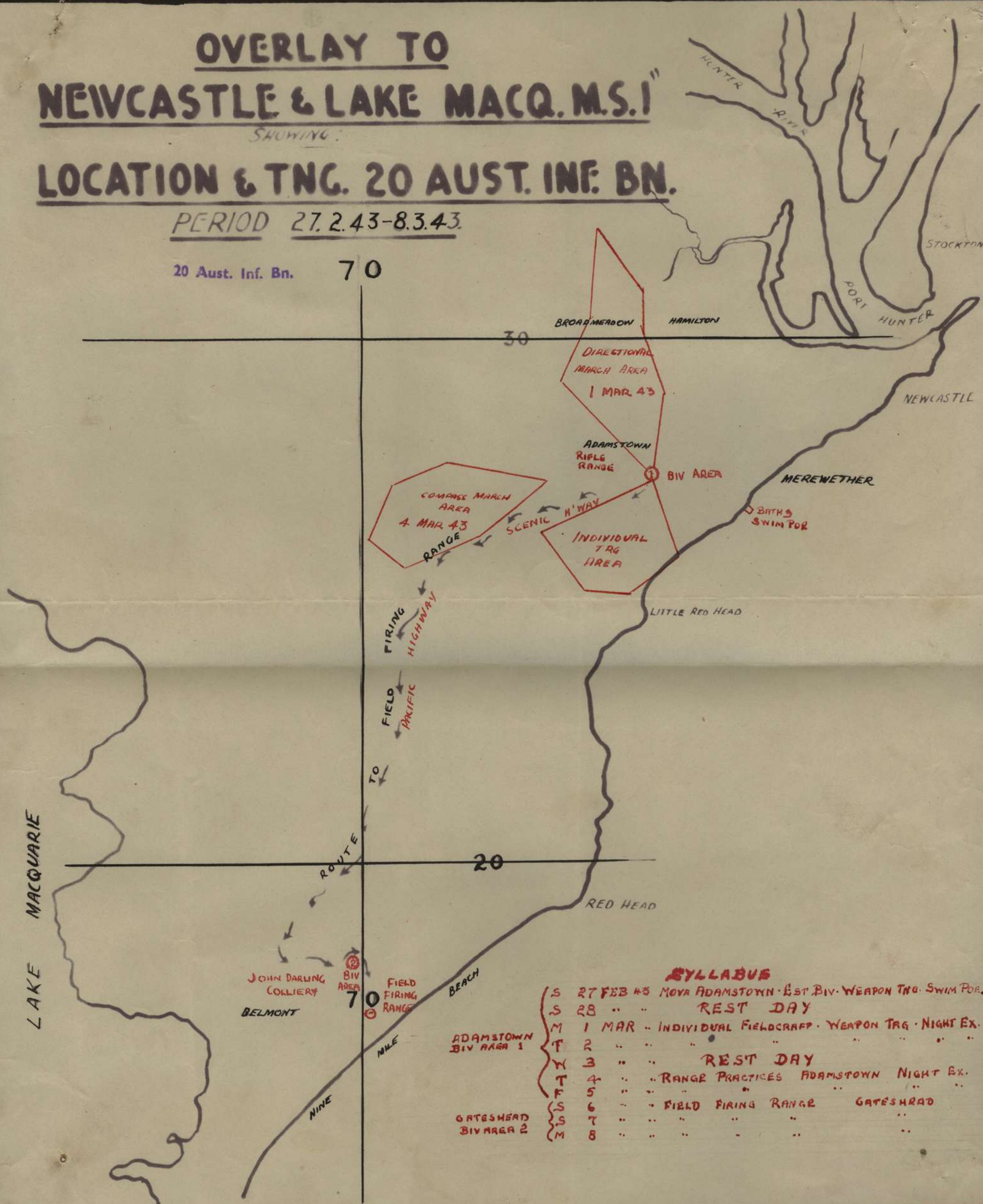
SHOWING:

## LOCATION & TNG. 20 AUST. INF. BN.

PERIOD 27.2.43-8.3.43

20 Aust. Inf. Bn.

70



### SYLLABUS

S	27 FEB 43	MOVA ADAMSTOWN - EST BIV - WEAPON TNG - SWIM POR.
S	28 "	REST DAY
M	1 MAR	INDIVIDUAL FIELD CRAFT - WEAPON TRG - NIGHT EX.
T	2 "	" " " " " "
W	3 "	REST DAY
T	4 "	RANGE PRACTICES ADAMSTOWN NIGHT EX.
F	5 "	" " " " " "
S	6 "	FIELD FIRING RANGE GATESHEAD
S	7 "	" " " " " "
M	8 "	" " " " " "

ADAMSTOWN  
BIV AREA 1

GATESHEAD  
BIV AREA 2



NIGHT COMPASS MARCH?

2/3/43.

ROUTE NO. 1. S.P. BRIDGE ref 718279.

LEG	BEARING.	OBJECTIVE	DISTANCE ON MAP.	REMARKS.
1	142 Deg	TRUE RD. JUNCTION.	200 yds.	
2	48 "	TRUE R'WAY CUTTING	1000 "	
3	110 "	M. SMALL NEWLY BUILT SHED	300 "	Do not cross creek at shed.
4	231 "	M. TIN SHED	300 "	Use correct method to cross creek.
5	216 "	M. BRIDGE	300 "	
6	291 "	T. RAILWAY CUTTING	450 "	
7.	217 "	T. RD. JUNCT.	600 "	AWAIT M.T.



FIELD FIRING DEMONSTRATION GATEHEAD, 8 MARCH 43.

PL IN ATTACK.

OBJECT.

To exercise the Pl in attack, bringing out the lessons of:-

1. Battle Procedure.
2. Fire and Movement.
3. Formations and use of cover.
4. Possession of ground dominating the defence is vital for the success of the attack.

-----

Troops taking part:-

No. 1 Pl A Comp Coy., 1 Det mortars.

NARRATIVE.

On the morning of the 7 March 43 a small Jap force landed in the BUSHMIRE vic of BLACKSMITH 674107. 23 Comp Bn have destroyed the main portion of the enemy force but remnants of the enemy have been isolated in the HILLS AREA 9 MILE BEACH.

On the morning of the 8 March 43 a few isolated enemy elements are still resisting in the HILLS AREA.

A Coy plus 1 Det of Mortars have been ordered to search the hills and destroy the enemy.

OPENING SITUATION.

No. 1 Pl is the vanguard and is moving Sth East via track Sq 7017.

On reaching 703174 the leading Sec. is checked by enemy fire from sec. post 200 yds to immediate front.

-----



FORECAST OF EVENTS.

SERIAL NO.	TIME.	SITUATION	ACTION OF REPRESENTATIVE UNIT.	REMARKS.
1	2 - 1	Vanguard advancing	Nil	
2	2	Fed Sec fired on.	Explosions fed of No 2 Sec.	Explosions will occur when sec reach open ground.
3	2 plus 1	P1 Comd issues orders	Nil	No 2 Sec engage enemy post.
4	2 plus 3	Mortar engages enemy posn.	Nil	
5	2 plus 5	Mortar lifts to far enemy post.	Nil	
6	2 plus 6	No. 1 Sec reaches high ground on right	Nil	Mortars still firing on far posn.
7	2 plus 6	No 3 Sec moves across line.	Nil	No 2 Sec continues to fire.
8	2 plus 7	No 1 Sec opens fire on first posn.	Nil	No 3 Sec continues advance.
9	2 plus 8	3 Sec in fire posn.	Nil	1 and 3 Sec still firing.
10	2 plus 9	Grenade thrown from 3 Sec in first posn.	Nil	1 and 3 secs firing on a 1 and 2 weapon pits.
11	2 plus 11	No 2 Secs advance under covering fire 1 & 3 secs.	Explosions as 2 Sec advance.	No 1 & 3 Secs cease fire as no 2 sec advances.
12	2 plus 12	No 3 & 1 Sec engage pit under hill	Nil	Cease fire as 2 Sec reaches safety angle.
13	2 plus 13	2 sec assault	Nil	Safety officers watch safety angl
& 14	2 plus 15	2 Sec assault 2nd pit.	Nil	Do.
15	2 plus 16	2 Sec engage 3 weapon pit. Rifle and Rifle Bomber.	Explosions.	1 and 3 Sec resume advance.
16	2 plus 17	3 Sec gain high ground open fire on rear post.	Nil	2 Sec continue to fire.



17.	2 plus 17	1 Sec moves to fwd posn engage rear post.	Nil	2 Sec continues to fire.
18	2 plus 19	1 and 3 Sec engage rear pit	Nil	
19.	2 plus 20	2 Sec assaults rear posn.	Explosions.	Watch safety angles.
20	2 plus 21	2 Sec opens fire on rear posn.	Explosions	
21	2 plus 22)	3 Sec move fwd on spur)	Nil)	2 Sec continue to fire.
22	2 plus 22)	1 Sec move fwd)	Nil)	
23	2 plus 25	1 Sec throws grenade		
24	2 plus 25	2 Sec assault under converging fire from 1 and 3 Sec	Explosions	Watch safety angles.
25	2 plus 28	2 Sec opens fire on retreating enemy.	Nil	
26	2 plus 28	3 Sec move fwd. Cover advance of 1 Sec	Nil	
27	2 plus 29	1 Sec assault posn.		Watch safety angles.
28	2 plus 31	3 Sec assault covered by 2 Sec		
29	2 plus 33	2 Sec move fwd to consolidate.		



20 AUST INT BN.

REF MAP LAKE MACQUARIE  
1" to 1 Mile.

FIELD FIRING DEMONSTRATION GATEHEAD. 8 MARCH 43.

PL IN ATTACK.

OBJECT.

To exercise the Pl in attack, bringing out the lessons of:-

1. Battle Procedure.
2. Fire and Movement.
3. Formations and use of cover.
4. Possession of ground dominating the defence is vital for the success of the attack.

-----

Troops taking part:-

No. 1 Pl A Comp Coy., 1 Det mortars.

NARRATIVE.

On the morning of the 7 March 43 a small Jap force landed in the ~~XXXXXXXXXX~~ vic of BLACKSMITH 674107. 28 Comp Bn have destroyed the main portion of the enemy force but remnants of the enemy have been isolated in the HILLS AREA 9 MILE BEACH.

On the morning of the 8 March 43 a few isolated enemy elements are still resisting in the HILLS AREA.

A Coy plus 1 Det of Mortars have been ordered to search the hills and destroy the enemy.

OPENING SITUATION.

No. 1 Pl is the vanguard and is moving Sth East via track Sq 7017.

On reaching 703174 the leading Sec. is checked by enemy fire from sec. post 200 yds to immediate front.

-----



FORECAST OF EVENTS.

SERIAL NO.	TIME.	SITUATION	ACTION OF REPRESENTATIVE ENEMY.	REMARKS.
1	Z - 1	Vanguard advancing	Nil	
2	Z	Fed Sec fired oh.	Explosions fed of No 2 Sec.	Explosions will occur when sec reach open ground.
3	Z plus 1	P1 Comd issues orders	Nil	No 2 Sec engage enemy post.
4	Z plus 3	Mortar engages enemy posn.	Nil	
5	Z plus 5	Mortar lifts to far enemy post.	Nil	
6	Z plus 6	No. 1 Sec reaches high ground on right	Nil	Mortars still firing on far posn.
7	Z plus 6	No 3 Sec moves across line.	Nil	No 2 Sec continues to fire.
8	Z plus 7	No 1 Sec opens fire on first posn.	Nil	No 3 Sec continues advance.
9	Z plus 8	3 Sec in fire posn.	Nil	1 and 3 Sec still firing.
10	Z plus 9	Grenade thrown from 3 Sec in first posn.	Nil	1 and 3 secs firing on a 1 and 2 weapon pits.
11	Z plus 11	No 2 Sec advance under covering fire 1 & 3 secs.	Explosions as 2 Sec advance.	Nos 1 & 3 Secs cease fire as no 2 sec advances.
12	Z plus 12	No 3 & 1 Sec engage pit under hill	Nil	Cease fire as 2 Sec reaches safety angle.
13	Z plus 13	2 sec assault	Nil	Safety officers watch safety angl
14	Z plus 15	2 Sec assault 2nd pit.	Nil	Do.
15	Z plus 16	2 Sec engage 3 weapon pit. Rifle and Rifle Bomber.	Explosions.	1 and 3 Sec resume advance.
16	Z plus 17	3 Sec gain high ground open fire on rear post.	Nil	2 Sec continue to fire.



17.	Z plus 17	1 Sec moves to fwd posn engage rear post.	Nil	2 Sec continues to fire.
18	Z plus 19	1 and 3 Sec engage rear pit	Nil	
19.	Z plus 20	2 Sec assaults rear posn.	Explosions.	Watch safety angles.
20	Z plus 21	2 Sec opens fire on rear posn.	Explosions	
21	Z plus 22)	3 Sec move fwd on spur)	Nil)	2 Sec continue to fire.
22	Z plus 22)	1 Sec move fwd )	Nil)	
23	Z plus 25	1 Sec throws grenade		
24	Z plus 25	2 Sec assault under converging fire from 1 and 3 Sec	Explosions	Watch safety angles.
25	Z plus 28	2 Sec opens fire on retreating enemy.	Nil	
26	Z plus 28	3 Sec move fwd. Cover advance of 1 Sec	Nil	
27	Z plus 29	1 Sec assault posn.		Watch safety angles.
28	Z plus 31	3 Sec assault covered by 2 Sec		
29	Z plus 33	2 Sec move fwd to consolidate.		



4 MARCH 1943.

Lessons for consideration in preparation of Pl and Coy Field Firing Attack schemes.

1. In most cases a frontal attack will be impossible therefore Comd. must search for a flank and that likely to be most successful.
  2. Inf. cannot be launched for attack over open country unless supported by fire or smoke.
  3. Once tps are committed to the attack the impetus of the attack must be maintained.
  4. Even against sturdy tps the relentless fwd movement is bound to achieve success.
  5. The most suitable formation for Inf. until they come to the actual assault posn. is Indian file "follow your leader". Thus will be avoided the spectacle of a number of personnel breaking over a skyline together when proper formations will permit Sec. Leaders to find protected lines of approach through woods or re-entrants as well as permitting of better Sec. and Pl. control.
  6. Inf. will only be launched to the attack when success is reasonably certain and as portion of the morale training of tps, this factor must be made abundantly clear to them.
  7. All tps must have confidence in their leaders and Staffs and be taught to realize that even should an attack appear "rather sticky" to commence with, that the plan of their Comd. has been carefully worked out and they would never have been launched to the attack unless having regard to their morale and training they were likely to succeed.
- N.B. No successful Comd. ever threw away the lives of his men.
8. Possession of ground dominating the defence is usually vital for the success of the attack.

Capt.  
(W.F. WISEMAN) Adjt.  
20 AUST INF BN.



4 MARCH 1943.

Lessons for consideration in preparation of Pl and Coy Field Firing Attack schemes.

1. In most cases a frontal attack will be impossible therefore Comd. must search for a flank and that likely to be most successful.
  2. Inf. cannot be launched for attack over open country unless supported by fire or smoke.
  3. Once tps are committed to the attack the impetus of the attack must be maintained.
  4. Even against sturdy tps the relentless fwd movement is bound to achieve success.
  5. The most suitable formation for Inf. until they come to the actual assault posn. is Indian file "follow your leader". Thus will be avoided the spectacle of a number of personnel breaking over a skyline together when proper formations will permit Sec. Leaders to find protected lines of approach through woods or re-entrants as well as permitting of better Sec. and Pl. control.
  6. Inf. will only be launched to the attack when success is reasonably certain and as portion of the morale training of tps, this factor must be made abundantly clear to them.
  7. All tps must have confidence in their leaders and Staffs and be taught to realize that even should an attack appear "rather sticky" to commence with, that the plan of their Comd. has been carefully worked out and they would never have been launched to the attack unless having regard to their morale and training they were likely to succeed.
- N.B. No successful Comd. ever threw away the lives of his men.
8. Possession of ground dominating the defence is usually vital for the success of the attack.

Capt.  
(W.F. FISHER) Adj. t.  
20 AUST INF BN.



20 AUST INF BN.

OFFICERS TNG. SYLLABUS 4 - 10 MARCH 43.

DATE	SUBJECT	INSTRUCTOR	REFERENCE	LOCATION.
4 March	Rece. Field Firing Range/			Gatehead.
5 "	Preparation Field Firing Exercise. <u>PL IN ATTACK</u>		Tng Reg.	Adamstown.
6	M.B. 4/5 Mch may be varied if Offrs are required on 2 Aust Army Test.			
6 "	Demo Tank Bde.			Singleton.
7 "	Unit Admn.	Capt Wiseman		
	A.M.R.&O. Powers of an Offr.			
	Admn of Discipline on Active Service.			
8 "	Pl in ATTACK.			Gatehead.
9 "	Weapon Tng.			Adamstown Range.
10 "	Discussion 1. Unit Tng	Maj. Cooper	A.T.M. 15	
	2. Responsibility.	"	" 16	

Capt.  
(W.F. WISEMAN) Adj. t.  
20 AUST INF BN.



20 AUST INF BN.

OFFICERS TNG. SYLLABUS 4 - 10 MARCH 43.

DATE	SUBJECT	INSTRUCTOR	REFERENCE	LOCATION.
4 March	Recco. Field Firing Range/			Gatchead.
5 "	Preparation Field Firing Exercise. <u>PL IN ATTACK</u>		Tng Reg.	Adamstown.
8	N.B. 4/5 Mon may be varied if Offrs are required on 2 Aust Army Test.			
6 "	Demo Tank Bde.			Singleton.
7 "	Unit Admn. A.M.R.&O. Powers of an Offr. Admn of Discipline on Active Service.	Capt Wiseman		
8 "	Pl in ATTACK.			Gatchead.
9 "	Weapon Tng.			Adamstown Range.
10 "	Discussion 1. Unit Tng 2. Responsibility."	Maj. Cooper	A.T.M. 15 " " 16	

Capt.  
(W.F. WISEMAN) Adj't.  
20 AUST INF BN.



NIGHT DIRECTIONAL MARCH.

7 MARCH 43.

ROUTE NO 1.

SEC LEADER *Blackburn J. A.*

SECTION *No 3*

PLATOON *No 1*

LEG 1. Move in S.E. direction to cnr ref 766334.  
ROUTE. Berkeley, Kerr & Crebert Sts.

Q. What building is on NE cnr of this X rds & give conventional sign for same. *Public School - S. Mayfield*

LEG 2. Move in SSE direction to railway crossing.  
ROUTE. Crebert St., Kitchen Pde., Hensen Ave., Mounter St.,

Q. Name main works to N of this point & type of work carried out there. *B.H.P. Mill works & Blast Furnace*

LEG 3. Move due S to Church cnr Roslyn Ave & The AVE  
ROUTE. Ferndale St., Lewis St., The Avenue.

Q. Give ref for Throsby Crk crossing.

LEG 4. Move NE to cnr Downie St & Hannell St.  
ROUTE. The Avenue, McMichael St., Downie St.

Q. Would destruction of large brick buildings to your front and right hinder war effort? If so in what way.

LEG 5. Move NE to Council Chambers ref 782317.  
ROUTE. Use your own route.

Q. Detail route taken and what type of bridges crossed.

*Hannell St. William St. Young St. Broken Bridge*

LEG 6. Move in Southerly direction to E entrance Connolly Park.  
ROUTE. Young St., Cowper St.

Q. Give ref for report centre passed. *782313*

LEG 7. Move S.W. to Wickham Park ref 772307.

ROUTE. Cowper St., Branch St., Albert St.,

Q. If able to travel direct what would be the approx True and Mag bearings for this leg? *223 True 213 Mag*

SECTION LEADERS RESPONSIBLE FOR RETURN OF COMPLETED QUESTIONNAIRE TO 'I' OFFICE...



NIGHT DIRECTIONAL MARCH.

7 MARCH 43.

ROUTE NO 1.

3RD LEADER.....

SECTION.....

PLATOON.....

LEG 1. Move in S.E. direction to our ref 766334.

ROUTE. Berkeley, Kerr & Grebert Sts.

a. That building is on SE cor of this & ref & give conventional  
sign for same.....

LEG 2. Move in SSE direction to railway crossing.

ROUTE. Grebert St., Kitchen Pde., Hansen Ave., Hunter St..

a. Same main works to S of this point & type of work carried out  
there.....

LEG 3. Move SSE to church cor Reelyn Ave & The Ave

ROUTE. Farnside St., Lewis St., The Avenue.

a. Give ref for Throsby Crk crossing.....

LEG 4. Move SE to cor Donnie St & Kennell St.

ROUTE. The Avenue, McMichael St., Donnie St.

a. Would destruction of large brick buildings to your front  
and right hinder war effort? If so in what way.....

LEG 5. Move SE to Council Chambers ref 78317.

ROUTE. Use your own route.

a. Detail route taken and what type of bridges crossed.....

LEG 6. Move in Southerly direction to S entrance Connally Park.

ROUTE. Young St., Cooper St.

a. Give ref for report centre passed.....

LEG 7. Move S.W. to Wickham Park ref 772367.

ROUTE. Cooper St., Branch St., Albert St.,

a. If able to travel direct what would be the approx true and  
Mag bearings for this leg?.....

SECTION LEADER RESPONSIBLE FOR RETURN OF COMPLETED JOURNALISE  
TO 'I' OFFICE...



NIGHT DIRECTIONAL MARCH.

7 MARCH 43

ROUTE NO 2.

SEC LEADER.....*Sgt Duncan*.....

SECTION.....*5*.....

PLATOON.....

LEG 1. Move in NE direction to entrance Connolly Park.  
ROUTE. Albert St., Branch St., Cowper St.,

Q. Give reference for start point.....*772308*.....

LEG 2. Move due N to Council Chambers ref 782317.  
ROUTE. Cowper St., Young St.

Q. Give ref for report centre passed. *784314*

LEG 3. Move ~~SW~~ to cnr Downie St and Hannell St. *ref 776314*

Route Use your own route.

Q. Detail route taken and type of bridges crossed.....*Near Young St*

*Cpt over Stone Bridge left into Hannell St*

LEG 4. Move SW to Church cnr Roslyn Ave & The Ave.  
ROUTE. Downie St. McMichael St., The Avenue.

Q. Would destruction of large brick buildings to your left along  
this route hinder the war effort. If so in what way!.....

*Manufacturing of clothes & Blankets*

LEG 5. Move due N to railway crossing.  
ROUTE. The Avenue, Lewis St., Ferndale St.

Q. Name main works to N of this point and type of work carried  
out there.....

*BHP Steel Works*

LEG 6. Move NW to cnr ref 766334.  
ROUTE. Mounter St., Hensen Ave., Kitchener Pde., Crebert St.,

Q. What building is on NE ~~xxxxxx~~ cnr of this xrd. Give  
conventional sign for same.....*School* *5*

LEG 7. Move NW to oval.  
ROUTE. Crebert St. Kerr St., Berkeley St.,

Q. Give ref for this point.....*756336*.....

SEC LEADERS RESPONSIBLE FOR RETURN OF COMPLETED QUESTIONNAIRE TO 'I'  
OFFICE.



NIGHT DIRECTIONAL MARCH.

7 MARCH 43

ROUTE NO. 1.

ENG LEADER.....

SECTION.....

PLATOON.....

ENG 1. Move in NE direction to entrance Connolly Park.  
ROUTE. Albert St., Branch St., Cooper St.,

a. Give reference for start point.....

ENG 2. Move due N to Council Chambers ref 752317.  
ROUTE. Cooper St., Young St.,

a. Give ref for report centre passed.

ENG 3. Move SW to car Bonnie St and Mansell St.

ROUTE. Use your own route.

a. Detail route taken and type of bridges crossed.....

ENG 4. Move SE to church car Roslyn Ave & The Ave.  
ROUTE. Bonnie St., McMichael St., The Avenue.

a. Would destruction of large brick buildings to your left along  
this route hinder the war effort. If so in what way.....

ENG 5. Move due N to railway crossing.  
ROUTE. The Avenue, Louis St., Ferndale St.

a. Name main works to N of this point and type of work carried  
out there.....

ENG 6. Move NW to car ref 766334.  
ROUTE. Mounter St., Hansen Ave., Kitchener Pde., Grebert St.,

a. What building is on NW side of this road. Give  
conventional sign for same.....

ENG 7. Move NE to oval.  
ROUTE. Grebert St., Kerr St., Berkeley St.,

a. Give ref for this point.....

ENG LEADER RESPONSIBLE FOR RETURN OF COMPLETED QUESTIONNAIRE TO 'I'  
OFFICE.



2215

DIRECTIONAL MARCH.

1/3/43.

NEWCASTLE BUILT UP AREA.

ROUTE NO. 1.

S.P.

Ref 745322

LEG 1. Move in S.W. direction to cnr of HARRIETT ST and CHRISTO RD  
(Route TURTON RD, ~~WINNIE~~ RD, HARRIETT ST.)

Q. If you were able to move direct what would be the approx.  
mag. and true bearings respectively?.....

.....*Dummy act. act. guns. (Park)*.....

LEG 2. Move due S to junction WOMBOIN RD and YOUNG RD. (Route  
HARRIETT ST, KAHIBAH RD, ~~XX~~ ORLANDO RD, & YOUNG RD.

Q. What prominent artificial feature do you find at this  
point?.....*Dummy act. act. guns. and park.*.....

LEG 3. Move in S.W. direction to Cnr LAMBTON RD and WOLLARAH RD  
(Route WOMBOIN RD, and WOLLARAH RD)

Q. Give map Ref. for this Cnr.....*735303*.....

LEG 4. Make own way to ref 738296.

Q. What route did you use?.....*Continued Sth along*.....

*Wollarah Rd. At second cross street turned East to*  
*Cross Road. Then ~~left~~ to 736297. Then to 738296*

LEG 5 <sup>738301</sup> Move due S to ADAMSTOWN Station.

Q. If you were able to move direct what distance on the map  
would you have covered?.....*750 yds.*.....

LEG 6. Move ~~to~~ S.E. to cnr of LOCKYER ST & UNION ST via GLEBE RD &  
UNION ST.

Q. Give ref. for this point?.....*743286*.....

LEG 7. ~~Give~~ Using your own route return to BEV AREA .

Q. If you were able to move direct what would be the approx  
Forward and Back bearing respectively for this leg?

.....

NOTE:- Entire syndicate to report to 'I' Office immediately on return  
where completed questionnaires will be handed in.



UNCASTLE BUILT UP AREA.ROUTE No. 2.S.P. Ref 745132.

LEG 1. Move in S.E. direction to ref 751307 (Route GERRARD RD, BROADBAY DOCK RD).

1. What prominent artificial features do you find at this point..... *Wooden Bridge & Storm Channel* .....

\* 2. Make your own way to BROADBAY STATION.

1. If you were able to move direct what distances on the map would you have covered?..... *600 yds* .....

\* 3. Move to ref 753293.

1. What are the names of the streets by which you travel? .....

*Lambton Rd & Chatham Rd* .....

\* 4. Move to GARAGE ref 746337 by most direct route.

1. Detail route taken.....

*Manning Rd & Bryant St* .....

\* 5. Move to Rd Junction ref 7973325 (Route GERRARD RD., KING ST, LOCKYER ST).....

1. Give an approx TRUE bearing from this point to GERRARD School (Concentration Area).....

*10° True Bearing* .....

\* 6. Using your own route return to REV AREA.

1. If you were able to move direct what would be the approx forward and back bearings respectively for this leg.

*Forward B. 23.5° Back B. 45°* .....

NOTE Entire syndicate to report to 'I' Office immediately on return where completed questionnaires will be handed in.

*C.P. Kearney*



DIRECTIONAL MARCH.

1/3/43

NEWCASTLE BUILT UP AREA.

ROUTE NO. 3.

S.P. Reg 745322

LEG 1. Move in S.E. Direction via GEORGETOWN RD and BOREAS ST to crossing over stormwater channel ref 756311.

Q. What would be the approx. angle of DEGREES TRUE to this point if it were possible to go by a direct route.

*140*-----

" 2. Move to BROADMEADOW Station via ~~GEORGETOWN RD~~ CHATHAM RD and BROWN ST.

Q. What is the actual distance covered?.....*3/4 mile*.....

" 3. Move to Cnr of Racecourse ref 764295.

Q. Detail route taken.....*Down George St to cross road, turn right to left bridge, detail as above, Chatham Rd to bridge, St to Brown St.*.....

" 4. Move to Rd Junction ref 76802875.

Q. If you were able to move direct, what would be the true bearing?.....*130*.....

" 5/ Move to Post Office ref 769278, by most direct route.

Q. Detail route taken.....*Down George St to junction*.....

" 6. Move to BIV AREA.

Q. What is the approx. forward and back bearings respectively for this leg?.....*30 degs back 40*.....

NOTE. Entire Syndicate to report to 'I' Office immediately on return where completed questionnaire will be handed in.



9-20/3/43

TRAINING



1.0  
20 AUST INF BN.

OUTLINE TRAINING PROGRAM 9 - 20 March 43.

1. Note as Unit will be principally engaged in supplying duties and maintenance personnel for this period, it is proposed to employ alternately 50 % of available personnel on Eng and Duties. i.e. 50 % of Unit will supply all duties for a period of 5 days whilst 50 % will carry out Eng as per outlined. At the conclusion of this 5 days period Eng and Maintenance personnel will change.
2. Here we submit an outline & programme for 5 days Eng., which we contend is all that this Unit can satisfactorily carry out.

Day.	Date.	Subject.	Reference.	Location.
1, 2, 3.	10, 11, 12. March.	Sec. Eng.	H.T.P. 33 and Inf Minor Tactics.	Camp Area.
4.	13 March.	Rest Day		
5, 6.	14, - 15 March.	Sec. Eng. & Map Reading. Etc.-	-	Course to be Selected.
7-8-9 10-11.	16-17-18 19-20 March.	Repetition of above syllabus. By 50 % engaged in maintenance 10 - 15 March.		



1.0

20 AUGUST INF BN.

OUTLINE TRAINING PROGRAMME 9 - 20 March 43.

1. Note as Unit will be principally engaged in supplying duties and maintenance personnel for this period, it is proposed to employ alternately 50 % of available personnel on Eng and Duties. i.e. 50 % of Unit will supply all duties for a period of 5 days whilst 50 % will carry out Eng as per outlined. At the conclusion of this 5 days period Eng and Maintenance personnel will then go.
2. Here we submit an outline & programme for 5 days Eng., which we contend is all that this Unit can satisfactorily carry out.

Day.	Date.	Subject.	Reference.	Location.
1, 2, 3.	10, 11, 12. March.	Sec. Eng.	M.T.P. 33 and Inf Minor Tactics.	Camp Area.
4.	13 March.	Rest Day		
5, 6.	14, - 15 March.	Sec. Eng. & Map Reading. Etc.-	-	Course to be Selected.
7-8-9 10-11.	16-17-18 19-20 March.	Repetition of above syllabus. By 50 % engaged in maintenance 10 - 15 March.		



20 AUST INF BN.

TRAINING SYLLABUS 11/21 Mch 43.

SECTION TRAINING.

DAY	DATE	TIME	SUBJECT.	REFERENCE	LOCATION.
1 & 7	March 11/17	0900-0945	Demonstration. Sec. Organ. SAT. Pam 4 & equipment. General Discussion. Characteristics Sec. Weapons	" " 21	Camp Area
		0950-1035	Fire Control	MTP 33, Pam 25 IT Supp. 1941	Minor tactics.
		1040-1125	Fire Control (Contd)	Do	Do
		1130-1215	LMG. Section Handling	SAT Pam 4 Sec 5	Camp Area
		1230-1330	Lunch		
		1400-1445	Advanced handling LMG Tripod construction. Weapon Pit & Fox Hole.	SAT Pam 4 Less 23	" "
		1450-1535	Do.		" "
		1540-1630	Fieldcraft Sec Formation	MTP 33, ISL Inf Minor Tactics. I.T. Supp 41.	" "
2 & 8	12/18	0900-0945	Fieldcraft Sec Formation	Do	Camp area
		0950-1125	Section Stalk		
		1130-1215	Jungle formations	2 A/A Jungle Tng School	
		1230-1330	Lunch		
		1400-1530	LMG Section Handling (Movement)	SAT Pam 4 Less 24	"
		1540-1630	Lecture Map reading (I.O.) Slopes & Gradients	MMR & FS	
		1930-2100	Night patrol Adv. open country & along road.		
3	13	R E S T D A Y.			
4 & 9	14/19	0900-0945	Notes on tng in methods of deception	ATM 16 Appx A	
		0950-1215	Section as a patrol	MTP 33, Minor tactics I.T. supplement.	
		1230-1330	Lunch		
		1400-1445	LMG. Sec handling defence	SAT Pam 4 Less 25	
		1450-1630	Street & village fighting.	MTP 33-Minor tactics.	
5 & 6 10 & 11	15/16 20/21		Practical Map reading Exs(2 days) Emphasising. 1. Sec Formations 2. Camouflage in Biv 3. Infiltration.	MMR & FS MTP 33 Minor Tactics. selected.	Area to be

NOTE. Prior to map reading Exs. Tps will be instructed in text of ATM 16 Appx B.

NOTES.

1. SPECIALISTS

Carriers)  
Mortars } On own syllabus.  
Sigs. )

2. Remainder of 20 Bn personnel will be divided as follows:-

50% duties 11/16 March/Tng 17/21 March.  
50% Tng 11-16 March/Duties 17-21 March.

*(Signature)*  
Capt.  
(W.F. WISEMAN) Adjt  
20 AUST INF BN



21-30/3/43

# BIVOUAC & TRAINING

REF NEWCASTLE M.S 752273



20 Aust. Inf. Bn.

Bivouac Merewether 21 - 30 March 43.

OUTLINE SYLLABUS.

Object:- 1. To give Unit Personnel an . . . intensive course of Tactical Training.  
 Phase A. 21 - 22 - 23 March 43. Sec Tng.  
 " B. 24 - 25 Pl. Tng.  
 " C. 27 - 28 - 29 - 30. Coy. Tng.

Wor 21.

Days	Date.		Time.	Subject.	Reference	Locations
1	21 March	1 2 3	0630-1400 1400-1630 1700-1800 1900-2359	Move Adamstown Establish Bivouac Biv Admn Making bush bunks,  Swim Parade Leave Night.	A.A. Memo.	Newcastle  752273
2	22 March	4 5 6	0900-1630 1700-1800 1930-2130	Sec Tng. Swim Parade Demo (1) Movement by night (2) Sec as a Patrol	S.A.T. Pam 4 & 21. M.T.P. 33 I.T. Supplement Inf Liner Tactics. M.T.P. 33 Sec 29 - 5	do
3	23 March	7 8	0900-1630 1700-1800 1930-2130	Sec. Tng. & Jungle Tactics.  Swim Parade. Section as a Patrol (Competition)	As per day 1 & 2 Aust Army Jungle Tng Notes.  M.T.P. 33 Sec 29 - 5	do
4	24 March	9	0900-1630 1700-2359	Pl Tng (Pl Organisation) Deployment & F.S. & Fighting Patrols, Leave Night.	M.T.P. 33 Chap IV. " " Sec 36	do
5	25 March		0700-2359	Rest Days		
6	26 March	10 11 12 13-14	0900-1100 1700-1800 1930-2130	Pl Fire Power Demonstration. Pl in attack Swim Parade. Rifle Competition. Pl as a Patrol. (Pl. v Pl.) 7 Rds Application 200'	M.T.P. 33 Chap IV Para 2	Adamstown Range & Golf Links.



Day	Date.		Time.	Subject.	Reference	Location.
7	27 March	15	0900-1630	Rifle Competition. Coy Organization - Weapons Tpt etc, Tactical Formation & Deployment.	A.T.M. 6 Para 18 APP. B.	Adamstown Range & Golf Links.
			1700-1830 1900-2559	Swim Parade Leave Nig ht.		
8.	28 March	16	0900-1215	Route March ( March Discipline) A.A. Action Battle Drill. Deployment.	M,T,P, 23 Part 23 Page 87	Area to be selected.
		17	1330-1630 1930-2130	Coy as Mobile Unit (Speed in Em. & debussion with Equipment. Night Attack,		
9	29 March	18	0900-1230	Coy as advance Guard.		Area to be selected.
		19	1400-1630	Coy Encounter Battle .		
		20	1700-1800 1900-2359	Swim Parade. Leave Night.		
10	30 March.	21	0900-1230 1400-1700	Exercise ( Digging Slit Trenches). Carrier to Co-OP - Protection against Carriers Use of Molotov Cocktail. Break Biv. Return Rutherford.		Area to be selected

o-o-o-o-o-o-o-o-o



20 Aust. Inf. Bn.

Bivouac Merewether 21 - 30 March 43.

OUTLINE SYLLABUS.

Object:- 1. To give Unit Personnel an . . . intensive course of Tactical Training.  
 Phase A. 21 - 22 - 23 March 43. Sec Tng.  
 " B. 24 - 25 Pl. Tng.  
 " C. 27 - 28 - 29 - 30. Coy. Tng.

W-20

Days	Date.		Time.	Subject.	Reference	Location.
1	21 March	1	0630-1400	Move Adamstown Establish Bivouac	A.A. Memo.	Newcastle 752273
		2	1400-1630	Biv Admn Making bush bunks,		
		3	1700-1800	Swim Parade		
			1900-2359	Leave Night.		
2	22 March	4	0900-1630	Sec Tng.	S.A.T. Pam 4 & 21. M.T.P. 33 I.T. Supplement Inf Liner Tactics. M.T.P. 33 Sec 29 - 5	do
		5	1700-1800	Swim Parade		
		6	1930-2130	Demo (1) Movement by night (2) Sec as a Patrol		
3	23 March	7	0900-1630	Sec. Tng. & Jungle Tactics.	As per day 1 & 2 Aust Army Jungle Tng Notes. M.T.P. 33 Sec 29 - 5	do
		8	1700-1800 1930-2130	Swim Parade. Section as a Patrol (Competition)		
4	24 March	9	0900-1630 1700-2359	Pl Tng (Pl Organization) Deployment & F.S. & Fighting Patrols. Leave Night.	M.T.P. 33 Chap IV. " " Sec 36	do
5	25 March		0700-2359	Rest Day.		
6	26 March	10	0900-1100	Pl Fire Power Demonstration.	M.T.P. 33 Chap IV Para 2	Adamstown Range & Golf Links.
		11		Pl in attack		
		12	1700-1800	Swim Parade.		
		13-14	1930-2130	Rifle Competition. Pl as a Patrol. (Pl. v Pl.) 7 Rds Application 200%		



Day	Date.		Time.	Subject.	Reference	Location.
7	27 March	15	0900-1630 1700-1830 1900-2359	Rifle Competition, Coy Organization - Weapons Tpt etc, Tactical Formation & Deployment.  Swim Parade Leave Night.	A.T.M. 6 Para 18 APP. B.	Adamstown Range & Golf Links.
8.	28 March	16 17	0900-1215 1330-1630 1930-2130	Route March ( March Discipline) A.A. Action Battle Drill. Deployment. Coy as Mobile Unit (Speed in Em. & debussion with Equipment, Night Attack,	M.T.P. 23 Part 23 Page 87	Area to be selected.
9	29 March	18 19 20	0900-1230 1400-1630 1700-1800 1900-2359	Coy as advance Guard.  Coy Encounter Battle . Swim Parade. Leave Night.		Area to be selected.
10	30 March.	21	0900-1230 1400-1700	Exercise ( Digging Slit Trenches). Carrier to Co-OP - Protection against Carriers Use of Molotov Cocktail. Break Biv. Return Rutherford.		Area to be selected

o-o-o-o-o-o-o-o-o



20 Aust. Inf. Bn.

Bivouac Merewether 21 - 30 March 43.

1.0  
—

OUTLINE SYLLABUS.

Object:-: 1. To give Unit Personnel an . . . intensive course of Tactical Training.  
Phase A. 21 - 22 - 23 March 43. Sec Tng.  
" B. 24 - 25 Pl. Tng.  
" C. 27 - 28 - 29 - 30. Coy. Tng.

Days	Date.		Time.	Subject.	Reference	Locations
1	21 March.	1	0630-1400	Move Adamstown Establish Bivouac	A.A. Memo.	Newcastle
		2	1400-1630	Biv Admn Making bush bunks,		
		3	1700-1800	Swim Parade		752273
			1900-2359	Leave Night.		
2.	22 March	4	0900-1630	Sec Tng.	S.A.T. Pam 4 & 21.	do
		5	1700-1800	Swim Parade	M.T.P. 33 I.T. Supplement	
		6	1930-2130	Demo (1) Movement by nig ht (2) Sec as a Patrol	Inf Liner Tactics.	
					M.T.P. 33 Sec 29 - 5	
3.	23 March	7	0900-1630	Sec. Tng. & Jung le Tactics .	As per day 1 & 2 Aust	do
		8	1700-1800	Swim Parade.	Army Jungle Tng Notes.	
			1930-2130	Section as a Patrol (Competition)	M.T.P. 33 Sec 29 - 5	
4.	24 March	9	0900-1630	Pl Tng (Pl Organization) Deployment &	M.T.P. 33 Chap IV.	do
			1700-2359	F.S. & Figh ting Patrols.	" " Sec 36	
				Leave Night.		
5.	25 March		0700-2359	Rest Day.		
6.	26 March	10	0900-1100	Pl Fire Power Demonstration.	L.T.P. 33 Chap IV Para 2	Adamstown Rang e
		11		Pl in attack		& Golf Links.
		12	1700-1800	Swim Parade.		
		13-14	1930-2130	Rifle Competition . Pl as a Patrol .(Pl. v Pl.)		
				7 Rds Application 200 <sup>x</sup>		



Day	Date.		Time.	Subject.	Reference	Location.
7	27 March	15	0900-1630	Rifle Competition. Coy Organization - Weapons Tpt etc, Tactical Formation & Deployment.	A.T.M. 6 Para 18 APP. B.	Adamstown Range & Golf Links.
			1700-1830 1900-2359	Swim Parade Leave Nig ht.		
8.	28 March	16	0900-1215	Route March ( March Discipline) A.A. Action Battle Drill. Deployment.	M,T,P, 23 Part 23 Page 87	Area to be selected.
		17	1330-1630 1930-2130	Coy as Mobile Unit (Speed in Em. & debussion with Equipment, Night Attack,		
9	29 March	18	0900-1230	Coy as advance Guard.		Area to be selected.
		19 20	1400-1630 1700-1800 1900-2359	Coy Encounter Battle . Swim Parade. Leave Night.		
10	30 March.	21	0900-1230 1400-1700	Exercise ( Digging Slit Trenches). Carrier to Co-op - Protection against Carriers Use of Molotov Cocktail. Break Biv. Return Rutherford.		Area to be selected

o-o-o-o-o-o-o-o-o



20 Aust. Inf. Bn.

Tactical Trg. Officers.

Biv. Merewether.

21 - 30 March 43.

Requirment	Preparation. Prep. by.	Date Complete.	T.E.W.T. Date of Offrs to Conduct.	Offrs Ex,	EXERCISE Date.	Umpires.	REMARKS. Tps Ex.
(1) Pl as Fighting Patrol.	Capt. Matthews. Lt. Rames. Lt. Lindsay. Lt. Mayne. Lt. Robinson.	20 March 43			24 Mar.	Capt. Matthews. Lt. Rames. Lt. Lindsay. Lt. Mayne.	'A' Comp. Coy.
(2) Pl in Attack.	Ditto.	20 March 43.			26 Mar.	Ditto.	do
(3) Coy in Defence.	Capt. Matthews. Lt. Dawes. Lt. Shaw. Syn 1 Lt. Miller. Lt. Mayne.  Capt. Goldsmith. Lt. Rames. Lt. Smith Syn 2 Lt. Davidson. Lt. O'Brien.	21 Mar.	22 Mar.	Capt. Matthews. Lt. Rames. Lt. Miller.	Cpt. Rickwood. Lt. Beacroft. Lt. Bagnell. Lt. Robinson. Lt. Tuckerman. Lt. Lindsay. Cpt. Brown.	28 Mar Director to be detailed. Cpt. Matthews. Lt. Rames Lt. Miller Lt. Davidson. Lt. Mayne. Lt. O'Brien.	do
(4) Coy as Adv Guard.	Capt. Moorcroft. Lt Dawes. Lt. Smith. Syn 1 Lt. Shaw.  Capt. Goldsmith. Lt. O'Brien. Lt. Davidson Syn 2. Lt. Mayne.	22 Mar.	23 Mar.	Capt. Goldsmith. Lt. Rames. Lt. O'Brien.	Ditto	29 Mar. Cpt. Goldsmith Lt. Rames. Lt. Shaw. Lt. Smith. Lt. Dawes. Lt. Davidson.	do



Requirment	Prep By	Date.	Date.	Offrs to Conduct	Offrs Ex.	Date.	Umpires.	Tps Ex.	REMARKS
(5) Coy in Encounter Battle.	Capt. Moorcroft.	24-	27 Mar,	Capt. Moorcroft.	Capt. Rickwood.	29	Capt. Moorcroft.	'A'	
	" Goldsmith.	26 Mar.		" Goldsmith.	Lt. Beacroft.	" "	Matthews.	Comp.	Offrs will be
	Lt. Dawes.			Lt. O'Brien.	Lt. Bagnell.	"	Goldsmith.	Coy.	detailed as
	Lt. Smith.			Lt. Davidson J.T.	Lt. Robinson.		Lt. Rames.		Umpires & Safety
	Lt. Shaw.			Lt. Shaw.	Lt. Tuckerman.		Lt. Dawes.		Offrs.
	Lt. O'Brien.				Lt. Lindsay.		Lt. O'Brien		
	Lt. Davidson.				Capt. Brown.		Lt. Davidson.		
							Lt. Shaw.		
							Lt. Smith.		
							Lt. Mayne.		
							Lt. Miller.		

---

(6) Preparations of Demo. D 10.	Comp Coy Offrs.	26 Mar.	Nil	Nil	30	30 Selected by 'A'	Comp Coy	
---------------------------------	-----------------	---------	-----	-----	----	--------------------	----------	--

---



C.O.

## EXERCISE 29-3-43

20 AUST INF BN TACTICAL EXERCISE NO. 3

SUBJECT. Coy Adv Gd &amp; Encounter Battle.

Ref Maps. Newcastle )  
Lake Macquarie... ) 1 inch.

Date. 29 Mar. 43.

1. 20 Inf. Bn. exercise no. 3 will take place on 29 Mar. 43.  
under the direction of Maj. Cooper.

2. TPS TAKING PART. 'A' Comp Coy.

3. ASSEMBLY Troops will assemble in Biv area at 0830 hrs fully organized ready to move.

4. ENEMY REPRESENTATION.

Up to JEWELL'S SIDING. Lieut Cook will be O.C. Enemy, with men drawn from H.Q. Coy plus pioneers. After JEWELL'S SIDING BALLOONS.

5. UMPIRES.

Chief Umpire - Capt. Moorcroft.  
1 Pl. " Matthews - Lieut. Mayne - Lieut. Cook.  
2 Pl. " Goldsmith - Lieut. Davidson - Lieut. Shaw.  
3 Pl. " Lieut. O'Brien - Lieut. Dawes - Lieut. Miller.  
Carriers " James.  
Mortars. - Chief Umpire.

6. CONFERENCES.

DATE & TIME	PLACE	ATTENDED BY	PURPOSE.
28/3/43. 2200 hrs.	Biv. Area.	All Umpires and O.C. Enemy.	Co-ordination.
29/3/43. 0800 hrs	ditto.		ditto
29/3/43 0900 hrs.	On range.		ditto.

7. REPRESENTATION OF FIRE.

Up to JEWELL'S SIDING enemy only.  
Rifle blank - Arty Cellignite.  
After JEWELL'S SIDING ball amn will be used.

8. SCALE OF ISSUE AMN.

Ball 10 rounds per rifle } Blank for enemy as  
40 " " L.M.G. } available.  
250 " " M.M.G. }

9. NEUTRAL SIGS.

Succession of loud blasts on whistle, exercise to stop, One blast go on.

10. DRESS AND EQUIPMENT.

Coy will carry normal equipment & Amn, dress normal.

11. MESS ING.

Cut lunches will be carried & eaten during exercise.



12. TRANSPORT.

T.O. will have transport ready for Coy to move at 0845 hrs.

13. SPECIAL INSTRUCTIONS.

(a) FIRE.

All anti-fire devices will be carried during exercise

(b) OUT OF BOUNDS.

All private property , crops etc.

(c) FENCES

Any broken fences must be notified at end of exercise and repaired by pioneer Pl.

(d) MEDICAL.

Stretcher bearers will move with Coy & First Aid outfit will be carried.

(e) SAFETY PRECAUTIONS.

After JEWELL'S SIDING Umpires will act as safety Officers and ensure safety angles etc., before allowing troops to open fire. Load with ball ammo after JEWELL'S SIDING.

1340 hrs.

14. EXERCISE ENDS ..... hrs.



INFORMATION.

Newcastle )  
Lake Macquarie. ) 1 inch.

REF MAPS......

1. OBJECT.

To exercise all ranks in adv gd work, and in the conduct of the encounter battle using ball amm.

2. LESSONS.

- (A) Greatest advantage must be made of M.T. for quick movement.
- (B) When meeting minor opposition, the Adv Gd must deal with it quickly, so as to maintain the momentum of advance of the main body
- (C) Intercom. between fwd and rear elements must be speedy and accurate.

3. NARRATIVE.

- (A) ENEMY During D-1, an enemy convoy steaming towards LAKE MAC-  
QUARIE was heavily attacked by our aircraft. That night enemy  
were able to land from barges a strength equivalent to 1 Coy  
in hills South of JEWELL'S SIDING and 1 Coy at RED HEAD, each  
Coy Two Bn guns and one scout car. They immediately commenced  
moving inland.
- (B) OWN TROOPS. Brig decided to attack with 28 Comp Bn right and  
29 Comp Bn left. Task of 28 Comp Bn is to move by WALL SEND,  
CARDIFF, EVEL IEN thence via track 678255 to 684239, thence via  
road to DEVIL'S ELBOW, JEWELL'S SIDING, and ~~then~~ the following  
points --- Rd junc 678255 - 686255 - 686237 - 684230 - 685212  
DEVIL'S ELBOW, JEWELLS SIDING, and high ground along track  
JEWELL'S SIDING- NINE MILE BEACH.  
C.O. 28 Comp Bn decided to move with 'A' Coy as Adv Gd he allotted  
all carriers except mortars to 'A' Coy. The whole Bn moved by M.T.

4. EXERCISE.

The advance guard Coy and subsequent encounter battle.



NEWCASTLE )  
REF MAPS. LAKE MACQUARIE ) 1 inch.

FORECAST OF EVENTS.

EXERCISE SECRET.

DATE. 29 Mar '43.

<u>APPROX TIME.</u>	<u>SITUATION.</u>	<u>ACTION OF ENEMY.</u>	<u>INSTRUCTIONS TO UMPIRES.</u>
1000 hrs.	Coy arrives WALLSEND.	Prepare truck to act as Scout car. vic 680262	Note method of advance etc.
1045	Carriers report scout car at 680262	Scout car turns about and moves back to 680255.	Note action of Carrier & O.C. Adv Gd.
1047	Carriers fired on by scout car	Fire on carriers and retire to prepare posn 684245	Note message from carriers to O.C.
1051	Troops debuss Carriers around Rd to each flank R.V. for tpt. at other end of track	Fire on advancing tps and make gradual retreat along track with an occasional shot.	Watch method of debussing etc Listen to orders.
1110	Troops fired on by enemy sec 684245	Have Rd block prepared 685238	Paint picture watch action of Jnr leaders.
1140	R.V. Tpt Debuss carry on.	Explosions near rd block and retire Cause arty fire near rd.	Watch control and quick organization.
1145	Carriers find rd block	Represent M.G. fire with blanks show some movement	Watch action of carriers etc Note action taken.
1152	Coy reaches 685230 reaches.	Occasional shot along rd. Snipers represented by balloons. Enemy no further action.	do
1207	Carrier disabled by .5 M.G. at 690194	Balloons	Watch control etc.
1212	Troops debuss deploy continue advance	do	Allow tps to load with Ball am when they cross JEWELL'S
1230	Fwd tps fired on by enemy snipers on hill as they cross JEWELL'S SIDING.	do	SIDING. Watch safety measures re message from C.O.
2-35		do	Describe posts to fwd Pl Comd note action taken.
2-26	Fwd Pl. held up by enemy posts.	do	Note orders and action of Pl's whilst orders are being given.
2-23	Rece and issue of orders by Coy Comd.	do	Pl Comd orders control etc.
2-18	Orders complete Pl's move to F.U.P. Mortars & Carriers move into posn	do	Safety. Method of Ranging.
2-9	Mortars Ranging.	do	Watch safety angles fire contr ol orders. accuracy of fire.
2	Veroy light fired by O.C. 3 Pl. . 3 Pl. open fire on enemy posns other Pl's M. , M.M.G's. & carriers open fire on respective targets.	do	Watch safety angles of M.M.G. Control etc.
2 plus 5	M. lift to next tar et 2 Pl. moves fwd to objective.	Balloons and Land mines.	Stop M. sooner if necessary.
2 plus 9	M. cease fire		



Z plus 11 2 Pl. assault and occupy centre ridge.  
 Z plus 12 3 Pl. assaults first objective 1 Pl. moves to wards  
 objective. 2 Pl. covering fire.  
 Z plus 15 3 pl. captures objective and engages next objective  
 with fire, 1 Pl. concentrates fire on objective 2 Pl.  
 do  
 Z plus 18 3 Pl. assaults 2nd objective  
 Z plus 19 Consolidation by 3 Pl.  
 Z plus 22 1 Pl. occupies objective.  
 Z plus 23 2 1 moves fwd under cover ing fire of other Pl's.  
 Z plus 25 1 Pl. assaults X rds knoll  
 Z plus 26 Whole Coy. advance in line towards beach mopping  
 up as they go.

Land mines,  
 do

Watch quick consolidation, etc.  
 Safety, control, consolidation,  
 paint picture.

do

do

Safety of M.M.G fire.

Safety. Control. Consolidation.

Do

do

Watch control, paint picture of  
 enemy running out into water.

#### D.S. NOTES.

1. Enemy disposition as per D.S. Sketch and for going para's
2. Spectators on ridge 701175
3. Coy will be taken in M.F. to WALLSEND rd junc. where narrative will be given and will commence exercise from there at 1000 hrs.
4. Enemy scout car will be represented by 15 cwt truck.
5. After scout car opens fire enemy will maintain contact with advance gd by occasional shot during advance along track.
6. Sgt. Hamburger will erect Rd block at 685238 and will set off explosions via 685231 to represent enemy arty fire
7. After opening fire with point 5 M.G. enemy will maintain contact by an occasional along track to JEWELL'S SIDING.
8. On reaching JEWELL'S SIDING enemy will break contact and no longer act as enemy. Troops must not be allowed to load ball am until they have crossed JEWELL'S SIDING. Umpire with leading Pl. will paint picture of snipers being in hill on other side of line. Snipers and subsequent enemy posts will be represented by balloons and troops must burst them. Chief Umpire will tell Comd that C. O. has with drawn his arty and other sec of carriers, leaving him with one sec. and that enemy has lost his scout car and run out of Am for his 75 M.M. guns.
9. Up to JEWELL'S SIDING only chief umpire Capt Matthews, Capt, Goldsmith, & Lieut O'Brien will be used. others Umpires join at JEWELL'S SIDING.
10. Balloons will be placed out on morning of exercise by pioneer Cpl. under direction of Lieut. Davidson. as per appended sketch.



WALLSEND

70

LAMBTON

30

CARDIFF  
HEIGHTS

OVERLAY TO

NEWCASTLE & L. MACQ. M.S. 1"

SHOWING

ADVANCE GUARD ROUTE

EVELIEN

TRACK

MT. HUTTON

70

20

DEVILS ELBOW

TRACK

JEWELLS SIDING

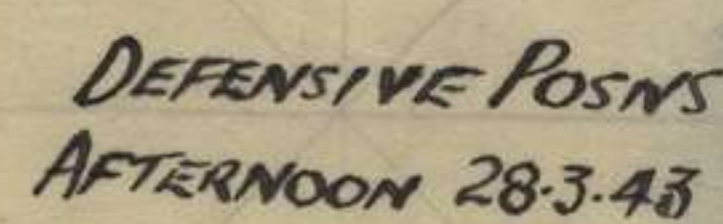
SAND HILLS







28.343.





# MESSAGE FORM

**CALL  
AND  
INSTRUC-  
TIONS.**

IN

OUT

No. of Groups

**GR.**

Serial No.

OFFICE DATE STAMP

(ABOVE THIS LINE IS FOR SIGNALS USE ONLY.)

TO

*20 Bns*

FROM

*A Comp Coy*

Originator's Number

*T.W. 1*

Date

*28*

In Reply to Number

*coy  
1930*

*moved  
here*

*from*

*defensive*

*posns*

*completed*

THIS MESSAGE MAY BE SENT **AS WRITTEN**  
BY ANY MEANS: ☒ (EXCEPT) ☐ WIRELESS

SIGNATURE

\* ORIGINATOR MAY DELETE "EXCEPT" AND  
INSERT "INCLUDING."

THIS MESSAGE MUST BE SENT **IN CYPHER**  
IF LIABLE TO INTERCEPTION OR TO FALL  
INTO ENEMY HANDS.

SIGNATURE

ORIGINATOR'S INSTRUCTIONS  
DEGREE OF PRIORITY

TIME OF ORIGIN

*1930*

**T.H.I.**

**T.O.R.**

(BELOW THIS LINE IS FOR SIGNALS USE ONLY.)

SYSTEM IN	TIME IN	READER	SENDER	SYSTEM OUT	TIME OUT	READER	SENDER	SYSTEM OUT	TIME OUT	READER	SENDER



# MESSAGE FORM

**CALL  
AND  
INSTRUC-  
TIONS.**

IN

OUT

No. of Groups

**GR.**

Serial No.

OFFICE DATE STAMP

(ABOVE THIS LINE IS FOR SIGNALS USE ONLY.)

TO

*20 Bn*

FROM

*A i comp key*

Originator's Number

*IN 2*

Date

*28*

In Reply to Number

*-*

*copy  
objective*

*moved  
F.V.P.*

*from*

*AA*

*2150*

*hrs*

THIS MESSAGE MAY BE SENT **AS WRITTEN**  
BY ANY MEANS: \*(EXCEPT) WIRELESS

SIGNATURE

\* ORIGINATOR MAY DELETE "EXCEPT" AND  
INSERT "INCLUDING."

THIS MESSAGE MUST BE SENT **IN CYPHER**  
IF LIABLE TO INTERCEPTION OR TO FALL  
INTO ENEMY HANDS.

SIGNATURE

ORIGINATOR'S INSTRUCTIONS  
DEGREE OF PRIORITY

TIME OF ORIGIN

*2155*

(BELOW THIS LINE IS FOR SIGNALS USE ONLY.)

SYSTEM IN	TIME IN	READER	SENDER	SYSTEM OUT	TIME OUT	READER	SENDER	SYSTEM OUT	TIME OUT	READER	SENDER

**T.H.I.**

**T.O.R.**



# MESSAGE FORM

**CALL  
AND  
INSTRUC-  
TIONS.**

IN

OUT

No. of Groups  
**GR.**

Serial No.

OFFICE DATE STAMP

(ABOVE THIS LINE IS FOR SIGNALS USE ONLY.)

TO

20 B

FROM

A bomb bay.

Originator's Number

IN 3

Date

28

In Reply to Number

-

S.L.

crossed

2210

has

THIS MESSAGE MAY BE SENT **AS WRITTEN**  
BY ANY MEANS: **\*(EXCEPT)** WIRELESS

SIGNATURE

\* ORIGINATOR MAY DELETE "EXCEPT" AND  
INSERT "INCLUDING."

THIS MESSAGE MUST BE SENT **IN CYPHER**  
IF LIABLE TO INTERCEPTION OR TO FALL  
INTO ENEMY HANDS.

SIGNATURE

ORIGINATOR'S INSTRUCTIONS  
DEGREE OF PRIORITY

TIME OF ORIGIN

2215

(BELOW THIS LINE IS FOR SIGNALS USE ONLY.)

SYSTEM IN	TIME IN	READER	SENDER	SYSTEM OUT	TIME OUT	READER	SENDER	SYSTEM OUT	TIME OUT	READER	SENDER

**T.H.I.**

**T.O.R.**



# MESSAGE FORM

**CALL  
AND  
INSTRUC-  
TIONS.**

IN

OUT

No. of Groups  
**GR.**

Serial No.

OFFICE DATE STAMP

(ABOVE THIS LINE IS FOR SIGNALS USE ONLY.)

TO

*206*

FROM

*A bomb bay*

Originator's Number

*IW 4*

Date

*28*

In Reply to Number

*-*

*objective gained*

*1030 chng*

*new*

*consolidating*

THIS MESSAGE MAY BE SENT **AS WRITTEN**  
BY ANY MEANS: ☒ (EXCEPT) ☐ WIRELESS

SIGNATURE

\* ORIGINATOR MAY DELETE "EXCEPT" AND  
INSERT "INCLUDING."

THIS MESSAGE MUST BE SENT **IN CYPHER**  
IF LIABLE TO INTERCEPTION OR TO FALL  
INTO ENEMY HANDS.

SIGNATURE

ORIGINATOR'S INSTRUCTIONS  
DEGREE OF PRIORITY

TIME OF ORIGIN

*1035*

(BELOW THIS LINE IS FOR SIGNALS USE ONLY.)

SYSTEM IN	TIME IN	READER	SENDER	SYSTEM OUT	TIME OUT	READER	SENDER	SYSTEM OUT	TIME OUT	READER	SENDER

**T.H.I.**

**T.O.R.**



MESSAGE FORM

CALL AND INSTRUCTIONS.	IN	No. of Groups GR.	Serial No. OFFICE DATE STAMP
	OUT		

(ABOVE THIS LINE IS FOR SIGNALS USE ONLY.)

TO	20 B				
FROM	A camp boy.	Originator's Number TW5	Date 28	In Reply to Number -	
exercise	ended	2240	hrs	returning	to
bio	area				

THIS MESSAGE MAY BE SENT <b>AS WRITTEN</b> BY ANY MEANS: <b>(EXCEPT)</b> WIRELESS				THIS MESSAGE MUST BE SENT <b>IN CYPHER</b> IF LIABLE TO INTERCEPTION OR TO FALL INTO ENEMY HANDS.				ORIGINATOR'S INSTRUCTIONS DEGREE OF PRIORITY				TIME OF ORIGIN 2245	
SIGNATURE * ORIGINATOR MAY DELETE "EXCEPT" AND INSERT "INCLUDING."				SIGNATURE				(BELOW THIS LINE IS FOR SIGNALS USE ONLY.)				T.H.I.	
												T.O.R.	
SYSTEM IN	TIME IN	READER	SENDER	SYSTEM OUT	TIME OUT	READER	SENDER	SYSTEM OUT	TIME OUT	READER	SENDER		



1.0  
/

20 AUST INF BN.


SEC. TRAINING.

PERIOD 5/6 APRIL 1943.

DAY	DATE	TIME	SUBJECT	REF	LOCATION.
1.	5 April 43	0900/1215	Fire & Movement	REF 33 INT	Vic of Camp Area
		1330/1630	Tactical siting of weapons. ILC A/Tk Rifle.	SAT Vol 1 Ph 4 & 5	" " "
2	6 April 1943.	0900/1215	M.R. Exercise. Use of Map & Ground	M.R. & F3	Location to be arranged.
		1330/1430	C.A.B. Discussion	C.A.B.	Lecture Hut
		1430/1630	Verbal Order, Battle Procedure	I.M.R. 23	" "

LEAVE 7/13 April 1943.

On the afternoon of the 5 April '43 a Bde Swimming Carnival will be held at West Maitland swimming baths. Personnel participating in this carnival will proceed as arranged.

 Lieut.  
(J. M. R.) A. Adjt  
20 Aust Inf Bn.



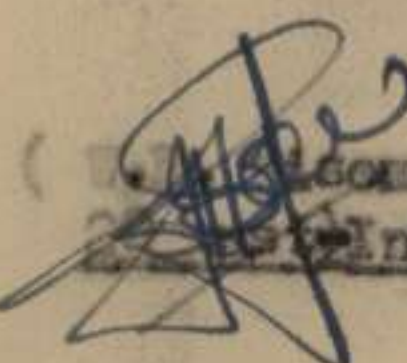
SUBJECT:-: OUTLINE TRAINING PROGRAMME. 31 March 43 -- 12 APRIL 43.

NOTES. 31 March 43 - 4 April 43 available for training.  
 5 - 12 April 43. Tentative Leave dates for 20 Bn. Therefore Training Period  
 50 % Unit Engaged Maintenance 31 March - 1 April Tng. 2-4 April.  
 50 % " " Training " " " Maintenance 2-4 April.  
 Rest Day. 3 April 43.

DATE.	SUBJECT.	REFERENCE.
31 March 1 April.	Sec Tng.	M.T.P. 33x I.T. Supplement. Minor Tactics.
2 April	Sec. Tng.	do
3 April	REST DAY.	
4 April	Sec. Tng.	do
5-12 April.	Unit on Leave,	

Officers Tng. Period 31 March - 4 April 43.

Offrs surplus to Tng requirements will be occupied in preparation of  
 T.E.W.T.S. & Exercise in readiness for Biv. Period 15 - 25 April 43.

(  ) Capt.  
 ( W. A. Gorman ) Adjt.  
 20 Aust-Inf-Bn.



## NOTES:-SPECIALISTS:-

I SEC  
MORTARS  
CARRIERS  
SIGS.  
TPT

On own syllabus and maintenance.

## 2. Remainder of 20 Bn personnel divided as follows:-

50% duties 5 - 7 April. Trg 8 - 10 April  
50% Trg 5 - 7 " Duties 8 - 10 April.

## 3. NIGHT TRAINING.

2000-2230 6 April. Pictures & Lecture. (Life in N.G. Papua & Pacific Islands) Methodist Hall, Charles St. West Maitland.

1900-2200 8 April Coy night attack.

1900-2100 10 April A & R Boat Crossing & improvised means.  
Paterson Sq 5257.

DAY	DATE	TIME	SUBJECT	REFERENCE	LOCATION.
1 & 4	April 5 & 8	0900/0945 0950/1215 1230/1330 1400/1630	Notes on Trg in Methods of Deception. Fieldcraft. Sec Formation & Battle Drill Lunch Section as a patrol.	ATM 16 Appx A " 19 Sec 18 IT supplement 1941	Rutherford
2 & 5	6/9	0900/0945 0950/1215 1230/1330 1400/1630	Pl Drill Pl in defense in locality in Mobile warfare. Pl in defence of a bridge. Lunch Pl in attack.	ATM 6 Appx A Sec 3 IT supplement 1941 Part 2	
3 & 6	7/10	0900/1630	Coy exercise emphasising Battle Drill & formations	ATM 6 Appx A Sec 4 " 6 Para 18	
7	11		REST DAY		

Sgd W.B. WISEMAN Adjt  
20 AUST INF BN



## NOTES:-SPECIALISTS:-

I SEC

MORTARS

CARRIERS

SIGS.

TPT

On own syllabus and maintenance.

## 2. Remainder of 20 Bn personnel divided as follows:-

50% duties 5 - 7 April. Trg 8 - 10 April

50% Trg 5 - 7 " Duties 8 - 10 April.

## 3. NIGHT TRAINING.

2000-2230 6 April. Pictures &amp; Lecture. (Life in N.G. Papua &amp; Pacific Islands) Methodist Hall, Charles St. West Maitland.

1900-2200 8 April Coy night attack.

1900-2100 10 April A & R Boat Crossing & improvised means.  
Petersen Sq 5257.

DAY	DATE	TIME	SUBJECT	REFERENCE	LOCATION.
1 & 4	April 5 & 8	0900/0945	Notes on Trg in Methods of Deception.	AIM 16 Appx A	Rutherford
		0950/1215	Fieldcraft. Sec Formation & Battle Drill	" 19 Sec 18	
		1230/1330	Lunch		
		1400/1630	Section as a patrol.	IT supplement 1941	
2 & 5	6/9	0900/0945	Pl Drill	AIM 6 Appx A Sec 3	
		0950/1215	Pl in defense in locality in Mobile warfare. Pl in defense of a bridge.	IT supplement 1941 Part 2	
		1230/1330	Lunch		
		1400/1630	Pl in attack.		
3 & 6	7/10	0900/1630	Coy exercise emphasising Battle Drill & Formations	AIM 6 Appx A Sec 4 " 6 Para 18	
5 7	11		REST DAY		

Sgt W.F. WISEMAN Adjt  
20 AUST INF BN



20 AUST INF BN.

TRAINING SYLLABUS 5/11/APRIL 1943.

NOTES:-SPECIALISTS:- I SEC  
MORTARS }  
CARRIERS } On own syllabus and maintenance.  
SIGS. }  
TFT }

2. Remainder of 20 Bn personnel divided as follows:-

50% duties 5 - 7 April. Trg 8 - 10 April  
50% Trg 5 - 7 " Duties 8 - 10 April.

3. NIGHT TRAINING.

2000-2230 6 April. Pictures & Lecture. (Life in N.G. Papua & Pacific Islands) Methodist Hall, Charles St. West Maitland.

1900-2200 8 April Coy night attack.

1900-2100 10 April A & R Boat Crossing & improvised means.  
Paterson Sq 5257.

DAY	DATE	TIME	SUBJECT	REFERENCE	LOCATION.
1 & 4	April 5 & 8	0900/0945	Notes on Trg in Methods of Deception.	ATM 16 Appx A	Rutherford
		0950/1215	Fieldcraft. Sec Formation & Battle Drill	" 19 Sec 18	
		1230/1330	Lunch		
		1400/1630	Section as a patrol.	IT supplement 1941	
2 & 5	6/9	0900/0945	Pl Drill	ATM 6 Appx A Sec 3	
		0950/1215	Pl in defense in locality in Mobile warfare. Pl in defence of a bridge.	IT supplement 1941 Part 2	
		1230/1330	Lunch		
		1400/1630	Pl in attack.		
3 & 6	7/10	0900/1630	Coy exercise emphasising Battle Drill & formations	ATM 6 Appx A Sec 4 " 6 Para 18	
5 7	11		REST DAY		

Sgd W.E. WISEMAN Adjt  
20 AUST INF BN



20 AUGUST INF BN.  
OUT TRAINING RANGE 12/13 APRIL 1943.

DAY	DATE	TIME	Serial	SUBJECT.	REPORT NO.	LOCATION
1	12 April 43	0900/1400 1400/2359	1 2	Field Firing Ex. Coy in attack. Coy in mobile defense & Defense of Bridge.	REP 50 Sec 6 IT Supplement 124.1 Ex 6	Patterson 55765/585 627678
2	13 "	0900/1200 1330/2000	3 4 5	Coy as mobile adv guard Coy in defense (holding line river) Coy in Night River crossing & consolidation & Formation	REP 23 Part VIII Sec 2	Vic Lyndell Terrace
3	14 "	1000 14 Apr. 1000 15 Apr.	6	Coy in 24 hr Def. Williamson aerodrome.	IT 1937. REP 50 Sec 7	Williamstown.
4	15 "	1000/1300 1400/1600 1630/1730 1900/2359	7 8	Coy as adv Gd (beh route) Divousc Area Swim Pde Leave night.	IT. FOR	vi Lyndell/Stockton. Lewerth 752273
5	16 "	0700/2359		REST DAY.		
6	17 "	0900/1630 " "	9 10	Range. Unit Competition. 10 Mile Run. Observation Try	REP 16. Apr 2	Adams Range
7	18 "	0900/1630 1900/2200	11	Siting & construction Weapon Pits & Barbed Coy night attack.		Area to be selected
8	19 "	0900/1630 1830/2359	12	Range. Unit competition. lectures knots and lashings. First Aid (Capt Stannan) Leave night	REP 16 Apr 2	Adams Range.
9	20 "			REST DAY		
10	21 "	0900/1630		Coy in attack		Area to be selected.
11	22 "	0900/1400		Break Div- Return to Southford.		

NOTE:- (1) Day 1-4 will be co-ordinated as a continuous Tactical Test Exercise with object of Try the Composite Coy in a Mobile Role.  
(2) Try during this period Day 1-4 will be Rth of Hunter River with object of familiarising tps with terrain in this area and preparing for operational eventualities.

Sgt J.F. HENSON) Adjt

20 AUGUST INF BN



20 AUST INF BN.  
COY TRAINING PROGRAMME 12/22/APRIL 1945.

DAY	DATE	TIME	Serial	SUBJECT.	REFERENCE	LOCATION
1	12 April 43	0900/1400 1400/2359	1 2	Field Firing Exs. Coy in attack. Coy in mobile defense & Defence of Bridge.	MTP 50 Sec 6 IT Supplement 1941 Ex 6	Patterson Sq 5765/5865 627678
2	13 "	0900/1200 1330/2000	3 4 5	Coy as mobile adv guard Coy in defence (Holding line river) Coy in Night River crossing & consolidation & Formation	MTP 23 Part viii Sec 2	Vic Raymond Terrace " " "
3	14 "	1000 14 Apr. 6 1000 15 Apr.	6	Coy in 24 hr Def. Williamstown Aerodrome.	IT1937. MTP 50 Sec 7	Williamstown.
4	15 "	1000/1300 1400/1600 1630/1730 1900/2359	7 8	Coy as adv Gd (Mch route) Bivouac Advn Swim Pde Leave night.	IT. FSR	Williamstown/Stookton. Merewether 752273
5	16 "	0700/2359		REST DAY.		
6	17 "	0900/1630 " "	9 10	Range. Unit Competition. 10 Rds Snap. Observation Trg	ATM 16. Appx 2	Adamstown Range
7	18 "	0900/1630 1900/2200	11	Siting & construction Weapon Pits & Bunkers Coy night attack.		Area to be selected
8	19 "	0900/1630 1830/2359	12	Range. Unit competition. Lectures Knots and Lashings. First Aid (Sgt Sherman) Leave night	ATM 16 Appx B	Adamstown Range.
9	20 "			REST DAY		
10	21 "	0900/1630		Coy in attack		Area to be selected.
11	22 "	0900/1400		Break Biv- Return to Ruth erford. .....		

NOTE:- (1) Day 1-4 will be co-ordinated as a continuous Tactical Test Exercise with object of Trg the Composite Coy in a Mobile Role.  
(2) Trg during this period Day 1-4 will be Nth of Hunter River with object of Familiarising tps with terrain in this area and preparing for operational eventualities.

Sgd .W.F. WISEMAN) Adjt

20 AUST INF BN



20 AUST INF BN.  
COY TRAINING PROGRAMME 12/22/APRIL 1943.

DATE & SERIAL	DATE	TIME	Serial	SUBJECT.	REFERENCE	LOCATION
DAY 1	12 April 43	0900/1400 1400/2359	1 2	Field Firing Exs. Coy in attack. Coy in mobile defence & Defence of Bridge.	MTP 50 Sec 6 IT Supplement 1941 Ex 6	Patterson Sq 5765/5865 627678
2	13 "	0900/1200 1330/2000	3 4 5	Coy as mobile adv guard Coy in defence (Holding line river) Coy in Night River crossing & consolidation & Formation	MTP 23 Part viii Sec 2	Vic Raymond Terrace " " "
3	14 "	1000 14 Apr. 6 1000 15 Apr.	6	Coy in 24 hr Def. Williamstown Aerodrome.	IT1937. MTP 50 Sec 7	Williamstown.
4	15 "	1000/1300 1400/1600 1630/1730 1900/2359	7 8	Coy as adv Gd (Mch route) Bivouac Admn Swim Pde Leave night.	IT. FSR	Williamstown/Stockton. Merewether 752273
5	16 "	0700/2359		REST DAY.		
6	17 "	0900/1630 " "	9 10	Range. Unit Competition. 10 Rds Snap. Observation Trg	ATM 16. Appx 2	Adamstown Range
7	18 "	0900/1630 1900/2200	11	Siting & construction Weapon Pits & Bunkers Coy night attack.		Area to be selected
8	19 "	0900/1630 1830/2359	12	Range. Unit competition. Lectures Knots and Lashings. First Aid (Sgt Sherman) Leave night REST DAY	ATM 16 Appx B	Adamstown Range.
9	20 "					
10	21 "	0900/1630		Coy in attack		Area to be selected.
11	22 "	0900/1400		Break Biv- Return to Ruthersford. .....		

NOTE:- (1) Day 1-4 will be co-ordinated as a continuous Tactical Test Exercise with object of Trg the Composite Coy in a Mobile Role.  
(2) Trg during this period Day 1-4 will be Nth of Hunter River with object of Familiarising tps with terrain in this area and preparing for operational eventualities.

Sgd .W.F. WISEMAN) Adjt

20 AUST INF BN



20 AUST INF BN TACTICAL EXERCISE NO. 1.

SUBJECT:- COY IN ATTACK.

Ref Maps:- PATERSON 1" - 1 Mile

Date 12 April 43

1. 20 Aust Inf Bn exercise No. 1 will take place on 12 April 1943 under the direction of Lt.Col. F. J. ...
2. TPS TAKING PART:- A Comp Coy  
1 Sec Carriers  
1 Det Mortars.
3. ASSEMBLY:- Coy will be prepared to leave RUTHERFORD CAMP at 30 mins notice.
4. ENEMY REPRESENTATION:- Each man represented by a roof tile and/or dummy.
5. UMPIRES:-  

Chief Umpire	Capt R. B. Matthews
Coy H.Q.	" E.L. Goldsmith
1 Pl	Lieut J. T. Davidson
2 Pl	" L. O'Brien
3 Pl	" J.A. Miller
Support Weapons	" S. Mayne.

6. CONFERENCES.

DATE & TIME	PLACE	ATTENDED BY	PURPOSE
10 Apr, 14.00	Rutherford	Director & Umpires	Co-ordination
12 April			
Before Ex.	Paterson Range	" " "	Final Discussion
After Ex	" "	All tps taking part.	Discussion of exercise.

7. REPRESENTATION OF FIRE.

Ball amn. will be used.

8. SCALE OF ISSUE AMN.

20 rds S.A.A. per rifleman.  
60 " " " L.M.G.  
1 belt " " L.M.G.  
2 mags per S.L.G.  
Mortar Amn as available.

9. NEUTRAL SIGS. Exercise will stop on series of short blasts on whistle.

10. DRESS AND EQUIPMENT. As laid down by A Comp Coy standing orders.

11. MESSING. To be arranged by O.C. "A" Comp Coy.

12. TRANSPORT. As per Comp C.S.O's.

M.C's for director and umpire.

13. SPECIAL INSTRUCTIONS. (a) FIRE. Fire fighting eqpt. will be carried during the exercise and normal precautions taken.

(b) OUT OF BOUNDS. Homesteads and cultivated lands.

(c) FENCES. Any cut or broken fences must be reported at end of exercise for repair by Pioneer Pl.

(d) MEDICAL. SBs move with Coy. First Aid outfits will be carried.

(e) SAFETY PRECAUTIONS. Safety Offrs will move with each sec to ensure that all necessary precautions are taken when Ball amn is used and also to observe safety angles.

14. EXERCISE ENDS. 1200 hrs



## REPORT.

Ref Maps:- PATERSON 1" to 1 mile.

1. OBJECT:- To exercise the Coy in attack.

2. LESSONS:- (A) A determined advance under supporting fire from mortars and M.G.'s will enable the Coy to reach its objective.  
(B) Small arms fire cannot hold up adv if use is made of natural cover.  
(C) Quick action is necessary to meet a threat from any direction.

3. NARRATIVE.

(A) ENTRY:- On 2-3 day an enemy convey was located 250 miles SE of LORD HOWE ISLAND, steering due WEST. By 1800 hrs of that day the convey has reached a point 100 miles SOUTH of LORD HOWE ISLAND still steering WEST.

(B) ON TROOPS:- Forces in the MINDANAO area were immediately mobilised and disposed as follows:-

18 Comp Bn area NORTH of SOUTH CHINA L to excl PORT ST JAMES.

20 Comp Bn incl SOUTH CHINA L to incl PORT ST JAMES.

28 Comp Bn mobile res. EAST of MINDANAO.

During 1-2 day, enemy were located by our aircraft and by 1800 hrs the convey had reached a point 400 miles EAST of MINDANAO.

On 3-4 day the enemy continued to steer WEST, suffering heavy losses from our sustained air attacks, and by 1800 hrs on that day were 150 miles EAST of MINDANAO.

On early morning of 5 day the enemy were able to make a number of small landings from MINDANAO NORTH to MINDANAO SOUTH, in bodies of approx 50 men, armed with rifles, I.L.G.s., I.L.G.s., mortars and Grenades. In most cases the enemy were able to penetrate inland and establish themselves, thus creating a static position between themselves and forward Bn's.

4. EXERCISE.

At 1800 hrs a telephone message was received from PATERSON to the effect that a body of approx 200 paratps had been dropped in vic sq 5665. C.O. 28 Comp Bn was ordered to move out immediately and destroy paratps, and issued the following order.

Ref map PATERSON 1 inch - 1 mile. Enemy paratps occupy high ground sq 5665, Bn will destroy paratps. RV 0 sq Copse 58564. hrs. Ass. Area timber sq 6004. Bn H. 60064 route out via BULWARRA - MINDANAO SIDING.

.....



FORECAST OF EVENTS.

EXERCISE SECRET.

REF MAPS.      PATERSON 1 in to 1 ml.

DATE.      12 Apr 43.

<u>APPROX TIME.</u>	<u>SITUATION.</u>	<u>ACTION OF ENEMY.</u>	<u>INSTRUCTIONS TO UMPIRES.</u>
Z-97	Coy Comd receives Warning Order in Camp.		Note whether Warning Order is passed down to Sub Comds and Orders for move.
Z-82	Coy moves out of camp to Assy area. O.C. to R.V., O Gp.		Note method of movement.
Z-47	Director issues O.O. to O.C.		
Z-37	O.C. commences Recce.		Note Warning Order, whether O.C. plans recce.
Z-27	Coy Comd O.O. to O Gp.		Sequence, delivery, etc.
Z-20	Pl Comd commences Recce.		
Z-15	Pl Comd O.O.		Sequence etc.
Z-10	Sec leaders orders to sec and move to S.L.		Do tps know what is happening? Watch sec control.
Z	Fwd tps cross S.L.		Sec formations and control, do not allow secs to open fire unless safety angle is sufficient
Z+1	Fwd tps fired on by enemy fwd posns.	Enemy represented by red tiles and sandbag dummies.	Paint picture of enemy action. Note quick action of Pl and Sec Comds, accuracy of fire and fire control order.
Z+6	Enemy fwd posns captured.		Note control on gaining success.
Z+9	Fwd tps fired on by main enemy posns.		Put Comds in picture. Watch for control during battle. Be very careful re safety angles.
Z+39	Coy gains objective.		Note method of reorganisation and consolidation, also exploitation.
Z+60	Conference all ranks on obj. re exercise.		Previous conference with director.



D.S. NOTES.

1. ENEMY DISPOSITIONS. Two secs fwd, M.G. post and six sec posts farther back sighted tactically as per D.S. sketch.
2. SPECTATORS. On Knoll 150 then follow SOUTH side of fence behind attacking Coy.
3. OUTLINE PLAN.  
REF SKETCH APPENDED. Enlargement M.S. Sheet PATERSON.  
VIEWPOINT. WEST of Knoll 250, 300 yds.

O. O.

- TOPOGRAPHY. To be pointed out on ground.
- INFM. Enemy strength approx 200 located on fwd slopes of bushy ridge. M.M.G. located at head of re-entrant on right of ridge.
- INTENTION. 28 Comp Bn will capture Bushy Ridge and destroy enemy.
- METHOD. A Coy right, objective right half of ridge.  
B Coy left, objective left half of ridge.  
Inter Coy bdy, fence along spur.  
Res. C Coy move behind B Coy role exploitation.  
Start line fence.  
Z. .... hrs.  
Limit of exploitation creek on other side of obj.  
Mortars 1 det under cmd each Coy.  
Carriers 1 sec under cmd each Coy fwd Coys to use carriers as outer flank protection.
- ADM. As per Standing Orders.
- INTERCOMN. Bn H.Q. with C Coy during attack, on success will move to creek 579655.  
Intercomn by runner.  
Time now is .... hrs.
- Any questions?



20 AUST INF BN TACTICAL EXERCISE NO. 2.

SUBJECT: COY IN BRIDGE DEFENCE.

REF MAPS. PATERSON 1 in to 1 ml.

DATE. 12 Apr 43.

1. 20 Bn Exercise No 2 will take place on 12 Apr 43 under the direction of Lieut Col F.B. WADE.
2. TPS TAKING PART. A Comp Coy.  
One Sec Carriers.  
One Det Mortars.
3. ASSEMBLY. Messing area on range, PATERSON, at termination of Tactical Exercise No 1.
4. ENEMY REPRESENTATION. During exercise at night a number of umpires and spare offrs will be detached to act as enemy.
5. UMPIRES. Chief Umpire - Capt J. MOORCROFT.  
No 1 Pl - Capt R. MATTHEWS. No 2 Pl - Lieut SHAW.  
Carriers, Mortars, Coy H.Q. - Lieuts MAYNE, DAVIDSON, MILLER.
6. CONFERENCES.

DATE & TIME	PLACE.	ATTENDED BY.	PURPOSE.
2/4/43 1300 hrs.	Messing Area, PATERSON RANGE.	All Umpires, spare offrs.	Final check on all details.
13/4/43 0830 hrs.	Vic BR PATERSON.	do.	Reports to Chief Umpire.
13/4/43 0900 hrs.		All ranks.	Discussion, criticism of exercise.
7. REPRESENTATION OF FIRE. Rifle: Blank. L.M.G.: Improvised Rattle.
8. SCALE OF ISSUE AMN. Blank S.A.A. and other pyrotechnics issued as available, preference to enemy.
9. NEUTRAL SIGS. A series of long blasts on whistle will stop exercise, short blasts to carry on.
10. DRESS AND EQUIPMENT. As per Coy S.Os. less ball amn.
11. MESSING. To be part of exercise. Umpires and spare offrs eat with Comp Coy.
12. TRANSPORT. Coy tpt as per Coy S.Os.  
One 15-cwt truck and M/Cs for Umpires as required.
13. SPECIAL INSTRUCTIONS.
  - (a) FIRE. Fire fighting eqpt will be carried throughout exercise. All precautions will be taken against the outbreak of fire.
  - (b) OUT OF BOUNDS. All homesteads and cultivated lands are out of bounds.
  - (c) FENCES. Fences will NOT be cut or damaged in any way unless absolutely necessary, and then same must be immediately reported to Coy H.Q. for repairs.
  - (d) MEDICAL. S.Bs. will carry First Aid Kits and move with the Coy.
14. EXERCISE ENDS 0730 hrs.



INFORMATION.

REF MAPS.

PATERSON 1 in to 1 ml.

1. OBJECT. To exercise Coy in defence of a bridge by day and by night.

2. LESSONS. (a) All round defence.  
(b) Active patrolling.  
(c) Vigilance of sentries by night.

3. NARRATIVE. (a) ENEMY.

At ..... hrs word came through that  
150 paratps had been dropped vic Sq 6761.

(b) OWN TPS.

Brig ordered C.O. 28 Comp Bn to secure  
crossing over PATERSON RIVER.

C.O. decided to send A Coy to PATERSON,  
B Coy to WOODVILLE and C Coy to HINTON.

4. EXERCISE. Defence of PATERSON BRIDGE by A Coy.



EXERCISE SECRET.

FORECAST OF EVENTS.

REF MAPS. PATERSON 1 in to 1 ml.

DATE. 12 Apr 43.

<u>APPROX TIME.</u>	<u>SITUATION.</u>	<u>ACTION BY ENEMY.</u>	<u>INSTRUCTIONS TO UMPIRES.</u>
Z	Message handed to O.C. Coy.	Nil.	Note orders for move.
Z + 5	Coy moves out.	"	Method of movement, control.
Z + 25	Coy arrives A.A. Coy Comd orders.	"	Adm at A.A. Orders.
Z + 45	Tps in position.	"	Procedure. Test weapon and secs sighting, all round defence, discipline etc. Do tps know tasks of secs, Pl and Coy H.Q.?
Z + 60	Conference all umpires, spare offrs.	"	Note weaknesses in defence, and be prepared to make report to Chief Umpire.
During Night.	Enemy activity.		As per D.S. Notes.



EXERCISE SECRET.

D.S. NOTES.

1. ENEMY DISPOSITIONS.

Enemy patrols, as per enemy comd's decisions.

2. SPECTATORS.

Nil.

3. OUTLINE PLAN.

A number of umpires and spare offrs will move out during night, to test sec posns, vigilance of sentries.

REF SKETCH APPENDED.

Bridge Area, FATERSON.

VIEWPOINT.

Nil.



20 AUST INF BN TACTICAL EXERCISE NO. 4

SUBJECT:- DEFENCE OF AIRFIELD.

Ref Maps:- Paterson)  
Newcastle) 1" to 1 Mile.

Date:- ~~14~~ April 1943

1. 20 Bn exercise No. 4 will take place on 14 April 43 under the direction of Lt/Col F.B. Wade.

2. TPS TAKING PART:- A Comp Coy  
1 Det Mortars  
1 Sec Carriers.

3. ASSEMBLY:- Vic SEAHAM after exercise No. 3

4. ENEMY REPRESENTATION:- Nil

5. UMPIRES:- As per exercise No. 3

6. CONFERENCES:-

DATE & TIME	PLACE	ATTENDED BY	PURPOSE.
0900hrs 15/4/43	Airfield	All umpires	Discussion of Exercise
0930 " 15/4/43	"	All ranks	Criticism & discussion.

7/ REPRESENTATION OF FIRE. BALL Amn will be issued on taking over defence of airfield.

8. SCALE OF ISSUE AMN. As per Coy Standing orders.

9. NEUTRAL SIGS. Nil

10. DRESS & EQUIPMENT. As per Coy Standing Orders.

11. MESSING:- Coy arrangements.

12. TRANSPORT, Coy Tpt. M/Cs for umpires.

13. SPECIAL INSTRUCTIONS. (a) FIRE:- All precautions will be taken against out break of fire & fire fighting impliments will be carried.  
(b) OUT OF BOUNDS:- All cultivated fields etc.  
(c) FENCES:- Fences will not be damaged.  
(d) MEDICAL:- S.Bs with First Aid kits will be with the Coy.

14. EXERCISE ENDS:- 1000 hrs 15/4/43.



20 AUST INF BN TACTICAL EXERCISE NO. 4

SUBJECT:- DEFENCE OF AIRFIELD.

Ref Maps:- Paterson)  
Newcastle) 1" to 1 Mile.

Date:- 14 April 1943

1. 20 Bn exercise No. 4 will take place on 14 April 43 under the direction of Lt/Col F.B. Wade.

2. TPS TAKING PART:- A Comp Coy  
1 Det Mortars  
1 Sec Carriers.

3. ASSEMBLY:- Vic SEAHAM after exercise No. 3

4. ENEMY REPRESENTATION:- Nil

5. UMPIRES:- As per exercise No. 3

6. CONFERENCES:-

DATE & TIME	PLACE	ATTENDED BY	PURPOSE.
0900hrs 15/4/43	Airfield	All umpires	Discussion of Exercise
0930 " 15/4/43	"	All ranks	Criticism & discussion.

7/ REPRESENTATION OF FIRE. BALL Amn will be issued on taking over defence of airfield.

8. SCALE OF ISSUE AMN. As per Coy Standing orders.

9. NEUTRAL SIGS. Nil

10. DRESS & EQUIPMENT. As per Coy Standing Orders.

11. MESSING:- Coy arrangements.

12. TRANSPORT, Coy Tpt. M/Cs for umpires.

13. SPECIAL INSTRUCTIONS. (a) FIRE:- All precautions will be taken against out bounds of fire & fire fighting implements will be carried.

(b) OUT OF BOUNDS:- All cultivated fields etc.

(c) FENCES:- Fences will not be damaged.

(d) MEDICAL:- S.Bs with First Aid kits will be with the Coys.

14. EXERCISE ENDS:- 1000 hrs 15/4/43.



# 20 AUST INF BN TACTICAL EXERCISE NO. 3.

SUBJECT: COY AS ADV GUARD DEFENCE OF RIVER LINE & OPPOSED RIVER CROSSING.

Ref Maps: PATERSON 1 in to 1 ml.

Date: 13/14 Apr 43.

1. 20 Bn Exercise No 3 will take place on 13/14 Apr 43 under the direction of Lieut Col F.B. WADE.
2. TPS TAKING PART. "A" Comp Coy.  
1 Sec Carriers.  
1 Det Mortars.
3. ASSEMBLY. Continuation of Exercise No 2 from PATERSON.
4. ENEMY REPRESENTATION. Lieut L. O'BRIEN will be O.C. Enemy with 4 O.Rs. drawn from H.Q. Coy and will act as per instructions from D.S. notes.
5. UMPIRES. Chief Umpire: Capt MOORCROFT.  
1 Pl: Capt MATTHEWS. 2 Pl: Lieut DAVIDSON.  
3 Pl: Lieut MILLER. Carriers: Lieut MAYNE.  
Mortars: Lieut SHAW.

## 6. CONFERENCES.

DATE & TIME	PLACE.	ATTENDED BY.	PURPOSE.
1000 hrs 13 Apr 43	PATERSON BRIDGE Area.	All Umpires & O.C. Enemy.	Final check on details exercise
0900 hrs 14 Apr 43	RD 764611	" "	Reports to Chief Umpire.
0930 hrs 14 Apr 43	RD 764611	All ranks.	Criticism and discuss exercise

7. REPRESENTATION OF FIRE. Rifle: Blank. L.M.G.: Rattle.  
O.C. Enemy use any other improvised Pyrotechnics.
8. SCALE OF ISSUE AMN. Enemy: Blanks, 20 rds per man, other Pyrotechnics as available.  
Tps Taking Part: As available.
9. NEUTRAL SIGS. Exercise stops - series of long blasts.  
Carry On - Series of short blasts.
10. DRESS & EQUIPMENT. As per Coy Standing Orders less Ball Ammo.
11. MESSING. Coy arrangements as part of exercise. Umpires etc eat with Comp Coy.
12. TRANSPORT. Coy Tpt as per Coy Standing Orders.  
Enemy 1 15 cwt truck, M/C for Umpires as required.
13. SPECIAL INSTRUCTIONS.
  - (a) FIRE: Fire fighting eqpt will be carried throughout exercise. All precautions will be taken against the outbreak of fire.
  - (b) OUT OF BOUNDS: All homesteads and cultivated lands are out of bounds.
  - (c) FENCES: Fences will NOT be cut or damaged in any way unless absolutely necessary, and then same must be immediately notified to Coy H.Q. for repairs.
  - (c) MEDICAL: S.Bs. will carry First Aid Kits and move with Coy.
14. EXERCISE ENDS 0600 hrs.



INFORMATION.

REF MAPS. PATERSON 1 in to 1 ml.

1. OBJECT. To exercise Coy in the following:-  
Coy as Adv Guard.  
Defence of River Line.  
Opposed River Crossing by improvised means.
2. LESSONS. (A) The Adv Guard must act **BOLDLY** and **HEDDILY** so as NOT to retard the momentum of adv of the Main Body.  
(B) In defence along a River Line fwd tps should be in such a position that they can cover opposite bank and water surface, by small arms fire and have close observation of the whole obstacle.  
(C) In an opposed River Crossing a Bridgehead must be formed large enough to enable the Main Body to cross with a minimum of delay and casualties.
3. NARRATIVE. (1) During night of D day, enemy paratps attempted xings along PATERSON RIVER, but on finding our tps in position withdrew SE along RD PATERSON - HINTON.  
C.O. 28 Comp Bn was ordered to adv to SEAHAM and secure the PUNT. He decides to adv with "A" Comp Coy as adv gd, route via RD JUNG 659599 to SEAHAM.

EXERCISE. The Adv Gd Coy.

- (2) During the adv, the adv gd met with isolated opposition along the route and when the Bn reached DEADMAN'S CK a message came through that the enemy had crossed on the SEAHAM Punt and tied it to the other side, and were located in area BURROUEN. A V.D.C. unit recruited from the CLARENCETOWN area had moved SOUTH and occupied the high ground vic SINCLAIR'S HILL, thus preventing the enemy from moving farther EAST.  
28 Comp Bn was ordered to defend the River Line from 760620 to 765606. C.O. decided to defend with 3 Coys fwd, B Coy right, A Coy centre, C Coy left. A Coy responsible for defence from 755603 to 750613.

EXERCISE. The Defence of River Line by "A" Coy.

- (3) At ..... hrs C.O. was ordered to attack that night and destroy the enemy.

He decided to send "A" Coy first to form the Bridgehead, then "B" and "C" Coys.

EXERCISE. The River Crossing and formation of Bridgehead by "A" Comp Coy.



FORECAST OF EVENTS.

EXERCISE SECRET.

REF MAPS. PATERSON 1 in to 1 ml.

DATE. 13/14 Apr 43

<u>APPROX TIME.</u>	<u>SITUATION.</u>	<u>ACTION OF ENEMY.</u>	<u>INSTRUCTIONS TO UMPIRES.</u>
1400 hrs.	Orders to Coy Comd for Adv Gd.	Prepare demolition of BRIDGE GREENWATTLE CK.	Take post.
1015 hrs.	Adv Gd moves off.	do.	Note orders by sub-unit comds, control, etc.
1027 hrs.	Carriers find BRIDGE GREENWATTLE CK demolished.	Prepare M.G. Post. in QUARRY & demolish BR Sq 6860.	Tell fwd carrier GREENWATTLE BR demolished. Note action of Carrier Comd and Coy Comd.
1049 hrs.	Carriers find QUARRY BR demolished. M.G. fires on halted M.T.	Fire on fwd M.T.	Note action of Coy and Carrier Comds.
1510 hrs.	Coy Comd receives message at DEADMAN'S CK.	Retire on Seaham Punt.	Note battle procedure.
1600 hrs.	Coy in defensive posn.	Fire occasional shot when good target appears.	Test sighting of tps & weapons, range cards, method of getting tools fwd and security.
1630 hrs.	Orders to Coy Comd for River Crossing.	do.	Note battle procedure.
During night.	Enemy patrols active.	Patrolling during night.	Test vigilance of enemy during night. Note preparations for River Crossing.
0430 hrs.	Zero for River Crossing.	Fire occasional shot at targets as they appear.	Note method of River Crossing etc.
0500 hrs.	Establishment of Bridgehead by Coy.	Retire. No further action.	Was Bridgehead tactically correct.
0600 hrs.	Discussion of exercise by Umpires.	O.C. Enemy report to Chief Umpire.	Reports to Chief Umpire.



D.S. NOTES.

1. ENEMY DISPOSITIONS.

Demolish WATTLE CK BR, QUARRY BR, M.G. Post in Quarry.

Continuous activity in BURROUEN Area.

2. SPECTATORS.

Nil.

3. OUTLINE PLAN.

Defence of River Line as per narrative.

River Crossing. "A" Coy to form Bridgehead for rest of Bn.

Tpt to be taken over SEAHAM Punt after tps have crossed. No M.T. to pass RD JUNC 742616 before 0600 hrs. Tps will rest on completion of exercise No 2 at PATERSON till 1300 hrs.



20 AUST INF BN TACTICAL EXERCISE NO. 4

SUBJECT:- DEFENCE OF AIRFIELD.

Ref Maps:- Paterson)  
Newcastle) 1" to 1 Mile.

Date:- 14 April 1943

1. 20 Bn exercise No. 4 will take place on 14 April 43 under the direction of Lt/Col F.B. Wade.

2. TPS TAKING PART:- A Comp Coy  
1 Det Mortars  
1 Sec Carriers.

3. ASSEMBLY:- Vic SEAHAM after exercise No. 3

4. ENEMY REPRESENTATION:- Nil

5. UMPIRES:- As per exercise No. 3

6. CONFERENCES:-

DATE & TIME	PLACE	ATTENDED BY	PURPOSE.
0900hrs 15/4/43	Airfield	All umpires	Discussion of Exercise
0930 " 15/4/43	"	All ranks	Criticism & discussion.

7/ REPRESENTATION OF FIRE. BALL Amn will be issued on taking over defence of airfield.

8. SCALE OF ISSUE AMN. As per Coy Standing orders.

9. NEUTRAL SIGS. Nil

10. DRESS & EQUIPMENT. As per Coy Standing Orders.

11. MESSING:- Coy arrangements.

12. TRANSPORT, Coy Tpt. M/Cs for umpires.

13. SPECIAL INSTRUCTIONS. (a) FIRE:-All precautions will be taken against out bounds of fire & fire fighting implements will be carried.  
(b) OUT OF BOUNDS:- All cultivated fields etc.  
(c) FENCES:- Fences will not be damaged.  
(d) MEDICAL:- S.Bs with First Aid kits will be with the Coy.

14. EXERCISE ENDS:- 1000 hrs 15/4/43.



INFORMATION.

Ref Maps:- Paterson 1" - 1 Mile Newcastle 1" to 1 Mile.

1. OBJECT. To exercise the Coy in taking up the defence of an airfield.

The success of the Defence depends on the Fire Plan and a Mobile Reserve therefore:-

2. LESSONS:- (A) Wherever practicable the fire will allow for all round defence of the field.

(B) The following points must be held at all costs:-

1. Bomb dumps
2. Petrol & oil dumps
3. D.F. Station
4. Wireless Station
5. Airfield Hq
6. Hangars & dispersal area.

(c) A mobile reserve must be held to meet a sudden attack from any direction,

3. NARRATIVE:- The attack on night D plus 1 - D plus 2 days was successful.

Early that morning C.O. received word that enemy forces were attacking toward WILLIAMSTOWN along the road from SALT ASH.

He was ordered to send one Coy for close protection of AIRFIELD and two Coys astride road vic OAKFIELD LINE facing North. He decided to send A Coy to AIRFIELD and told O.C. to liaise with C.O. AIRFIELD immediately.

4. EXERCISE:- Coy defence of Airfield.
-



FORECAST OF EVENTS.

REF MAPS :- PATERSON/NEWCASTLE 1"-1 Mile

<u>APPROX TIME</u>	<u>SITUATION</u>	<u>ACTION OF ENEMY</u>	<u>INSTRUCTIONS TO UMPIRES.</u>
0900	Orders issued to Coy Cmd.	Nil	Note Battle Procedure.
0910	Coy Cmd moves off to liaise with C.O. Airfield	"	
1000	Taking over of Airfield defences	"	
During Night	Defence of Airfield	"	Note vigilance of sentries.

D. S. NOTES.1. ENEMY DISPOSITIONS.

Nil

2. SPECTATORS,

Nil

3. OUTLINE PLAN.REF SKETCH APPENDED.

Coy Cmd will liaise with C.O. 4/O, T.U. and take over defence of AIRFIELD providing necessary picquets etc.



20 AUST INF BN EXERCISE NO. 5.

SUBJECT: COY ADV GD ON MARCH ROUTE.

Ref Maps. NEWCASTLE 1 in to 1 ml.

Date. 15 Apr 43.

1. 20 Bn Exercise No 5 will take place on 15 Apr 43 under the direction of Lt Col F.B. WADE.

2. TPS TAKING PART. A Comp Coy.  
One Sec Carriers.  
One Det Mortars.

3. ASSEMBLY. Vic AIRFIELD after Exercise No 4.

4. ENEMY REPRESENTATION. Lieut O'BRIEN will be O.C. Enemy and will be responsible to organise enemy and act as per D.S. notes.

5. UMPIRES. As for Exercise No 3.

6. CONFERENCES.

DATE & TIME.	PLACE.	ATTENDED BY.	PURPOSE.
0930 hrs 15/4/43	AIRFIELD.	All umpires.	Final check up for exercise.
After ex.	Biv area.	" "	Discuss exercise.
" "	" "	All ranks.	" "

7. REPRESENTATION OF FIRE. Rifle: Blanks, and any other means available to O.C. enemy.

8. SCALE OF ISSUE AMN. BLANK. 20 rds per man for enemy. As available for tps being exercised.

9. NEUTRAL SIGS. Succession of long blasts on whistle, exercise to stop. Short blasts carry on.

10. DRESS AND EQUIPMENT. As per Coy S.Cs less ball amn.

11. MESSING. Coy arrangements.

12. TRANSPORT. O.C. Comp Coy will arrange R.V. for tpt vic STOCKTON.

13. SPECIAL INSTRUCTIONS.

(a) FIRE. As in previous exercise.

(b) OUT OF BOUNDS. As in previous exercise.

(c) FENCES. As in previous exercise.

(d) MEDICAL. As in previous exercise.

(e) AMN. O.C. Coy to make sure ball amn is NOT carried.

14. EXERCISE ENDS 1500 hrs.



20 AUST INF BN EXERCISE NO. 5.

SUBJECT: COY ADV GD ON MARCH ROUTE.

Ref Maps. NEWCASTLE 1 in to 1 ml.

Date. 15 Apr 43.

1. 20 Bn Exercise No 5 will take place on 15 Apr 43 under the direction of Lt Col F.B. WADE.

2. TPS TAKING PART. A Comp Coy.  
One Sec Carriers.  
One Det Mortars.

3. ASSEMBLY. Vic AIRFIELD after Exercise No 4.

4. ENEMY REPRESENTATION. Lieut O'BRIEN will be O.C. Enemy and will be responsible to organise enemy and act as per D.S. notes.

5. UMPIRES. As for Exercise No 3.

6. CONFERENCES.

DATE & TIME.	PLACE.	ATTENDED BY.	PURPOSE.
0930 hrs 15/4/43	AIRFIELD.	All umpires.	Final check up for exercise.
After ex.	Biv area.	" "	Discuss exercise.
" "	" "	All ranks.	" "

7. REPRESENTATION OF FIRE. Rifle: Blanks, and any other means available to O.C. enemy.

8. SCALE OF ISSUE AMN. BLANK. 20 rds per man for enemy. As available for tps being exercised.

9. NEUTRAL SIGS. Succession of long blasts on whistle, exercise to stop. Short blasts carry on.

10. DRESS AND EQUIPMENT. As per Coy S.O. less ball amn.

11. MESSING. Coy arrangements.

12. TRANSPORT. O.C. Comp Coy will arrange R.V. for tpt vic STOCKTON.

13. SPECIAL INSTRUCTIONS.

(a) FIRE. As in previous exercise.

(b) OUT OF BOUNDS. As in previous exercise.

(c) FENCES. As in previous exercise.

(d) MEDICAL. As in previous exercise.

(e) AMN. O.C. Coy to make sure ball amn is NOT carried.

14. EXERCISE ENDS 1500 hrs.



20 AUST INF BN EXERCISE NO. 5.

SUBJECT: COY ADV GD ON MARCH ROUTE.

Ref Maps. NEWCASTLE 1 in to 1 ml.

Date. 15 Apr 43.

1. 20 Bn Exercise No 5 will take place on 15 Apr 43 under the direction of Lt Col F.B. WADE.
2. TPS TAKING PART. A Comp Coy.  
One Sec Carriers.  
One Det Mortars.
3. ASSEMBLY. Vic AIRFIELD after Exercise No 4.
4. ENEMY REPRESENTATION. Lieut O'BRIEN will be C.C. Enemy and will be responsible to organise enemy and act as per D.S. notes.
5. UMPIRES. As for Exercise No 3.
6. CONFERENCES.

DATE & TIME.	PLACE.	ATTENDED BY.	PURPOSE.
0930 hrs 15/4/43	AIRFIELD	All umpires.	Final check up for exercise.
After ex.	Biv area	" "	Discuss exercise.
" "	" "	All ranks.	" "
7. REPRESENTATION OF FIRE. Rifle: Blanks, and any other means available to C.C. enemy.
8. SCALE OF ISSUE AMN. BLANK. 20 rds per man for enemy. As available for tps being exercised.
9. NEUTRAL SIGS. Succession of long blasts on whistle, exercise to stop. Short blasts carry on.
10. DRESS AND EQUIPMENT. As per Coy S.Os less ball amn.
11. MESSING. Coy arrangements.
12. TRANSPORT. C.C. Comp Coy will arrange R.V. for tpt vic STOCKTON.
13. SPECIAL INSTRUCTIONS.
  - (a) FIRE. As in previous exercise.
  - (b) OUT OF BOUNDS. As in previous exercise.
  - (c) FENCES. As in previous exercise.
  - (d) MEDICAL. As in previous exercise.
  - (e) AMN. O.C. Coy to make sure ball amn is NOT carried.
14. EXERCISE ENDS 1500 hrs.

*I See*



INFORMATION.

REF MAPS.      NEWCASTLE 1 in to 1 ml.

1. OBJECT.

To exercise coy in adv gd by march route.

2. LESSONS.

- (a) Speed is most essential to maintain momentum of adv of main body.
- (b) Enemy opposition should be dealt with immediately, combining strength with speed.

3. NARRATIVE.

By night of D + 2 day 18 Comp Bn had succeeded in destroying enemy within their area with the exception of some isolated forces in area between WILLIAMTOWN and STOCKTON.

On morning of D + 3 day C.O. 28 Comp Bn was ordered to reinforce 20 Comp Bn and decided to move the Bn on foot along axis of RD WILLIAMTOWN - STOCKTON, and bring tpt fwd on reaching STOCKTON, embuss, and move by M.T. to high ground SOUTH of ADAMSTOWN.

A Coy adv gd, then B and C Coys.

EXERCISE.      Adv gd by A Coy.



EXERCISE SECRET.

FORECAST OF EVENTS.

REF MAPS. NEWCASTLE 1 in to 1 ml.

DATE. 15 Apr 43.

<u>APPROX TIME.</u>	<u>SITUATION.</u>	<u>ACTION OF ENEMY.</u>	<u>INSTRUCTIONS TO UMPIRES.</u>
1000 hrs.	Orders to Coy Comd.	O.C. Enemy will recon route during D + 2 and arrange enemy activity and report to Chief Umpire with plan on evening of that day, before 1800 hrs.	Umpires will report to Chief Umpire 1815 hrs D + 2 day to receive instructions for umpiring on D + 3 day, and plan of C.C. Enemy.
1020 hrs.	Adv Gd moves off.		
1100 hrs.	Adv Gd meets first opposition.		



EXERCISE SECRET.

D.S. NOTES.

1. ENEMY DISPOSITIONS.

To be arranged by O. C. Enemy along RD WILLIAMTOWN - STOCKTON.

2. OUTLINE PLAN.

Exercise to be conducted as adv gd on march route to STOCKTON, thence M.T. move to biv area.



## NARRATIVE.

28 Comp Bn. after having engaged isolated bodies of enemy in and around Raymond Terrace - Williamtown area, re-grouped at Hexham for re-organisation. At 0600 hrs 18 April. 43., C.O. 28 Comp. Bn received a report from V.D.C. units defending B.H.P. Steelworks that several enemy patrols had been sighted during night 17/18 Apr. 43 in area West of Steelworks and North of Mayfield. At 0800/18 a further report was received from a local dairy-man that "hundreds of Japs were up on the abbatoirs cutting putting barbed wire and timber across the road".

Realising the necessity for keeping the Main Northern H'Way open to traffic for urgent operations, C.O., 28 Comp Bn ordered "A" Comp Coy to move to vicinity of abbatoirs via main road and to recce and destroy the reported road block.

## OPENING

### SITUATION.

At 0900/18 a M/C orderly from Carrier Sec reported to O.C. "A" Coy that the leading carrier, when at 729361, had come under fire from a heavy M.G. sited at 731357 and was disabled. The remaining two carriers had at once moved off the road to search the enemy flanks, only to come under fire from H.M.G.'s on high ground West of cutting Sq. 7335. Apart from what appeared to be a section of infantry with the L flank gun, no other opposition could be detected.

O.C. "A" Coy debussed his troops vicinity Radio Stn sq. 7237, made a rapid recce, and at 0920 issued orders to his Pl Comds to attack and secure cutting sq. 7335.

He had decided to attack with two Pls. fwd. 1 Pl. R, 2 Pl. L inter Pl bndy main road incl to 2 Pl; Start line the fence parrallel to and east of Sandgate Rd.; limit of expltn prolongation North of the West bank of abbatoirs lagoon; ZERO to be 1000 hrs. He ordered the mortar det cmd to give observed fire on the three H.L.G. posns.

## EXERCISE.

The attack by 1 Pl.

## 20 AUST INF BN TACTICAL EXERCISE. NO. 6.

### PL. IN ATTACK.

Ref Map NEWCASTLE. 1/63360

1. 20 Aust Inf Bn Tac Ex with tps No. 6 will take place on 18 Apr. 43 commencing at 0830 under the direction of Lt-Col. F.B. Wale.
2. Tps taking part. "A" Comp Coy.  
One sec carriers.  
One det mortars.
3. Assembly. vic Radio Stn sq. 7237.
4. Enemy. Lieut. O'Brien. and 4 personnel. Tasks as per D.S. notes.
5. Umpires. Chief Umpire. Capt. Moorcroft.  
1 Pl. HQ. Lieut. Miller.  
1 Sec " Davidson.  
2 Sec. " Shaw.  
3 Sec. " Mayne.
6. Conferences.

DATE & TIME.	PLACE.	ATTENDED BY.	PURPOSE.
1630/17.	Cutting Sq. 7335	Director & all Umpires.	Umpires Co-ordinating.
1100 hrs.	do.	Director, all umpires all sub-unit comds.	Director's discussion.
1130 hrs.	do.	All tps taking part.	General discussion of exercise.
7. Representation of fire. Blanks for rifle, - Rattle for L.M.G. and H.M.G.  
Fireworks for mortar.
8. Issue of Amn. 20 rds blank for each enemy - 5 rds blanks for tps taking part.
9. Neutral sigs. Flag sigs between umpires for control.
10. Dress and Equip. As Coy S.O.'s less Ball Amn.
11. Messing. By "A" Coy arrangements.
12. Tpt. Normal Coy tpt for A Coy. M/C for chief umpire.
13. Normal precautions as previously promulgated to be observed re fire, fences, private property, cultivations, live stock.
14. Exercise ends. 1050 hrs.



APPROX TIME.	SITUATION.	ACTION OF PARTY.	INSTR TO UMPIRES.
Z - 40	Coy Comd Orders	Prepare position and watch for movement.	Listen to orders etc.
Z - 30	Pl. Comd recon.	Watch for movement.	Note method of recon.
Z - 20	Pl. Comd orders.	" " " "	Is the recon planned.
Z - 13	Sec Comd recon.	" " " "	Note sequence etc.
Z - 8	Sec Comd orders.	" " " "	Watch for unnecessary exposure.
Z - 3	Pl. Comd cross S.L.	" " " "	Note sequence etc.
Z plus 3	R sec fired on.	Fire on R sec.	Method of delivery.
Z plus 5	L sec fired on.	Fire on L sec.	On time ?.
Z plus 6	Res sec moved fwd under covering fire of other 2 secs.	Fire on occasional shot at R and L sec.	Control etc.
Z plus 9	Res sec assaults fwd enemy M.G. posts.	Evacuate fwd M.G. post.	Paint picture.
Z plus 10	Res sec held up by fire from top of hill.	Fire from top of hill on res sec.	Kill men off if they act foolishly.
Z plus 11	L sec moves fwd and assaults top of hill.	Evacuate sec on top of hill.	" " " "
Z plus 14	Res sec assaults other M.G. post from flank.	Evacuate M.G. in re-entrant.	Note fire orders, fire positions etc.
Z plus 16	R sec moves up, maps up snipers on L and and exploits to creek.	Retire right out of picture.	Note control etc.
Z plus 30	End of exercise.	Conference.	Note control and fire positions taken up by secs. also report by Pl. comd to Coy HQ.

D.S. MAP.

Infm. Coy Comd Orders.  
As per narrative. Point out posts on map.

Int. "A" Coy will capture outlying ridge.

Method. 1 Pl. R on right of road  
2 Pl. L on left of rd.  
3 Pl. res behind 1 Pl.  
Inter Pl. only rd incl 2 Pl.  
Limit of exploitation creek: beyond ridge.  
S.L. - Fence  
Z ..... hrs.

Mortars move in close support with Coy HQ.

Admn. Ball gun will not be carried.

Intercomm. Coy HQ. behind hill on opposite crest in re-entrant.  
Intercomm by runner.  
Time now is ..... hrs.  
Any questions?

Enemy dispositions. - As per D.S. sketch.

Carriers - To be sent fwd from posn of assembly and placed as per Narrative.



# NARRATIVE.

28 Comp Bn, after having engaged isolated bodies of enemy in and around Raymond Terrace - Williamtown area, re-grouped at Hexham for re-organisation. At 0600 hrs 18 April. 43., C.O. 28 Comp. Bn received a report from V.D.C. units defending B.H.P. Steelworks that several enemy patrols had been sighted during night 17/18 Apr. 43 in area West of Steelworks and North of Mayfield. At 0800/18 a further report was received from a local dairy-man that "hundreds of Japs were up on the abbatoirs cutting putting barbed wire and timber across the road".

Realising the necessity for keeping the Main Northern H'Way open to traffic for urgent operations, C.O., 28 Comp Bn ordered "A" Comp Coy to move to vicinity of abbatoirs via main road and to recce and destroy the reported road block.

## OPENING

### SITUATION.

At 0900/18 a M/C orderly from Carrier Sec reported to O.C. "A" Coy that the leading carrier, when at 729361, had come under fire from a heavy M.G. sited at 731357 and was disabled. The remaining two carriers had at once moved off the road to search the enemy flanks, only to come under fire from H.M.G.'s on high ground West of cutting Sq. 7335. Apart from what appeared to be a section of infantry with the L flank gun, no other opposition could be detected.

O.C. "A" Coy debussed his troops vicinity Radio Stn sq. 7237, made a rapid recce, and at 0920 issued orders to his Pl Comds to attack and secure cutting sq. 7335.

He had decided to attack with two Pls. fwd. 1 Pl. R, 2 Pl. L inter Pl bndy main road incl to 2 Pl; Start line the fence parallel to and east of Sandgate Rd.; limit of expltn prolongation North of the West bank of abbatoirs lagoon; ZERO to be 1000 hrs. He ordered the mortar det cmd to give observed fire on the three H.M.G. posns.

## EXERCISE.

The attack by 1 Pl.

## 20 AUST INF BN TACTICAL EXERCISE. NO. 6.

### PL. IN ATTACK.

Ref Map NEWCASTLE. 1/63360

1. 20 Aust Inf Bn Tac Ex with tps No. 6 will take place on 18 Apr. 43 commencing at 0830 under the direction of Lt-Col. F.B. Wade.

2. Tps taking part. "A" Comp Coy.  
One sec carriers.  
One det mortars.

3. Assembly. vic Radio Stn sq. 7237.

4. Enemy. Lieut. O'Brien. and 4 personnel. Tasks as per D.S. notes.

5. Umpires. Chief Umpire. Capt. Moorcroft.  
1 Pl. HQ. Lieut. Miller.  
1 Sec " Davidson.  
2 Sec. " Shaw.  
3 Sec. " Mayne.

6. Conferences.

DATE & TIME.	PLACE.	ATTENDED BY.	PURPOSE.
1630/17.	Cutting Sq. 7335	Director & all Umpires.	Umpires Co-ordinating.
1100 hrs.	do.	Director, all umpires all sub-unit comds.	Director's discussion.
1130 hrs.	do.	All tps taking part.	General discussion of exercise.

7. Representation of fire. Blanks for rifle, - Rattle for L.M.G. and H.M.G.  
Fireworks for mortar.

8. Issue of Amn. 20 rds blank for each enemy - 5 rds blanks for tps taking part.

9. Neutral sigs. Flag sigs between umpires for control.

10. Dress and Equip. As Coy S.O's less Ball Amn.

11. Messing. By "A" Coy arrangements.

12. Tpt. Normal Coy tpt for A Coy. M/C for chief umpire.

13. Normal precautions as previously promulgated to be observed re fire, fences, private property, cultivations, live stock.

14. Exercise ends. 1050 hrs.



APPROX TIME.	SITUATION.	ACTION OF ENEMY.	INSTR TO UMPIRES.
Z - 40	Coy Comds Orders	Prepare position and watch for movement.	Listen to orders etc.
Z - 30	Pl. Comd recce.	Watch for movement.	Note method of recce.
Z - 20	Pl. Comds orders.	Fire on R sec.	Is the recce planned.
Z - 13	Sec Comd recce.	" " " "	Note sequence etc.
Z - 8	Sec Comds orders.	" " " "	Watch for unnecessary exposure.
Z -	Find top cross S.L.	" " " "	Note sequence etc.
Z plus 3	R sec fired on.	Fire on R sec.	Method of delivery.
Z plus 5	L sec fired on.	Fire on L sec.	In time ?
Z plus 6	Res sec moved fwd under covering fire of other 2 secs.	Fire on occasional shot at L and R secs.	Control etc.
Z plus 9	Res sec assaults fwd enemy M.G. posts.	Fire on fwd L.G. no shot.	Paint picture.
Z plus 10	Res sec hill up by fire from top of hill.	Fire on top of hill on res sec.	Kill men off if they act foolishly.
Z plus 11	L sec moves fwd and assaults top of hill.	Evacuate sec on top of hill.	" " " "
Z plus 14	Res sec assaults other M.G. post from flank.	Evacuate M.G. in re-entrant.	Note fire orders, fire positions etc.
Z plus 16	R sec moves up, mops up snipers on R and and exploits to creek.	Retire right out of picture.	Note control etc.
Z plus 30	End of exercise.	Conference.	Note actions of sec comd.

#### D.S. NOTES.

Coy Comds Orders.  
As per narrative. Point out order of G.I.

Infm.

Int. "A" Coy will capture cutting ridge.

Method.  
1 Pl. R obj right of road  
2 Pl. L obj left of rd.  
3 Pl. res behind 1 Pl.  
Inter Pl. Only rd incl 2 Pl.  
Limit of exploitation creek beyond ridge.  
S.L. - Hence  
Z ..... hrs.

Mortars move in close support with Coy HQ.

Adm. Fall run will not be carried.

Intercom. Coy HQ. behind 1 Pl. on success est in re-entrant.

Intercom by runner.

Time now is ..... hrs

Any questions?

Enemy dispositions. - As per D.S. sketch.

Carriers - To be sent fwd from posn of assembly and placed as per Narrative.



**Subject: - NIGHT ATTACK.**

Date 19/20 April. 43.

1. Coy exercise No. 2. will take place on night 19 April. 43. under direction of Lt-Col. F.B. Wade.
2. TPS TAKING PART. "A" Comp Coy.
3. ASSEMBLY. Tps debuss. rd. junc 722251.
4. ENEMY REPRESENTATION. Skeleton enemy using blanks.
5. UMPIRES. Chief umpire. - Capt Lockcroft.  
1 Pl. - Lieut. Davidson. --- 2 Pl. ----- 3 Pl. -----  
1 sec. - Lieut. Mayne, 2 sec --- Lieut Shaw. 3 sec --Lieut Cook.

## 6. CONFERENCES.

Date & Time.	Place.	Attended by	Purpose.
1630 hrs 19 Apr. 43	Offrs Mess	Unpires and enemy	Prior discussion of exercise
	Concl exercise	On objective do.	Discussions & criticism.
	Concl. exercise	do	Tps exercised
			Final discussion.

7. REPRESENTATION OF FIRE. By enemy. Rifle blanks.  
By tps. L.L.G. Flashing light and rattle - Nil.

8. SCALE OF ISSUE AMN. As available.  
in enclosed.

- |                      |                        |                          |
|----------------------|------------------------|--------------------------|
| <b>NEUTRAL SIGS.</b> | Exercise stops -----   | 1 long blast or whistle. |
|                      | Exercise continues --- | 2 " " " "                |
|                      | Exercise ends -----    | series short blasts.     |

10. DRESS AND EQUIPMENT. As per Comp Coy S.O's.

11. LESSING. Nil.

- 12 TRANSPORT. Coy transport to deliver tps to rd junction 722251 by 1900 hrs  
be in position on rd 729265 by 2100 hrs to collect tps.

- 13** SPECIAL INSTRUCTIONS.

- (a) Fire. - Fire beaters to be carried.
- (b) Out of bounds. - quarry, houses and yards.
- (c) Fences. - will not be cut.
- (d) Medical - First aid kit to be carried by medical orderlies.

- Exercise ends 2100 hrs.



INFORMATION.

Ref map NEWCASTLE 1/25000

- 1/ OBJECT To exercise troops in Night Attack.
2. LESSONS. (1) The importance of control in night attack.  
(2) Prior preparation essential.
3. NARRATIVE. (1) ENEMY. Approx 1 Pl Jap Commandos landed via SANITARY BEACH before dusk 19 Apr. 43 and have been located via high ground 732263.  
(11) OWN TFS. "A" Comp Coy are in biv area via NEW LABTON. C.O. ordered "A" Comp Coy to proceed via CHARLESTOWN ford junc 722251 and attack feature 732263 that night.

We are now at 722251.

D.S. NOTES.

ENEMY DISPOSITIONS. - Crown of knoll.

SPECTATORS. - Nil.

OUTLINE PLAN.

REF SKETCH APPENDED.

COY COMMANDERS ORDERS. TOPOGRAPHY. Pointed out on ground and map.

Information - as in exercise.

Intention. - "A" Comp Coy will capture knoll destroy enemy

Method 2 Pl. R-objective R of crown.  
1 Pl. Centre - objective crown of knoll.  
3 Pl. L - objective L of crown.

Assembly area Coy will move by road indicated on map to assembly area (ref sketch)

Order of march. 2 Pl., 1 Pl., 3 Pl.

Leave assembly area 1930 hrs.

F.U.P. (Ref sketch) Zero hour 1945 hrs.

Direction of attack. 45 degrees grid.

Rate of advance. 100 yds in 2 minutes.

Markers supplied by each Pl - posted and guides supplied by "I" Sec.

Consolidation on gaining objective 2 Pl patrol as far as Rly line.

Carriers supply patrol, 1 offr., 1 sgt., 6 O.R's on foot in front of F.U.P. from 1940 hrs to 1945 hrs.

Administration. As per S.O's.

Inter-communication. Dn. HQ. RUTHERFORD.

Coy HQ. with 1 Pl during attack - after attack top of knoll.

Inter-communication. By runner.

Time now is ..... hrs.



# FORECAST OF EVENTS.

Ref Map NEWCASTLE. 1/25000

Date Night. 19/20 April. 43.

APPROX. TIME.	SITUATION.	ACTION OF ENEMY.	INSTRUCTIONS TO UMPIRES.
1830 hrs.	Tps leave biv area.	Nil.	Nil.
1845 hrs.	Tps debuss rd junc 722254. Issue narrative.	Nil.	Issue narrative.
1900 hrs.	Tps leave assembly area for F.U.P.	Nil.	Nil.
1915 hrs.	Coy Comd issues orders.	Nil.	Note if information is handed on to Sub-Comds.
1925 hrs.	Tps arrive F.U.P.	Listen for noise.	Watch control. Note night discipline.
1941 hrs.	Tps leave F.U.P.	Listen for noise.	
1945 hrs.	Zero Hr. Tps cross S.L.	Listen for noise.	On time ?.
1951 hrs.	Position assaulted.	Fire illuminating cartridge when noise heard. Fire on tps when visible.	Note action of tps.
2000 hrs.	Position taken. Consolidation.	Nil.	Note speed in re-organisation.
2010 hrs.	Exercise ends.	Nil.	



1.0.  
20 AUST INF BN.

TRAINING PROGRAMME. 23/25 April. 1945.

DATE.	TIME.	SUBJECT.	REFERENCES.	LOCATION.
23 Apr.	0900-1215	Kit Inspection. Prophylactic Inspection.		Camp.
	1230-1330	Lunch.		
	1400-1500	Pl. Close Order. Drill & Rifle Exercise.	I.E.D. A.T.I. 6.	
	1510-1600	Purposful P.T.		
	1600-1700	Football Practice.		
	1930-2130	Coy Night Attack.		Area to be selected.
24 Apr.	0830-2359	Rest Day.		
25 Apr.	0830-0920	Check of Anti-Gas Equipment Repairs and Replacement.		
	0930-1020	Respirator Drill, Slung, Alert.		
	1030-1215	Pl. Close Order Drill.	I.E.D. & A.T.I. 6	
	1230-1330	Lunch.		
	1400-1600	Pl. in Attack.		
	1600-1700	Football Training.		

(W.F. WISEMAN) / Capt.  
Adj. 20 AUST INF BN.



20 AUST INF BN.

TRAINING PROGRAMME, 23/25 April, 1943.

DATE.	TIME.	SUBJECT.	REFERENCES.	LOCATION.
23 Apr.	0900-1215	Kit Inspection. Trophylactic Inspection.		Camp.
	1230-1330	Lunch.		
	1400-1500	Pl. Close Order. Drill & Rifle Exercise.	L.E.D. A.T.L. 6.	
	1510-1600	Purposeful P.T.		
	1600-1700	Football Practice.		
	1930-2130	Coy Night Attack.		Area to be selected.
24 Apr.	0830-2359	Rest Day.		
25 Apr.	0830-0920	Check of Anti-Gas Equipment Repairs and Replacement.		
	0930-1020	Respirator Drill, Slung, Alert.		
	1030-1215	Pl. Close Order Drill.	L.E.D. & A.T.L. 6	
	1230-1330	Lunch.		
	1400-1600	Pl. in Attack.		
	1600-1700	Football Training.		

*(Signature)*  
 (W.F. ISEMAN) / Capt.  
 Adj. 20 AUST INF BN.



E.C.C. COURSE (SYLLABUS) FOR CARTER PLATON.

DAY 1	PERIODS	SUBJECTS.
26 Apr	0900/1000	E.C.C. Take post Mount and Dismount
	1000/1100	Stripping
	1100/1230	Mechanism. Backward movement, Action in feed block, Rotation of crank.
	13.5/1500	Stripping, Feed block, Lock.
	1500/1600	Mechanism, Forward movement of lock.
	1600/1630	Quiz on days work.

---

DAY 2	PERIODS	SUBJECTS.
27 Apr	0900/1000	E.C.C. Load, unload, holding, sight setting.
	1000/1100	Stoppages No 1
	1100/1230	Mechanism (Receipt)
	13.5/1500	Stoppages No 2
	1500/1600	Stoppages No 3
	1600/1630	Quiz on days work.

---

DAY 3	PERIODS	SUBJECTS.
28 Apr	0900/1000	E.C.C.
	1000/1100	Instruments, Dial, handwheel, A.P.P. Cline, Aiming post, Zero post.
	1100/1230	Tapping
	13.5/1500	Points B.A.A.
	1500/1600	Stoppages (Check)
	1600/1630	Quiz on days work.

---

DAY 4	PERIODS	SUBJECTS.
29 Apr.	0900/1100	T.O.E.T. on E.C.C.
	1100/1230	Rangefinder (Elen)
	13.5/1500	Fire Control Orders (Direct)
	1500/1600	Students hour
	1600/1630	Quiz on days work.

---



20 B H SIG TRAINING 23/28 APRIL (Incl) 1943.

DATE	PERIOD	SUBJECT	REFERENCE	LECTURER
23	1	Buzzer Practice		Opl B rian
	2	Conductors in Magnetic Fields	ST Vol 2 Pt 1	Lieut Dawes
	3	Telescope Sig Mk 4	STAA Ch 4	Sig Sears
	4	Prismatic Compass	Notes on Map Reading	Opl Brien
	5	Test set Portable No 2	2 AATS	Sig Urwin
	6	Current Measuring Insts	Vol 2 Pt 1	Lieut Dawes.
<hr/>				
24	REST DAY			
<hr/>				
25	1	Buzzer Practice		Opl Brien
	2	<del>Measuring Insts</del> Current Measuring Insts	Vol 2 Pt 1	Lieut Dawes
	3	Map reading-practical	AIM 13	Opl Brien
	4	" " "	" "	" "
	5	Ansplay Cipher	I Office	I. G.
	6	A/C Theory	Vol 2 Pt 1	Lieut Dawes
<hr/>				
26	1	Buzzer practice		Opl Brien
	2	Condensers & Coils	Vol 1 Pt 1	Lieut Dawes
	3	Procedure Signals	Vol 5	Sig Urwin
	4	Line testing Theory		Lieut Dawes
	5	" " Practical		" "
	6	" " "		" "
<hr/>				
27	1	Buzzer practice		Opl B rian
	2	Fundamentals of the telephone	Vol 2 Pt 3	Lieut Dawes
	3	Trembler Bell	" 2 " 3	Opl Brien
	4	Polarized Bell	" " " "	Sig Urwin
	5	Procedure Signals	Vol 5	" "
	6	Buzzer exchanges	Vol 2 Pt 3	Lieut Dawes
<hr/>				
28	1	Buzzer Practice		Opl B rian
	2	Telephone D Mk 5 Description	2 AATS	Sig Urwin
	3	Buzzer T Mk 1		Lieut Dawes
	4	D 5 and set		Sig Sears
	5	Speech & Buzzer Circuits D 5		Lieut Dawes
	6	Questionaire		" "



W.D.

20 AUST INF BN.

TRAINING PROGRAMME 26 APRIL. 43. to 6 MAY. 43.

NOTES.

1. Specialists. { Carriers {  
Mortars {  
Sigs. { On own syllabus.  
Tpt. {  
"I" Sec. {
2. Remainder of 20 Aust Inf Bn personnel will be divided as follows.  
50% Duties 27/27 Apr. Trg 28/29 Apr.  
50% Trg. 26/27 Apr. Duties. 28/29 Apr.
3. Officers and Senior N.C.O's will be engaged in preparations of T.E.W.T's and Tactical Exercises for Unit's next Divouac period.
4. Leave period 30 Apr. to 6 May 43.

DAY.	DATE.	TIME.	SUBJECT	REFERENCES	LOCATION.
1 & 3	26/28 Apr.	0900-0950	P.T.		
		1000-1215	Pl as a fighting patrol. and Q.O.E's	M.T.P. 33 Chap iv Sec 36, Inf minor tactics.	
		1230-1330	Lunch.		
		1400-1450	Gas Trg - Why ?.	A.T.M. 19 Sec 7.	
		1500-1600	Pl. Close order drill.		
		1600-1700	Football training.		
		1930-2130	Patrol Exs. (Competition.)		
2 & 4	27/29	0900-0950	P.T. Competition Games.		
		1000-1215	Clearing a wood of parachutists or small bodies of enemy.	I.T. Supplement 1941 Ex. 4.	
		1230-1330	Lunch.		
		1400-1500	Gas Trg. Recapit. T.O.E.T's.	F.A.G. 1-2-3.	
		1500-1600	Instructions regarding duties to perform and precautions to be taken by P.C.W.	L.H.Q. Pam. Nov. 42.	
		1600-1700	Football training.		
30 Apr/ 6 May.			Unit on leave. Maintenance personnel in camp.		

Capt.  
(W.F. WISEMAN)  
Adj. 20 AUST INF BN.



20 AUST INF BN.

TRAINING PROGRAMME 26 APRIL. 43. to 6 MAY. 43.

NOTES.

1. Specialists. { Carriers {  
Mortars {  
Sigs. { On own syllabus.  
Tpt. {  
"I" Sec. {
2. Remainder of 20 Aust Inf Bn personnel will be divided as follows.  
50% Duties 27/27 Apr. Trg 28/29 Apr.  
50% Trg. 26/27 Apr. Duties. 28/29 Apr.
3. Officers and Senior N.C.O's will be engaged in preparations of T.E.W.T's and Tactical Exercises for Unit's next Divouac period.
4. Leave period 30 Apr. to 6 May 43.

DAY.	DATE.	TIME.	SUBJECT	REFERENCES	LOCATION.
1 & 3	26/28 Apr.	0900-0950	P.T.		
		1000-1215	Pl as a fighting patrol. and C.O.E's	M.T.P. 33 Chap iv Sec 36. Inf minor tactics.	
		1230-1330	Lunch.		
		1400-1450	Gas Trg - Why ?.	A.T.M. 19 Sec 7.	
		1500-1600	Pl. Close order drill.		
		1600-1700	Football training.		
		1930-2130	Patrol Exs. (Competition.)		
2 & 4	27/29	0900-0950	P.T. Competition Games.		
		1000-1215	Clearing a wood of parachutists or small bodies of enemy.	I.T. Supplement 1941 Ex. 4.	
		1230-1330	Lunch.		
		1400-1500	Gas Trg. Recapit. T.O.E.T's.	P.A.G. 1-2-3.	
		1500-1600	Instructions regarding duties to perform and precautions to be taken by P.C.W.	L.H.Q. Pam. Nov. 42.	
		1600-1700	Football training.		
	30 Apr/ 6 May.		Unit on leave. Maintenance personnel in camp.		

Capt.  
(W.F. WISEMAN)  
Adj. 20 AUST INF BN.



DATE	TIME	SUBJECT	INSTRUCTORS	LOCATION.
23 April	1000/1230	March In. Admn.		
	1230/1315	Midday Meal		
	1330/1700	Bull Ring. (Characteristics & Tactical handling all Inf Weapons)		Bn Parade Ground
		Subjects:-		
		1. Grenade & cup discharger	WOs. Rayner & Miller	
		2. Owen S.M.G.	Sgt Lewis, WO Rogers	
		3. L.M.G.	W.C. Casey, Cpl Middleton	
		4. 3" Mortar	Sgt Hill, Sgt Davies	
		5. Bayonet	WO Anderson, Sgt Duncan	
		6. L.M.G) Hotchkiss	VDC Instructors	
		M.M.G)		
		PERIODS OF 25 MINUTES DURATION		
	1730/1815	Evening Meal		
	1930/2100	Night compass march		
24 April	0830/1215)	Grenade & Minature Range.		
	1330/1700)	T/A Rifle-(In rear of Grenade Range)	Cpl Brettell, Cpl Nott	
		2 Pdr Gun " " " " " " T/A Instr		
		Carrier & Vickers(Rear of Min. range)	Sgt Spencer, Sgt Gill,	
	1230/1330	Midday meal.		
	1730/1815	Evening meal		
	1930/2100	Tng Films (Inf patrol-Coy in defence)		Unity Hut
25 April	0830/0915	Lecture. Sec as a Patrol	Capt Rickwood	
	0930/1030	Embus. Move to vic FARLEY		
	1045-1145	Demo. Sec stalks	Commentary " "	Vic Farley
	1130/1300	Section Stalks	Under control D.S.	
	1300/1400	Midday meal in Field		
	1400/1445	Lecture (Def Routine)	Capt Davidson	
	1500/1700	Pl in defence (Prepared scheme)	Capt Matthews & D.S.	Area to be selected
	1900/2130	Recce Patrol (Competition)	Lt. Cook	
26 April	0830/0915	Lecture. Pl in attack	Capt Moorcroft	
	0930/1215	Pl in attack	Capt Goldsmith & D.S.	Area to be selected
	1230/1330	Midday meal		
	1400/1630	Return Stores. Admn		
	1630/1700	Evening meal		
	1700	March out.		

- NOTES:-
1. Range practice 24 April. Troops will be divided into two groups - Group 1 during morning on Grenade range Afternoon Min. Range. Group 2 morning Min Range Afternoon Grenade Range.
  2. T.A. Rifle & 2 Pdr will be set up in rear of Grenade Range and will instruct half of each group morning and afternoon alternately-Balance of Group under Grenade Instructor.
  3. Carrier on display & demonstrating to 50% of each group morning and afternoon alternately - near minature range. (O.C. RANGE TO NOTE)
  4. O.C. Grenade Range:- Capt Moorcroft Throw one, Fire one per man.  
O.C. Minature Range:- Lieut Shaw Introductory LMG 10 Rds per man  
" Owen 5 " " "  
" Hotchkiss 10 rds per man  
" MMG 10 Rds per man.
  5. Daily Routine:-
 

Reveille	0600hrs	Afternoon Pde	1325
Roll Call	0615	Dismiss	1700
Admn Pde	0650	Sick Pde	1700
Sick Pde	0700	Quart. Call even. meal	1715
Quart. Call Mess Pde	0715	Mess Pde	1725
Mess Pde	0725	Evening meal	1730
Morning meal	0730	First Post	2130
Quart. Call Pde	0810	Last post	2200
Morn. Pde	0825	Lights out	2215
Dismiss	1215		
Quart call mid. meal.	1215		
Mess Pde	1225		
Lunch	1230		
" Aft. Pde	1310		

*W. F. Wiseman* Capt.  
W. F. WISEMAN  
Adj. 20 Aust. Inf. Bn.