AWM52
Australian Military Forces, Army headquarters,
formation and unit diaries, 1939-1945

1/5/1
DIVISIONS

1 Australian Division
General Staff Branch (1 Aust Div GS Branch)

January 1944



1/5/1-0194

23 MAR 1944

WAR DIARY or INTELLIGENCE SUMMARY

(Erase heading not required).

Army Form C.2118
(adapted.)

1

Unit HQ 1 AUST DIV *Date and Time—From* 1 Jan 44 *To* 6 Jan 44

Place	Date	Hour	Summary of Events and Information	Remarks and references to Appendices, Diaries, &c.
BURWOOD	1 Jan	0845	AQ Conference	
		0900	Location statement No change.	Message to Second Aust Army
		1941	Secret. 11 Aust Fd Regt redesignated 57 Aust A/A Regt as from 31 Dec 43 All informed.	Message from Second Aust Army Advised RAA 1 Div Sigs 1 Div
	2 Jan	0900	Location statement No change.	
		1500	Secret For information. Landforces SD 78393 of 31 Dec advises 18 Aust Fd Regt and Sig Sec and 220 Aust LAD moving shortly to Second Aust Army area. Units will be allotted to 1 Aust Div to relieve 2/1 Aust Fd Regt and Sig Sec and 2/43 Aust LAD. Latter units will then be moved to 1 Aust Corps area for allottment 5 Aust Inf Bde Gp. Ack.	Message from Second Aust Army Advised RAA.Sigs.CEME AQ DAQMG
	3 Jan	0845	AQ Conference	
		0900	Location statement. Det 109 Aust Bde Wkshops LEPPINGTON LIVERPOOL 8202 101 Aust Bde Wkshops LEPPINGTON LIVERPOOL 8202 291 Aust LAD LEPPINGTON LIVERPOOL 8202. Otherwise No change.	Message to Second Aust Army
			Received Location statement No. 11 (Amendment No. 1.)	From NSW L of C area
			Received Movement Control Instn No. 50	From LHQ
	4 Jan	0845	AQ conference	
		0900	Location statement No change, Issued 1 Aust Div Int Summary No. 106	Message to Second Aust Army See Attached Appx 1.
	5 Jan	0845	AQ Conference	
		0900	Location statement. HQ 111 Aust Tk A Regt opened BALGOWNIE Camp 041000L Otherwise No change.	Message to Second Aust Army
	6 Jan	0845	AQ Conference	
		0900	Location statement. 28 Aust Inf Bde Sig Sec moved BONEGILLA 642230L.111 Aust Tk A Sig Sec moved BALGOWNIE Camp 041000L. 308 Aust LAD moved same Location. 20/34 Aust Inf Bn moved NARELLAN Camp. Otherwise No change.	Message to Second Aust Army

D.3453/5.39.—C.4758.

WAR DIARY
HQ 1 AUST DIV

WAR DIARY or INTELLIGENCE SUMMARY

(Erase heading not required).

Army Form C.2118 (adapted.)

Unit HQ 1 AUST DIV *Date and Time.—From* 6 JAN 44 *To* 7 Jan 44

Place	Date	Hour	Summary of Events and Information	Remarks and references to Appendices, Diaries, &c.
BURWOOD	6 Jan	1150	109 Aust Bde Wkshops and 109 Aust Ord Fd Pk will make training move by road to B Block NARELLAN 8 and 9 Jan. Route RUTHERFORD SINGLETON MOUNT THORLEY MILBRODALE HOUSE VALLEY PUTTY COLO WINDSOR KINGSWOOD LUDDENHAM BRINGELLY NARELLAN distance 150 miles. Miles in hour with allowance 1 hr for lunch (15). V.T.M. 15. Units to move in two blocks of vehs with trailers in front. OC Convoy Maj GOLLAN . 2 provost Coy pers detached from 9 Aust Inf Bde will assist convoy. Staging vicinity PUTTY apprax 85 miles from start point. Start time 8 Jan 0900 hrs 9 Jan 0800 hrs. All stores on issue from camp QM will be checked before departure and any deficiencies taken on charge on G1033. Investigating officers report for deficiencies will be submitted. Camp will be handed over to Camp staff officer on AAF P3 Ack.	Message to ADOS CEME rptd 9 Aust Inf Bde
		1748	Secret. Ref our SD 3549 of 1 Jan 44. On relief by 18 Aust Fd Regt with Sig Sec and 2/43 Aust LAD will now move to 1 Aust Corps area for allotment to 3 Aust Div and NOT to 5 Aust Inf Bde Gp as previously notified. 2/1 Aust Fd Regt with Sig Sec and 2/43 Aust LAD will move at present strengths with personal arms and eqpt WET Scale Unit eqpt includes vehs available from resources 1 Aust Div accommodation stores and tentage scale A. Jungle green Ngt required. GRO 318 particulars to this HQ only. Further adm details later. Ack.	Message from Second Aust Army.. Advised RAA Sigs AEME AQ ADOS DAQMG
			Received Second Aust Army Location statement. No. 33	
			Received Meteorological Services for ALF SWPA	
			Received Standard Operational Procedure Instn No. 1. (Amdt No.1)	From Second Aust Army " " " "
	7 Jan	0845	AQ Conference.	
		0900	Location statement. No change.	
		1910	Secret Warning Order. Further to Second Aust Army SD3515 of 15 dec not to all addresses . In accordance with landforces SD931 of 6 jan 109 Aust Bde Ord Fd Pk and 109 Aust Bde Wkshops will move present strength from Second Aust Army area to 1 Aust Corps area under arrangements mvts LHQ. under cond 1 Aust Corps on arrival for allotment 23 Aust Inf Bde Gp. Move Not before 15 Jan with personal arms and eqpt accommodation stores and	Message to Second Aust Army

D.3455/5.38.—C.4788.

WAR DIARY
HQ 1 AUST DIV

WAR DIARY or INTELLIGENCE SUMMARY

(Erase heading not required).

Army Form C.2118
(adapted.)

Unit HQ 1 AUST DIV *Date and Time.—From* 7 JAN 44 *To* 9 Jan 44

Place	Date	Hour	Summary of Events and Information	Remarks and references to Appendices, Diaries, &c.
BURWOOD	7 Jan	Contd	tentage scale A and unit eqpt WET scale less vehs and scaling for tech vehs. Vehs at disposal 1 Aust Div. Vehs incl scaling for tech vehs will be supplied by 1 Aust Corps on arrival. GRO 318 particulars to this HQ only. NO transfer personnel from this unit prior to move without authority Second Aust Army. Further adm details later ack.	Message from Second Aust Army. Advised CEME,ADOS,AQ.
			Received Operation Instruction No 28 Amdt No3.	From Second Aust Army.
			Received Adm Instn No 168.(Mvt of 2/1 Aust Fd Regt-Sig Sec & 2/43 LAD)	From Second Aust Army.
	8 Jan	0845	AQ conference.	
		0900	Location statement. HQ 9 Aust Inf Bde established NARELLAN Camp. 109 Aust Bde Wkshops and 109 Aust Bde Ord Fd Pk en route NARELLAN. Otherwise NO change.	Message to Second Aust Army.
		0945	SECRET. 2/1 Aust Fd Regt 2/1 Aust Fd Regt Sig Sec 2/43 Aust LAD will prepare for movement in accordance with Second Aust Army Adm Instn No 168 attached. Following will be sent to this HQ for forwardingto Second Aust Army. First roll of offrs para 3 . Second certificate re requirements para 5. Third GRO particulars both signal and pro forma when required. Fourth when required reports as per para 9 ack.	Message to RAA SIGS CEME
			~~Received Adm Instn No. 169 (Movement of 109 Aust Bde Ord Fd Pk and Wkshops)~~	~~From Second Aust Army~~
			Received Admn Instn No. 125 (Procedure in eqippping Units on Warning Order)	From Second Aust Army
	9 Jan	0900	Location statement No change	Message to Second Aust Army
		1100	3 Aust Beach Sig Sec now ready for move under Second Aust Army RO 354/43. Deficienfies only as Second Aust Army SD 3365 of 29 Dec 43 refers and telephone conversation SHEELEY MOORE.	Message to Second Aust Army
			~~Received Op Orders OOR~~ (With locations)	~~From Second Aust Army~~

D.2483/5.50.—C.4738.

WAR DIARY
HQ 1 AUST DIV

WAR DIARY or INTELLIGENCE SUMMARY

(Erase heading not required).

Army Form C.2118 (adapted.)

1

Unit HQ 1 Aust Div *Date and Time.—From* 10 Jan 44 *To* 14 Jan 44

Place	Date	Hour	Summary of Events and Information	Remarks and references to Appendices, Diaries, &c.
BURWOOD	10 Jan	0900	Location statement. HQ 109 Aust Bde wkshops moved NARELLAN CAMP 291 Aust LAD disbanded 8 Jan 44. Otherwise No change.	Message to Second Aust Army
			Received Int Infm Memo No.12 3rd edit.(Amendt No.16)	From Second Aust Army
			Received FSN monthly bulletin No. 11	
	11 Jan	0900	Location statement No change.	Message to Second Aust army
			Issued 1 Aust Div Int Summary No. 107	See att Appx No.2
	12 Jan	1645	Location statement No change.	Message to Second Aust Army
			Received Bomb disposal Policy	From Second Aust Army
	13 Jan	0845	Location statement No change	Message to Second Aust army
		1150	Secret. as result relief effected vide my O 2111 of 30 June 43 1 Aust Corps Salvage unit redesignated 1 Aust Div Salvage unit and 1 Aust Div Salvage unit redesignated 1 Aust Corps Salvage unit. Ack.	Message from Second Aust Army
		1535	Secret. Ref SD 3555 of 6 Jan 2/1 Aust Fd Regt with Sig Sec and 2/43 Aust LAD will not await relief by 18 Aust Fd Regt with Sig Sec and 220 Aust LAD but will move 1 Aust corps area soonest after personnel complete leave. DAQMG ADOS. on arrival 1 Aust Corps area 2/1 Aust Fd Regt with Sig Sec and 2/43 Aust LAD will be allotted to 1 Aust Corps as Corps tps and Not to 3 Aust Div as notified our SD 3555. Our SD 3549 of 1 Jan also refers. Ack.	Message from Second Aust Army Advised RAA Sigs AEME AQ
	14 Jan	0900	Location statement No change.	
			Issued Location statement of 1 Aust Div	See attd appx No.3
			Issued ament No.1 to Location statement 1 Aust Div	" " " No.4

D.3455/5.39.—C.4788.

WAR DIARY
HQ 1 AUST DIV

WAR DIARY or INTELLIGENCE SUMMARY

(Erase heading not required).

Army Form C.2118
(adapted.)

Unit HQ 1 Aust Div *Date and Time.—From* 15 Jan 44 *To* 18 Jan 44

Place	Date	Hour	Summary of Events and Information	Remarks and references to Appendices, Diaries, &c.
BURWOOD	15 Jan	0900	Location statement No change.	
		1740	Change in nomenclature. In accordance with LHQ SM 297 of 18 Jan Second Aust Army pro Coy new designation 12 Aust Div Pro Coy AIF. 12 Aust Div Pro Coy(MT) redesignated Second Aust Army Pro Coy	Message from Second Aust Army
		1800	Secret. Ref Second Aust Army Adm instn No 168 para 9 regarding 2/43 Aust LAD (A) completed by 10 Jan 44 (B) and(C) unit has been recently changed from type E to Type D new WET has been submitted. This has been approx 60 % fulfilled.	Message to Second Aust Army
			Received movement. 3 Aust Beach Sig Sec.	From MC Sydney
			Received amendt Second Aust Army Adm Instn 169 (Movement 109 Aust Bde Or Fd Pk)	From Second Aust Army
	16 Jan	0930	Location statement No change.	Message to Second Aust Army
	17 Jan	0900	Location statement. Advance party 18 Aust Fd Regt arrived NARELLAN Camp am 16 Jan 44 map ref following. 3 Aust Beach Sig Sec move to HOMEBUSH map Ref SYDNEY 085152 17 Jan 44 pending move from Div area 18 Jan. Otherwise No change	Message to Second Aust Army
	18 Jan	0920	Location statement. Sig Secs from 9 Aust Fd Regt 2/1 Aust Fd Regt and 111 Aust Tk A Regt have been returned to unit location from NARELLAN 15 Jan. 3 Aust Beach Sig Sec moves from 1 Aust Div area 181033L Jan. 20 Aust Camflg unit moved to Georges Heights for temporary att to Camflg school. Otherwise No change.	Message to Second Aust Army
			Received Location statement No. 11 Ament No. 2	NSW L of C area
			Received Second Aust Army Adm Instn Amendt No. 12 (Movement 109 Bde Fd Pk and wkshop)	From Second Aust Army
			Issued 1 Aust Div Int Summary 108	See appx No 5 att.

D.3453/5.30.—C.4788.

WAR DIARY
HQ 1 AUST DIV

WAR DIARY or INTELLIGENCE SUMMARY

(Erase heading not required).

Army Form C.2118
(adapted.)

1

Unit HQ 1 Aust Div *Date and Time.—From* 19 Jan 44 *To* 25 Jan 44

Place	Date	Hour	Summary of Events and Information	Remarks and references to Appendices, Diaries, &c.
BURWOOD	19 Jan	0900	Location statement. Advance HQ and portion of main body approx 390 pers in all of 18 Aust Fd Regt arrived NARELLAN Camp 19 Jan 44 101 Aust Ord Fd Pk moved to LEPPINGTON map ref LIVERPOOL 8202 100830L Otherwise No change.	Message to Second Aust army
			Received location statement No. 33. Received Technical Intelligence Summary No.9 (AMF) Received ALF SWPA Part 1. Amdt 5 Map catalogue	From Second Aust Army " LHQ " Second Aust Army
	20 Jan	0900	Location statement.Movement of 20 Aust Camflg unit to STE GEORGES HEIGHTS completed.	Message to Second Aust Army
	21 Jan	0905	Location statement. Members 45 Aust Cipher Sec reporting individually ex leave en route from NT.Sec still incomplete.Otherwise No Change. Received Preparedness for War.	Message to Second Aust Army From RAA 1 Aust Div
	22 Jan	0915	Location statement. No change.	Message to Second Aust Army
	23 Jan	0900	Location statement No change	Message to Second Aust Army
	24 Jan	1550	Location statement No change.	" " " " "
	25 Jan	0930	Location statement. 1 Aust Inf Bde Sig Sec and 9 Aust Bde Sig Sec now at RANDWICK RACECOURSE for trg.	" " " " "
		1650	Ref Tech Veh 109 Aust Bde Wkshop. Unit will move with veh present need and collect following on issue order.OS 1 /J/Ord 58 en route at 4 Aust Ord Veh Pk MT GRAVAT. 3 tons Machinery shell 4x4 qty 4 batteries storeage qty 1 stores binned qty 1. DIAMOND T wreckers qty 2 Breakdowns qty 2.Unit will exchange and deliver (Transfer) content 4x2 B &K loading present held with2 4x4 machinery shell on above issue order at MT GRAVAT.	Message from Second Aust Army Advised DAQMG ADOS CMTS
			Received amendt - Comd Trg Units. Received KEMBLA FORTRESS OP Instn No. 4	From Second Aust Army " " " "

D.3453/5.19.—C.4758.

WAR DIARY
HQ 1 AUST DIV

WAR DIARY or INTELLIGENCE SUMMARY

(Erase heading not required).

Army Form C.2118 (adapted.)

Unit HQ 1 AUST DIV — Date and Time.—From 25 Jan 44 — To 31 Jan 44

Place	Date	Hour	Summary of Events and Information	Remarks and references to Appendices, Diaries, &c.
BURWOOD	25 Jan		Received Signal Security Memo No. 3	From Sigs 1 Aust Div
			Issued 1 Aust Div Int Summary No. 109	Seex att appx No. 6
	26 Jan	1000	Location statement No change	Message to Second Aust Army
			Received amendt No. 1 NEWCASTLE FORTRESS OP Instn No. 4.	From Second Aust Army
	27 Jan	0900	Location Statement. No change	Message to Second Aust Army
		1220	Secret. 109 Aust Bde Wkshops will now move with Tech Vehs present held less four 4x2 which are replaced by four 4x4 store drawn from RYDE on OSI /M/1097 and less two breakdowns which replaced by two DIAMOND T ~~wreckers and one breakdown at MT GRAVAT. Unit will collect on route vehs~~ on OSI/5/658 at MT GRAVAT. Cancel my SD 970 of 25 Jan.	Message from SecondxAust Army
			Received US British Combined Op Signals	From Second Aust Army
			" Monthly report for Jan 44	" Sigs 1 Aust Div
	28 Jan	0900	Location statement No change.	Message to Second Aust Army
			Issued 1 Aust Div Location statement	See att Appx No. 7
	29 Jan	0900	Location statement No change.	Message to Second Aust Army
	30 Jan	0940	Location statement No change	" " " " "
			Received Mil Directory Tas L of C area	From Second Aust Army
			Issued C.E.R. Jan 44	To Second Aust Army see att appx No. 8
	31 Jan	0900	Location statement. HQ 1/45 Aust Inf Bn situated CANTERBURY RACECOURSE map ref SYDNEY 116113.	Message to Second Aust Army
		1700	Confidential. HQ RAA 1 Aust Div will move by rail to MT KEIRA. Move to be completed by 29 Feb and premises now occupied ready for demiring on 1 Mar. Advise proposed date of movement Ack.	To RAA rptd Sigs ASC

D.3435/5.39.—C.4758.

WAR DIARY

WAR DIARY or INTELLIGENCE SUMMARY

(Erase heading not required).

Army Form C.2118
(adapted.)

Unit HQ 1 AUST DIV *Date and Time.—From* 31 Jan 44 *To* 31 Jan 44

Place	Date	Hour	Summary of Events and Information	Remarks and references to Appendices, Diaries, &c.
BURWOOD	31 Jan	1700	Confidential. HQ RAE 1 Aust Div will move to HABERFIELD DRILL HALL. Move to be completed by 29 Feb and premises now occupied ready for dehiring on 1 Mar. Advise proposed date of movement Ack.	To RAE rptd Sigs, AASC
		1700	~~Confidential . HQ 82 Dental unit willmove to BROUGHTON BURWOOD. Move to be completed by 29 Feb and premises now occupied ready for dehiring on 1 Mar Advise proposed date of movement. Ack.~~	~~82 Dental Unit rptd SIGS AASC~~
		1700	Confidential. Sigs 1 Aust Div will move by road to NARELLAN CAMP Move to be completed by 29 Feb and premises now occupied ready for dehiring on 1 Mar. Advise proposed date of movement. Ack.	To Sigs rptd ASC 9 Bde
		1630	Confidential. 3/14 Aust fd Amb will move by road to NARELLAN . Trg move to be completed by 5 Feb. Advise proposed dates of movement and details ack.	AIMS rptd Sigs, ASC . 9 Bde.

D.3453/5.39.—C.4788.

WAR DIARY

Appx No 1

TCD/ID.

COPY NO.....

2-6643.

HQ 1 AUST DIV
AUSTRALIA.

45

4 JAN 44.

WAR DIARY

HQ 1 AUST DIV

SECRET

1 AUST DIV INTELLIGENCE SUMMARY NO.106
FOR WEEK ENDING 4 JAN 44.

DISTRIBUTION:	Copy No	COPIES TO -	Copy No
RAA 1 Aust Div	1- 5	Second Aust Army	33
RAE 1 Aust Div	6- 8	Second Aust Army Int Sec	34
Sigs 1 Aust Div	9-10	Sydney Fortress	35
1 Aust Inf Bde	11-14	NSW L of C Area Int Sec	36
2 Aust Inf Bde	15-17	VDC HQ	37
17 Aust Inf Bn	18	Comd	38
AASC	19-22	G1	39
ADMS	23-25	AQ	40
ADOS	26	G11	41
GPHE	27-30	DAAG	42
1 Aust Div Recep Camp	31	DAQMG	43
X Sec FSS	32	War Diary	44-45
		File	46

Items sidelined will NOT be reproduced under any circumstances but the information may be used in training provided the original source is NOT mentioned.

PART I - OWN TROOPS

1. Souvenir Hunters Cause Needless Loss of Lives.

Souvenir hunting - a practice which is frowned upon, even in peacetime by many straight-thinking Americans - continues to cause needless loss of lives and injuries to U.S. soldiers in the various combat areas. Reports from commanding officers and intelligence personnel about the fighting on ATTU ISLAND state that souvenir hunters in our ranks interfered greatly with the prompt collection of intelligence data. These reports cite several instances in which lives were actually lost, or the progress of battle impeded, by soldiers who endangered the lives of comrades as well as their own, by seeking some useless souvenir.

One observer reports that a soldier found a large pair of Japanese binoculars, which were used by the enemy to spot our planes. The soldier hid the much-needed binoculars, with the thought of picking them up for his private use after the fighting was over. Apparently it did not occur to him that the binoculars were badly needed in spotting Japanese snipers and machine gunners who were killing and wounding our men.

Private D.....and his squad grenaded a Japanese outpost. As his squad moved forward, Private D.....crammed deep into a pocket of his overcoat a small enemy battle flag and some sketches. They became badly soiled and almost unreadable from tundra mud and foxhole water. Days later, at a first-aid station, the sketches were taken from the soldier's pocket and examined. They turned out to be new battle orders, which gave definite information about the enemy - in fact, they revealed the location of an artillery piece whose shell had injured Private D.....

Many of our men apparently removed nameplates from vehicles, picked up optical equipment and took lots of other items that would greatly have aided intelligence personnel in the combat area.

Where there was no loot of interest to the souvenir hunter, enemy quarters and material - useful to us - were sometimes left in utter disorder, and valuable information was destroyed. Our troops ruined foodstuffs and equipment - frequently by slashing through bales and boxes with bayonets - and they burned or damaged tents. In other words, they worked for the Japanese by accomplishing the destruction that the enemy was not given time to complete.

Enemy material should be destroyed when the enemy has it, but it should be preserved when it is in our hands. No matter how small or insignificant certain small items of enemy property may appear to you, they may be exactly what is needed to supply the "missing links" to important chains of information. Remember also that the enemy will frequently booby-trap items he figures you will want as souvenirs.

Both Japan and Germany have often claimed that the efficient operation of their salvage activities has been one of the main factors in successful campaigns of the past. On ATTU the Japanese made special efforts to capture our weapons, equipment, food and cigarettes.

We must seek the enemy's material, and keep him from getting ours. A gun captured today may win a battle for us tomorrow. Our technicians must see everything new that is taken from the enemy. They can copy the good points and incorporate them in our own weapons and they can devise means of countering new enemy weapons.

Remember that: "Everything has a value in modern warfare".
"Nothing should be wasted or ignored".
"Nothing should be wilfully destroyed unless it is in imminent danger of falling into enemy hands".

In connection with the handling or disposal of captured or abandoned property, the 80th Article of War says -

Dealing in Captured or Abandoned Property: Any person subject to military law who buys, sells, trades, or in any way deals in or disposes of captured or abandoned property, whereby he shall receive or expect any profit, benefit, or advantage to himself or to any other person directly or indirectly connected with himself, or who fails whenever such property comes into his possession or custody or within his control to give notice thereof to the proper authority and to turn over such property to the proper authority without delay, shall, on conviction thereof, be punished by fine or imprisonment, or by such other punishment as a court-martial, military commission, or other military tribunal may adjudge, or by any or all of said penalties.

(US Mil Int Bull Vol II - No.3).

PART II - ENEMY

2. Tactics.

Notes on Japanese Tactics on ATTU: A brief report by an American observer on some Japanese tactics used during the operation on ATTU is contained in the following summary.

In general, nothing new was learned at ATTU about Japanese tactics other than what has already been reported from other contacts with this enemy. The Japanese are good soldiers, are courageous, but they can be whipped. Although they show signs of fanaticism, particularly in local counter-attacks, they can be forced to withdraw when they are outmaneuvered. As has been previously reported, they do not like artillery fire, and on ATTU they would not fight when dominant terrain had been secured above them. They do not allow themselves to be captured alive.

WAR DIARY
HQ 1 AUST DIV

As has been reported from other theatres, the Japanese make extensive use of snipers, attempting to infiltrate these men in the rear and on the flanks of American units. The initial fire from these snipers is harassing; but it is not dangerous. This point must be emphasized to green troops. To the best of my knowledge, during the period from May 11 to May 19 inclusive no casualties were caused to the Northern Force by enemy snipers. It is necessary, however, when advancing over terrain which offers concealment to snipers, to thoroughly comb every square foot of area to the rear and flanks in which snipers can hide. These men are trained to fight like animals, in that they can lie motionless for hours at a time and thereby avoid detection. Their weapons (both rifles and machine guns) gave little flash and no smoke, with a result that it is difficult, if not impossible, to place long-range fire on them and they must be rooted out by thorough petrol action.

The Japanese on ATTU made highly effective use of their AA artillery as field artillery, placing fire both as air bursts and impact bursts.

As has been previously reported from other theatres, the Japanese are prone to counter-attack "at the drop of a hat". At ATTU, contrary to what had been expected, the Japanese did not counter-attack under cover of darkness, all counter-attacks being made during daylight hours. The Japanese on ATTU, however, did attempt to infiltrate snipers into our positions during the hours of darkness.

They preferred to do their fighting on ridge lines rather than in valleys and, as has been reported from other theatres, they do a great deal of their fighting from the reverse slope of ridges and hills. On numerous occasions, when the ridge line had been taken, the Japanese would drop down the reverse slope to just below the military crest; from these positions they would wait for the American troops to come over the top, whereupon they fired not only with rifles and machine guns, but with 50-mm grenade launchers. The taking of a ridge line therefore required the taking not only of the crest of the hill, but of the reverse slope as far as, and including the military crest. Many Jap counter-attacks were launched up the reverse slope of a ridge from just below the military crest, on terrain so difficult that it was necessary for the enemy to crawl on all fours in order to advance. In doing this, however, they presented excellent targets for American troops armed with both the M1 rifle and hand grenades, and none of their counter-attacks against the Northern Force were successful.

American troops with the Northern Force on ATTU were in agreement that the most effective weapon that the Japanese infantry had was the 50-mm grenade launcher. On ATTU the Japanese used no booby traps and no barbed wire. All enemy dead were carrying gas masks.

(Tactical and Technical Trends - No.28).

3. Japanese Anti-Aircraft Gun Installations.

Appx 'B' contains plans and information on types of Japanese AA Defences. Owing to the greater demand for Aerial Photographic interpretation, this type of information is becoming increasingly important.

4. Japanese War Materials.

A Second Aust Army Intelligence Supplement containing details on Jap War Materials is attached as Appx 'C'.

PART III - TOPOGRAPHY

5. Hawkesbury River Ferry.

The time-table of the HAWKESBURY RIVER Ferry issued in 1 Aust Div Intell Summary No.101 of 30 Nov 45 has been amended. The current time-table is as follows:-

SATURDAYS, SUNDAYS, MONDAYS

Departs Mooney Point		Departs Kangaroo Point	
1.00 a.m.	1.00 p.m.	1.15 a.m.	Conditional trips, only made on Saturday Sunday and Monday mornings.
2.00 "	1.30 "	2.15 "	
3.00 "	2.00 "	3.15 "	
4.00 "	2.30 "	4.15 "	
5.00 "	3.00 "	5.15 "	2.45 p.m.
	3.30 "		3.15 "
5.30 "	4.00 "	5.45 "	3.45 "
6.00 "	4.30 "	6.15 "	4.15 "
6.30 "	5.00 "	6.45 "	4.45 "
7.00 "	5.30 "	7.15 "	5.15 "
7.30 "	6.00 "	7.45 "	5.45 "
8.00 "	6.30 "	8.15 "	6.15 "
8.30 "	7.00 "	8.45 "	6.45 "
9.00 "	7.30 "	9.15 "	7.15 "
9.30 "	8.00 "	9.45 "	7.45 "
10.00 "	8.30 "	10.15 "	8.15 "
10.30 "	9.00 "	10.45 "	8.45 "
11.00 "	9.30 "	11.15 "	9.15 "
11.30 "	10.00 "	11.45 "	9.45 "
12.00 noon	10.30 "	12.15 p.m.	10.15 "
12.30 p.m.	11.00 "	12.45 "	10.45 "
	11.30 "	1.15 "	11.15 "
	12.00 midnight	1.45 "	11.45 "
		2.15 "	12.15 a.m.

TUESDAYS, WEDNESDAYS, THURSDAYS, FRIDAYS

Ferry does not run between 1 a.m. and 5 a.m.

Between 5 a.m. and 1 a.m. time-table as above.

PART IV - SECURITY

5. Enemy Agents' Instructions.

One of the recently arrested Thinganggun "Swaraj Institute" agents, trained and despatched for work in INDIA by Hari Singh (Usman Khan), has stated under interrogation that, while instructions in regard to sabotage were on the usual lines namely, to hamper communications by damaging railway lines, telegraph wires, post offices and other Government buildings, agents were also to attempt to undertake anti-demolition measures in the event of a British withdrawal. To this end, they were to join the British demolition parties and, after gaining their complete confidence, pretend to assume responsibility for the demolition of strategic railway lines, bridges, dockyards, factories and all valuable installations. Their true object would, of course, be to preserve them intact for the use of the advancing Japanese forces. While the detailed accuracy of this information is questionable, it gives an interesting indication of the subjects which are being studied in Japanese "I" offensive training schools.

(H Second Aust Army Weekly Int Review No.82).

PART V - GENERAL

7. Appx 'A' is another of a series of appendices containing information on Jap A/C, the plane being Type 99 L/B 'SONIA'.

(H B HEREFORD) Col
GS 1 AUST DIV.

SONIA
TYPE 99 L/B

APPX 'A' 1 AUST DIV
INT SUMMARY No 108

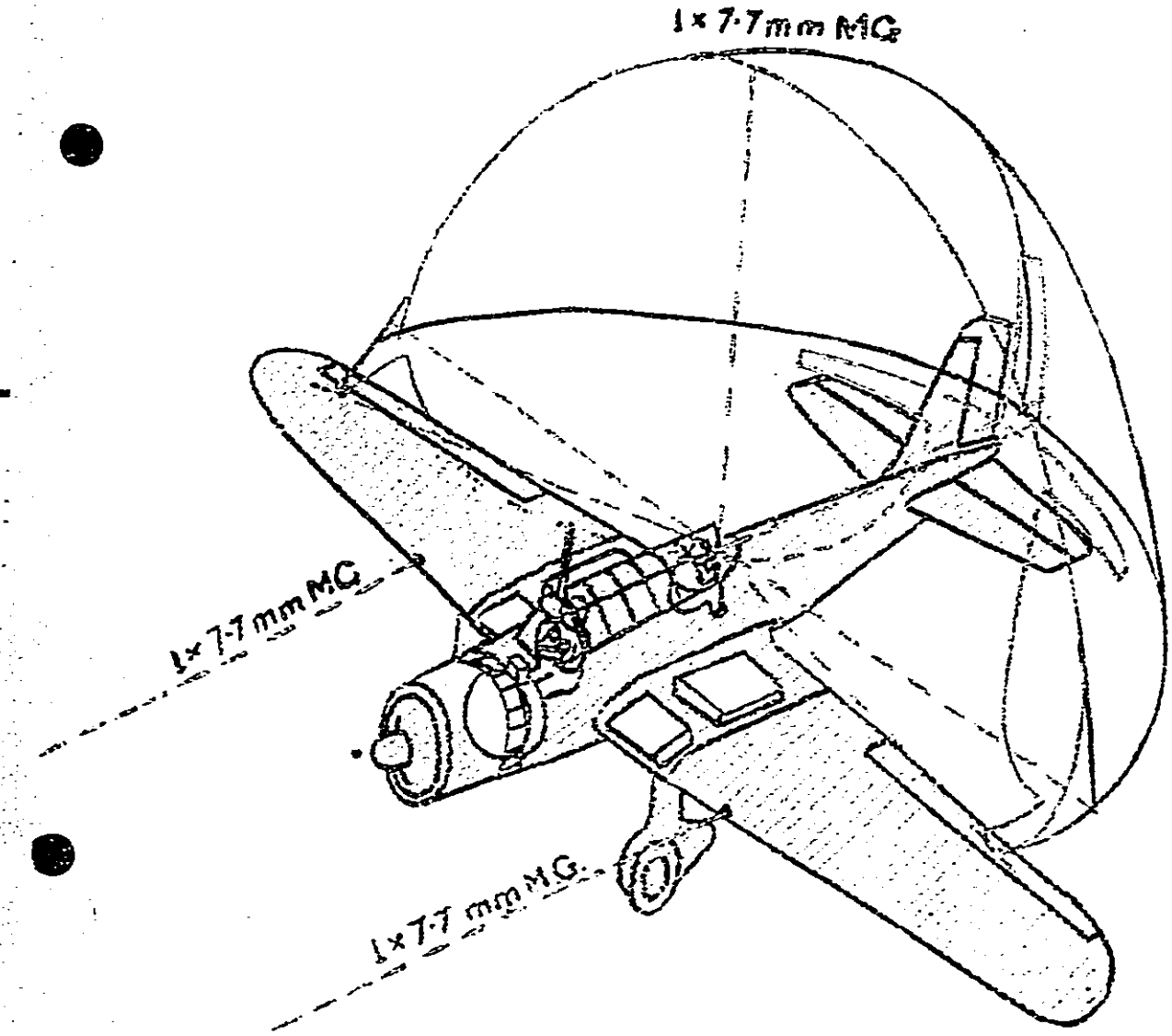

SECRET- NOT TO BE TAKEN INTO THE AIR

SONIA

TYPE 99 L/B.

APPX-'A' TRUST DIV
INT SUMMARY No 105

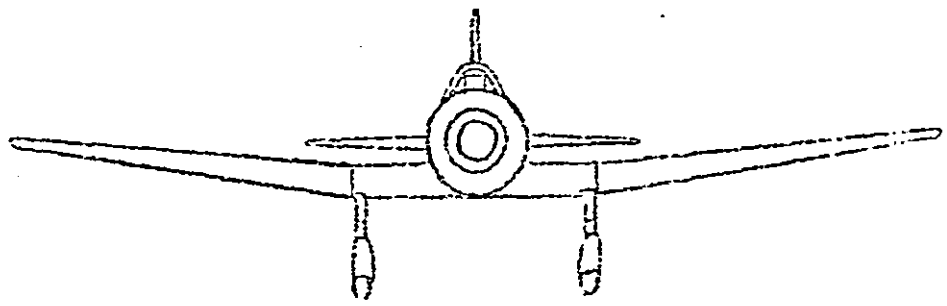

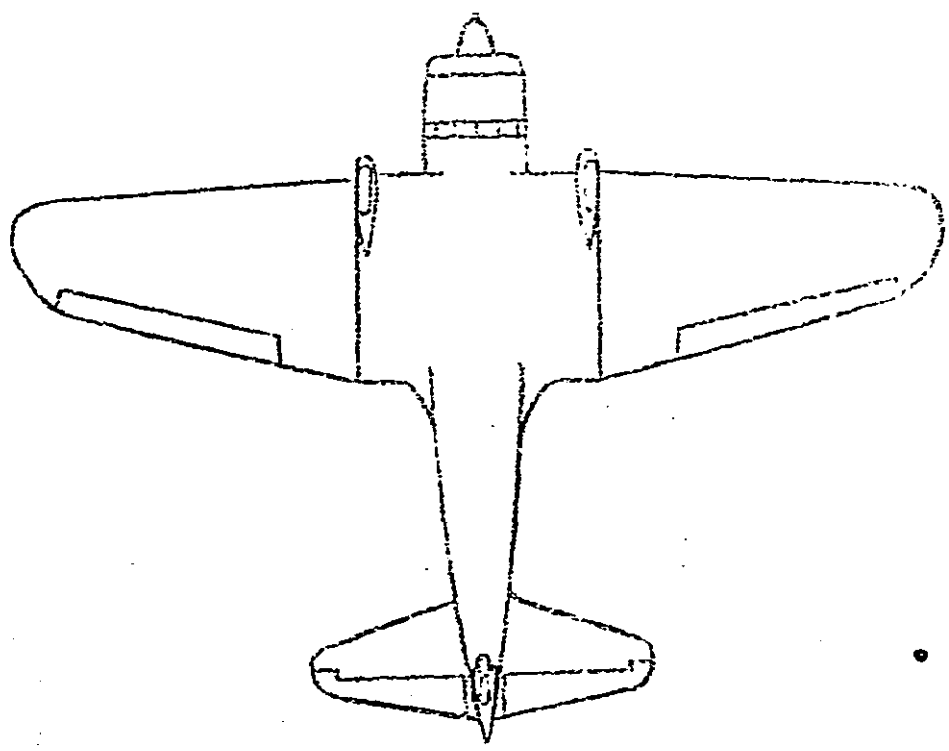

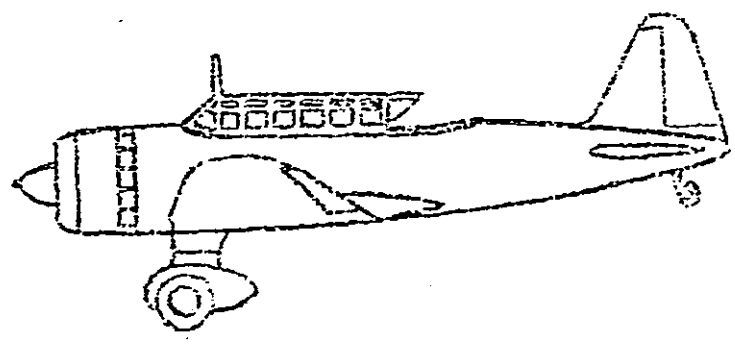

SECRET-NOT TO BE TAKEN INTO THE AIR

WAR DIARY

HQ 1 AUST DIV

SECRET.

APPENDIX 'A'.

NOT TO BE TAKEN INTO THE AIR.

1 AUST DIV INTELLIGENCE SUMMARY NO.106.

' SONIA '

Type 99 L/B.

ARMY

Originally Manufactured by: Mitsubishi

Also Manufactured by:

Crew: Two

Engines: One Kinsei 14-cyl twin-row radial, developing 900 h.p. at 10,000 ft.

Dimensions: Wing Span 39'10" Length 30'2" Height 11'6"

Weights: Empty Normal Full Military Load

Maximum Speed: 250 miles per hour.

Rate of Climb:

Service Ceiling: 16,000 ft.

RANGE

	Range in Statute Miles	Cruising Speed	Bombs (Max)	Fuel Imp.Gal.	Fuel U.S.Gal.
Max Bombs			550 lbs		
Normal			lbs		
Max Fuel					

Radio:

Armour:

Armament: 2 x 7.7 mm. M.Gs. fixed forward
1 x 7.7 mm. M.G. flexible dorsal

Ammunition: 200 rounds per forward gun; 540 rounds per dorsal.

Vulnerability: Three fuel tanks in each wing root two of which are protected by leak absorbent covering. One auxiliary fuel tank located in fusalage between pilot and rear gunner.

Remarks:

Tactical Data:

WAR DIARY

HQ 1 AUST DIV

JAPANESE AA DEFENCES

Since the use of aerial photography is becoming more universal, there is an increasing demand for greater accuracy in photographic interpretation. One of the greatest aids in aerial photographic interpretation is a thorough knowledge of Japanese tactics and defences. This particularly refers to defence of airfields as a list of the usual Japanese methods and layout of AA defences will prove invaluable to any interpreter.

The following sketches and information give details of types of shore defences usually employed by the Japanese.



FIG. 1

A study by the official U.S. Navy Pacific Photo-Interpretation Unit of aerial photographs of Japanese occupied areas in the SOLOMON ISLANDS, reveals that the plan of enemy medium and heavy antiaircraft battery positions usually follows one of three patterns; that of an arc, a triangle, or a rectangle. A typical battery position is shown in figure 1.

3. Ground Patterns.

(1) Arc Pattern.

The arc pattern includes 5 to 10 emplacements. The radius of the arc usually varies directly with the number of guns in the pattern. These batteries are frequently reinforced with a few scattered light AA positions. The CP of the arc battery is located back of the battery, approximately equidistant from the ends (see figure 2). Gun crew

quarters and ammunition dumps can usually be observed at the edge of the clearings in which the batteries are installed. One noteworthy battery consists of a series of three arc patterns, the centre one

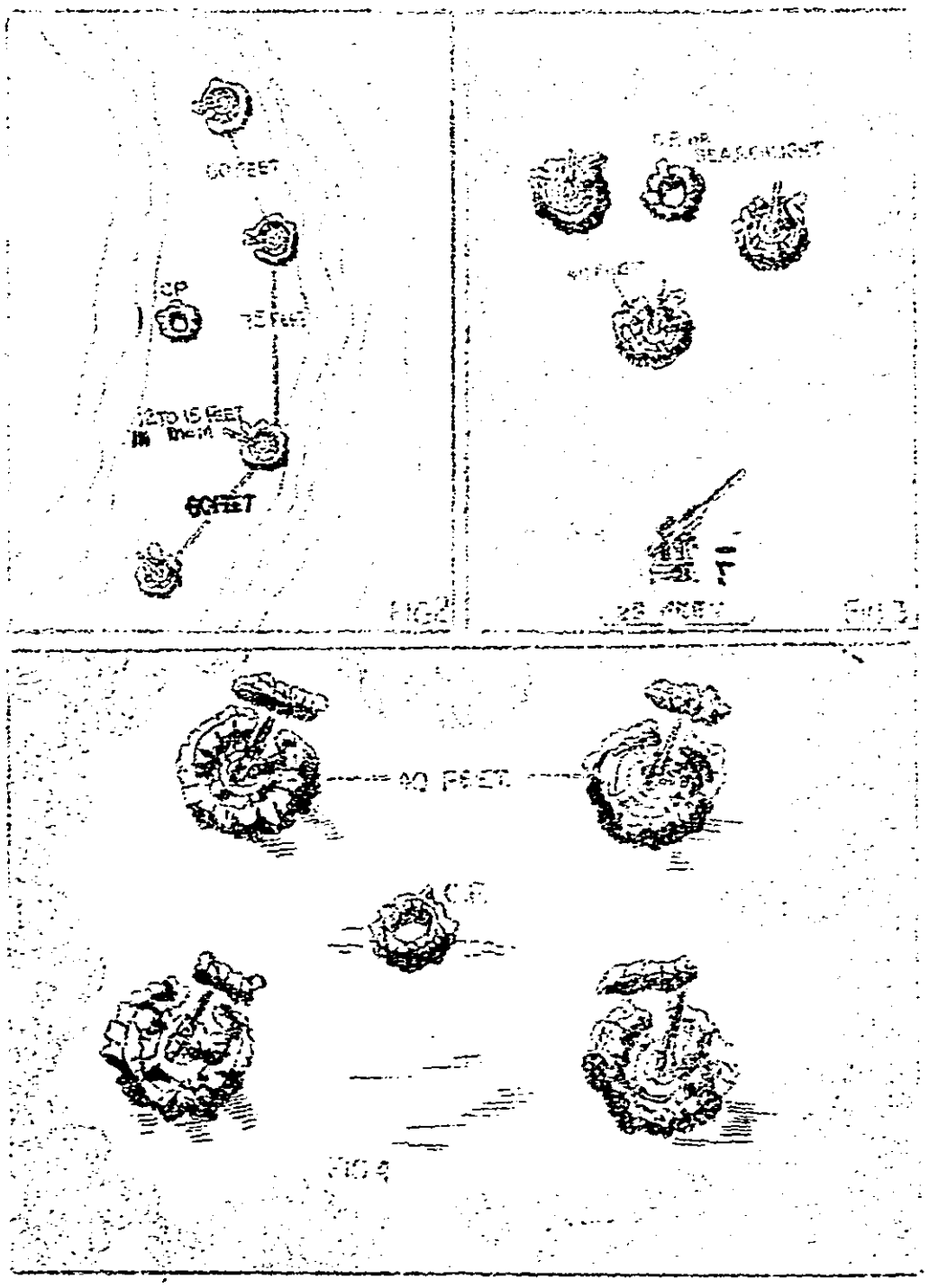

of the three being reversed in direction from the end two. This battery is located at V1A.

(2) Triangular Pattern.

This is a three-gun installation in the shape of a triangle. The CP is usually located in the centre of the position. It is similar to the arc and rectangular positions in all other respects (see figure 3).

(3) Rectangular Pattern.

The rectangular position is a four-gun battery built in a roughly rectangular pattern. This pattern is more of a trapezoid but for purposes of classification, patterns of this type are classified as

HQ 1 AUST DIV
WAR DIARY

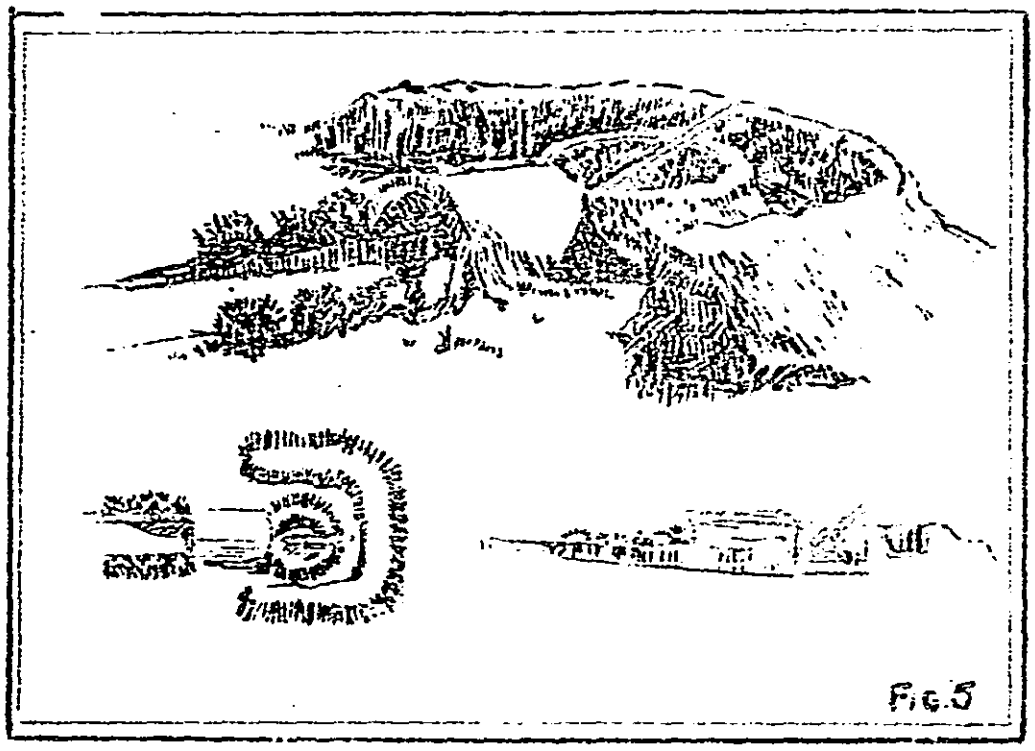

Fig.5

rectangular. This type of battery has a CP in the centre of the position. Cook quarters, ammunition dumps, etc. are removed from the position as in the case of the arc pattern; if the position is in a clearing they are located at the edge of it (see figure 4).

b. Revetment Types.

(1) Circular Revetment.

The revetments that the Japs build are usually circular. In most instances they have no entrances. Some have been observed with a protected entrance, and a few with an unprotected gap. These revetments vary in size from 12 to 30 feet inside diameter. Most of them appear to be slightly countersunk. The revetment is probably built up of sandbags or some similar material (see figure 3).

(2) Modification of Circular Revetment.

At VILA a new type revetment has been observed. This consists of a ramp leading down into the opening of a covered shelter, probably for ammunition storage, which in turn opens directly into a circular gun revetment. Another revetment is built around the first. Several of this type were observed in a battery (see figure 5).

(3) Spiral Revetments for MG or Light AA.

At MARTA a spiral sloped revetment was observed. The inside diameter was approximately 10 feet. The purpose of the spiral was to form a protected entrance. The spiraled wall continued about 8 feet beyond its beginning.

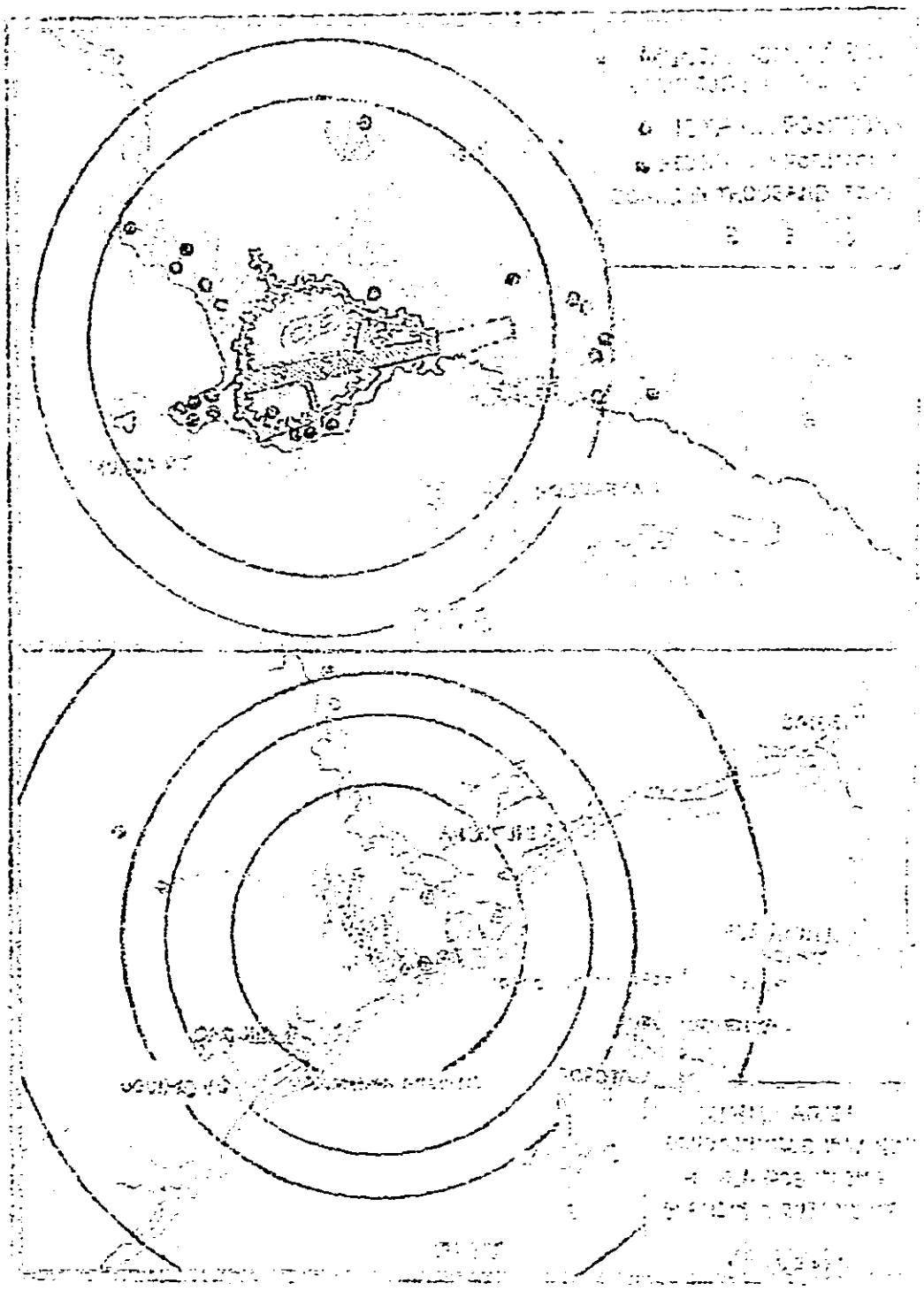

6. Location of Batteries.

The location of batteries relative to a radar array is highly variable. In most instances batteries have been built in natural clearings or depressions. This is illustrated by a comparison of figures 6 to 9.

WAR DIARY
HQ 1 AUST DIV

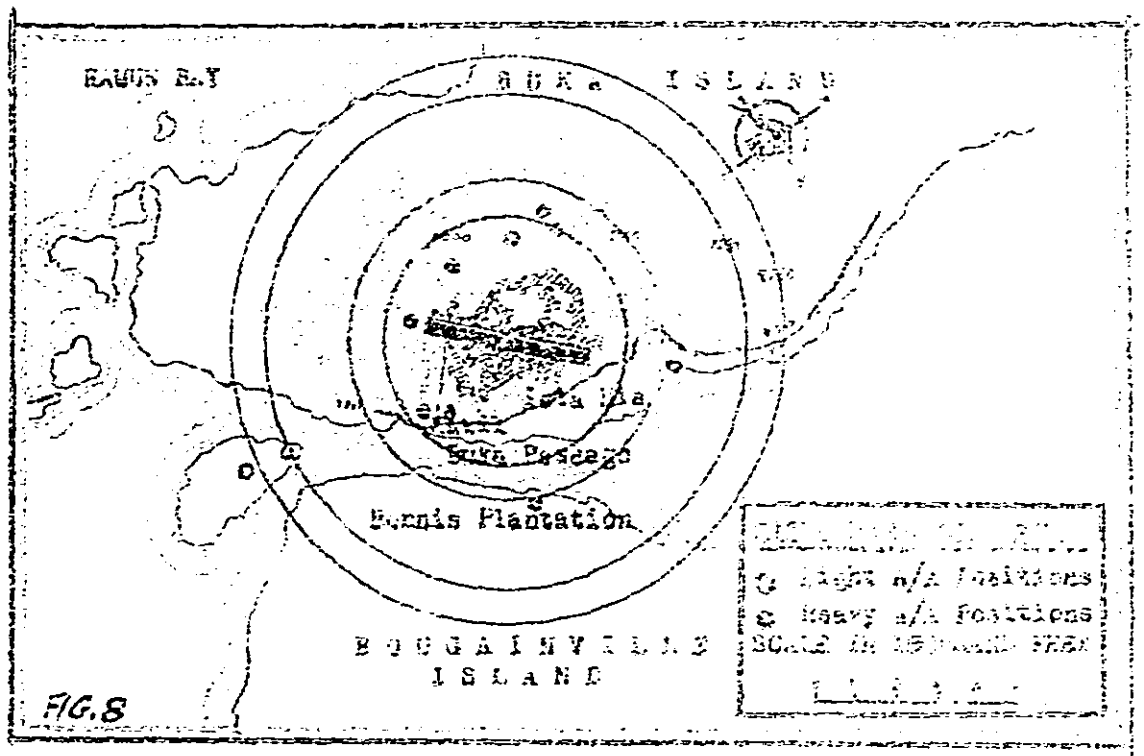

FIG. 8

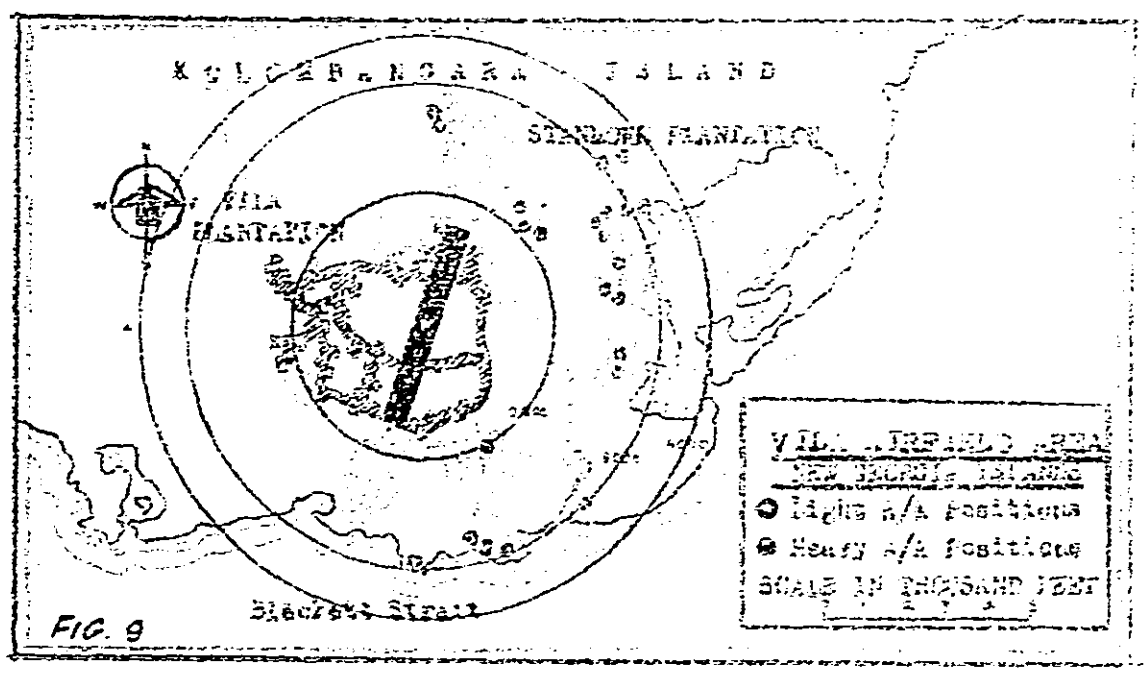

FIG. 9

WAR DIARY

SECRET

HEADQUARTERS SECOND AUST ARMY

SUPPLEMENT TO WEEKLY INT REVIEW NO 88

HQ 1 AUST DIV

JAPANESE WAR MATERIALS

1 AUST DIV
Intelligence Summary No.106
APPENDIX 'C'

SMALL ARMS & GRENADES

1. Improved Type Jap Hand Grenade
2. Jap Type 91 Inf Rifle

MGs

3. Fixed Armament on Jap Barges

MORTARS

4. Jap 50mm Mortar Smoke Bomb
5. Jap Mortars (Type 99 "Small" - Type 94 "Light").
6. Jap 70mm Mortar

ARTY AND TK A GUNS

7. Jap 37mm Type 97 Rapid Fire Gun
8. Jap 75mm Type 94 (1934) Mountain Gun
9. Jap 150mm Howitzers
10. Model 01 (1941) 47mm TK A Gun

CHEMICAL WARFARE

11. Jap Signal Flares

A F Vs

12. New Type Japanese Tank

SIGNAL EQUIPMENT

13. Jap Field Telephone "Model 92"
14. Jap Trench Telephone "Model 2"

TRICKS AND STRATAGEMS

15. Jap Booby Traps
16. Jap Patrol Detector Equipment

MISCELLANEOUS

17. Jap Water Purifier

NOTE: Items in this Supplement are extracts from AMF Weekly Summaries Nos 63-72 except where otherwise stated.

27 Dec 43

R.A. Joyce. Lt-Col
GS(Int)
SECOND AUST ARMY

HQ 1 AUST DIV
WAR DIARY

SUPPLEMENT TO SECOND AUST ARMY WEEKLY INT REVIEW NO 88

IMPROVED TYPE JAPANESE HAND GRENADE

INTRODUCTION

The grenade herein described was recovered at FINSCHHAFEN by a U S Navy Bomb Disposal Unit. This grenade differs in outward appearance from those previously recovered.

Markings on the label contain the following instructions for use:-

(a) Grasp hand grenade as in picture

(b) Pull safety pin from top and firmly strike end

(c) Throw hand grenade immediately

To prevent accidental discharge:-

(a) Keep safety pin in place

(b) Wrap cord around shank and secure after pin is inserted

(c) Avoid striking end in this condition

Markings on the delay train holder read "4 to 5 seconds".

CHARACTERISTICS

Colour	: Black with red top and brass fuse. In the illustration a white paper label with instructions is wrapped around the body
Overall length	: 5⅝ inches
Body length	: 2-5/16 inches
Body diameter	: 1¾ inches
Material of construction	: Cast iron or steel body, brass fuse body and steel striker
Main filler	: Cast picric acid
Weight of grenade	: 10 ozs (approx)
Weight of main filler	: 2 ozs (approx)

CONSTRUCTION

BODY

The cast grenade body has smooth surfaces both inside and outside with a shoulder at each end projecting 1/16 inch from the body. The inside of the body is finished with black lacquer to keep the filler from contact with the steel sides. In addition, the filler is wrapped in heavy paper.

HQ 1 AUST DIV
WAR DIARY

FUSE

The fuse is similar to that used in the Types 91 and 97 grenades with a few improvements. On the old type grenades, the striker may turn or spring clear of the grenade when the safety pin is pulled. In this improved grenade, a screw in the fuse body projecting through a slot in the striker cover keeps the cover in place, allowing the cover to move down with the striker when struck.

The striker body carries a machined striker point rather than a screw as in the Types 91 and 97. This eliminates the necessity of screwing down the striker to arm each grenade.

A light metal flash deflector is fitted on top of the grenade cover. This flash deflector is ⅜ inch in width and ⅝ inch in diameter. Two diametrically opposite ⅛ inch holes are punched in the outer periphery and match the spanner holes in the fuse body. This places the vents in the fuse 90 degrees from the holes in the flash deflector.

The Types 91 and 97 grenades have been observed to burn the hand of the thrower by the flash of the cap through the gas vent when the fuse is struck. The flash deflector eliminates this possibility in the improved type grenade. It is also believed that this flash deflector would decrease the possibility of the flash being seen by opposing forces, thereby reducing the probability of disclosing the position of the thrower during night operations.

OPERATIONS OF FUSE

1. Safety pin is removed
2. A blow is struck on the end of the striker cover
3. This blow fires a cap which initiates a four to five seconds delay train
4. The delay train in turn fires a detonator which initiates the main charge.

CONCLUSIONS

Tests have not been made to determine the relative effectiveness between this new and previously reported types. The two main improvements are:-

(a) The new type striker which eliminates the necessity of screwing down before using

(b) The flash deflector to reduce burns to the thrower and observation by opposing forces at night.

(From MEIU Report NGF Int Sum No 149).

2. JAP TYPE 91 INF RIFLE

The existence of this type of rifle is based on statements made by a PW and should be assessed accordingly.

The PW, who was a sniper captured in the TAMBU BAY Area, stated that this type was carried by cavalry, engineer and transport troops. (See Supplement to Second Aust Army Int Review No 80).

NOTE:

Illustrations of the "Improved Type Jap Hand Grenade"

and "Jap Smoke Bomb - 50 mm"

will be forwarded when available.

GS (Int)
SECOND AUST ARMY.

3. JAPANESE BARGES: FIXED ARMAMENT:

The first evidence of the installation of fixed armament on Japanese Barges was provided by a captured undated mimeographed book, presumably belonging to a member of an SNLP when at SALAMAUA.

An annotated sketch in this book depicted a type "A" barge with a machine cannon forward, a 13 mm MG in the centre and a 7.7 mm MG aft. The latter had a traverse of 120° while the central MG was limited to a similar traverse on either side of the barge.

Fixed platforms were shown as fitted for the MGs and the cannon.

Although fixed mountings have not been encountered to date on any barges, it is possible that armament as described above may be adopted in the future.

(NGF Int Sum No 144).

4. JAPANESE 50mm MORTAR SMOKE BOMB

GENERAL

A number of 50mm mortar smoke bombs were recently recovered from dumps in LAE Area. Each bomb was packed in a cylindrical tin plate container with a push-on lid. The bombs are fired from the Japanese Type "89" Grenade Discharger.

CHARACTERISTICS

Weight	: 1½ lbs (approx)
Overall length	: 6 inches
Diameter	: 1.97 inches, 50mm
Filling	: Smoke mixture Hexachlorethane and zinc oxide

CONSTRUCTION

The complete smoke bomb is made up of three component parts.

(a) The Body:

The body of the bomb consists of a cylindrical brass tube with a hemispherical nose. The tube is filled with smoke

It was described as being almost identical with the Type 99 except for Calibre which is 6·5mm, and takes the same ammunition as the "MEIJI 38".

Attachments consisted of a detachable telescopic sight on the left side of the bolt and a heavy wire bipod hinged to the centre of the stock, which folded up to the muzzle when not in use.

Maximum range was given as 2400 metres, effective 600 metres. There was no off-set on the rear sight for AA use but the PW was taught to estimate lead on the right or left corner of it.

(NGF Int Sum No 144)

3. JAPANESE BARGES: FIXED ARMAMENT:

The first evidence of the installation of fixed armament on Japanese Barges was provided by a captured undated mimeographed book, presumably belonging to a member of an SNLP when at SALAMAUA.

An annotated sketch in this book depicted a type "A" barge with a machine cannon forward, a 13 mm MG in the centre and a 7.7 mm MG aft. The latter had a traverse of 120° while the central MG was limited to a similar traverse on either side of the barge.

Fixed platforms were shown as fitted for the MGs and the cannon.

Although fixed mountings have not been encountered to date on any barges, it is possible that armament as described above may be adopted in the future.

(NGF Int Sum No 144).

4. JAPANESE 50mm MORTAR SMOKE BOMB

GENERAL

A number of 50mm mortar smoke bombs were recently recovered from dumps in LAE Area. Each bomb was packed in a cylindrical tin plate container with a push-on lid. The bombs are fired from the Japanese Type "89" Grenade Discharger.

CHARACTERISTICS

Weight	: 1¼ lbs (approx)
Overall length	: 6 inches
Diameter	: 1.97 inches, 50mm
Filling	: Smoke mixture Hexachlorethane and zinc oxide

CONSTRUCTION

The complete smoke bomb is made up of three component parts.

(a) The Body:

The body of the bomb consists of a cylindrical brass tube with a hemispherical nose. The tube is filled with smoke

WAR DIARY

HQ 1 AUST DIV

mixture presumably hexachlorethane and zinc oxide. Near the base of the tube and evenly spaced around the circumference are four sets of smoke emission ports, each set consisting of seven 3/16 inch holes covered with thin metal foil.

(b) The Base:

The base of the bomb is in the form of a plug which fits into the end of the body, being held in position by means of three brass screws. Connected to the base are two igniter tubes which extend into the smoke mixture. A powder train time fuse from each igniter tube passes through the base, one on either side of the plug containing the propellant charge.

(c) Propellant Charge Plug:

The propellant charge and percussion cap are housed in a cylindrical metal plug 1½ inches long by 1 inch diameter which screws into the base of the bomb. The plug has six ⅛ inch gas emission holes.

ACTION OF BOMB

The striker pin from the grenade discharger detonates the percussion cap which ignites the gun powder propellant and projects the bomb from the barrel. The flash at the same time ignites the two powder trains which run into the igniter tubes and so initiate the burning of the smoke mixture. The heat and pressure generated inside the bomb are sufficient to burst the metal foil which covers the smoke emission ports.

(NGF Int Sum No 149).

5. JAPANESE 81 mm TYPE 99 (1939) "SMALL" MORTAR and 90mm TYPE 94 (1934) "LIGHT" MORTAR: FIRING TESTS

Further information concerning the above weapons extracted from HQ USAFISPA Information Bulletin No 24 of 4 Nov and Report No 14 of 17 Nov 43, is set out hereunder, and follows an interim report published in Supplement to Second Aust Army Weekly Intelligence Review No 71.

Whilst basic characteristics and details quoted in the previous report have not changed, it will be noticed that the maximum range attained with the 81mm mortar using Japanese ammunition is 2,200 yards as against 3,280 yards. Using US M43 HE ammunition, the maximum range attained was 2,530 yards. The 90 mm mortar was tested using Japanese ammunition, and the maximum range using 6 charge increments was 4,050 yards at an elevation of 800 mils (45°). This range is only 100 yards short of that previously reported but this information is by no means complete or conclusive and will be added to no doubt when more ammunition is available for testing these weapons.

The details given in this report were obtained after firing a very limited number of rounds under close technical supervision; generally only one round at each charge and angle of elevation given. Consequently these tables are intended only as a guide, and are neither complete nor exact, and it is to be realised too, that the ranges given in the firing tables may be in error by the full amount of the dispersion of the weapon.

HQ 1 AUST DIV
WAR DIARY

FIRING THE JAPANESE 90 mm TYPE 94 (1934) MORTAR:

A total of 15 rounds of ammunition was available for this test. Of this number, eight were misfires. Two rounds fired with extremely faulty ignition, travelling only approximately 50 yards and 200 yards respectively. In both cases the rounds were duds. Two other rounds travelled about one-half the distance expected, therefore the results do not appear in Firing Tables. It is believed that this large proportion of faulty ammunition was due to the poor packing methods used.

FIRING THE JAPANESE 81mm TYPE 99 (1939) MORTAR:

The firing of this weapon with the U S ammunition is thoroughly covered in the report. The Japanese ammunition fired in this weapon was mostly packed in plain wooden boxes, with the ignition cartridges and increments packed in a paper bag. A large proportion, at least 50%, of these rounds were misfires. The figures given in the report for ranges at 800 mils elevation with four increments, and 800 mils elevation with two increments are interpolations. In each of these cases, the round actually fell about 200 yards short of the range given, giving shorter ranges than with the same charges at greater elevations. It was believed this was due to faulty ignition, and interpolations were substituted in place of the actual ranges obtained. Three rounds were fired with Zero increments with 1,000 mils elevation. All three struck water, and all three were duds, being the only duds in this test. Estimated range was 410 yards.

FIRING THE US 81 mm MORTAR M1 WITH JAPANESE AMMUNITION:

The majority of the ammunition fired in this test was packed in boxes carefully lined with waterproof paper, in addition to having ignition cartridges and increments packed in a waterproof bag. About 15% misfires were obtained in this test, probably from those rounds packed without waterproof paper lining in the boxes. Results are shown in the attached bulletin. Three duds were obtained in firing twenty four rounds. The main difficulty met in this test was misfires caused by ignition cartridge heads remaining in the mortar.

81mm SMALL MORTAR TYPE "99":

GENERAL:

The operation of this weapon will be readily understood by anyone familiar with the U S Mortars. It uses either Japanese or US 81mm M43 H E ammunition and a comparison between the results obtained with each will be gained by referring to the Firing tables.

PREPARATION OF JAPANESE AMMUNITION FOR FIRING:

When received, this ammunition arrives disassembled with all the necessary components in the same box. To prepare a round for firing, the plug is removed from the booster cavity, and the fuze is screwed in and locked in place by screwing in the set screw located in the nose of the projectile. An Ignition Cartridge is pushed firmly into place in the base, and the desired number of Powder Increments Bags are placed in the cutaway slots between the fins. The fuze is not "bore safe", it has no safety pin, and any action of hitting or banging the nose of the fuze is likely to explode the bomb in the bore.

HQ 1 AUST DIV
WAR DIARY

Fuzes will normally be found covered with metal foil and having a projecting wire loop. This loop forms the end of a tear wire and when pulled, aids in tearing off the metal foil covering. The foil should be removed before screwing the fuze into the bomb.

METHOD OF LOADING AND FIRING -

The round is loaded by sliding it down the bore until it comes to rest and ensuring that the fuze is towards the open end of the barrel. To fire the weapon, the Firing Pin Cam Shaft is dealt a hard blow with a wooden mallet or block of wood. The weapon has no fixed firing pin but a hard blow on the Firing Pin Cam Shaft, due to its shape and engagement with firing pin, forces the latter forward. The force with which the firing pin strikes the primer depends entirely on the force with which the projecting Firing Pin Cam Shaft is struck, so a hard blow is necessary. A metal hammer should not be used for fear of damage to the firing mechanism. The weapon has a very limited elevation, from approximately 700-1000 mils (39.375 - 56.25 degrees) ranging according to emplacement. No sights have been captured to date for this weapon and firing was carried out using the sight for the US 4.2 inch Chemical Mortar.

TENTATIVE FIRING TABLE

JAPANESE 81mm TYPE 99 MORTAR USING JAPANESE AMMUNITION:

Range (yards)	Elevation Mils	Elevation Degrees	Charge (No of Increments)
2,200	800	45	6
2,040	1,000	56.25	6
1,700	800	45	4
1,580	1,000	56.25	4
1,000	800	45	2
900	1,000	56.25	2
450	800	45	0

Occasionally, misfires may occur due to the head of the Ignition Cartridge remaining in the mortar and preventing the next round from seating correctly. This round will normally be a dud if it strikes water at short ranges. When fired, the mortar has an exceptionally loud report and a good deal of muzzle flash, which must be considered if its position is not to be disclosed. Due to the small base, the opening round may cause a good deal of movement of the weapon, causing the round to fall several hundred yards short.

JAPANESE 81mm TYPE 99 MORTAR USING US M43 HE AMMUNITION:

This type of ammunition may be used in the same manner as the Japanese projectiles. The results were not entirely satisfactory however, as approximately 25% misfires occurred. It is considered that misfires may have resulted from the sharp firing pin on this mortar but this fact has not as yet been fully determined. Due to the construction of the US ammunition the round may fire when striking the base of the mortar, and without the Firing Pin Cam Shaft being struck, so care must be exercised to keep well clear of the muzzle when loading. The firing pin can be looked in the firing position by depressing the Firing Pin Cam Shaft and rotating the Safety Catch to Safety, in which case the round will be fired immediately it drops on to the projection firing pin.

HQ 1 AUST DIV
WAR DIARY

The increased range obtained with the use of U S ammunition, indicates that greater powder pressure is built up in this weapon as compared to results obtained from the use of Japanese ammunition. Because of this, it is recommended that if the weapon is fired with US M43 ammunition using more than four powder increments, that the first two or three rounds be fired from cover because of the very loud report and large muzzle flash.

TENTATIVE FIRING TABLE

JAPANESE 81 mm TYPE 99 MORTAR USING US M43 HE AMMUNITION:

Range (yards)	Elevation Mils	Elevation Degrees	Charge (No of Increments)
2,530	800	45	6
2,340	1,000	56.2	6
2,255	800	45	5
2,050	1,000	56.2	5
1,900	800	45	4
1,870	900	50.6	4
1,715	1,000	56.2	4
1,660	800	45	3
1,550	900	50.6	3
1,475	1,000	56.2	3
1,275	800	45	2
1,190	900	50.6	2
1,100	1,000	56.2	2
515	800	45	0
470	900	50.6	0
455	1,000	56.2	0

USE OF 81mm JAPANESE AMMUNITION IN US 81 mm M1 MORTAR:

This ammunition has been used very successfully with the 81 mm US M1 Mortar and preparation for firing is the same as for use in the Japanese weapon. The method of firing is the same as for use with normal U S ammunition. The Ignition (Propellant) Cartridge however, is not screwed into the base of the projectile which occasionally results in the heads of the Ignition Cartridges being left behind in the Mortar. Misfires will result unless these are removed. Using six increments, a small amount of muzzle flash may occur. A rough firing table for this ammunition used in the US 81mm M1 Mortar may be prepared by deducting 10% from the ranges attained with US M43 and 43A ammunition in the US Mortar. Figures so deduced will not differ by much from the data obtained by more than the expected limits of dispersion.

TENTATIVE FIRING TABLE

JAPANESE 81mm MORTAR AMMUNITION IN US M1 81mm MORTAR:

Range (yards)	ELEVATION degrees	Charge (No of increments)
3,125	46	6
2,840	50	6
2,745	55	6
2,540	60	6
2,200	65	6
2,200	48	4
2,100	55	4

HQ 1 AUST DIV
WAR DIARY

Range (yards)	Elevation degrees	Charge (No of Increments)
1,925	60	4
1,675	65	4
1,415	70	4
1,440	46	2
1,410	50	2
1,225	55	2
1,175	60	2
980	65	2
880	70	2
750	75	2
505	45	0
490	55	0
420	65	0

It is known that the Japanese also use a mortar which is very similar to the U S 81mm M1 Mortar and possessing approximately the same length barrel. It is expected that ranges of this morter using Japanese ammunition will closely follow those given in the above paragraph.

Comment: The Japanese 81mm Mortar referred to as being similar to the US 81 mm M1 is probably the conventional Stokes-Brandt type weighing in the vicinity of 129 lbs.

JAPANESE 90mm TYPE 94 (1934) LIGHT MORTAR

GENERAL -

This weapon is a smooth-bore, muzzle loading weapon, with a fixed firing pin and fired in the same manner as the US 81mm M1 Mortar. A heavy recoil mechanism is provided and when fired, the barrel moves back several inches along the Recoil Slides at the base of the barrel, and in the lining of the Clamping Collar and Saddle.

90mm MORTAR SIGHT -

The instrument fits on the bracket in the same manner as the US M4 mortar sight. It is graduated in mils, instead of degrees, the main scales being in hundreds of mils and the micrometer scales reading down to 1 mil (6,400 mils to one full circle). Bubbles are provided for cross levelling after the elevation has been applied. Instead of a collimeter, this sight is provided with an elbow telescope, which may be rotated to any angle by lifting the quick release catch opposite the telescope, and pulling the meshing notches clear. If this instrument is not available, the US M4 mortar sight may be used instead and angles obtained from this sight will not be in error by more than 5 mils. The Japanese 90mm mortar sight, however, cannot be used on U S mortars.

PREPARATION OF JAPANESE 90mm MORTAR AMMUNITION FOR FIRING -

The ammunition is dissembled when issued, with two complete rounds plus components per box. The Ignition (Propellant) Cartridge is held in place by use of a flat ring screwed into the base of the tail fin assembly. The ammunition may be found with this Ignition Cartridge already in place, or it may be necessary to unscrew the holding ring, insert the cartridge

JAPANESE MORTARS



FIRE

SAFE

WEIGHT OF BOMB
6 LBS 15 OZS
BOMB NOT TO SCALE

81mm SMALL
MORTAR
TYPE 99

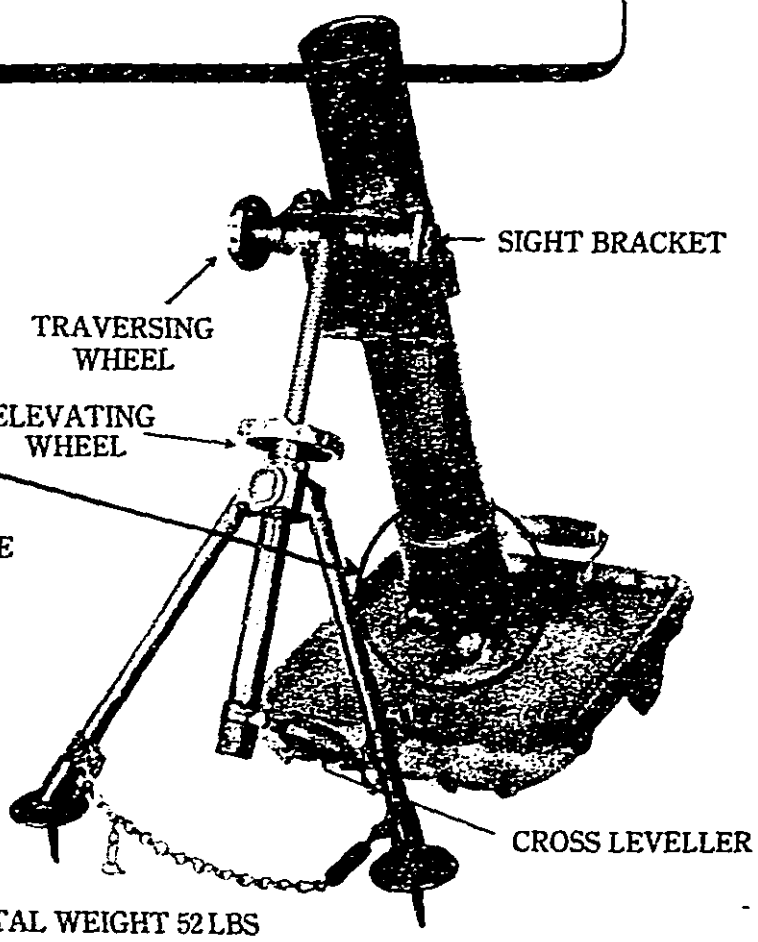

TOTAL WEIGHT 52 LBS

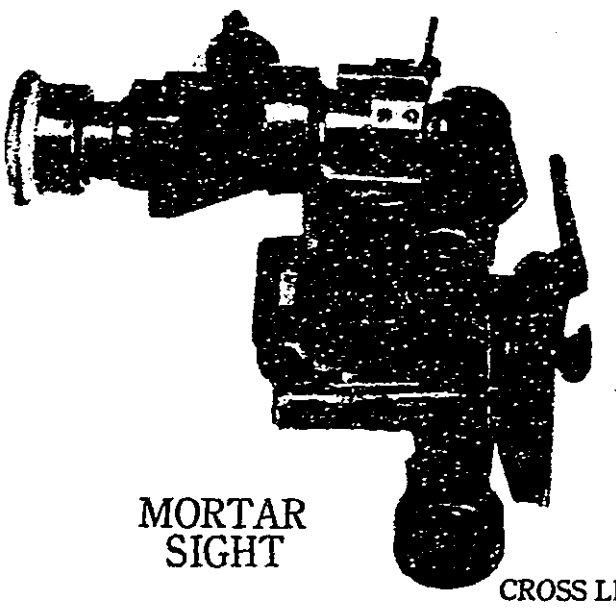

MORTAR
SIGHT

90mm LIGHT
MORTAR
TYPE 94

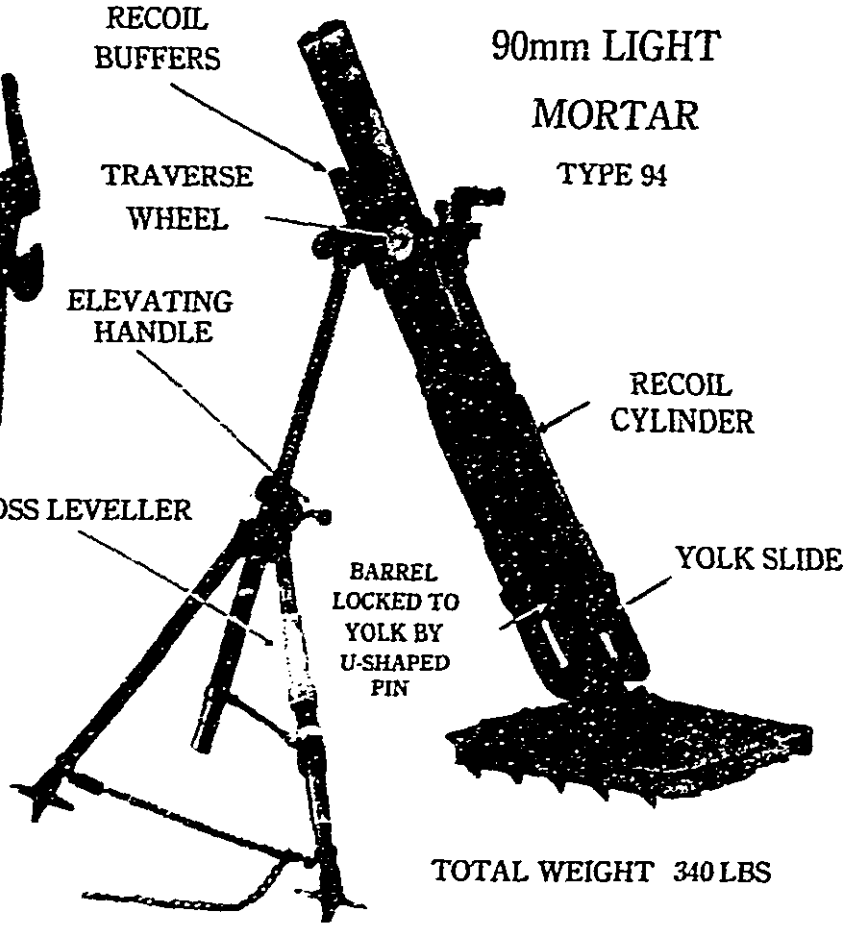



WEIGHT OF BOMB
11 LBS 9 OZS
BOMB TO SCALE

TOTAL WEIGHT 340 LBS

Reproduced by 1 Aust. Mob. Litho. Sec. (AIF) Aust. Svy. Corps.
ADV/MISC/5114

GSI (a) ADV LHQ 10 DEC 43

HQ 1 AUST DIV WAR DIARY

and replace back the holding ring. The required number of Powder Increment Bags are then inserted into slots between the Fins. The fuze is normally enclosed in a bag contained in a screw top tin. The bag also contains a washer and a delay element. The fuze will function instantaneously upon impact if simply screwed into the projectile, in a similar manner to the Japanese 81 mm projectile. The exact method of using the delay element is not known, but it is considered that it fits into the cavity revealed, when the upper part of the main fuze body is unscrewed from the lower fuze body. It is also considered that the washer is firstly placed in the cavity in the lower fuze body, the delay element placed on top of it, and the fuze reassembled.

FIRING -

The weapon is fired in the same manner as the US 81 mm Mk Mortar.

The available information resulting from test firing with this weapon are set out hereunder:-

TENTATIVE FIRING TABLE

JAPANESE 90mm TYPE 94 (1934) MORTAR USING JAPANESE AMMUNITION

Range (yards)	Elevation Mils	Elevation Degrees	Charge (No of increments)
4,050	800	45	6
3,520	1,000	56.2	6
2,750	1,000	56.2	4

When fired with six increments, this weapon gives a great deal of muzzle flash, appearing to extend beyond the muzzle by about six feet in daylight. The report on firing is not excessive.

6. JAPANESE 70 mm MORTAR

The following information on this weapon was extracted from U S Ordnance Dept Report N o 5 of 30 Oct 42.

GENERAL-

The Japanese 70mm Mortar (model unknown) is a muzzle loaded rifled bore weapon consisting of a base plate and the mortar itself. An elevating screw attached to the base plate supports the muzzle, thereby eliminating the need of a bipod. The mortar is attached to the base plate by setting the mounting trunnion in bearings and rotating the mortar forward approximately 90 degrees, in which position the trunnions are locked in the bearings by means of a flange on the trunnions.

CHARACTERISTICS -

Calibre	: 70mm (2.76 in)
Weight of mortar	: 34.25 lb
Weight of baseplate	: 99.5 lb
Total weight	: 133.75 lb
Elevation	: 43° to 78° (approx)
Traverse	: 200 mils (11.45°) right and left

WAR DIARY

HQ 1 AUST DIV

MORTAR

The mortar consists of the barrel, breech and the firing mechanism. The barrel has uniform right hand rifling, with eight lands and grooves. The breech block is hollowed to hold the firing mechanism and is threaded to screw into the barrel thereby closing the breech end of the mortar. The breech block screws out of the barrel in slightly more than 6¼ turns.

The firing mechanism consists of a firing pin, firing pin holder, retracting spring, retracting spring retainer, and a striker. All but the striker are normally housed within the breech block. To fire the weapon, a lanyard is pulled forcing the striker against the firing pinholder. As the latter moves forward, the firing pin, which is screwed into the holder, moves through the firing pin holder in the breech block and strikes the primer of the projectile thereby firing. The weapon has a safety feature incorporated to prevent firing unless the breech block is completely screwed into the barrel. This consists of a notched flange on the rearmost face of the breech block. When the breech block is in the correct position, a spring controlled latch falls into a recess in the rear of the barrel. In this position, the arm of the striker fits into the notch in the flange, and the weapon can be fired, but in any other position, the arm of the striker will foul the flange of the breech block thereby preventing it from contacting the head of the firing pin holder.

BASE PLATE

The base plate, which incorporates the elevating and traversing mechanism, is made of wood and is 31½ inches long by 17⅜ inches wide. Attached to the bottom of the base plate, 2 inches and 19 inches respectively from the rear edge, are two spades which run the full width of the base plate, and having a maximum depth of 4 inches. Attached to the four corners of the base plate are sockets, (two rings at the front and two loops at the rear), for fitting carrying poles to facilitate handling.

Near each socket is fitted a metal loop to secure the base plate for transport by pack animal.

The elevating mechanism consists primarily of an elevating screw which moves through an elevating nut.

The screw is contained in an elevating mechanism housing consisting of two pieces. This housing is fixed to the base plate by means of an elevating mechanism housing pin. The elevating mechanism is connected to the barrel by joining the elevating screw to a coupler connection fitted beneath the barrel. The elevating mechanism is actuated by turning the elevating nut ring which is threaded and locked to the elevating nut. As the elevating nut is rotated so the elevating screw is moved to different elevations. When the desired elevation is obtained, the mechanism can be locked by tightening a locking nut around a locking piece, keyed to the elevating mechanism housing to prevent rotation. This locking piece is retained in position and prevented from slipping by a locking screw protruding from the housing. The traversing mechanism is composed primarily of a pinion moving a traversing gear rack, which in turn moves the mortar and its mounting around a pintle mounted in the front centre of the base plate. The traversing guide, which houses the traversing pinion, is graduated from 0-400 mils allowing the mortar to be traversed up to 200 mils (11.45°) in either direction from centre. Each graduation on the traversing scale represents 10 mils.

APPENDIX B (i)

HQ 1 AUST DIV
WAR DIARY

JAPANESE

70mm MORTAR

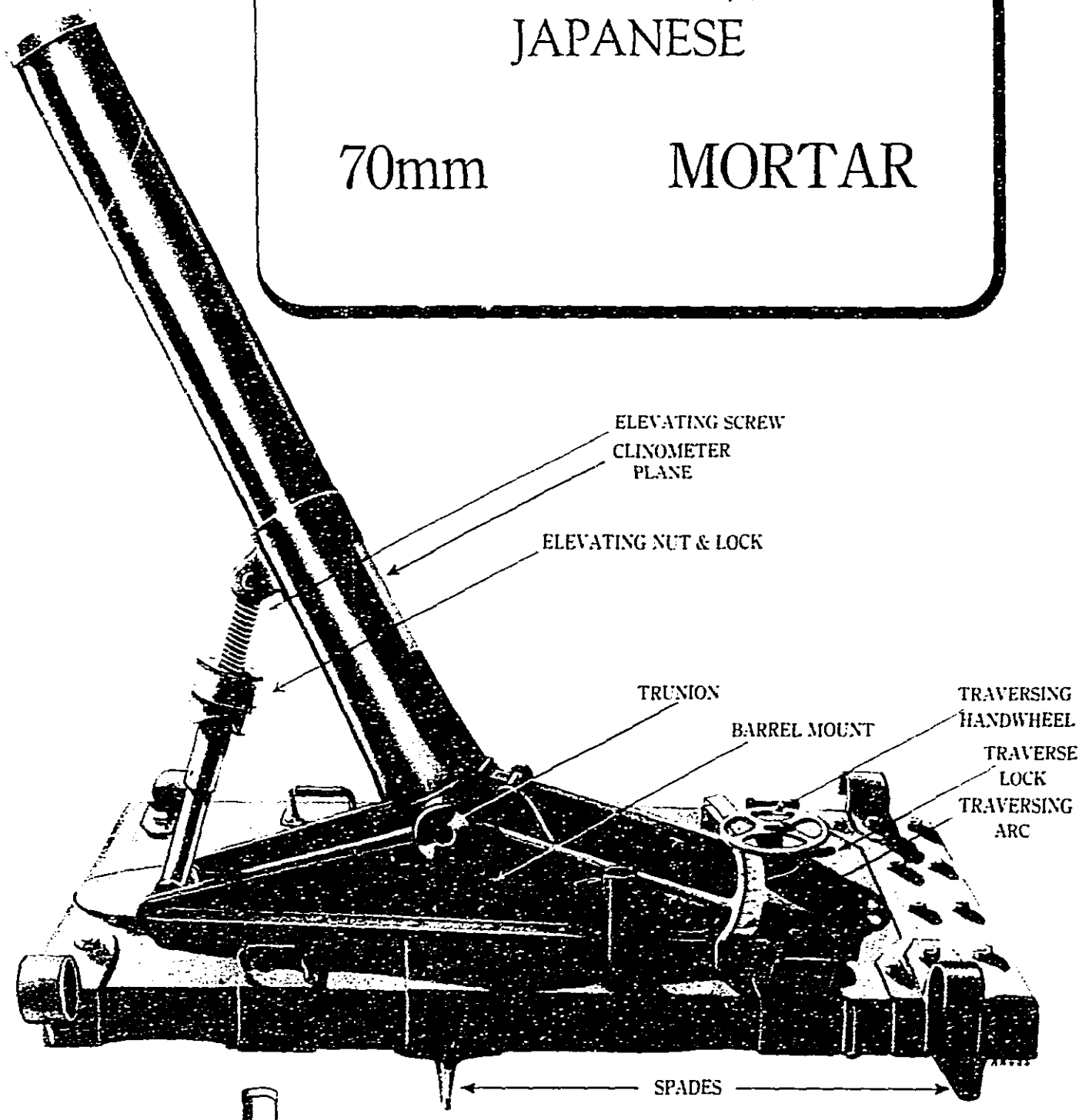

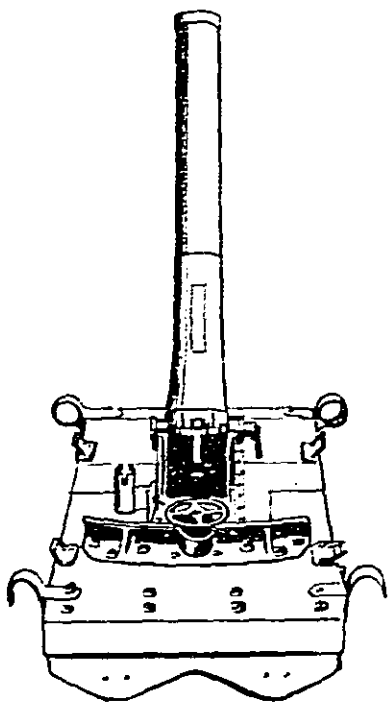

MORTAR FROM REAR

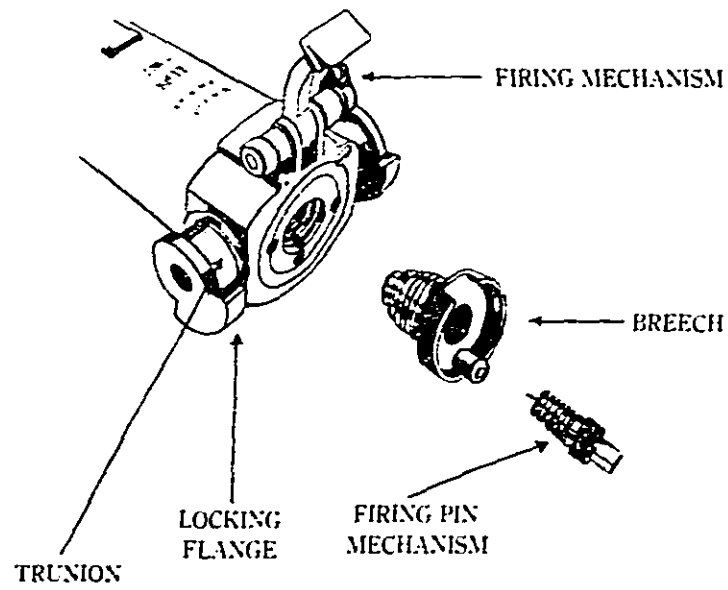

GSI (a) ADV LHQ 24 DEC 43

Reproduced by 1 Aust. Mob. Litho. Sec. (AIF) Aust. Sig. Corps.
ADV/MISC/5126

The traversing mechansim may be locked at any setting by screwing in the traversing mechanism looking piece which fits into the traversing pinion housing.

7. JAPANESE 37mm (1.46 in) TYPE 97 (1937) TK/A GUN

The following details and photographs of this weapon have been extracted from G-2 USAFISPA Information Bulletin No 14. Comments added compare the above weapon with the 37mm Type 94 (1934) Rapid Fire Gun.

HISTORY -

This gun is of German manufacture and regarded by them as obsolete since the Polish campaign. It was manufactured during the period 1936-37 and later sold to the Japanese.

CHARACTERISTICS -

Calibre	: 37mm (1.46 in)
Length of barrel	: 65¾ in
Type of breech block	: Semi-automatic, horizontal sliding wedge
Trail	: Split, all aluminium
Length of trails	: 7 ft 1 in
Width of trails (open)	: 8 ft 8 in (spade to spade extended)
Sights	: Telescopic - "Parallelogram-following" type for direct firing
Rifling	: 16 lands, 16 grooves
Elevation	: 280 mils (16.03 degrees)
Depression	: 210 mils (12.02 degrees)
Traverse	: 45 degrees R and L with trails open - 5 degrees R and L with trails closed
Maximum range	: 4,400 yards
Effective range	: 400 yards
Rate of fire	: 15 rpm
Weight of shell	: 2 lb (approx) - reported as 6lbs
Shield	: Folding wing - back with apron
Thickness of shield	: 0.2 in
Road clearance	: 10½ in
Type of wheels	: concave discs
Type of tyres	: Pneumatic - German "Continental"
Size of tyres	: 6.00 - 20

GENERAL FEATURES -

The weapon is a rapid-fire gun fitted with a semi-automatic breech block and equipped with a spring, knee action shock absorber and pneumatic tyres for high-speed mobility.

The elevating, traversing and air and spring recoil systems are similar to the U S 37 mm ME AT Gun.

A telescopic sight is fitted for direct laying.

COMMENT -

With a reported maximum range of 4,400 yards it is possible that a dial sight and sight clinometer can also be fitted in order to utilise this weapon as a light artillery piece employing indirect fire.

The upper carriage (presumably the cradle) is mounted on the lower carriage by means of a pintle, the lower carriage being

JAPANESE

37mm TYPE 97

RAPID FIRE GUN

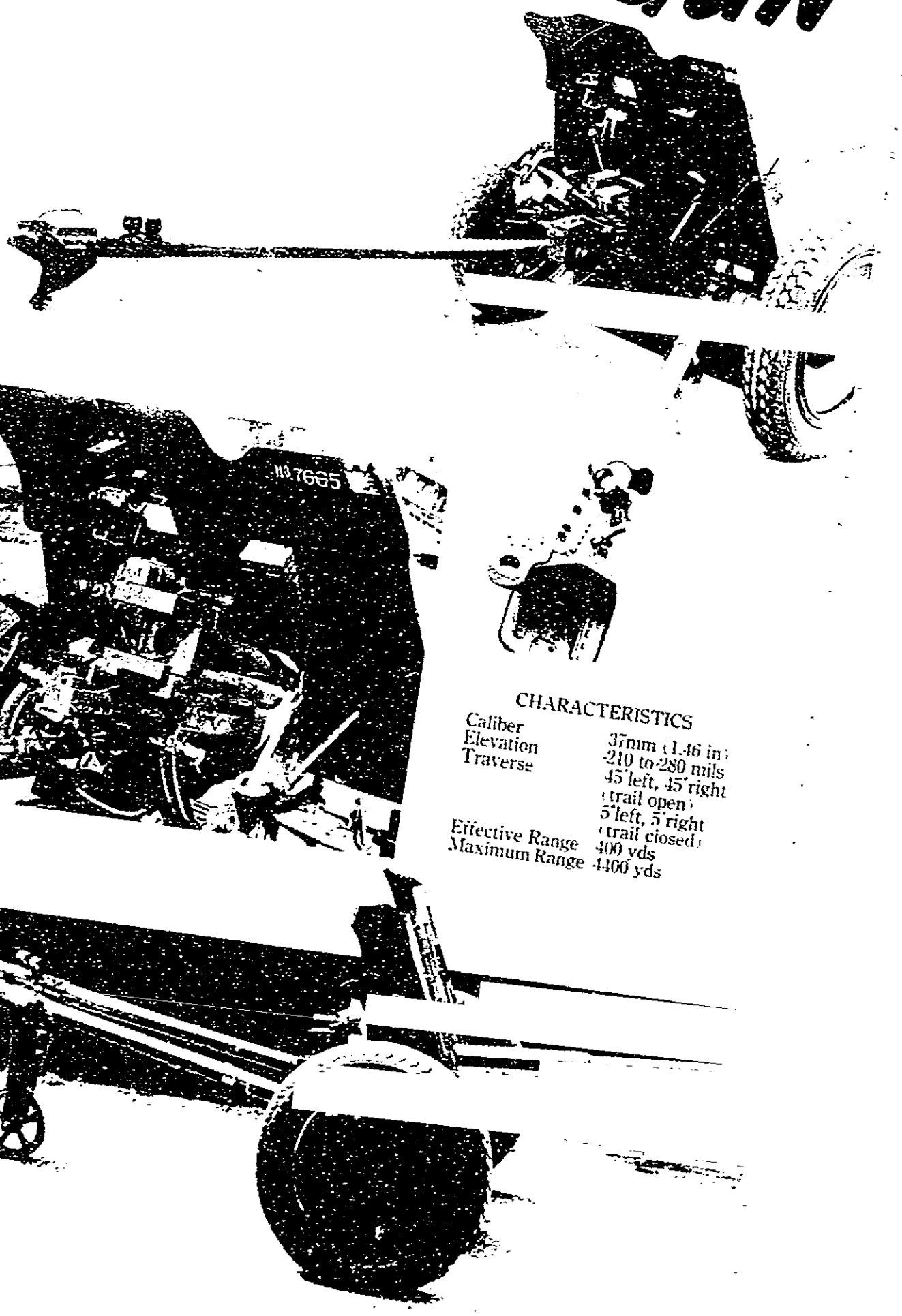

CHARACTERISTICS

Caliber	37mm (1.46 in)
Elevation	-210 to-280 mils
Traverse	45° left, 45° right (trail open)
	5° left, 5° right (trail closed)
Effective Range	400 yds
Maximum Range	4400 yds

Reproduced by 1 Aust. Mob. Info. Sec. (AIF) Aust. Sup. Corps.
ADV/MISC/5120

WAR DIARY

equipped with a compensating axle which pivots horizontally to permit of a three point firing support and levelling of the gun.

The weapon is reported to be very accurate up to 800 yards and is reported to fire a 6 lb projectile.

COMMENT -

This weight is considered to be too heavy and it is thought that the projectile will be approximately equivalent in weight to the British 2 lb AK/A Shell.

SERVICE -

The gun detachment is reported to consist of eight men and their duties appear to be as follows:-

1 in charge
2 layer and firer - sits on left trail
3 loader - sits on right trail
5)
6) Ammunition details
7)
8)

COMMENT -

No report has, as yet, been received concerning use of this weapon in NEW GUINEA and it is presumed that its use has been confined to the South Pacific Area.

8. JAPANESE 75mm TYPE 94 (1934) MOUNTAIN GUN

The following information, together with photographs and diagrams of this weapon, has been extracted from a report prepared by Ordnance Intelligence Sec, USASOS.

When the Japanese Mountain Artillery was reorganised, the original mountain gun, Model 41 (1908) was withdrawn and reissued to infantry regiments, the Type 94 taking its place.

It has been employed during the NEW GUINEA and S P A operations wherever the terrain would permit and observations to date would indicate that this weapon is the only 75mm mobile artillery piece to be brought to and used in these theatres.

DESCRIPTION:

The gun examined was manufactured at OSAKA Arsenal in 1933 and is designed for rapid assembly, disassembly and carriage by pack animal, either horses or mules. It could be transported by manpower but some of the parts are very heavy and transportation of the gun over long distances and rough country would be an arduous and heavy job. When assembled, the gun can be drawn by horses, mules or manpower over short distances by attaching traces or drag-ropes to the spades.

SHIELD - The shield is in two pieces and is locked together centrally. It is made of 1/8 in armour plate and no provision is made for aprons.

BARREL - The barrel is of single piece construction held to the breech by three sets of 60° interrupted threads.

HQ 1 AUST ARMY
WAR DIARY

BREECH BLOCK - The breech block is of the horizontal sliding type and its operation, together with the firing of the gun, is performed on the right side.

RECOIL AND RECUPERATOR SYSTEM - The recoil and recuperator system is of the hydro-pneumatic type consisting of oil and air cylinders, somewhat similar to the British Mks 11 and IV 18 pdr guns.

CARRIAGE - The carriage and axle assembly contains the elevating and traversing mechanism and provides a mount for the recoil and recuperator system, breech and barrel assemblies.

TRAIL - The trails are of unusually long, split, tube type, with fixed shoes and adjusting spades.

WHEELS - Are of the wooden artillery type fitted with steel rims and plain steel axles.

SIGHTS - No sights were recovered with the weapon but the sight mount indicates that a straight tube, periscopic sight, with a central cross-hair reticle is used.

RANGE INDICATOR - Is constructed as an integral part of the sight and graduated in metres from 600 to 2400. With the cross-levelling bubble in the centre of its run, the pointer on the range scale is set at 1200 metres.

The maximum range of this weapon is not known but it is considered to be possibly between 5000 - 7000 yards. Until these weapons have been proof-fired, the muzzle velocity will be an unknown quantity but this information will be published at a later date.

DISASSEMBLY FOR PACK LOADS - The weapon is broken down into eleven pack assemblies for transportation, as shown diagrammatically on the photograph.

GENERAL INFORMATION:

The only type of ammunition recovered and examined is HE, but it is thought that possibly AP can also be used. Instantaneous percussion fuzes have been the only type found with this ammunition, but it is now known that two types of percussion fuzes are is existence, one of which, possibly has a short delay. The complete round weighs 13.75 lbs and, less fuze, is 22 ins long, the shell case being 11 ins and the projectile 12 ins long.

Because of the construction of the recoil system, the recuperation takes approximately 5 seconds and the maximum rate of fire is reported to be 10-12 rounds per minute. This rate is considered to be too high however, and the correct rate will no doubt be established when the weapon is proofed.

The weight of the barrel, breech and recoil assemblies make recuperation comparatively slow when firing at angles over 30 degrees and it is reported that the weapon rarely fires over angles of 30 degrees, the weapon being run-up and moved forward instead.

Porter bars are reported to be used to assist in loading and unloading the assemblies from pack animals because of the small statue of the Japanese.

APPENDIX B (i)

WAR DIARY

JAPANESE 75mm. "TYPE 94" (1934)

MOUNTAIN GUN



PACK LOADS



BARREL - WT. 206 LBS.



BREECH - WT. 82 LBS.

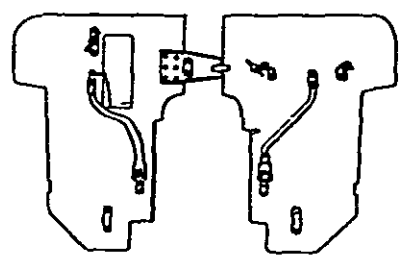

SHIELDS *(Two Parts)* WT. 48 LBS.

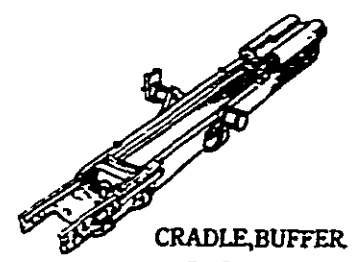

CRADLE, BUFFER and RECUPERATOR ASSEMBLY-WT. 207 LBS

RIGHT TRAIL *(Plus Spade)* WT. 131 LBS.



LEFT TRAIL *(Plus Spade)* WT. 138 LBS.

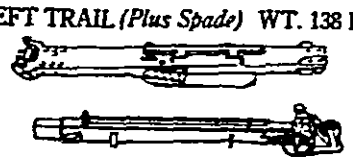

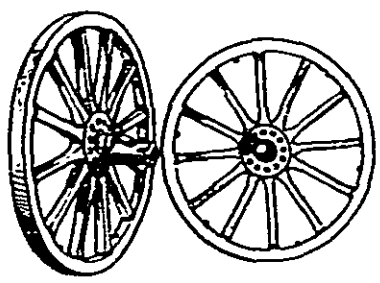

WHEELS *(Each)* WT. 76 LBS

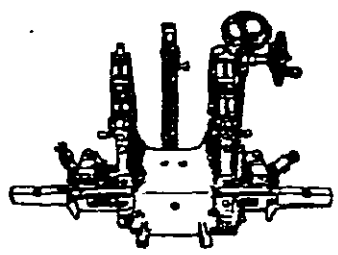

CARRIAGE – WT. 209 LBS.



CHARACTERISTICS

Calibre	75mm (2.95 in)
Weight (overall)	1183 lbs.
Length of Barrel (less breech)	5 ft. 1¼ ins.
Length of Trails	8 ft. 8 ins.
Elevation	44.3 degrees
Depression	10.5 degrees approx.
Traverse	21 degrees right 20 " left
Breech	Horizontal Sliding Type
Sights	Periscopic Type
Recoil	Buffer and recuperator System - Oil and Air
Length of Recoil	22 in. (maximum)
Range Indicator	Disc type incorporated into sight

Reproduced by 1 Aust. Mob. Litho. Sec. (AIF) Aust. Svy. Corps.
ADV/MISC/5081

GSI (a) ADV LHQ

NO 1 ADVT DIV
WAR DIARY

Two aiming posts are supplied with gun, one red and one white, but it is also reported that only one of these is generally used, this only applies to light field pieces however. Provision is made on the aiming posts for the installation of an apparatus illuminating aiming post and a type of Battery Picket or guide light.

It is reported that air is introduced into the recuperator cylinder by means of a hand pump, when necessary, and a pressure of 160 atmospheres is used. This pressure, however, is considered to be excessively high.

A recent report states that a later model of this weapon is now being manufactured. The main difference appears to be in the elevating wheel and mechanism which are built and operated from the right side. Integral with the elevating gear is the range drum. This weapon is also known as the Type 94.

It is believed that a crew of five men are required to operate this weapon. One to operate the sights, two to open and close the breech and fire the gun by means of a lanyard, three to load the gun, whilst four and five are purely ammunition numbers.

9. JAPANESE 15cm (150mm) HOWITZERS TYPE 96 (1936) AND FOURTH YEAR TYPE (1915)

The following interim information on these two weapons has been reproduced from Intelligence Reports Nos 9 and 10 published by Ordnance Intelligence Unit, AC of S, G-2 USAFISPA.

Type 96 (1936) weapons have already been captured in NEW GUINEA. Fourth Year Type (1915) has so far been reported from only the South Pacific Area.

TYPE 96 (1936):

GENERAL

This howitzer is a modern, split trail weapon, the maximum practical range of which is reported to be 10,000 metres. The weapon reported lacked sights and firing mechanism when captured.

CHARACTERISTICS -

Calibre	: 150mm (6.1 in)
Overall length in travelling position	: 21.6 ft
Maximum height, ground to top of shield	: 6.25 ft
Maximum width of carriage	: 6.6 ft
Ground clearance(approx)	: 10 in
Track - to outside of wheel treads	: 5.72 ft
Width of tyre	: 5.75 in
Diameter of wheels	: 4.3 ft
Elevation(estimated)	: 75^{0}
Depression(")	: 3^{0}
Length of chamber	: 1.55 ft
Diameter of chamber at breech	: 6-13/64 in
Length of rifling	: 9.4 ft
Length of barrel	: 11.57 ft
Number of lands	: 36
Bore diameter between lands(approx)	: 5-56/64 in

Bore diameter between grooves(approx)	: 5-63/64 in
Length of recoil-shown on Recoil Indicator	: 600-1040mm (23.6 - 40.9 in)

DESCRIPTION -

The Weapon has a Split trail and is equipped with a Trail Equalizer. The carriage has soldi rubber-tyred wheels and drum-type Hand Brakes. Equilibrators are attached to the rear of the Cradle to facilitate ease in elevating the piece to maximum elevation. One elevating arc only is used similar to the Type 94 (1934) 75mm Mountain Gun excepting that in this case the arc has teeth on the forward face only and is not herringboned i.e. Teeth on the rear face running in an opposite inclination. The Breech Block is tapered and of the interrupted screw type somewhat similar in general appearance and to a certain degree, in operation, to the British Mk IV 18 pdr breech. There appears to be $\frac{3}{4}$ thread surface and $\frac{1}{4}$ plain, the threaded surfaces being arranged in a three step formation, ensuring a neat and close fit. The Breech Block has no obturator, indicating that the cartridge case itself produces complete obturation.

The gun examined was manufactured at the OSAKA Army Arsenal in 1940 and is somewhat similar in general appearance to the American 155mm Howitzer.

FOURTH YEAR TYPE (1915):

GENERAL -

This weapon is an old model howitzer with box trail and a limited traverse. The maximum range is reported to be 7,000 metres. The weapon examined lacked sights and firing mechanism.

CHARACTERISTICS -

Calibre	: 150mm (6.1 in)
Overall length in travelling position (approx)	: 18.4 ft
Length from muzzle to pintle end of first trail section	: 14.7 ft
Maximum height, ground to top of shield	: 6.4 ft
Maximum width of carriage	: 6.3 ft
Ground clearance(approx)	: 13 in
Track - to outside of wheel treads	: 5.55 ft
Width of tyre	: 5.5 in
Diameter of wheels	: 4.02 ft
Elevation(estimated)	: 55^{0}
Depression(estimated)	: 3^{0}
Length of chamber (approx)	: 16 in
Diameter of chamber at breech	: 6-10/64 in
Length of rifling	: 5 ft
Length of barrel	: 7.05 ft
Number of lands	: 36
Bore diameter, between lands	: 5-56/64 in
Bore diameter, between grooves	: 5-63/64 in

Japanese 155mm HOWITZERS

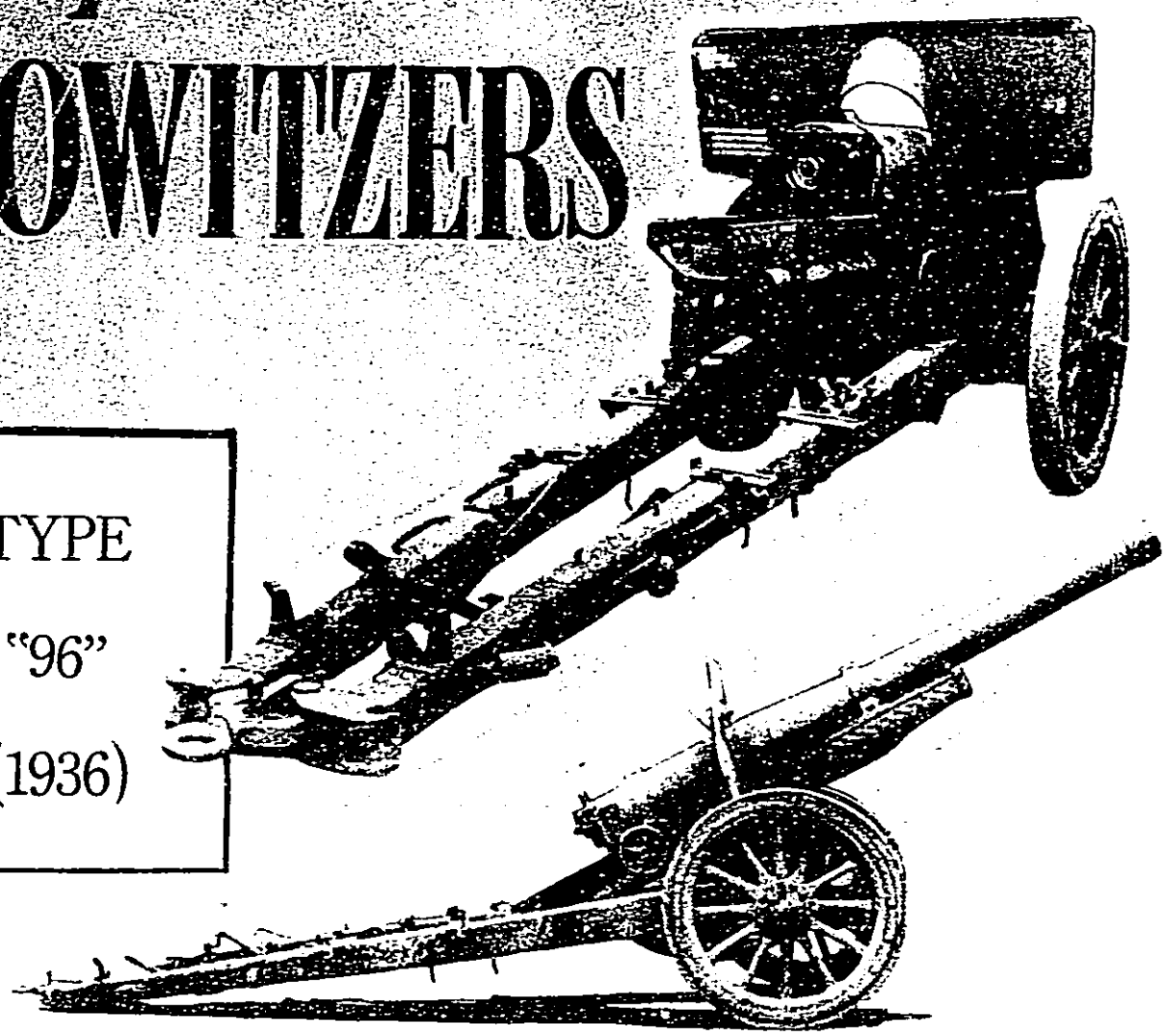

TYPE "96" (1936)





FOURTH YEAR TYPE (1915)

ADV/MISC/5105

Reproduced by 1 Aust. Mob. Litho. Sec. (AIF) Aust. Svy. Corps.

WAR DIARY

Length of Recoil - shown : 510-1340mm(20.08-52.75 in)
on Recoil Indicators

DESCRIPTION -

This weapon has a box-trail with axle traverse. The Breech Block is a vertical sliding type, spring loaded to facilitate ease in operation and unusual in that it slides upward to open the breech. Two Equilibrators are attached to the Elevating Arcs by wire ropes to facilitate ease in elevating the piece to high angles of elevation. The wheels are of the conventional artillery type, having wooden spokes and felloes shod with steel or iron tyres. The carriage would appear to be equipped with drum type hand brakes and is in certain features, similar to the Type 96 (1936).

The gun examined was manufactured at OSAKA Arsenal in 1924.

NOTE: JAPANESE 155mm Howitzers in illustration should read
" 150mm "

10. MODEL 01 (1941) 47mm TK/A GUN

The Japanese were reported to have used a pneumatic tyred 47mm TK/A gun in the PHILIPPINES campaign. The capture of a similar weapon, presumably in the SPA, although the report quotes S W P A, has been reported by War Department General Staff, WASHINGTON. No detailed report has yet been received, but the following characteristics are reproduced for information.

The weapon captured is a Model 01(1941) and was made in 1942.

Previous reports indicate that 37mm is the standard Rapid Fire Gun of the Japanese Army and only two types have been reported on to date. The familiar 37mm Type 94 Rapid Fire gun has probably been modified and improved by the later Type 97. The latter is pneumaticised and apparently has a two-piece split-trail to facilitate stripping into pack loads.

The appearance of the new weapon, possessing a greater calibre and markings of recent year of design and manufacture, might indicate that JAPAN is following more closely German or Russian trends in an endeavour to increase fire-power and to counter the heavy armour on latest model tanks. Viewed in the light of similar increases in the calibre of other weapons, this may provide an interesting sidelight on the alteration in the Japanese outlook that has taken place since their entry into the war- a change that has caused them to sacrifice their lighter weapons of attack for the heavier weapons of defence.

The 47mm gun is a split trail TK/A weapon of modern design with a long barrel heavily reinforced at the muzzle. This feature would probably indicate a high muzzle velocity. The gun is low, unusually wide, and fitted with pneumatic tyres which would allow it to be towed by M/T. The trails are unusually long and equipped with a locking yoke and handles.

The breech is of the horizontal sliding wedge type with semi-automatic action and closely resembling that of the Type 94 37mm gun.

The wide tread and small wheels permit of a wide traverse and a wide shield, cut away at the bottom, is provided.

WAR DIARY

The breech is marked "Model 1 Mobile 47mm Gun - Made OSAKA Arsenal 1942". On general overall design, the piece resembles later models of the ZIK 45mm Russian TK/A gun which are reported to be developments and modifications of the original Rheinmetal designs.

No ammunition was recovered with the gun, but 400 rounds of 47mm ammunition were found on ATTU although no weapon of this type and calibre was recovered on the island.

The A/P round is 15.5 inches in length and weighs 6 lbs 5 ozs complete. The projectile weighs 3 lbs 6ozs and the weight of the propellant charge is 13.9 ozs. The shell case is unusually long and large with a neck tapering down to take the 47mm projectile. The rimmed case has a maximum diameter of 3.5 inches for a distance of 8.4 inches.

11. JAPANESE SIGNAL FLARES:

A point of interest has been brought to our notice by First Aust Army regarding flares used with Types 89 and 10 year Grenade Dischargers reported in Supplement to Second Aust Army Weekly Intelligence Review No 81.

The markings on the top of the flares are raised and of various shapes and combinations, which no doubt provide a method of identifying the number and colour of the stars in the flares at night e.g. "Square" for White "Triangle" for Green and "Circle" for Red.

The numbers of the stars contained in each flare is represented by the number of the abovementioned figures appearing on the top of each flare.

The Germans have a similar method of identification for their pyrotechnics and it is believed that the Royal Navy identify their signal cartridges in a similar fashion.

HQ 1 AUST DIV
WAR DIARY

NEW TYPE JAPANESE TANK

12. Photographs taken over the RABAUL area north of SULPHUR CREEK on 2 Nov revealed 12 tanks of a hitherto unknown type. As the photographs are very small, it has been impossible to give, accurately, full particulars of the tank, but the sketch shown is considered to give a correct impression of the proportions and salient features.

It is intended to publish further details as and when information is forthcoming. For the present the following points may be noted :-

(a) The tank is a new and possibly amphibious type. It virtually has no rounded curves for deflection of fire but is angular in form.

(b) Consistent with the possibility of it being amphibious are :-

(i) The appearance of an exhaust pipe at the rear right hand side of the top of the hull.

(ii) The absence of exterior attachments, thus precluding the fixing of luggage etc to the outside of the tank. The absence of such attachments would also, however, assist against sticky bombs and against personnel climbing onto the tank.

(c) It appears to have the following characteristics :-

(i) Weight approximately 9 tons
(ii) Length approximately 14 feet
(iii) Height to top of turret approximately 7 feet
(iv) Width to top of turret approximately 8 feet

(d) Armament consists probably of a 37 mm gun in the turret and a MG (probably 7.7 mm) forward on the left of the hull.

(e) The suspension is of the Carden-Lloyd type, has two bogies (4 bogey wheels) and appears to have the idler wheel at the rear touching the ground. This would be consistent with the Japanese later model Tankette (M2598 - 1938), and would place the driving sprocket at the front.

(f) Two hatches with hatch covers hinged at the rear are located on either side of the turret, and a ventilator hatch is on the top and centre rear of the hull. The turret has a cupola top.

(g) One photograph shows that a periscope is probably mounted on the right side of the hull forward of the hatch.

(NEW GUINEA Force Weekly
Intelligence Summary No.148)

WAR DIARY

NEW TYPE JAPANESE TANK





FIR/MISC/6594

G.S.I. FIRST AUST. ARMY....
BASED ON INFM. FROM NGF. INT SUMMARY 149.

REPRODUCED BY 6 AUST ARMY TOPO SVY COY AIF. NOV '43

WAR DIA...

3. JAPANESE FIELD TELEPHONE - MODEL 92

The description and characteristics of this instrument have been extracted from a report by the FMG Department. Annotated photographs are shown in the accompanying photograph.

GENERAL DESCRIPTION:

The complete set is contained in a wooden cabinet with a sheet metal lid and metal reinforced corners. The metal fittings are plated with several very thin alternate layers of nickel and copper, and the complete outer surface is heavily coated with glycerylpthallate resin lacquer. The handset was not available for examination but it is of a similar design and weight to that used with the trench telephone No 2 type carried in a leather case.

EXTERNAL DIMENSIONS AND WEIGHT:

Length	: 10¾ in
Breadth	: 6-7/8 in
Depth	: 4-3/4 in
Weight (less handset)	: 10½ lbs

TACTICAL USE:

The appearance of the instrument would suggest that it is intended for installation at a Headquarters or sheltered location. Whilst it is sturdily made, its finish would suffer in comparison with the trench telephone if itwere given the same treatment and exposure to the elements as the latter.

The following facilities are provided:-

(i) Speech circuit - handset and spare receivers are provided.

(ii) Magneto signalling facilities - hand generator and magneto bell.

(iii) Telegraph facilities - telegraph key operates the buzzer in a local circuit, providing a tone of 600 cycles per second.

METHOD OF HANDLING:

A - CONNECTION:

(i) Connect line to main (shown thus 本) Earth bar to earth return (shown thus 地)
On the surface are two links; maintain in normal position i.e. closed.

(ii) Use of telegraph circuit. Open electric bell by means of left hand link.
Connect telegraph wires to main, earth bar to earth return.

(iii) Connect lightning arrester, if necessary and ensure that it is installed inside lid otherwise lid will not close.

WAR DIARY

(iv) When a two wire, or metallic circuit is used, connect the wires to main and earth terminals. If the lightning arrester is used an "escape ground" or earth pin connection is necessary. When a single line is used with a lightning arrester, it is necessary to connect the earth terminals of both the telephone and lightning arrester to the "escape ground" or earth pin.

B - USE OF DRY BATTERIES:

Place two dry batteries in position and connect battery wires when using the set. When battery voltage runs down, the vibrator cannot be used and the batteries should then be renewed.

14. JAPANESE TRENCH TELEPHONE MODEL 2

The following details and characteristics of this instrument have been extracted from a report made by P M G. The photographs were taken by the Photographic Section Adv L H Q from an instrument captured in NEW GUINEA during one of the early operations.

GENERAL DESCRIPTION

The set is housed in a leather case and built into a wooden cabinet which has metal reinforced corners and three compartments; one for the handset, one for the batteries, and a third for the generator, a bell and a condensor and induction coil. As much of the wiring as possible between the compartments is moulded into the bakelite partitions.

TACTICAL USE

The instrument provides normal local battery speech and both normal battery and magneto signalling facilities. Its appearance would indicate that it is for hard "front line" use and need not be removed from its leather case for operation.

DETAILS OF OPERATION

Translation of characters on the Instrument Plate is as follows:-

Method of Use

(i) To install, connect line wired to L 1 and L 2.
(ii) During speech, press handset pressle switch continuously.
(iii) When connected to the exchange, turn handle after conversation, to transmit the "finish" signal.
(iv) In the event of poor transmission, test dry batteries by observing the intensity of the test lamp.
(v) When using the common battery system circuit, disconnect the link between terminals 2 and 3.

Further details for the operation of the set are:-

The wire, either single or metallic circuit, is connected to the terminals marked L 1 and L 2 on top of the case. The handset is permanently connected to three terminals behind the Generator. The black wire from the handset is the transmitter and receiver "common", and is connected to the lowest terminal marked thus ⏚). The yellow wire, from the

JAPANESE
FIELD TELEPHONE
MODEL 92

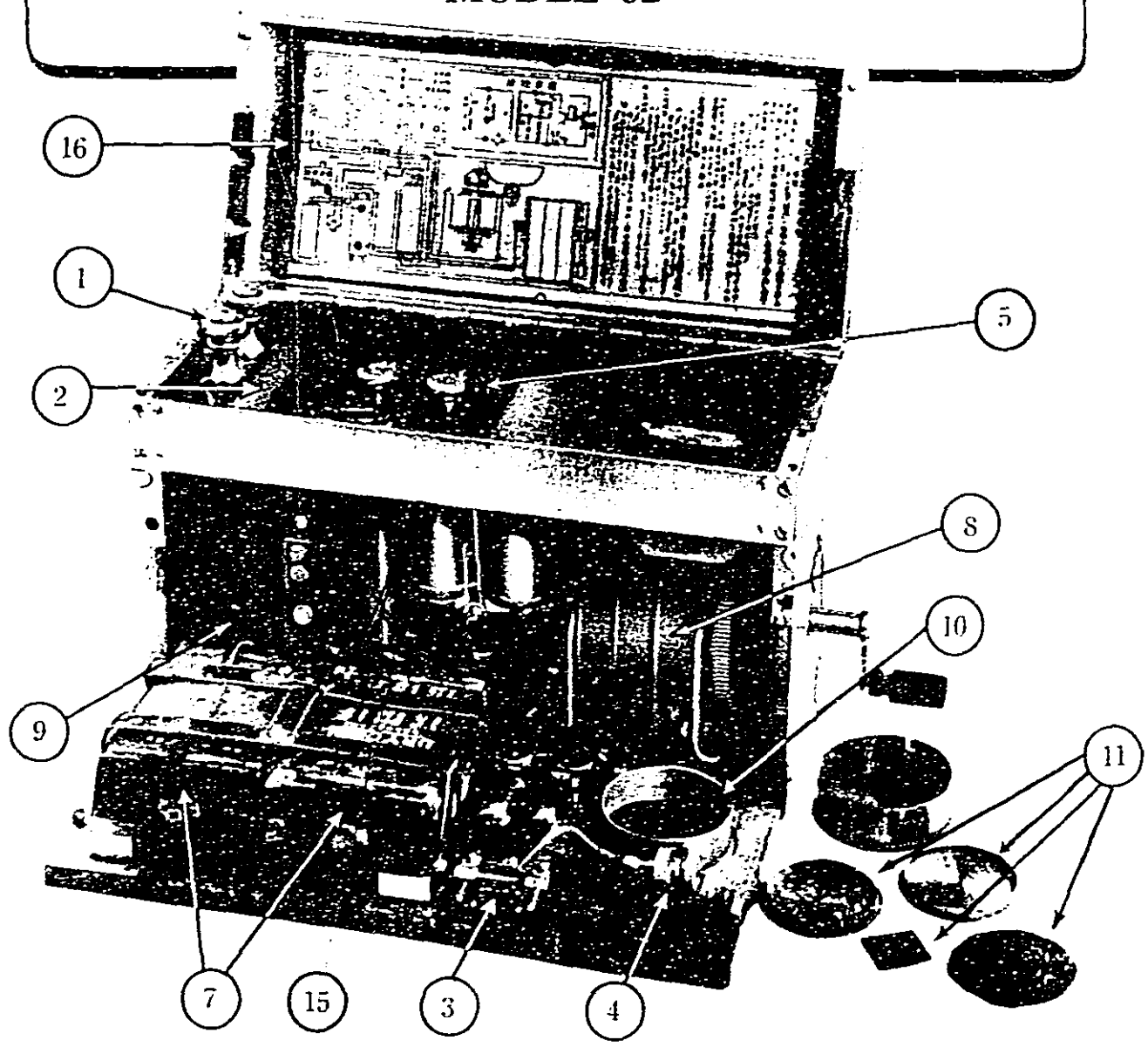

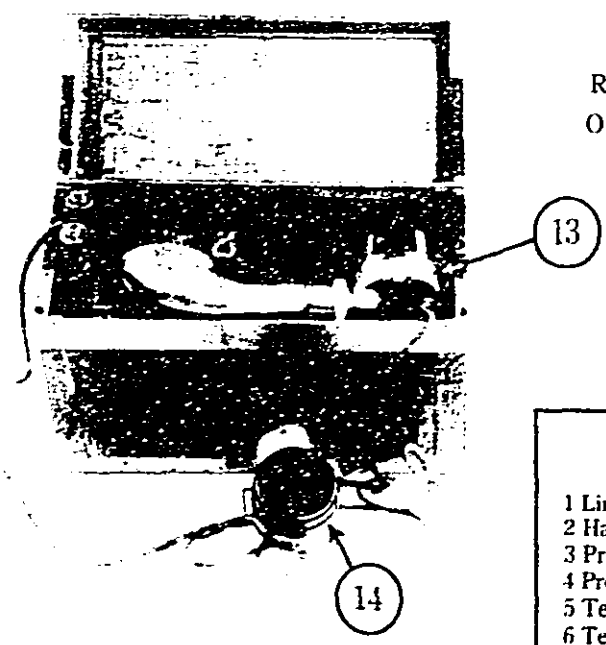

SET OPEN FOR USE

REAR VEIW
OF CABINET

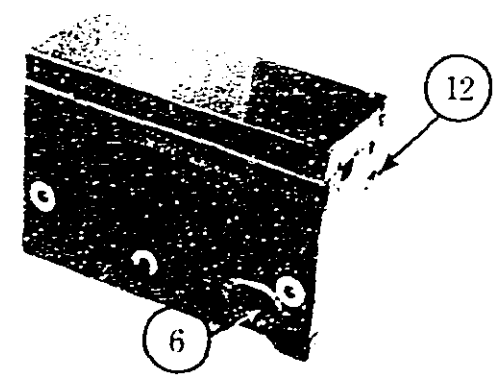

KEY TO NOMENCLATURE

1 Line Terminals	9 Condenser
2 Handset Terminals	10 Spare Parts Container
3 Protector Block	11 Spare Parts
4 Protector Earth Terminal	12 Opening Catch
5 Test Terminals	13 Handset
6 Telegraph Key	14 Earphone
7 Batteries	15 Induction Coil
8 Generator	16 Circuit Diagram & Instruction

Reproduced by 1 Aust. Mob. Lubo. Sec. (AIF) Aust. Svy. Corps.
ADV/MISC/3•95

GSI (a) ADV LHQ

HQ 1 AUST DIV
WAR DIARY

receiver only, is connected to the middle terminal marked thus (貴) and the green wire from the transmitter to the uppermost terminal marked thus (綠).

A collapsible handle is permanently attached to the generator and is withdrawn for use through the aperture in the leather case and the wooden cabinet.

The telephone is normally set up for magneto signalling, but for CB (common battery) operation, the link between terminal 2 and 3 above the bell coils should be removed.

NOTE -

In relation to sub-paragraph (iv), included in the equipment is a block, mounting a pair of clips and a torch globe for testing the condition of the battery.

A warning is issued concerning replacement of the handset in the cabinet and it states that when the mouthpiece is placed downwards in its position, the cord be folded and placed in the space on either side of the handset. As long as the cord is folded alongside the handset, discharge of the battery will not take place.

15. BOOBY TRAPS

Although to date the Japanese have not systematically mined or planted booby traps on any appreciable scale in evacuated areas, there is a definite increase in the number of such items encountered. According to a PW captured at SALAMAUA, the most common booby traps were either hand grenades which exploded when objects attached to them were removed or mines concealed by branches on foot tracks.

During the operations at LAE variations of these devices were encountered. Two or three cases were reported in which brightly coloured rounds of ammunition were connected to booby traps. Documents and equipment are also used as booby trap lures. Another type of anti-personnel device consisted of detonators attached to signal wires. The detonators were apparently intended to explode when the wires were trodden on or run through the hand.

There have been several variations of a simple device employing the hand grenade as the bursting charge. One of these variations is illustrated. A length of pipe or tubing or a shell case is set into the ground and an armed hand grenade is suspended upside down in the top of the tube by means of a loosely fitting transverse retaining pin, as illustrated. A second type of suspension has been reported in which the grenade is supported by the retaining pin which passes beneath the body of the grenade.

The retaining pin is connected to a trip wire, souvenir or window so that a slight pull will withdraw the pin, allowing the grenade to drop to the bottom of the tube, where it explodes on impact.

A man standing 10 feet away from the explosion of one of those booby traps was unharmed, so that they may possibly be used rather as a warning device.

WAR DIARY

JAPANESE MODEL 2
TRENCH TELEPHONE

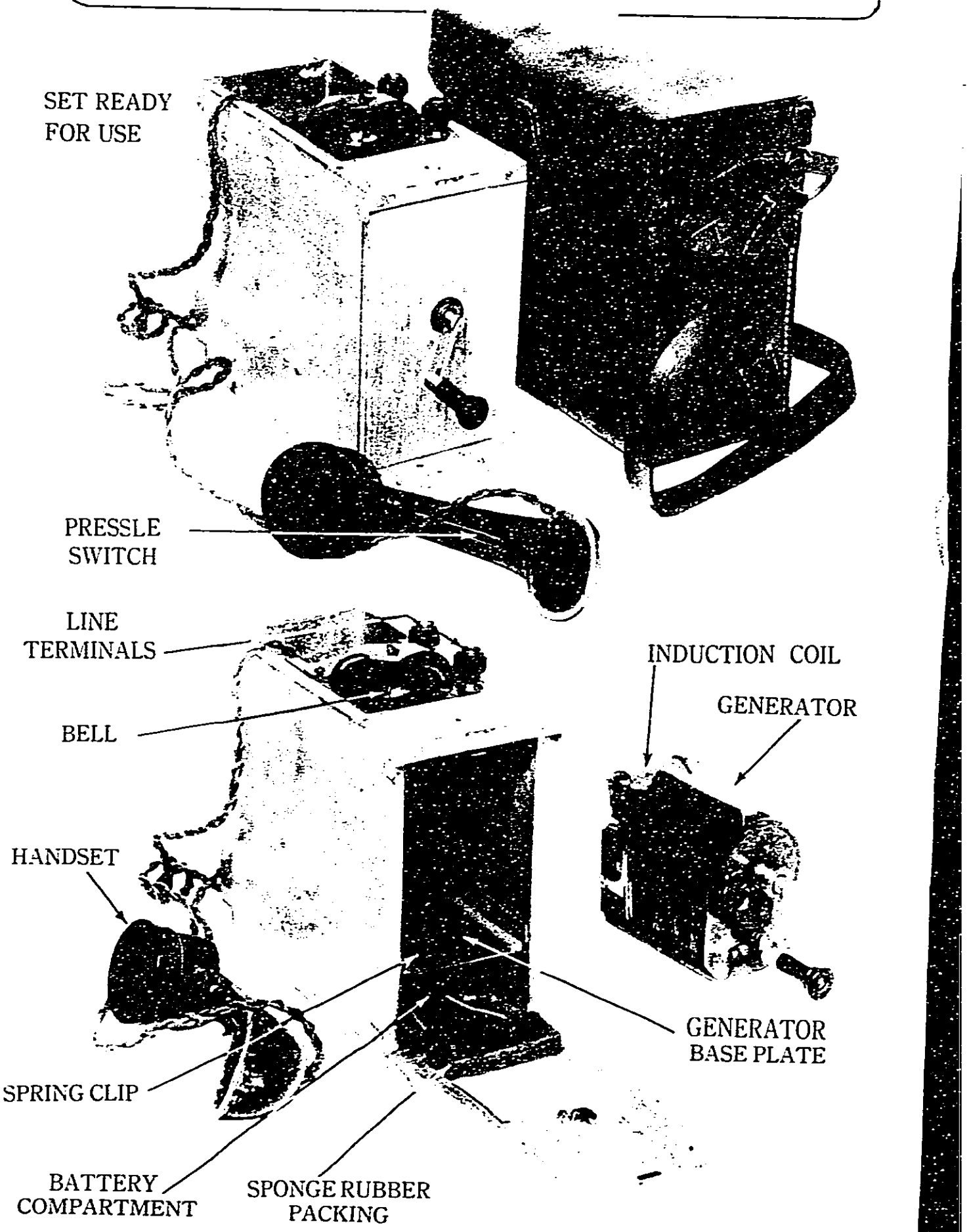

Reproduced by 1 Aust. Mob. Litho. Sec. (AIF) Aust. Svy. Corps.
ADV/MISC/5101

GSI (a) ADV LHQ 26 NOV.

WAR DIARY
HQ 1 AUST

However, the burster charge has been stepped up in some cases by placing the grenade in a tin can with the striker protruding through the bottom. The can was then packed with a plastic explosive and suspended as before.

A further device, similar in principle to those already reported has now been recovered from FINSCHHAFEN. It consists of a Type 97 Japanese grenade and a fuzed 50mm mortar shell wired together in such a way that the grenade fuze projects from one end of the assembly. The percussion fuze of the 50mm shell rests against the upper end of the grenade and the assembly is suspended by a string with the grenade fuze pointing downward.

Drawing a pull or trip wire attached to the suspension string allows the assembly to fall on the grenade striker. Explosion of the grenade depresses the mortar fuze striker thereby causing detonation. The delay train was not removed from the grenade to give instantaneous action.

While well constructed, the booby trap appears to be impracticable due to the probable time involved in assembly.

Disposal may be accomplished by carefully replacing both safety pins.

What to look for:-

(i) Upright pipes or tubes in the ground.

(ii) Pieces of string or wire, either loose or taut.

(iii) Documents or equipment with cord or wire attached.

(iv) Watches, fountain pens or any other attractive souvenir.

To disarm the trap:-

(i) If buried, remove the earth cover.

(ii) Remove the tin cover.

(iii) Support the grenade carefully while withdrawing the supporting pin, then lift out the grenade.

(iv) Carefully remove the flexible brass fuse cover and take out the striker and creep spring.

(Adapted from NGF Summaries Nos 144 and 148 and AAF Summary No 150).

16. PATROL DETECTOR EQUIPMENT

In a recent translation of an enemy operation order, reference is made under "Organisational Equipment" to the "siren and patrol detector equipment" being brought forward to a certain area with the unit baggage.

Many forms of equipment capable of detecting patrols could be conjured up in the mind of anyone with a colourful imagination. This equipment might range from the simple bully beef and jam tins to wire obstacles or it could be some form of trip wire joined up to bell, buzzer or signal lamp unit, that would ring,

-JAPANESE-BOOBY-TRAP-

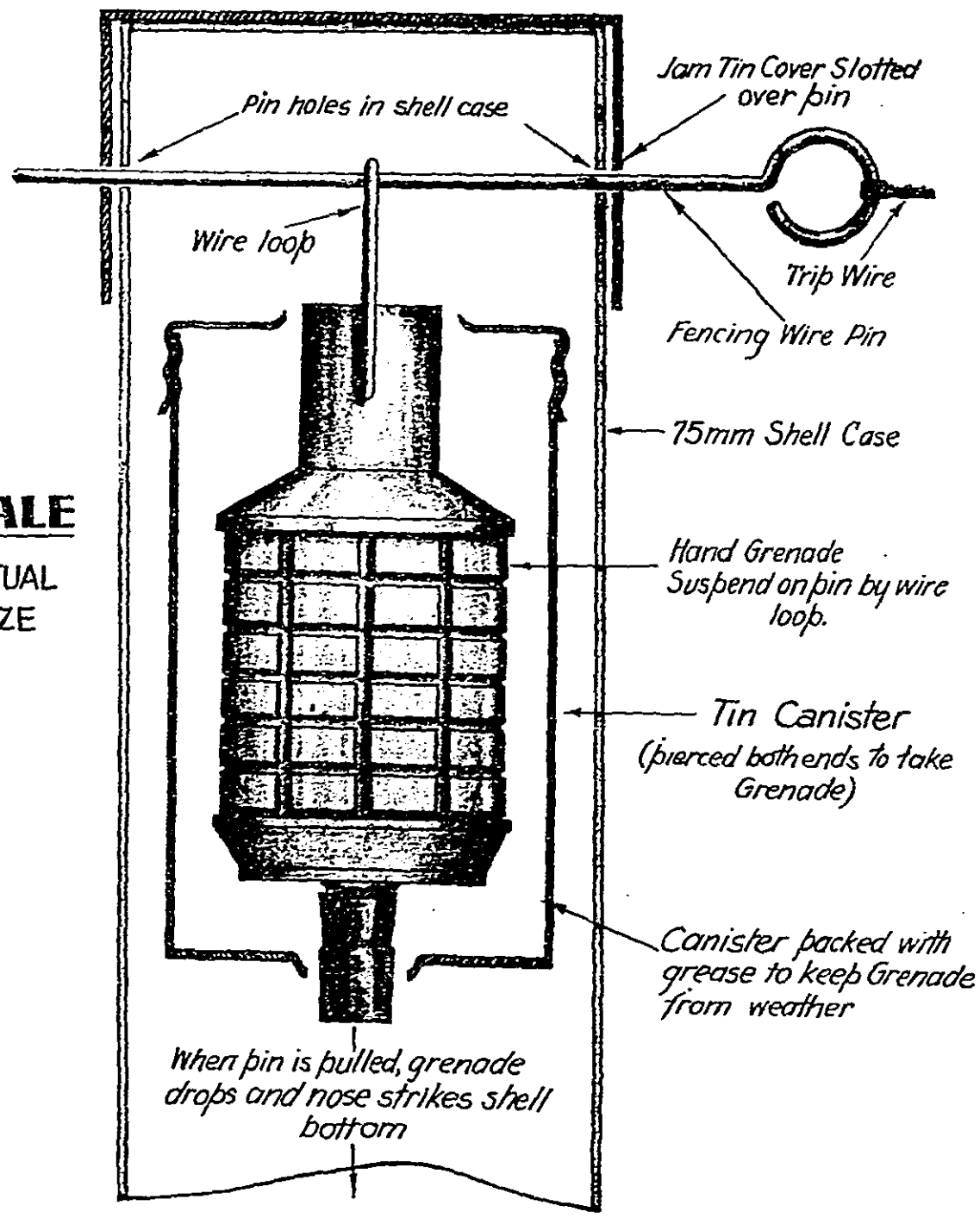

SCALE

ACTUAL SIZE

FROM NG FORCE WEEKLY INTELLIGENCE SUMMARY 144

REPRODUCED BY 6 AUST ARMY TOPO SVY COY A.I.F. NOV '43.

JAPANESE WAR DIARY

BOOBY TRAP

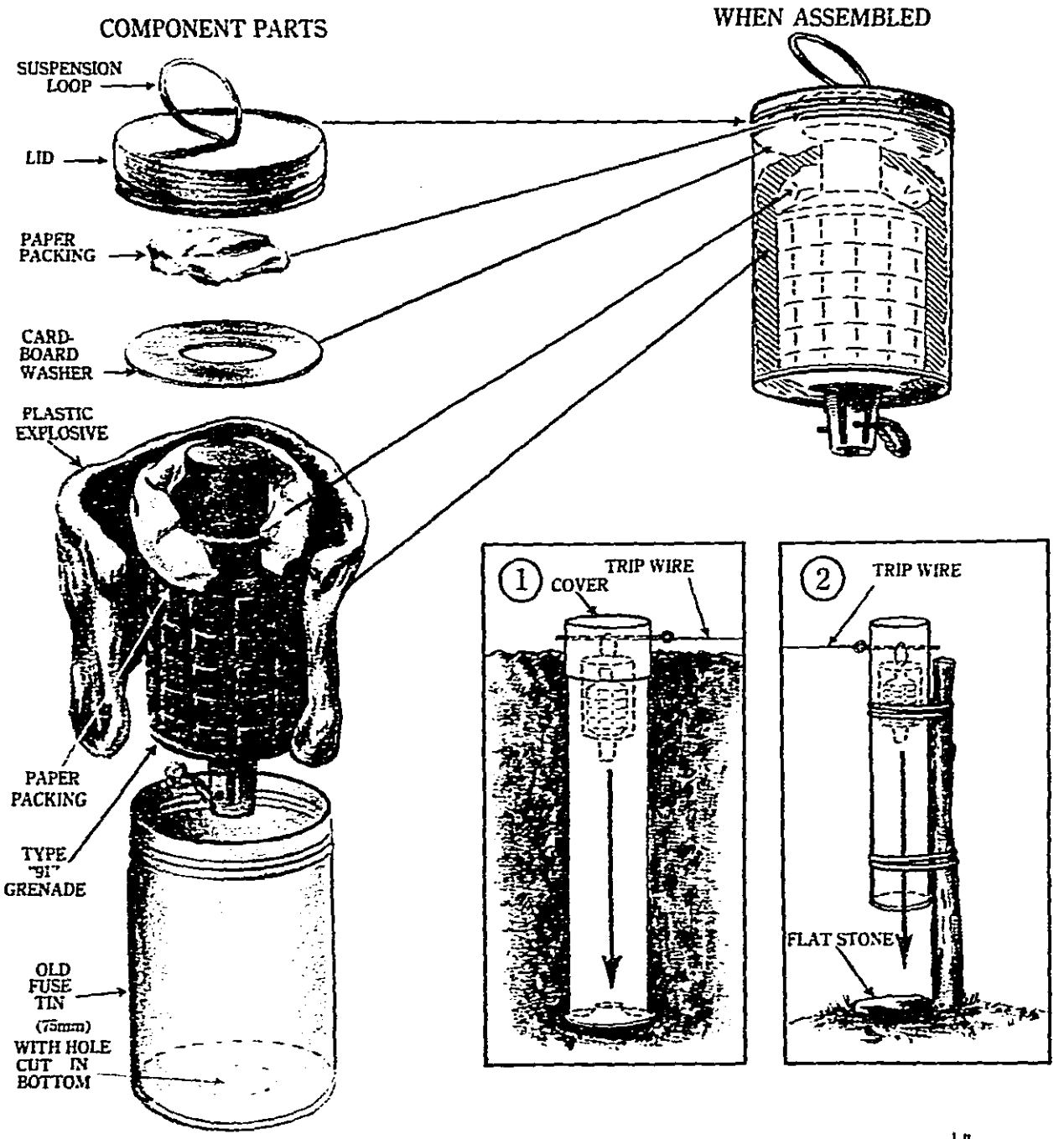

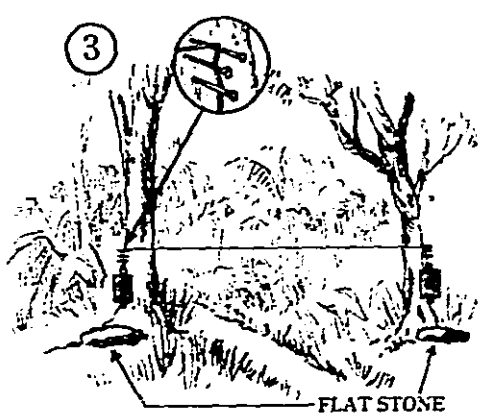

Diagrams shown, illustrate four known methods of using this type of booby trap.

(1) Shows the booby trap suspended in a partially buried shell case. When pressure is applied to trip wire, suspension pin is withdrawn from the wire suspension loop, allowing booby trap to drop. Impact with the base of the shell case sets back the striker, exploding the grenade.

(2) Shows an inverted shell case, or suitable cylinder tied to stake. Booby trap is released in the same manner, and impact with flat stone or any hard object sets back striker, exploding grenade.

(3) Shows two booby traps suspended from a three nail arrangement (shown in inset). String connecting the two booby traps is easily snapped allowing them to fall.

(4) Shows booby trap arranged as in (2) projecting through the floor with suspension pin attached to the door. Any movement of the door withdraws suspension pin resulting in the same action previously described.

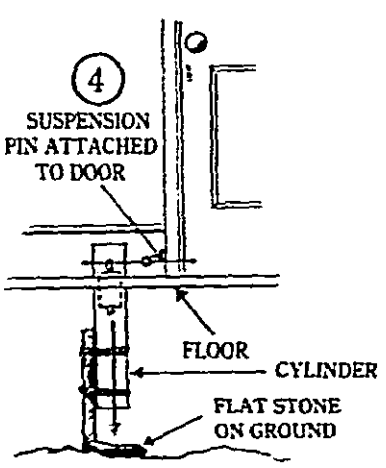

GSI (a) ADV LHQ

Reproduced by a Aust. Mob. Litho. Sec. (AIF) Aust. Sry. Corps.

ADV/MISC/5091

WAR DIARY
HQ 1 AUST DIV

buzz or flash on when any pressure was applied to the wire. Ingenious use might also be made of radio equipment such as microphones or sensitively tuned transmitter sets netted to the frequency of a master receiver. Small sets of this nature could be placed near tracks, water points, OPs, MG nests etc and transmit a quiet warning to troops somewhere in the rear or to a flank specially detailed to engage and mop up enemy patrols.

Nothing is known of such equipment but this reference gives food for thought and units are advised to be on the alert for any such equipment or device.

WAR DIARY

JAPANESE WATER FILTER-PURIFIER



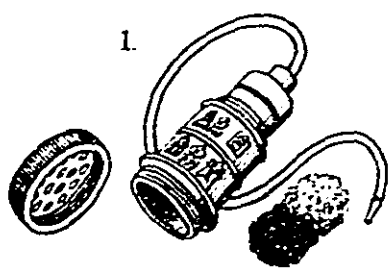

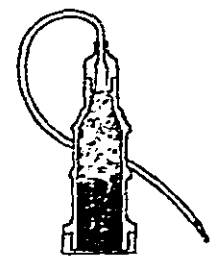

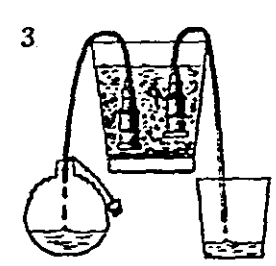

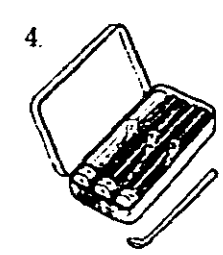

This item of equipment is a personal issue to the Japanese for use in the field for the purpose of obtaining drinking water. The components and use of the purifier are illustrated above. (1) Bakelite body with attached rubber tubing, two wads of cotton wool each of different colour either blue or green and white, also a perforated bakelite screw cap allowing the ingress of water. (2) Section of assembled purifier with cotton wool wads in position. Green or blue (coarse filter) to the bottom, white (fine filter) to the top. (3) System of filtration :- The bakelite filter is immersed in a container of impure water, the rubber tube is placed in the mouth and water is sucked through the tube. When the water begins to flow the tube is placed into receptacle and allowed to syphon in the normal manner. Five water canteens may be filled through the purifier before having to replace cotton wool wads. (4) Phials and ladle, contained in a flat tin, may be used in an emergency or for additional purification when large quantities of impurities are found in water. The top illustration, depicting the actual use of the unit, has been compiled from data contained in an ATIS translation of a captured document.

Reproduced by 1 Aust. Mob. Litho. Sec. (AIF) Aust. Svy. Corps.
ADV/MISC/5 0 8 8

GSI (a) ADV LHQ

HQ 1 AUST DIV

Appx No 2

WAR DIARY

HGA/EB.

G.3710.

COPY NO.....

HQ 1 AUST DIV
AUSTRALIA.

11 JAN 44.

SECRET

1 AUST DIV INTELLIGENCE SUMMARY NO.107
FOR WEEK ENDING 11 JAN 44.

DISTRIBUTION:	Copy No
RAA 1 Aust Div	1- 5
RAE 1 Aust Div	6- 8
Sigs 1 Aust Div	9-10
1 Aust Inf Bde	11-14
3 Aust Inf Bde	15-18
AASC	19-22
AMES	23-25
ADOS	26
CRMK	27-30
1 Aust Div Recep Camp	31
X Sec FSS	32

COPIES TO -	Copy No
Second Aust Army	33
Second Aust Army Int Sec	34
Sydney Fortress	35
NSW L of C Area Int Sec	36
VDC HQ	37
Coad	38
G1	39
AQ	40
GII	41
DAAG	42
DAQMG	43
War Diary	44-45
File	46

Items sidelined will NOT be reproduced under any circumstances but the information may be used in training provided the original source is NOT mentioned.

PART I - OWN TROOPS

1. Description of British Antipersonnel Switch.

In Tunisia the Axis made liberal use of captured British antipersonnel switches. This switch is a device intended to be sunk in footpaths and trails. When pressure is put upon it and then released, a bullet is projected upward. The following notes on the weapon are reproduced from a British Army training pamphlet.

Description: The switch (see fig 1) consists of a hollow metal spike (1) with a flange at the open end. The spike can be pressed into the ground or hammered with care into a road. Inside the spike is the firing assembly consisting of a metal spindle (2) with a flange at the base and a wire umbrella catch toward the top. A spring (3) and a spring retaining sleeve (4) are threaded over the spindle and are held in compression by the umbrella catch. A striker with a hollow shaft (5) is placed over the top of the spindle. Resting on the striker is a rimless cartridge with a bullet (6), which projects slightly above the spike.

Operation: When a man's foot (or a tyre) depresses the bullet, the striker moves down and releases the umbrella catch. The striker then drives up under the influence of the spring, striking the cartridge cap and firing the bullet, which goes through the man's foot (or the tyre).

Assembly and Testing: The switches will normally be issued in boxes of 50, with the cartridges packed separately. The firing mechanism, which is inserted in the hollow spike, is kept in position by means of a cork.

Should the mechanism not be loaded, place the sleeve - with the rounded end in contact with the spring and the faced end toward the striker - over the spindle, and depress until the catch engages. If difficulty is experienced in getting the catch to hold, it should be pried open a little further with a small

screw driver. The striker can then be placed on the spindle.

To test the mechanism, push a pencil down the spike.

Never use the cartridge for testing!

Concealment: When the switch has been sunk into the ground, its protruding point may be concealed with a handful of dirt, sand, mud, a few leaves or whatever blends best with the locality. A shallow water-filled pothole in a road is an excellent site, provided that the bullet's nose is beneath the surface of the water. In this case, however, the switch quickly rusts and becomes inoperative.

(U.S. Mil Int Service Bulletin Vol I - No.12).

FIG 1



HQ 1 AUST DIV
WAR DIARY

PART II - ENEMY

2. Anti-aircraft Measures.

General: The following notes on Japanese anti-aircraft measures were obtained from U.S. observers and from enemy documents.

Observers report that, until recent months, the anti-aircraft defences on Japanese naval ships have been more accurate and more concentrated than the land-based anti-aircraft fire. This distinction is no longer true, the observers say, because of improvements in the quantity and quality of land-based weapons.

The nature of anti-aircraft fire over enemy targets can frequently be predicted by evaluating certain factors concerning the target. For example, if the target has tactical or economic importance but is far distant and has not been visited in recent months, all types of anti-aircraft guns may be encountered. However, they usually are not numerous and the crews are poorly trained. A less important but remote target frequently has only medium and light anti-aircraft guns. A new target under development and not previously attacked may have no anti-aircraft defense. The number and calibre of guns at frequently bombed targets will, as a rule, be continually increased. Apparently the enemy feels that such targets are strategically important to us because we bomb them often.

At Sea:

(a) Weapons. The size of Japanese sea-borne anti-aircraft weapons generally is in proportion to the size of the ships. Merchant ships of 5,000 or more tons frequently carry heavy guns, while those between 3,000 and 5,000 tons usually carry medium guns. As a rule, smaller merchant vessels are armed only with light weapons, but torpedo boats and even smaller vessels usually mount medium guns, while heavy guns are always found on destroyers and larger naval vessels.

In arranging anti-aircraft weapons on ships, the Japanese concentrate the guns at the bow and stern in order to obtain effective vertical (or near vertical) fire. Anti-aircraft machine guns and pom-pom guns are generally placed on the top bridge or near the bow and stern. Light machine guns and rifles are placed around the front, back and sides of transports in order to "cover" dead space caused by equipment. Sandbags are used to secure the tripods of the light anti-aircraft weapons and also to protect personnel from hostile fire and sea waves.

(b) Tactics. Japanese ships usually execute sharp evasive movements, with frequent changes in course, when attacked by aircraft. These tactics, the Japanese admit, lessen the accuracy of anti-aircraft fire.

The following notes were extracted from translations of Japanese documents dealing with anti-aircraft defences.

Air sentries and soldiers will report airplanes according to the direction of the clock, using such expressions as "2 o'clock direction".

Open fire against hostile planes as soon as they come within effective range. Fire heavily, concentrating on the most threatening targets and seek to break up the hostile plan of attack before it can be executed.

In firing at aircraft with rifles and light machine guns, it is essential to have a good position. Rest your body and your left elbow on the gunwhale and keep alert. Fire when the ship is at the top or at the bottom of a wave. Get the bearing of the hostile planes, align your sights and then use following fire. If the hostile aircraft are over 2,000 feet high, and if their cross-

country speed is small, you will find it profitable to fire on fixed lines.

The following are the most important points in anti-aircraft firing:

a. Do your best to judge the height of aircraft with your measuring instruments and to judge their course and speed with your naked eye.

b. Because of the pitching and rolling of the ship, the height-finder generally is accurate only to within 4 to 5 degrees. If the pitching and rolling is considerable, special adjustments are made, or corrections are made when the boat is level.

c. When attacked by a dive bomber, wait until the plane pulls out of its dive and then try to shoot it down.

d. Against a torpedo bomber, it is necessary to open fire quickly and try to shoot it down at a range of more than 1,000 yards.

Since the torpedo bombers fly low over the water as they come in to attack, fire shrapnel at them with field artillery and mountain artillery guns, which are distributed aboard ship. A rapid rate of fire should be used.

To prevent hostile planes from strafing at low altitudes, small balloons should be raised quickly

---

While Landing: The protection of landing coasts against air attacks is the responsibility not only of the divisional anti-aircraft dispositions, but also of each individual unit commander. In accordance with this policy, the first-line units must form detachments for anti-aircraft protection while landing, and must prepare for air raids immediately after landing. These detachments and the unloading units must dig the necessary protective trenches near the shore.

During landing operations, anti-aircraft boats must be properly disposed, and part of the anti-aircraft artillery company must be landed immediately for shore protection.

When hostile planes dominate the skies, try to use the weapons attached to the large and the small motor landing boats.

Boats which are not being used should be hidden immediately in the shade along the edge of the water, or camouflaged with materials similar to the surroundings.

If boats in use are attacked, the formation and the direction of travel should be changed immediately.

To reduce damage from hostile bombs, transport ships should be anchored in an irregular formation. Anchoring in a straight line would limit the field of fire from machine guns. As a precaution against bomb damages, ships should be anchored some distance apart.

On Land: According to observers, Japanese land-based anti-aircraft guns usually open fire while United Nations planes are still out of range and continue firing until our aircraft are well away from the target. In most cases the fire is of the barrage type, although a good deal of aimed fire has been encountered.

In one Southwest Pacific area, Japanese searchlights were slow in picking up planes - perhaps because the planes approached in a glide. However, after picking the planes, the searchlight crews held them well.

One crew observed two or three banks of searchlights. Each bank consisted of 12 searchlights and each acted as a unit. In the meantime, 15 or 20 other searchlights operated individually. Individual searchlights were spaced at intervals of not more than 400 yards along the shore of the defended area.

(U.S. Mil Int Service Bulletin Vol II - No.3).

3. Medical.

Notes on Japanese Medical Services.

Information from Allied Headquarters in INDIA indicates that the organisation and general standard of Japanese medical services for the evacuation and treatment of casualties are similar to our own. The strict attention paid to precautions for the prevention of diseases likely to be contracted by troops in a theatre of war shows that the Japanese do not overlook the damage which the incidence of such diseases can inflict on the morale and efficiency of an army in the field.

In addition to units of the army medical corps there are detachments of medical officers and men assigned to all regiments. These men are distributed so that there is a medical man with each platoon as well as a small medical section with the regiment. The duties of the platoon medical men include preliminary treatment of the wounded, in most cases amounting to the application of the first field dressing carried by every man, and the continuation of treatment of cases returned from hospital. It is also apparent that they are to insure that very strict prophylactic discipline is observed to counter epidemics and other avoidable diseases.

One medical orderly attached to a platoon in the BUNA area, in addition to his personal belongings, carried an ordinary soldiers' knapsack containing the following :-

Peptic tablets (for stomach	Adhesive plaster
Aspirin tablets trouble)	Bandage
Morphine solution	Gauze
Tincture of iodine	Scissors
Iodoform (an antiseptic)	Thermometer
Zinc oxide	Boric acid
Atabrin	Rivanol solution (a disinfectant)
Quinine sulphate	Syringe
Benzoin	Sodium bicarbonate
Knife, saw, etc., (to make a stretcher)	Absorbent cotton

In BURMA malaria has been the greatest problem of the medical services. The Japanese have used mosquito nets large enough for a whole squad, anti-mosquito cream and spray being available for sentries and others who have to be outside the net. Atabrin or quinine are also taken every day by all who have not had malaria. In spite of these precautions every man in one Japanese regiment had had malaria at least once.

Apart from malaria the Japanese have taken great care to prevent epidemics from impure drinking water. The platoon medical orderly is responsible for water hygiene and whenever the army medical authorities have not been able to lay in a supply of pure water, recourse is had to the water purification outfit (chlorinating vials) carried by every man.

In addition to anti-malaria and water precautions, pills are taken by every man however healthy, one type every ten days while five of another type containing vitamin B are taken every day, presumably to maintain general health.

Incidence of venereal disease which is low is kept to a minimum by the establishment of army organised houses, entrance to which involves first obtaining a medical certificate. However, no punishments are inflicted on those who become infected.

The Japanese are strict about inoculation and vaccination. Every time a patient is about to leave a hospital he is inoculated and battalions are inoculated en masse.

The most forward army medical unit for the treatment and evacuation of casualties is the advance dressing station of the divisional medical unit. There the patients are classified and their preliminary dressings checked. They are then evacuated by means of the ambulance company of the same unit to one of the division field hospitals. There is usually one of these with each first line regiment and they are equipped to perform reasonably extensive surgical treatment. From the division field hospitals patients are further evacuated to line of communication hospitals, reserve hospitals or base hospitals in the home areas or are released to rejoin their units. Evacuation is effected by combination of stretcher, horse-cart ambulance, motor ambulance ambulance trains, river craft and by hospital ships.

(Tactical and Technical Trends - No.33).

4. Japanese Smoke Bomb.

Attached as Appx 'B' is a sketch showing details of the Japanese 50 mm Smoke Bomb.

PART III - SECURITY

5. Security of Enemy Documents.

When FS personnel attached to forward units searched numerous enemy positions in the BONGA area, they located, for the first time in current operations, evidence that the enemy has taken pains to destroy his documents before retreating.

In four positions in the FORTIFICATION POINT area, ashes indicated that documents had been carefully burned, and, in twelve other enemy positions, instances of careful tearing up of documents were noted.

(HQ Second Aust Army Weekly Int Review No.89).

PART IV - GENERAL

6. Japanese Aircraft.

Appx 'A' contains information on Jap A/c Type 0 RF/P 'JAKE'. The information previously supplied in 1 Aust Div Int Summary No.105 on this plane is now obsolete. Remove and destroy area of fire, silhouettes and Information Data Sheets and substitute the attached area of fire, photographic impression, silhouettes and Information Data Sheet.

Col.
GS I AUST DIV.

"JAKE"
TYPE O RF/P NAVY

APPX 'A' 1 AUST DIV INT SUMMARY No 10 F

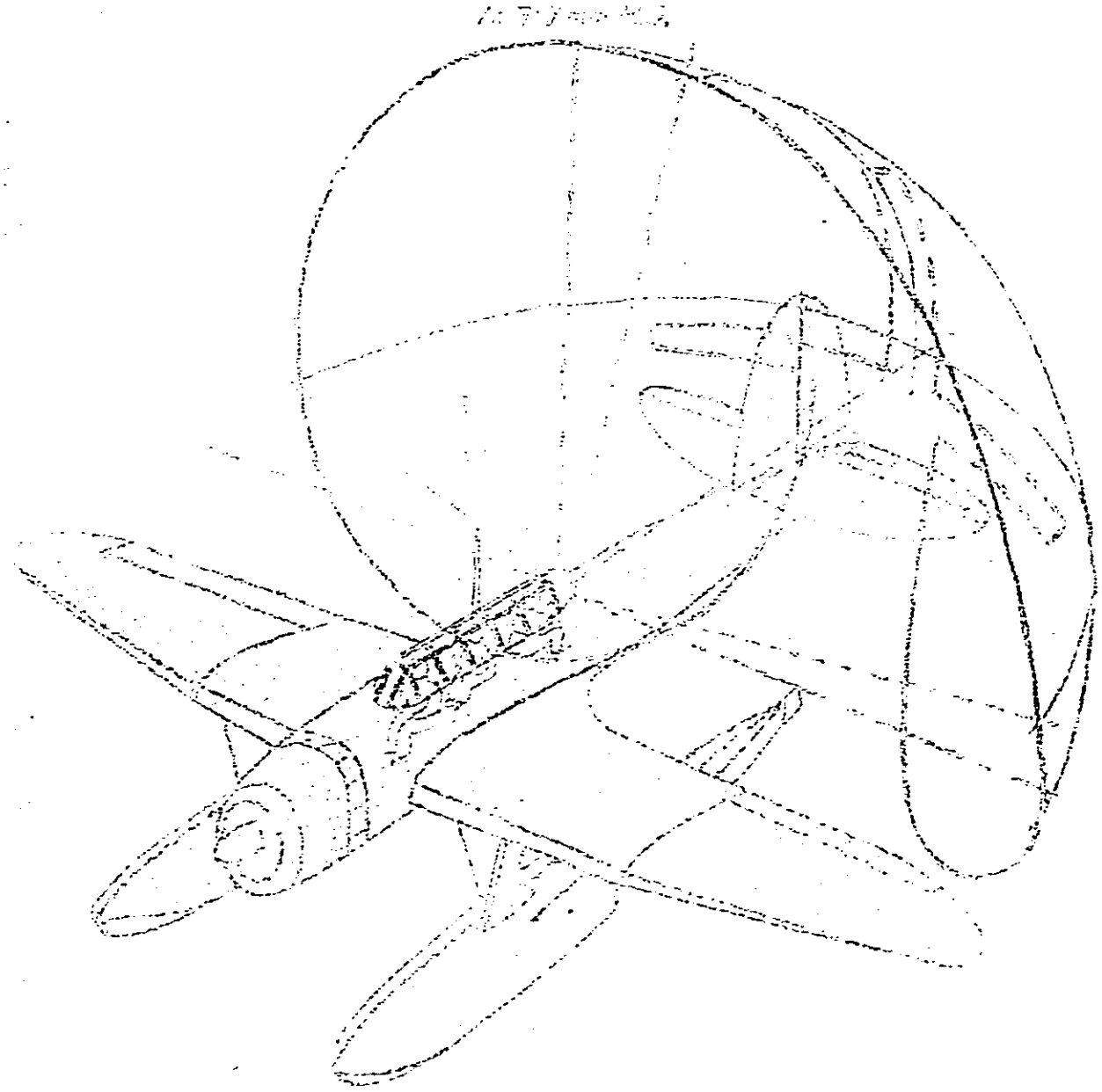

SECRET - NOT TO BE TAKEN INTO THE AIR

APPX A 1 AUST. DIV.
INT. SUMMARY No 107


"JAKE"
TYPE O RF/P
NAVY

SECRET - NOT TO BE TAKEN INTO THE AIR

HQ 1 AUST DIV
WAR DIARY

APPX A 1 AUST DIV
INT SUMMARY No 107

"JAKE"
TYPE ORF/P.



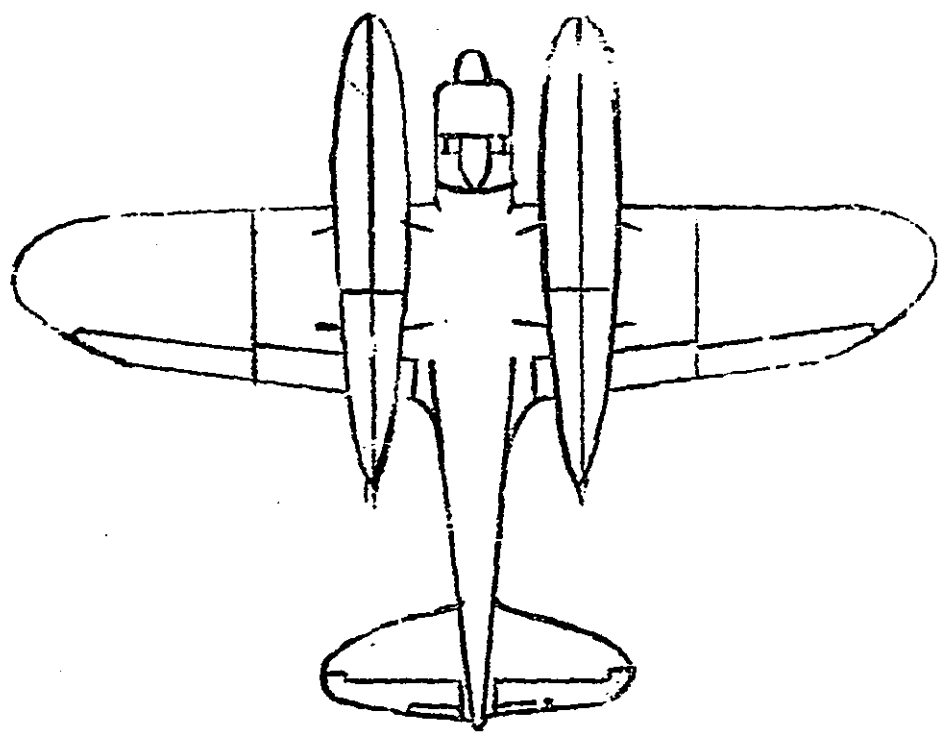

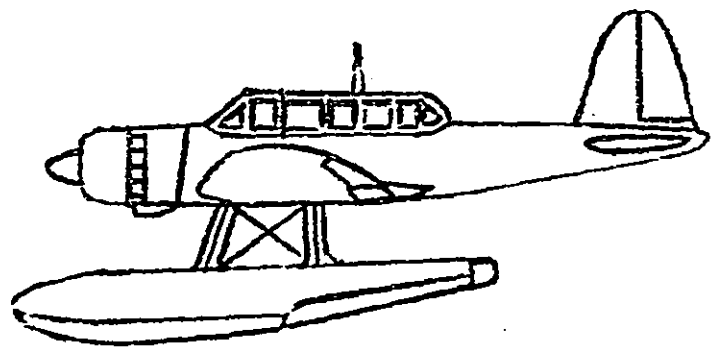

SECRET NOT TO BE TAKEN
INTO THE AIR.

SECRET.

APPENDIX 'A'.

NOT TO BE TAKEN INTO THE AIR.

1 AUST DIV INTELLIGENCE SUMMARY No. 107

'JAKE'

Type O, HF/P

NAVY

Originally Manufactured by:

Also Manufactured by: WATANABI.

Crew: Two or Three.

Engines: One Kinsei Type 43 radial air-cooled or ZUISEI Model II developing 720 h.p. at sea level.

Dimensions: Wing Span 48'0 Length 34'0 Height

Weights: Empty Normal Full Military Load

Maximum Speed: 350 m.p.h. at 6,000 ft.

Rate of Climb: 1,750 ft per min.

Service Ceiling: 25,000 ft.

	RANGE				
	Range in Statute Miles	Cruising Speed	Bombs (Max)	Fuel Imp Gal	Fuel U.S.Gal
Max Bombs	900	140	2 x 60 KG		
Normal	950	155	1 x 60 KG		
Max Fuel	1,100	130	1 x 60 KG		

Radio: W/T carried.

Armour: Nil.

Armament: 1 x 7.7 mm MG flexible dorsal posn.

Ammunition: 600 rds.

Vulnerability: Fuel Tanks not self-sealing, carried in wing roots & fuselage.

Remarks:

Tactical Data: Not very manoeuvreable and poor armament.

FIRST AUST. ARMY WEEKLY INTELLIGENCE SUMMARY No. [illegible] DIA 'B'

JAPANESE SMOKE BOMB 50 MM

Note:- Fired from 50mm Grenade Discharger "Type 89"

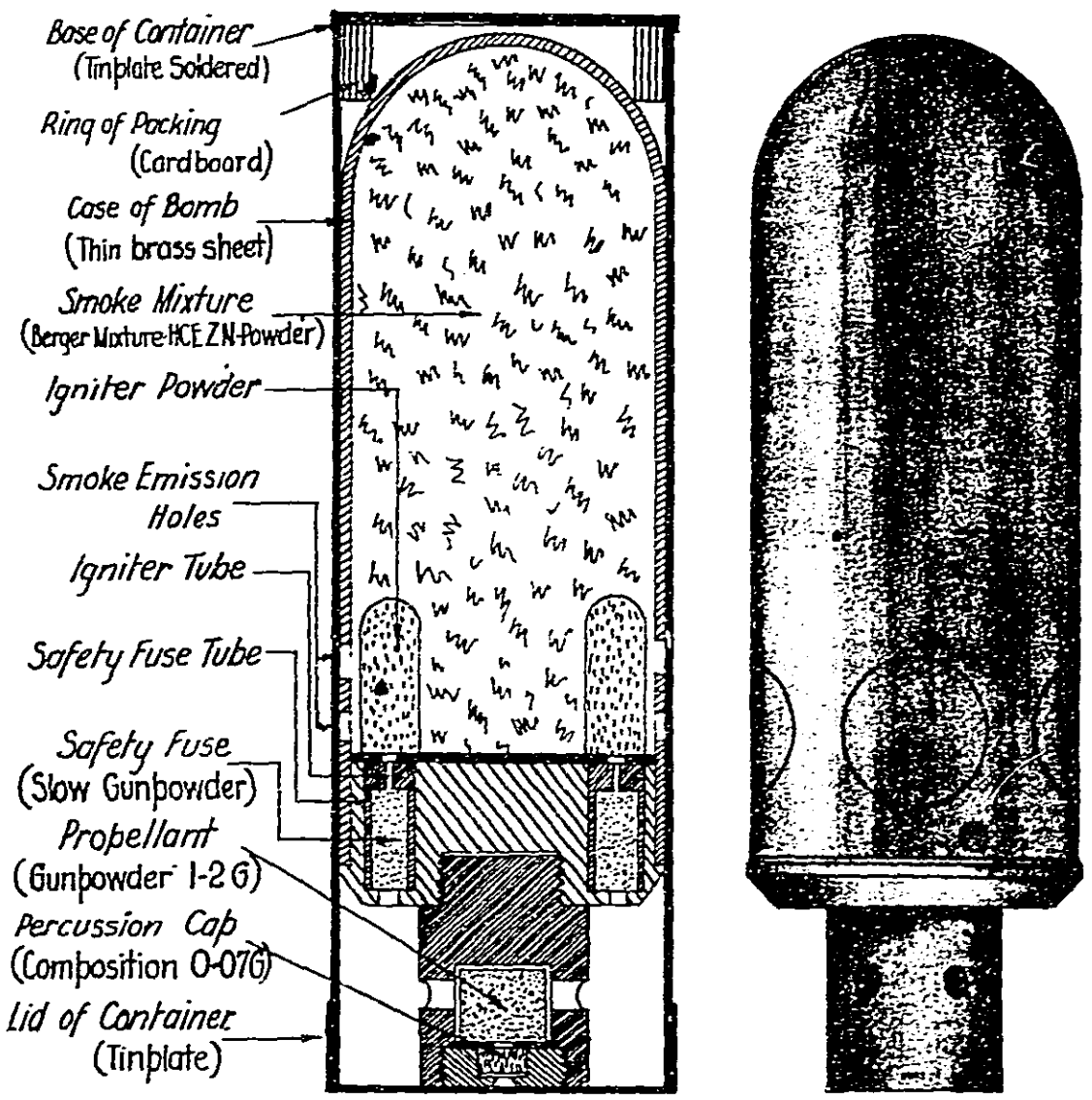

G.S.I. FIRST AUST ARMY.

REPRODUCED BY 6 AUST ARMY TOPO SVY COY AIF. DEC '43

Appx No 3

WAR DIARY

HQ 1 AUST DIV

SECRET

LOCATION STATEMENT OF 1 AUST DIV
AS AT 142359 JAN 44

NO	UNIT	LOCATION	MS SHEET	MR	REMARKS
	HQ				
1	HQ 1 Aust Div (AIF)	BURWOOD	Sydney	105141	
2	283 Aust LAD (Type A)	STRATHFIELD	"	081169	
3	X Aust FS Sec	BURWOOD	"	105141	
	ARTY				
4	HQ RAA 1 Aust Div (AIF)	FORESTVILLE	"	089153	
5	2/1 Aust Fd Regt (AIF)	LOFTUS	Port H	055937	Under warning order
6	2/1 Aust Fd Regt Sig Sec(ACS)	NARELLAN	Camden	Sq 7198	" " "
7	2/43 Aust LAD (AIF)	LOFTUS	Port H	055937	" " "
8	9 Aust Fd Regt (AIF) less one Bty	DAPTO	Kiama	782573	
9	20 Bty,9 Aust Fd Regt (AIF)	HOLSWORTHY	Liverpool	960023	Depot bty LHQ S of A
10	9 Aust Fd Regt Sig Sec (ACS)	NARELLAN	Camden	Sq 7198	
11	210 Aust LAD (Type A) less det	DAPTO	Kiama	782573	
12	Det 210 Aust LAD (Type A)	HOLSWORTHY	Liverpool	960023	Att 20 Bty 9 Aust Fd Regt (AIF)
13	111 Aust Tk A Regt less one Bty	NARELLAN	Camden	720994	
14	14 Bty 111 Aust Tk A Regt	HOLSWORTHY	Liverpool	960023	Depot bty LHQ S of A (Tk A)
15	111 Aust Tk A Regt Sig Sec (ACS)	NARELLAN	Camden	Sq 7198	
16	308 Aust LAD (Type A)(AIF)	"	"	720994	A
	ENGRS				
17	HQ RAE 1 Aust Div (AIF)	BURWOOD	Sydney	108142	
18	25 Aust Fd Coy	FORTREE	Paterson	736564	
19	26 Aust Fd Coy	NARELLAN	Camden	723979	
20	20 Aust Camflg Unit	"	"	"	
	SIGS				
21	Sigs 1 Aust Div	HORNSBY	Sydney	080152	
22	278 Aust LAD	"	"	"	
23	5 Aust Beach Sig Sec	NARELLAN	Camden	Sq 7198	Under warning order
	INF				
24	HQ 1 Aust Inf Bde (AIF)	ST IVES	E Bay	177348	
25	1 Aust Inf Bde Sig Sec(ACS)	"	"	"	
26	250 Aust LAD (Type A)(AIF)	"	"	175346	
27	13/53 Aust Inf Bn	"	"	157333	
28	18 Aust Inf Bn	"	"	191356	A
29	41/2 Aust Inf Bn	FRENCHS F	Sydney	233293	
30	HQ 9 Aust Inf Bde	NARELLAN	Camden	7298	
31	9 Aust Inf Bde Sig Sec (ACS)	"	"	"	
32	254 Aust LAD (Type A)(AIF)	"	"	"	
33	1/45 Aust Inf Bn	"	"	"	
34	17 Aust Inf Bn	WALLGROVE	Liverpool	851242	
35	20/34 Aust Inf Bn	NARELLAN	Camden	7298	
	SUP TPT				
36	HQ Comd AASC 1 Aust Div (AIF)	MERRYLANDS	Liverpool	969196	
37	13 Aust Coy AASC	BERESFIELD	Newcastle	681459	Det at Gateshead Newcastle 709232
38	15 Aust Coy AASC	WEST PYMBLE	Sydney	139283	Det at NARWEE 073062

NO	UNIT	LOCATION	MS SHEET	MR	REMARKS
	MEDICAL				
39	1 Aust Fd Amb	ST IVES	B Bay	167321	
40	3/14 Aust Fd Amb	GATESHEAD	Newcastle	709232	
	ORD				
41	101 Aust Bde Ord Fd Pk	WAITARA	B Bay	113351	
42	109 Aust Bde Ord Fd Pk	NARELLAN	Camden	7293	Under warning order
	AEWS				
43	101 Aust Bde Wkshop	LEPPINGTON	Liverpool	8202	
44	109 Aust Bde Wkshop	NARELLAN	Camden	7293	Under warning order
45	136 Aust Bde Wkshop	WAITARA	B Bay	113351	
	SALV				
46	1 Aust Div Salv Unit	HOMEBUSH	Sydney	081148	
	PAY				
47	1 Aust Div Fd Cash Office (AIF)	BURWOOD	"	105141	
	PRO				
48	1 Aust Div Pro Coy (AIF)	HABERFIELD	"	145143	
	POSTAL				
49	1 Aust Div Postal Unit (AIF)	BURWOOD	"	105141	
	MISC				
50	1 Aust Div Reception Camp	NARELLAN	Camden	720984	Not on OOB

for F. Webb Capt
(H N HERFORD) Col
GS I AUST DIV

DISTRIBUTION:

Second Aust Army 2
NSW L of C Area
RAA 1 Aust Div
RAE 1 Aust Div
1 Aust Inf Bde
3 Aust Inf Bde
CAASC
1 Aust Div Postal Unit
Cond
G1
GII
Battle Board
AQ
DAAG
DAQMG
ADMS
ADOS
CEME
DAPM
Sigs 1 Aust Div
War Diary 2
File

Mo Diary
Appx No 4.

WAR DIARY

HQ 1 AUST DIV

SECRET

Amendment No.1 to Location Statement of 1 Aust Div
as at 142359 Jan 44.

Ser. 13 and 16 should read:

13.	111 Aust Tk A Regt less one bty	BALGOWNIE	Woll.	880513	A	-
16.	308 Aust LAD (Type A) (AIF)	"	"	"	A	-

After Ser.42 insert:

42A.	136 Aust Bde Ord Fd Pk	WAITARA	Syd.	114351	-

(E N HERFORD) Col
GS 1 AUST DIV

DISTRIBUTION:

Second Aust Army 2
NSW L of C Area
RAA 1 Aust Div
RAE 1 Aust Div
1 Aust Inf Bde
9 Aust Inf Bde
CAASC
1 Aust Div Postal Unit
Comd
G1
G11
Battle Board
AQ
DAAG
DAQMG
ADMS
ADOS
CEME
DAPM
Sigs 1 Aust Div
War Diary 2
File.

WAR DIARY Appx No 5.

HQ 1 AUST DIV COPY NO. 45

GM/EB.

G.5784.

HQ 1 AUST DIV
AUSTRALIA.

18 JAN 44.

SECRET

1 AUST DIV INTELLIGENCE SUMMARY NO.108
FOR WEEK ENDING 18 JAN 44.

DISTRIBUTION:	Copy No	COPIES TO -	Copy No
RAA 1 Aust Div	1- 5	Second Aust Army	33
RAE 1 Aust Div	6- 8	Second Aust Army Int Sec	34
Sigs 1 Aust Div	9-10	Sydney Fortress	35
1 Aust Inf Bde	11-14	NSW L of C Area Int Sec	36
2 Aust Inf Bde	15-18	VDC HQ	37
AASC	19-22	Cond	38
ADMS	23-25	G1	39
ADOS	26	AQ	40
CEME	27-30	GIX	41
1 Aust Div Sec Recep Camp	31	DAAG	42
X Sec FSS	32	DAQMG	43
		War Diary	44-45
		File	46

Items sidelined will NOT be reproduced under any circumstances but the information may be used in training provided the original source is NOT mentioned.

PART I - OWN TROOPS

1. AMBUSHES:

General. In a guerrilla warfare it is always necessary to be on the lookout for opportunities to surprise the enemy and to attack him when and where he least expects it. Ambushing him whenever possible will make him respect you a great deal, especially if you can get away without losing any of your own men.

Choosing a Locality. In choosing a locality, it is necessary to take the following requirements into account:-

(a) A safe, sure line of retreat, such as wooded or broken ground, for all men in the ambush.

(b) Firing positions from which fire can be opened at point-blank range. It may be helpful to let the men prepare their own positions with rocks or sandbags, but this must not be allowed if there is any real likelihood that air or ground observers will detect the positions.

(c) The locality should provide at least two firing positions; very often it is better if these are on opposite sides of a road.

(d) If possible, the locality should permit the ambush to see the enemy while he is as much as 300 or 400 yards away, so that if his strength is dangerously superior, he can be allowed to pass.

Planning. Having found out by what routes enemy patrols or small detachments are accustomed to move, it is necessary to obtain the fullest possible answers to the following questions:-

(a) Do the enemy patrols move on foot, by motor transport, or mounted?

(b) What is the average strength? How armed? How many vehicles?

(c) Do they patrol in armored cars or tanks?

(d) At what time do they use the routes?

(e) How do they move? In one block? Or do they have protective detachments out in front or rear? Do the detachments move far from the main body?

(f) How will they summon assistance when attacked? From what point can they get assistance most easily?

(g) If the enemy carries supplies, can they be used if captured? If they cannot be used, can they be destroyed easily?

(h) What sort of troops are they? Young or old? Trained or untrained? Alert or careless? Can the officers and noncoms be picked out readily, and killed by the first volley?

Action. Having found out as much information as possible, and having chosen the locality, it is advisable to make a detailed reconnaissance of the position. If it is impossible to take the entire ambushing force to the place, the next best procedure is to make a sand model of it and of the surrounding country. Every man should be shown where he is to go. When this is physically impossible, the noncoms should at least be shown where they are to place their sections.

(a) Keep the whole operation as secret as possible.

(b) Almost invariably the preliminary movements from camp or base must be made in the dark, and the actual taking up of positions must be done in the dark, too.

(c) Sentries must be posted to give warning of the enemy's approach. If possible, make use of a local man or woman who need not remain concealed.

(d) Adopt a simple signalling system.

(e) If the enemy detachment has scouts out in front, these must be allowed to pass unobserved. If one or two men are posted farther up the road to deal with them, the scouts must not be touched until the main attack has begun.

(f) The leader of the ambush will give the command to open fire. Fire must be rapid, so as to have an immediate, overwhelming effect.

(g) A few of the ambush's best shots should be selected beforehand to dispose of enemy officers and noncoms.

(h) If vehicles are to be destroyed, men must be detailed beforehand for this work. The remainder must remain concealed to deal with any reinforcements or with enemy troops hiding in trucks.

(i) When the ambush is scheduled as a night operation, take along as many Very pistols as possible, and use them liberally as soon as the fighting starts.

(j) Movement should be as silent as possible; for this reason, all

WAR DIARY

troops should be equipped with rubber-soled shoes or rubber boots, if available.

(k) Remember that soldiers will usually face the direction from which hostile fire comes. It is useful for an ambush to be divided into two distinct groups; one of these can fire first, and the other can then fire on the enemy from his rear.

(l) When using light machine guns for your ambush, place them so that they fire directly along the track.

(m) At the beginning of hostilities, road blocks are useful for halting convoys abruptly. In later actions the enemy will suspect road blocks of indicating the presence of troops in ambush; under these circumstances, various types of land mines, expertly hidden, will be more effective.

(n) It is more important for sentries to remain in position until the order to retire is given.

(o) All wounded men should be removed; ponies or mules are useful for this.

(p) If the ambush is successful, take away or destroy all material on the scene. All papers should be taken for examination. Search the dead for anything that may be useful.

(q) When the withdrawal has begun, it should be completed as fast as possible, with the ambush group dispersing to meet again at a place designated before the beginning of the operation.

(U.S. Mil Int Bulletin Vol 1 - No.7).

PART II - ENEMY

2. Notes on Japanese Landing Operations:

The information contained in this section has been extracted from several translated Japanese documents dealing with landing operations. Some of the statements come from enemy field manuals, while others appear to be based on results of landing manoeuvres. It should be borne in mind that this is a Japanese doctrine and must not be confused with our own teachings.

Action before Landing.

Selection of Landing Points. In selecting landing points, take into consideration the probability that hostile forces have a lot of mechanised vehicles and an excellent network of roads and other means of communication.

The landing points should be suitable for landing installations, and especially convenient for the landing and subsequent advance of vehicles.

In landing on hostile coasts where breakers are anticipated, it is best to select one or two alternate landing points because the actual condition of the surf may be different from that which was expected. For example, we had expected large breakers at one of the points considered for landing in the PHILIPPINES, but a close reconnaissance revealed

that they were small. Therefore we landed there the first day. Toward nightfall, the surf became rough, so we changed anchorage and continued the landing operations at another point, where the surf was not heavy.

Reconnaissance of Landing Points. A thorough air reconnaissance of proposed landing points must be made by a competent officer who is scheduled to participate in the landings. Also, air photos must be made and distributed to each unit designated to take part in the landings. These photos must show views of the landing points during high tide and also during low tide.

Reconnaissance of landing points from the sea must be carried out secretly and quickly. If possible, this reconnaissance, with the aid of air photos, should determine passages and points navigable by boat. Reconnaissance of coasts with unusual characteristics must be continued, even after the first wave of troops has landed. This is especially true if the first wave lands at high tide, because at low tide it may be necessary to change the route of approach or even the landing point.

Selection of Time for Landings. Ordinarily, landing operations will start early enough to allow the front-line units to reach shore at dawn. Where an attack by a superior air force, or an advance up a long defile, is expected after landing, it may be necessary to start landings about midnight, so that most of the personnel will be landed by dawn.

On shores where it is difficult to land at night, a daylight landing in force may be necessary.

Action During Landing.

Water and Terrain Difficulties. When the nature of the terrain around the landing point cannot be determined in advance, it will be necessary to rely on a compass and navigational skill in landing. As much information as possible should be gained from tide charts, air photos and sailing directories.

If the characteristics of the coast necessitate the use of more than one landing place, collapsible boats, pontoon boats, rafts and so forth will be used.

In seas where the current is swift and parts of the landing point are obscure, each boat should carry a searchlight as a navigational aid. Preferably, an experienced naval man should handle the searchlight.

Overcoming Resistance.

(a) General. It is fundamental that we gain as much surprise as possible in landing operations. Surprise can sometimes be gained, at least for a time, by manoeuvering the first wave of landing craft or by approaching by a roundabout route.

In countering resistance by hostile forces, Army troops usually will handle the land opposition, and the Navy will take care of the opposition on water. However, to handle the destruction of small hostile boats and to give direct cover to the convoy, the Navy generally depends on the Engineer regiment's armored boats and other special craft.

When landing on a coast directly defended by fortified positions, the fighting usually begins with the arrival of the landing craft offshore. Under heavy fire from such land positions, it is not only difficult, as a rule, to control units, but it is usually impossible to carry out a planned attack. Therefore, officers of all ranks in the front-line units must make the most thorough preparations to deliver a surprise attack or to counter the hostile attack successfully. These first-line units must strike hard against the enemy's (United Nations) weak points, and advance resolutely to the advance line agreed upon previously. They must also take advantage of deficiencies

WAR DIARY HQ 1 AUST DIV

in the hostile plan of fire and of any other weaknesses; and it must be clearly remembered that the hostile forces will have many weak points.

(b) With Artillery. When artillery is firing from transports to cover landings, the divisional commander must closely watch the progress of the landing units and give orders to fire at the right time. Premature fire might seriously expose our plans.

To give direct support to the infantry in their battle near the water's edge, part of the field artillery and mountain artillery is sometimes attached to the first-line infantry and landed in the first echelon. This attached artillery is often given the task of advancing into the hostile lines, immediately after landing, for the purpose of neutralising fire from loopholes of fortifications and of neutralising the weapons protecting the hostile flanks.

The artillery landed with the first echelon of infantry must at all costs follow the first-line units as supporting weapons. Liaison with adjacent artillery units in the forward area must be maintained so that the development of the artillery battle may be co-ordinated and controlled.

The infantry commanders must give the accompanying artillery units any assistance necessary for changing positions, or moving forward.

Immediately after landing, positions for artillery should be chosen near the point of arrival. If possible, these positions should not be on a distinct coast line. They must be well concealed from the air and easy to enter quickly. Also, these positions should be inaccessible to hostile tanks.

(c) With Tanks. The first-line infantry commander decides, according to circumstances, whether he will use attached tanks at the water's edge or in the battle after landing. Tanks to be used at the water's edge are allotted to the first-line infantry battalions for close co-operation in the infantry fighting. The battalion commanders must consider the strength of the hostile forces, the amount of light, the nature of the terrain, and especially the difficulties involved in landing tanks; and they must not hesitate to allot these weapons to the different companies. Tanks to be used in the battle after landing may be co-ordinated with the general plan, detached to subordinate units to break through the main hostile defence lines, or used as the force of the assault units.

The tanks co-operating in the battle at the water's edge must also reconnoitre the hostile positions and the adjacent terrain. They will lose no opportunity to demolish systematically all the wire entanglements, protections against flank attack, fortified positions, lighting equipment and so forth. The tank commander quickly takes control of his subordinates, maintains close liaison with the infantry and artillery, and warns against advancing recklessly and getting cut off from friendly forces. If necessary, the commander stops the tanks and, after determining the location of our troops and studying the "lay of the land", he may choose hostile localities easy for manoeuvres, or dead ground, and then wipe out objectives at close quarters.

The leaders of tank platoons must keep in touch with neighboring tanks and also with their company commanders. They must see to it that no hitches occur in the fighting after daybreak.

Tanks landed during the daytime to assist the infantry fighting are given protective cover by infantry and engineer troops who are fighting near the water's edge. The tanks assemble quickly near the landing point and complete their battle preparations, such as amending orders, removing waterproof equipment and so forth. In co-operation with the front-line infantry and artillery, these tanks neutralise hostile flank defences and small obstacles, take key points, and crush hostile counter-attacking units.

(d) With Special Assault Detachments. If necessary, each company commander should organise and train in advance a special assault detachment. These detachments are designed to neutralise fortifications and to reduce centres of resistance, generally by attacking them from the rear. Personnel of the detachments use automatic weapons, demolition bombs, armor-piercing bombs, hand grenades, flame throwers, gas, smoke and demolition charges placed in groups. Depending upon circumstances, it may be possible to block loopholes and use flame throwers from the beginning.

It is best to put all members of the special assault detachment in one landing boat so that they may push forward to the infantry front line immediately after landing, and carry out their duties with as much speed and accuracy as possible.

(e) By Use of Smoke. Smoke can be used so as to cover our operations, prevent illumination of our movements by searchlights, cause deficiencies in the hostile plan of fire, or prevent the enemy (United Nations) from paying attention to other developments.

How smoke will be used should be determined according to weather conditions (particularly the direction of the wind), according to our plans, and according to the available manpower and the quality and quantity of our smoke equipment. Smoke may be spread directly in front of the hostile positions, it may be laid on the enemy (united Nations) objectives, it may be used so as to split up the coast on which we land, or it may be thrown as a curtain on the flanks and over the sea between the opposing forces.

When surrounding the hostile forces with smoke, it is sometimes a good idea to combine it with toxic smoke.

The time for starting the emission of smoke depends on the strength and disposition of the hostile forces, our situation and plans, the amount of light, and the speed and direction of the wind. Necessary preparations must be made in advance so that smoke may be emitted as soon as it is ordered.

At night do not use smoke merely to interfere with searchlights and artillery fire, but use it for the first time when the advance ashore is obstructed.

With a moderate wind velocity, 10 to 20 smoke candles (floating type) thrown upon the sea at the same time will form an effective smoke cover for about 1½ miles.

When making a frontal or flanking smoke screen with the wind to your back, you can make the smoke continuous by throwing two of the floating smoke candles on the sea at the same time and providing an interval of about 20 yards between each pair of candles.

An armor-plated boat can carry about 170 floating smoke candles.

Four to seven men will be needed to carry out a smoke-emission assignment involving the use of floating smoke candles and smoke generators.

First-line units which lay smoke screens in landing operations generally use grenade dischargers, smoke shells, discharging smoke candles, smoke candles and so forth. When the wind is blowing toward the landing point at a speed greater than that of the landing boats, lay a smoke screen spread out widely over the water. This can be done if each boat emits smoke as it moves toward the landing point. As far as possible, each boat moves in the thin part of the screen. If there is a cross wind or head wind, personnel in the first boats to land should lay a smoke screen immediately, in front or to the flank, in order to facilitate the landing operation.

HQ 1 AUST DIV

Artillery and debarkation work units on transports lay smoke screens against important parts of the hostile positions, such as observation posts, searchlights, and flank-defence preparations. Depending upon the direction of the wind, it is sometimes advantageous to use red smoke shells along with the other shells.

Eight smoke candles discharged from a boat with a simultaneous firing device will cover a frontage of about 50 yards at the water's edge. When using the Type 99 discharging smoke candles (old type of discharging smoke candle), fire them when about 330 yards from the shore.

Communication and Liaison. The success of the landing operations largely depends upon the close co-operation between the units landed for immediate combat and the debarkation work units. Therefore, the liaison officers must do everything possible to unite the efforts of these units.

For liaison and communication, do not wait until a regular boat and communication network is established, but use boats, radios, flag and light signals, and, when the anchorage is close, lay a cable. It is also possible to use carrier pigeons.

Anchorage headquarters must immediately build a lookout tower for the purpose of establishing command liaison with ships and boats at sea.

Duties of Debarkation Work Units. Immediately upon landing, the debarkation work units must make a quick reconnaissance of the coast line and the traffic ashore, and then hastily construct on-the-spot landing installations and open traffic routes.

For landing large or heavy equipment, it is necessary to choose the most suitable places. These need not necessarily be the original landing points. When unloading motor vehicles, gun carriages and so forth, the work units must lay steel mats, wheel mats, boards and so forth. If possible, tractors, trucks and sometimes tanks or armored cars should be used. The work units must arrange for the necessary equipment to carry out these operations. However, each regular combat unit must make plans for its own unloading beforehand, and must prepare pulleys, nets, and other equipment before embarking.

To reduce losses, it is necessary to spread out on the landing shore the various installations, the troops, and the munitions and other supplies. Troops and material should be disposed so as to prevent confusion. Each combat unit must keep in close touch with the work unit for its landing sector. It is important that each fighting unit quickly move its men, horses and vehicles away from the coast.

When the line of advance from the coast is limited, unloading installations easily become crowded together. It is necessary to do everything possible to disperse these and to establish traffic routes parallel to the shore.

When possible, utilise to the fullest extent any native labor. Also seize any shipping in the landing area and utilise it in the landing operations.

Action After Landing.

The traffic control organisation is assisted by sentries in the task of directing vehicles and personnel from the landing points to the various unit combat sectors.

While the troops are embarking, the division commander must allot bicycles to the infantry and engineer units which are to lead the advance, or to the reserves who are to be thrown into the battle quickly at any opportunity to exploit success. At the time of landing the division commander must lose no

opportunity to let the men have their bicycles. Depending upon circumstances, the bicycles are assembled on the coast at the various landing points. The main object in using bicycles is to supplement shortages in motor vehicles for long-range operations, especially during pursuit, and to increase the division's mobility.

Each unit should be in position to summon its vehicles quickly from the loading area or the vehicle-assembly point. Vehicles loaded in the rear of the division traffic-control organization should first be collected at the assembly point before following the unit to which they are allotted.

As a rule, vehicles - especially motor vehicles - should avoid marching parallel to each other or going in a reverse direction.

A vehicle repair centre must be set up as the units move into action. To accomplish this, part of the vehicle-repairing organization must be landed as quickly as possible.

Particularly for the sake of increasing our manoeuvrability, commanding officers of all ranks should pay attention to achieving quick repairs of locomotive communication facilities, especially motor vehicles, railroads, and repair shops.

The quick repair of demolished and obstructed roads is of the highest importance. Regardless of the aid of engineers, all troops should be charged with opening up their own lines of advance. The division commander must attach the necessary engineers to the front-line troops for leading operations and give to the remainder the task of repairing roads, railroads, bridges and so forth. It is essential that engineers quickly repair roads and bridges.

(U S Mil Int Bulletin Vol II - [illegible])

PART III - SECURITY

5. Enemy Marking on Trees.

Recently some Japanese markings on trees were accurately copied by our troops and sent back for translation. It was found that such markings were directional, or concerned with proposed constructions, for example -

(i) "Ten Kilometres to KANKIRYO"
(ii) "Foundation of Bridge"
(iii) "Twelve Kilometres from KANKIRYO"
(iv) "Entrance to HQ ASA 2058 78 Regt"

The fact that these signs were more accurately copied than in previous instances shows that troops are now aware of the need for absolute accuracy.

(FSU Bulletin)

PART IV - GENERAL

4. Japanese Aircraft.

Appx 'A' contains information on the Jap A/C Type [illegible]. This information previously supplied in 1 Aust Div Int Summary No.[illegible] is now obsolete. Remove and destroy Arcs of Fire, Silhouettes and [illegible] and substitute the attached Arcs of Fire, Silhouettes and [illegible].

[signature]
[illegible]
GS 1 Aust Div.

WAR DIARY

HQ 1 AUST DIV

TONY
TYPE 3 SSF

APPX "A" 1 AUST. DIV.
INT SUMMARY No 108

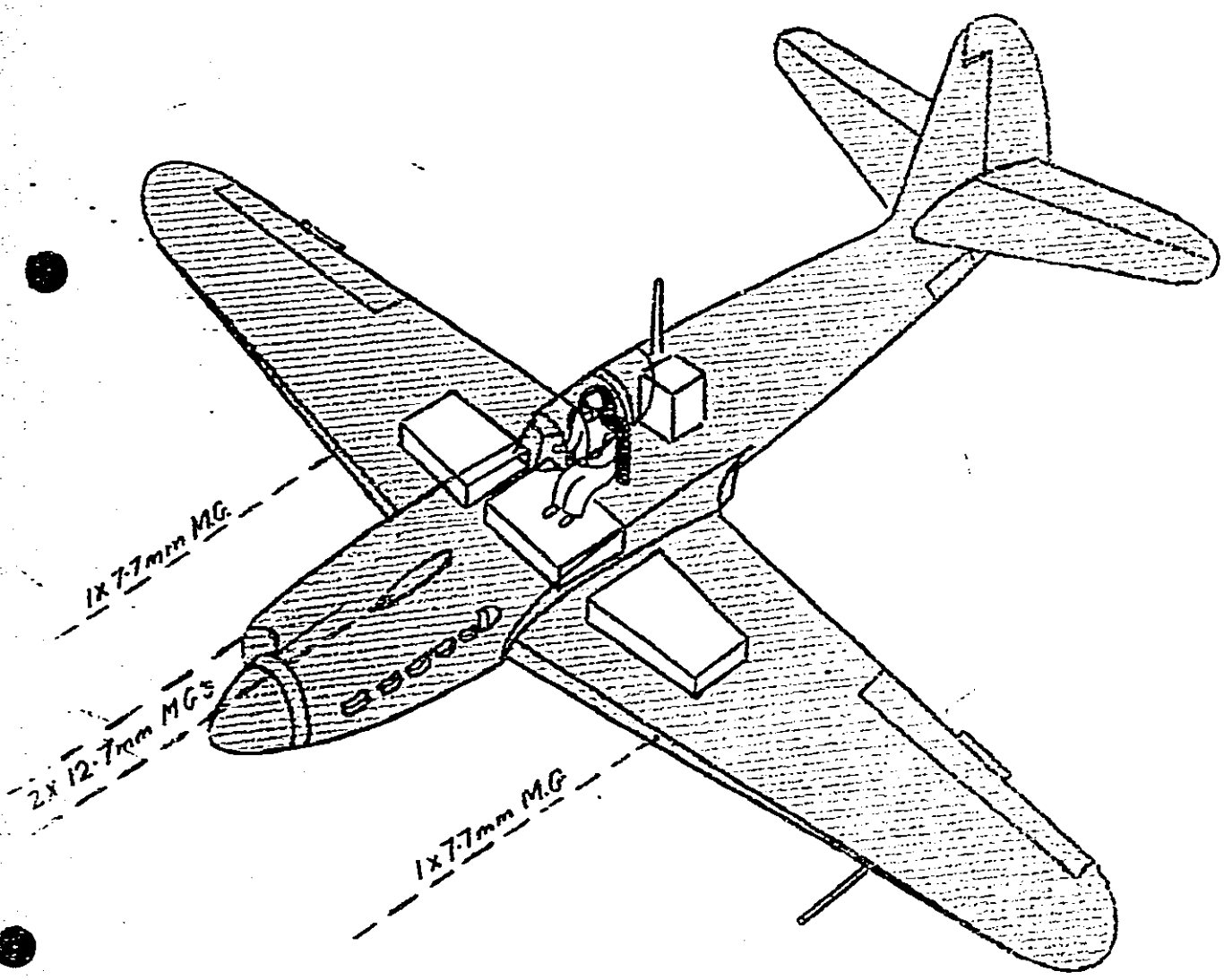

SECRET- NOT TO BE TAKEN
INTO THE AIR

TONY Type 3 SSF

APPX "A" 1 AUST DIV
INT SUMMARY No 108

Secret. NOT TO BE TAKEN INTO THE AIR

SECRET.

NOT TO BE TAKEN INTO THE AIR.

APPENDIX 'A'
1 AUST DIV WEEKLY
INTELLIGENCE SUMMARY
NO.108.

'TONY'

Type 3, SSF

ARMY

Originally Manufactured by: Kawasaki.

Engines: One Kawasaki type Ha 1" cylinder liquid cooled 60° in [illegible] type fuel injection engine.

Dimensions: Wing Span 39'5" Length 30'[illegible]" Height

Maximum Speed: 335 m.p.h. at 15,000'.

Rate of Climb: 3,000' per minute.

Service Ceiling: 36,000'.

RANGE

	Range in Statute Miles	Cruising Speed	Bombs (Max)	Fuel Imp.Gal	Fuel U.S.Gal
Max Bombs			1,000 lbs.		[illegible]
Normal	1,200	200		108	
Max Fuel	1,650			[illegible]	[illegible]

Radio: W/T and R/T.

Armour: 10.5 mm. armour plate behind pilot.

Armament: 2 x 12.7 mm mgs. synchronised
2 x 7.7 mm. mgs. fixed, one in each wing, with alternative 20 mm. cannon possible.

Ammunition: 350 rds for each 12.7 mm. mg.
500 rds for each 7.7 mm. mg.

Remarks: Fuel tanks are ineffective self-sealing type. Two large wing racks suitable for carrying either jettisonable fuel tanks or bombs, are located outside the airscrew arc.



HQ 1 AUST DIV
WAR DIARY
COPY NO. 45

Appx N°6

WJM/EG.

G.6844.

HQ 1 AUST DIV
AUSTRALIA.

25 JAN 44.

SECRET

1 AUST DIV INTELLIGENCE SUMMARY NO.109
FOR WEEK ENDING 25 JAN 44.

DISTRIBUTION:	Copy No
RAA 1 Aust Div	1- 5
RAE 1 Aust Div	6- 8
Sigs 1 Aust Div	9-10
1 Aust Inf Bde	11-14
9 Aust Inf Bde	15-18
AASC	19-22
ADMS	23-25
ADOS	26
CRE	27-30
1 Aust Div Sec Recep Camp	31
I Sec FSS	32

COPIES TO -	Copy No
Second Aust Army	33
Second Aust Army Int Sec	34
Sydney Fortress	35
NSW L of C Area Int Sec	36
VDC HQ	37
Cond	38
GI	39
AQ	40
GII	41
DAAG	42
DAQMG	43
✓ War Diary	44-45
File	46

Items sidelined will NOT be reproduced under any circumstances but the information may be used in training provided the original source is NOT mentioned.

PART I - OWN TROOPS

1. AIRMINDEDNESS in GROUND TROOPS.

The following notes were made by a Gunnery Officer who was in action with an Air OP Squadron RAF :-

"It is a pity that the "average soldier" (officer or OR) understands the aeroplane and its use so superficially, because in my opinion this ignorance causes much of the common fear of air attack. Not only is aircraft recognition extremely indifferent outside trained AA units, but even the different dangers from bombers and from fighters are not properly understood; nor can many soldiers by watching an enemy aircraft's antics make a fair interpretation of its purpose, e.g. Tactical Recce, Dive-Bombing, Fighter Patrol, Photography and so on. The whole question of 'air matters' is regarded as too complicated, something which only a trained ALO can understand; and it is left unstudied as so much 'black magic'. The air becomes rather a 'bogey', and enemy air attacks, however little damage they inflict, may put an unnecessary strain on morale.

For example, many soldiers do not know that a single-engined fighter is only dangerous when head-on; an uncritical fear of m.g. and cannon attacks attributes to the aircraft an ability to fire in any direction and to the pilot eyes all over his body. A slightly more advanced point is that when Hurribombers are giving close support they come over at about 4-5000 feet and are often seen and cheered by our troops as they dive on to a distant enemy target; but when a few moments later a string of single-engine aircraft come towards our own lines at ground level, they are often engaged by every Bren gun that can bear; no one, humble enough to be in charge of a Bren gun,

connects the low level getaway with the preceding attack."

PART II - ENEMY

3. JAPANESE SMOKE WEAPONS.

Recent reports on Japanese partiality toward the tactical use of smoke, and various materials employed by the Japanese army's "smoke" units (to allay suspicion, all chemical units in the Japanese army are referred to as "smoke" units) provide additional information in the form of descriptions of the Japanese frangible smoke grenade and the Japanese Type "99" self-projecting smoke candle.

The Japanese frangible smoke grenade is an iron-capped, spherical glass flask with a short neck and flat bottom. Measurements of the flask are:

Overall height	85 mm
Diameter (o.d.)	65 mm
Circumference	257 mm
Weight (empty)	161.2 grams
Thickness of wall	2 mm
Volume (to base of neck)	150 ml
Opening	16 mm

The closure consists of a red rubber stopper held under a red rubber washer within an inner iron crown cap, this being enclosed by a heavier iron outer crown cap.

Filling: The liquid filling of the grenade has the following properties:

Height of filling	31 mm
Volume	69.6 ml
Weight	118.0 grams
Specific gravity (calculated)	1.69

Composition:

Titanium tetrachloride	51.5%
Silicon tetrachloride	46.7%
Titanium and silicon oxides, by difference	1.8%

Functional Characteristics.

The grenade is so shaped as to be easily thrown by hand. Titanium and silicon tetrachlorides are readily hydrolyzed by the moisture of the air, with the formation of the respective hydroxides and hydrochloric acid. The smoke produced is formed from the fumes of hydrochloric acid and the particles of hydrated titanium and silicon oxides.

Tactical Use.

The smoke grenade is intended for screening operations. Though both titanium and silicon tetrachlorides are irritating to the skin as liquids, in ordinary field concentrations the smoke is hardly irritating enough to the respiratory system to cause coughing. Because of its size, the grenade used singly is ineffective for a continuous screen, but is intended for use at short-range such as concealing the gun port of a pill-box or tank.

Type "99".

The Japanese Type "99" self-projecting smoke candle has an outer cylinder, 3 inches in length, olive drab in colour. The weight of the candle is 1851 grams

(2.82 pounds) including a filling weighing 645 grams (1.41 pounds).

The starter mixture in a candle which has been examined was:

Potassium Nitrate	53.9%
Sulphur	19.6%
Aluminium powder	16.0%
Antimony Sulphide	10.5%

The smoke mixture in the candle examined analysed as follows:-

Hexachlorethane	46.5%
Zinc (metallic)	20.4%
Zinc Chloride	18.3%
Zinc Oxide	14.8%

Evidently this self-projecting candle can be used for setting up an advance smoke screen in much the same manner as is accomplished by morter or artillery shells, except that the range is shorter. There is a delay train in front of the starter mixture. This delays ignition of the candle for a definite time after it has been propelled from the outer case. The delay time has not been determined.

(Tactical & Technical Trends - No.38).

3. VARIATIONS IN JAPANESE INFANTRY ORGANISATION.

From time to time changes are noticed in the enemy's infantry organisation. Some of these, such as the reduction of LMG and grenade-discharger fire-power within the platoon, have obviously been due to casualties, and in view of their temporary nature, it is not proposed to discuss them here. Others however, indicate planned reorganisation, and examples of these are given below. They should be compared with organisations given in Japanese tables of organisation.

(1) A four-gun (37 mm) regimental AT gun company (quick fire gun) was identified at GUADALCANAL, and there are variousother proofs of its existence in the South West Pacific Area. In BURMA, however, no regimental 37 mm AT gun company has been identified and anti-tank guns have been allotted to units from independent anti-tank gun companies.

(2) Both the four-, and three-rifle-company battalion organisations have been met with in the South West Pacific area, and a battalion organisation of three companies has been used extensively in the ARAKAN campaign in Western BURMA, thus reducing a battalion at full strength to about 750. Frequently, the 4th, 8th and 12th companies are lacking.

(3) Another point of interest is the appearance in BURMA of two machine cannon in the infantry battalion. This machine cannon is reported to be similar to the 20 mm "Oerlikon" gun, a dual purpose AA/AT gun, with a short barrel. A similar organisation has not so far been reported from the South West Pacific.

(4) Finally, it should be noted that 37 mm AT guns have not been identified in the battalion gun platoon either in the South West Pacific area or in BURMA.

(Tactical and Technical Trends - No.35).

4. EQUIPMENT CARRIED BY A JAPANESE SOLDIER DURING PACIFIC OPERATIONS.

One Japanese soldier in the Pacific area had the following equipment which he, and most of the men of his unit, carried during operations.

Rifle and 150 rounds, two hand grenades, haversack containing five days' supply of rice, two tins of beef, three packets of biscuits, medicine for a stomach trouble, small white tablets for malaria, a water purifier -- one between three men, a bandage, a water bottle, tunic, long trousers, puttees, boots, socks. The soldier stated that originally the men of his unit carried respirators but that most of these had been used as fuel when boiling rice.

(Tactical & Technical Trends - No.35).

5. EQUIPMENT CARRIED BY THE SNIPER.

Japanese snipers in the Pacific have been reported to carry the following items of personal equipment :-

Respirator
Green combination mosquito net-camouflage hood (this covers the helmet, head and shoulders)
Green net to camouflage body
Green eye screen
Coil of rope
Small sack of rice (6" long)
Small bag of hard biscuits
One half-pound of hard candy
Package of concentrated food
Tin of field rations
Small tin of coffee and vitamin pills
Tin of chlorine (to purify water)
Mess tin
Water Bottle
Antidote for mustard gas
Quinine
Stomach Pills
Gauze Pads
Roll and triangular bandages
Spare socks
Tooth brush
Electric torch
One half-dozen spare lenses for eye holes of respirator
Medical supplies packed in nest of wicker baskets.

It is considered that these items would make the sniper independent for two weeks to one month, requiring only a minimum of food and water from the countryside. It is obvious, of course, that not all snipers are so equipped, but only those required to remain out "on their own" for considerable periods.

(Tactical & Technical Trends - No.35).

6. IDENTIFICATION OF LEADERS AT NIGHT.

The following method was used for the identification of Japanese leaders in night operations in the Southwest Pacific.

Company commander -- White sashes criss-crossed between the shoulders.
Platoon commander -- One white sash across the shoulder.
Section leader -- White band around the left arm

(Tactical & Technical Trends - No.35).

WAR DIARY
HQ 1 AUST DIV

PART III - SECURITY

7. NEW GUINEA NATIVES AND SECURITY.

Owing to the organisation of ANGAU and their effective control of the natives, there is a tendency to ignore the existence of any security problems with natives and to fail to take even elementary security precautions which would be taken as a matter of course in other countries.

Generally speaking the PAPUAN and NEW GUINEA natives are loyal and have no desire to help the enemy. Nevertheless even where their loyalty is undoubted, the only safe course is to ensure as far as possible that natives do NOT acquire any information which would be of value to the enemy. When we cannot always rely upon our own troops to preserve discretion and find it necessary to maintain constant security and consorship checks, the need for security precautions concerning natives is apparent.

Natives have been observed wandering freely through military camps and their presence is too often regarded as nobody's business. Their outlook and loyalty is not and cannot be expected to be the same as those of our troops. They are not children but adults of considerable intelligence with great curiosity. This curiosity, if unchecked, may easily result in their acquiring and passing on, perhaps without any knowledge of its importance, information of value.

Furthermore, it must not be forgotten that in areas recently occupied by the Japanese, considerable numbers of natives have actively assisted them, In most cases, this has been done under pressure or because they automatically and not unnaturally accepted the new Japanese master in place of the old. There are, however, recorded instances of definite hostility to our troops and the Japanese have made considerable efforts to enlist native assistance and support and recruit agents. Their propaganda is more likely to have had effect on natives previously under the influence of German Lutheran Missions. It is quite possible therefore that some natives behind our lines are Japanese sympathisers, if not, indeed, active Japanese agents.

8. DISTINGUISHING FRIENDLY NATIVES.

Natives employed by ANGAU wear an identity disc bearing a number, and have now been prohibited from wearing red "Lap Laps" as the Japanese have issued this colour "Lap Lap" to natives in their employ. All natives not wearing discs, wearing red "Lap Laps", or acting in a suspicious manner are, on an instruction from Div HQ, to be brought to the ADO ANGAU for interrogation.

Four natives have been escorted back by PIB for interrogation, and, in one instance, a native being returned, accompanied by a PIB NCO, attacked the NCO and attempted to take his rifle, compelling this NCO to shoot him.

FS NCOs at units in this area have been warned to stress that all natives are not to be trusted, and to endeavour to ensure that all suspect natives, whether wearing a disc or not, are brought in for interrogation by ANGAU.

9. ANTAGONISED NATIVES BECOME ENEMY AGENTS.

How tactless treatment of natives by troops gave the enemy material for a situation map of our positions in the WAU-KEREMA area is disclosed in a recently captured Japanese document.

Seven natives, originally of KEREMA area, while on road construction work between BULLDOG and WAU, were mishandled by troops and deserted to LAE on 18 Apr. There they supplied Japanese Intelligence with information detailed in the sketch attached to the captured document, which proved to be important.

This clearly indicated that, whenever possible, the handling of natives should be normally left exclusively to ANGAU personnel.

Other captured documents show that the Japanese are fully alive to the value of the native as a source of information about our own strength, dispositions and installations. Consequently behaviour by troops which inspires antagonism in the native succeeds only in recruiting another potential agent to those already employed by the Japanese.

10. NATIVE EVALUATION OF JAPANESE CURRENCY.

The efforts of ANGAU to impress on the natives that the "Old Government" has returned, and that Japanese currency is of no value has, to an extent been offset by the eagerness of Allied soldiers to obtain such currency as souvenirs in exchange for cigarettes and food.

This trading gives Japanese currency a purchasing value, whilst our own money is useless to the native at present as, in forward areas, there are no trade stores where they may spend their earnings.

Thus the native is tempted - by us - to work for Japanese money.

PART IV - GENERAL

11. JAPANESE AIRCRAFT.

Details of two types of Japanese Aircraft are contained in Appx 'A'.

1 Aust Div Int Summary No.87 contained information on Type 99 L/B 'LILY' which is now obsolete. Remove and destroy silhouette and information data sheets and substitute the attached silhouettes and information data sheets.

Also substitute the arcs of fire and photographic impression of Type 97F 'NATE' for the arcs of fire previously issued in 1 Aust Div Int Summary No.101.

Col.
GS 1 AUST DIV.

HQ 1 AUST DIV
WAR DIARY

NATIE
TYPE 97 F

APPX 'A' 1 AUST DIV
INT SUMMARY No 103

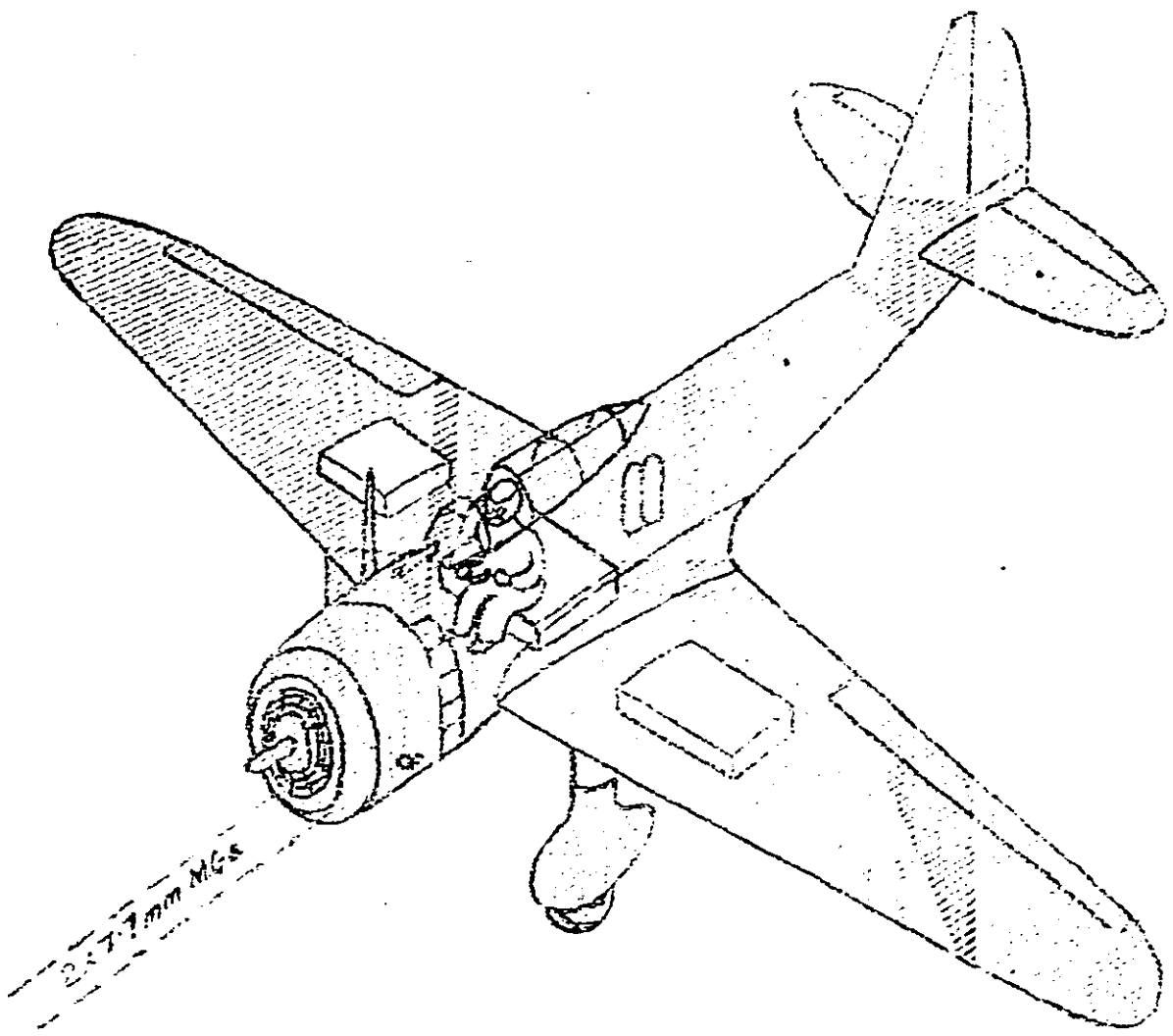

SECRET - NOT TO BE TAKEN THE AIR

NATE
TYPE 97F

APPX "A"
I HUST INT SUMMARY 109

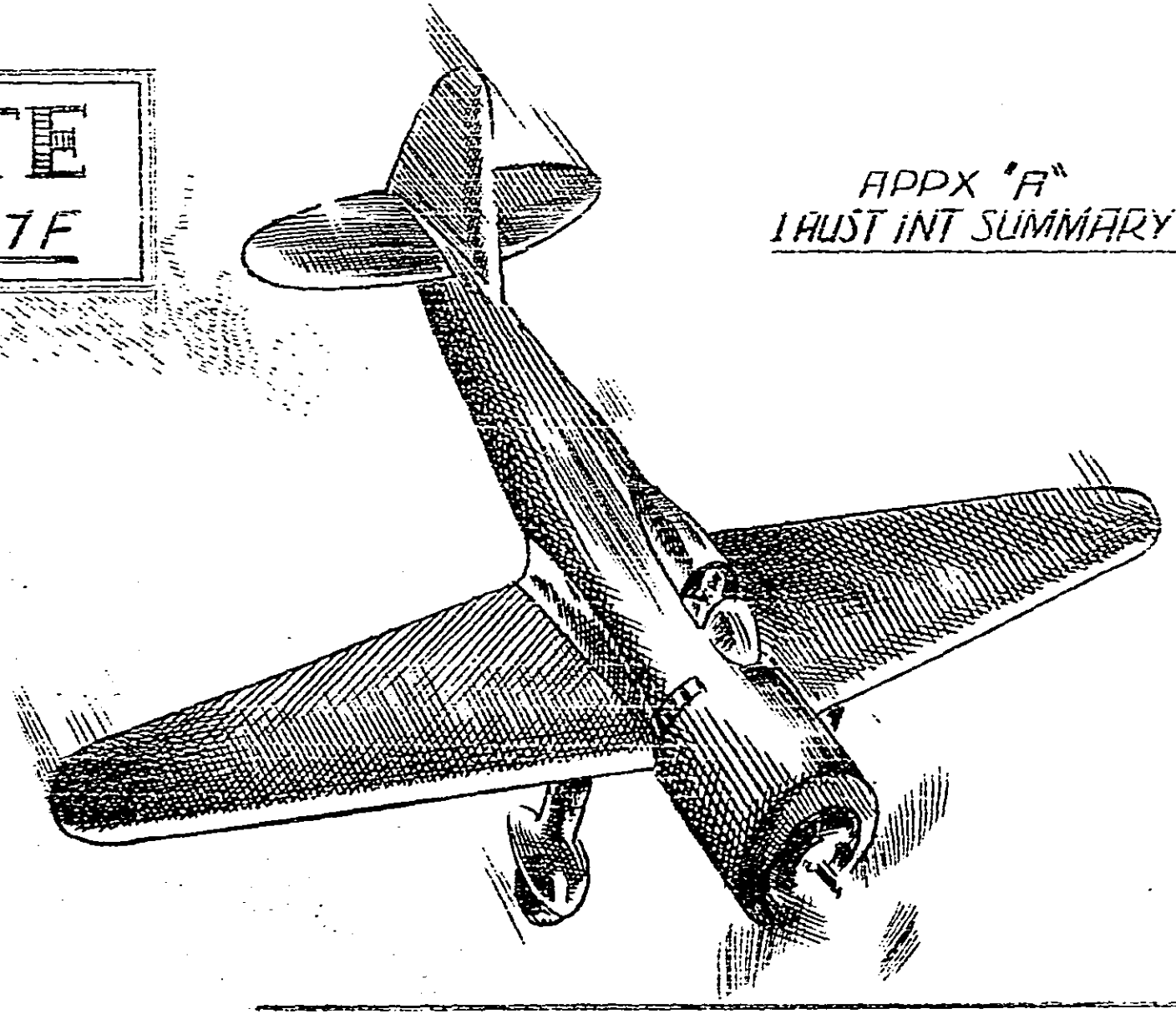

SECRET - NOT TO BE TAKEN INTO THE AIR

LILY TYPE 99 L/8

APPX "A" 1 AUST DIV
INT SUMMARY N°109

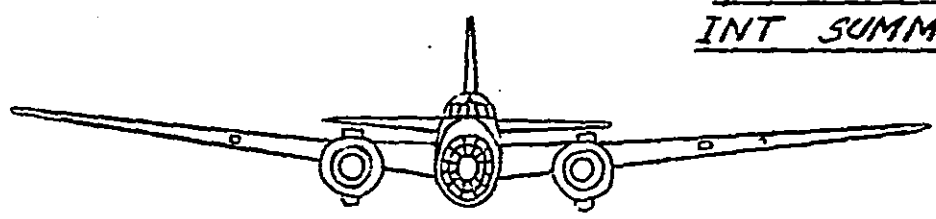

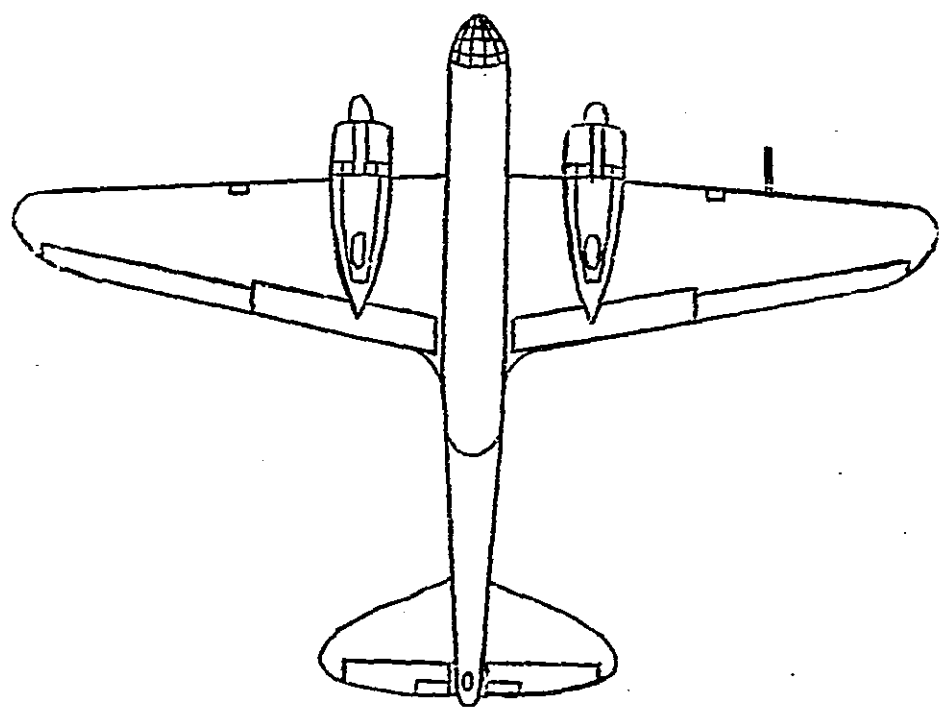

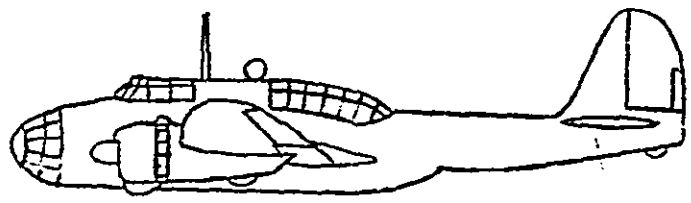

SECRET NOT TO BE TAKEN INTO THE AIR.

S E C R E T.

NOT TO BE TAKEN IN THE AIR.

APPX 'A'

1 AUST DIV WEEKLY INT SUMMARY NO.105.

'L I L Y'

Type 99, L/B

A R M Y

Originally Manufactured by: Kawasaki

Crew: Four

Engines: Two fourteen cylinder, twin row, radial air-cooled engines, Nakajima Type 99 - 950 h.p. each.

Dimensions: Wing Span 58'0" Length 42'0" Height

Weights: Empty Normal Full Military Load

Maximum Speed: 280 m.p.h.

Rate of Climb:

Service Ceiling: 25,000 ft.

R A N G E

	Range in Statute Miles	Cruising Speed	Bombs (Max).	Fuel Imp.Gal.	Fuel U.S.Gal.
Max Bombs	850	180	1500 lb	300	362
Normal	925	190	800	300	362
Max Fuel					

Radio: W/T carried - possible R/T.

Armour: Nil.

Armament: 1 x 7.7 mm mg (nose)
1 or 2 x 7.7 mm mg (dorsal) or one 12.7 mm mg
1 x 7.7 mm mg (ventral)

Ammunition: 400 rounds per nose and ventral guns
600 rounds per dorsal gun

Vulnerability: Fuel tanks are leak absorbent Type. An additional fuel tank may be carried in fuselage between pilot and observer.

HQ 1 AUST DIV
WAR DIARY
APPX No 7.

[illegible]

LOCATION STATEMENT OF 1 AUST DIV
AS AT 232359 JAN 44

A	UNIT	LOCATION	MS SHEET	MR	REMARKS
	HQ				
1	HQ 1 Aust Div (AIF)	BURWOOD	Sydney	105141	
2	233 Aust LAD (Type A)	STRATHFIELD	"	081149	
3	[illegible] Aust FS Sec	BURWOOD	"	105141	
	ARTY				
4	HQ RAA 1 Aust Div (AIF)	HOMEBUSH	"	082153	
5	2/1 Aust Fd Regt (AIF)	LOFTUS	Port H	055957	Under warning order
6	2/1 Aust Fd Regt Sig Sec(ACS)	"	"	"	C " " "
7	2/43 Aust LAD (AIF)	"	"	"	" " "
8	9 Aust Fd Regt (AIF) less one Bty	DAPTO	Kiama	782373	
9	20 Bty,9 Aust Fd Regt (AIF)	HOLSWORTHY	Liverpool	960023	Depot bty LHQ SofA
10	9 Aust Fd Regt Sig Sec(ACS)	DAPTO	Kiama	782373 A	
11	210 Aust LAD (Type A) less det	"	"	"	
12	Det 210 Aust LAD (Type A)	HOLSWORTHY	Liverpool	960023	Att 20 Bty 9 Aust Fd Regt (AIF)
13	18 Aust Fd Regt (AIF)	NARELLAN	Camden	723983 A	
14	18 Aust Fd Regt Sig Sec(ACS)	"	"	" A	
15	230 Aust LAD (Type A)	"	"	" A	
16	111 Aust Tk A Regt less one Bty	BALGOWNIE	Wollongong	880513 A	
17	14 Bty 111 Aust Tk A Regt	HOLSWORTHY	Liverpool	960023	Depot bty LHQ S of A (Tk A)
	111 Aust Tk A Regt Sig Sec (ACS)	BALGOWNIE	W'gong	880513 A	
19	308 Aust LAD(Type A)(AIF)	"	"	" A	
	ENGRS				
20	HQ RAE 1 Aust Div (AIF)	BURWOOD	Sydney	108142	
21	25 Aust Fd Coy	PORTREE	Paterson	735554	
22	26 Aust Fd Coy	NARELLAN	Camden	722973	
23	20 Aust Camflg Unit	SME GEORGES H	Sydney	262193 A	
	SIGS				
24	Sigs 1 Aust Div	HOMEBUSH	Sydney	085152	
25	273 Aust LAD	"	"	"	
	INF				
26	HQ 1 Aust Inf Bde (AIF)	ST IVES	B Bay	177543	
27	1 Aust Inf Bde Sig Sec(ACS)	RANDWICK	Sydney	232103 A	
28	250 Aust LAD(Type A)(AIF)	ST IVES	B Bay	177543	
29	13/33 Aust Inf Bn	"	"	157335	
30	[illegible] Aust Inf Bn	"	"	139395 C	
31	[illegible]/2 Aust Inf Bn	FRENCHS F	Sydney	223293	
32	HQ 9 Aust Inf Bde	NARELLAN	Camden	722983 C	
33	9 Aust Inf Bde Sig Sec (ACS)	RANDWICK	Sydney	232103 A	
34	254 Aust LAD (Type A)(AIF)	NARELLAN	Camden	722983 C	
35	1/45 Aust Inf Bn	"	"	"	
36	17 Aust Inf Bn	WALLGROVE	Liverpool	850240 C	
37	20/34 Aust Inf Bn	NARELLAN	Camden	720983 C	
	SUP TPT				
38	HQ Comd AASC 1 Aust Div(AIF)	MERRYLANDS	Liverpool	969123	
39	13 Aust Coy AASC	BERESFIELD	Newcastle	681459	Det at Gateshead Newcastle 700332
40	15 Aust Coy AASC	WEST [illegible]	Sydney	139223	Det at NARWEE 073052

/2

NO	UNIT	LOCATION	MS SHEET	MR	REMARKS
	MEDICAL				
41	1 Aust Fd Amb	ST IVES	B Bay	167321	
42	5/14 Aust Fd Amb	GATESHEAD	Newcastle	709232	
	ORD				
43	101 Aust Bde Ord Fd Pk	LEPPINGTON	Liverpool	8202	
44	109 Aust Bde Ord Fd Pk	NARELLAN	Camden	7298	Under warning order
45	136 Aust Bde Ord Fd Pk	WAITARA	Sydney	113351	
	AEME				
46	101 Aust Bde Wkshop	LEPPINGTON	Liverpool	8202	
47	109 Aust Bde Wkshop	NARELLAN	Camden	7298	Under warning order
48	136 Aust Bde Wkshop	WAITARA	B Bay	113351	
	SALV				
49	1 Aust Div Salv Unit	HOMEBUSH	Sydney	081148	
	PAY				
50	1 Aust Div Fd Cash Office (AIF)	BURWOOD	"	105141	
	PRO				
51	1 Aust Div Pro Coy (AIF)	HABERFIELD	"	145143	
	POSTAL				
52	1 Aust Div Postal Unit (AIF)	BURWOOD	"	105141	
	MISC				
53	1 Aust Div Reception Camp	NARELLAN	Camden	720924	Not on OOB

for (H N HEFFORD) Col
GS I AUST DIV

DISTRIBUTION:

Second Aust Army 2
NSW L of C Area
RAA 1 Aust Div
RAE 1 Aust Div
1 Aust Inf Bde
9 Aust Inf Bde
CAASC
1 Aust Div Postal Unit
Comd
G1
G11
Battle Board
AQ
DAAG
DAQMG
ADMS
ADOS
CRE
DAPM
Sigs 1 Aust Div
War Diary 2
File

HQ 1 AUST DIV
WAR DIARY
Appx N° 8

HEW/LP

Australian Military Forces

TELEPHONE

Please quote this Number when Replying

S4622		

Address HQ I AUST DIV AUSTRALIA

30 Jan 44

~~MOST SECRET~~

~~COMBAT EFFICIENCY REPORT~~

Second Aust Army

6899

Herewith Combat Efficiency Report of 1 Aust Div for month of Jan 44.

H.W. Lloyd

(H W LLOYD) Maj-Gen
~~COMD I AUST DIV~~

Copy to: War Diary ✓

COMBAT EFFICIENCY REPORT OF 1 AUST DIV

FOR MONTH ENDED 20 JAN 44

MOST SECRET

(a)	(b) Formation etc (Show to Div Hqs and Bdes)	Approx percentage available with units														(q) Role	(r) Present Employment (eg assembly, training, preparations for operations
		Weapons										Tpt			(s) Strength of personnel		
		(c) Rifles	(d) LMGs	(e) AMGs	(f) TSMGs	(g) 2" Mortars	(h) 3" Mortars	(i) 2 prs *	(j) 6 prs	(k) 25 prs	(l) 40 mm Bofors	(m) MT	(n) Carriers	(o) Tanks			
1	Div HQ	114	75	-	14	-	-	-	-	-	-	91	-	-	96	Second Aust Army Reserve	Training and Wharf Duties
2	1 Aust Inf Bde Gp	107	70	29	33	2	100	100	100	100	-	88	19	-	84		
3	9 Aust Inf Bde Gp	74	49	29	9	2	96	75	100	100	-	71	22	-	54		
4	[redacted]																

* Ea entitlement of Tk & Guns down as 2-pr in lieu of 6-pr

HQ 1 AUST DIV
WAR DIARY

Ser	Unit	Gen Standard of Offrs and NCOs	Phase of Trg Covered during month	Type of Warfare Formation Considered Capable of	Remarks
1	Div HQ	Fit	———	S	
2	1 Aust Inf Bde Gp (Vide Appx A) (a)	Fit	Schs for Offrs & NCOs Individual Trg of YS Work on Reserve Maintenance of Sqpt	As a Bde Gp - HKL (Notes (b) & (c))	
3	9 Aust Inf Bde Gp (Vide Appx B) (a)	Fit	Work on Reserve Arty Bde Exercise Maintenance of Sqpt	As a Bde Gp - HKL (Notes (b) & (c))	

NOTES: (a) Owing to moves of units into and out of 1 Aust Div, composition of Bde Gps is continually changing.

(b) Owing to shortage of personnel.

(c) Classified as Bde Gps only in accordance with Second Aust Army 725 of 8 Jun.

(H W LLOYD) Maj-Gen
GOCD 1 AUST DIV

HQ 1 AUST DIV
WAR DIARY

HQ 1 AUST DIV

	RIFLES		LMGs		MMGs		SMGs		MORTARS 2"		MORTAR 3"		2 PRS		6 PRS		25 PRS		PERS INCL ATT		REMARKS
	Est	Held	Est	Held	Est	Held	Est	Held	Est	Held	Est	Held	Est	Held	Est	Held	Est	Held	Est	Stren	
HQ 1 AUST DIV	152	173	4	3	-	-	50	7	-	-	-	-	-	-	-	-	-	-	257	246	

HQ 1 AUST DIV
WAR DIARY

1 AUST INF BDE GP

APPENDIX "A"

	RIFLES		LMGs		MMGs		SMGs		MORTARS 2"		MORTAR 3"		2 PRS		6 PRS		25 PRS		PERS INCL ATT		REMARKS
	Est	Held	Est	Held	Est	Held	Est	Held	Est	Held	Est	Held	Est	Held	Est	Held	Est	Held	Est	Stren	
HQ I AUST INF BDE	49	52	2	2	-	-	20	-	-	-	-	-	-	-	-	-	-	-	92	58	
1 AUST INF BDE SIG SEC	23	29	1	1	-	-	16	-	-	-	-	-	-	-	-	-	-	-	49	36	
250 AUST LAD	7	13	1	1	-	-	6	-	-	-	-	-	-	-	-	-	-	-	16	14	
13/33 AUST INF BN	728	815	65	45	14	4	92	20	12	-	6	6	4	4	-	-	-	-	911	767	Incl 472 YS
18 AUST INF BN	728	925	65	67	14	4	92	28	12	1	6	6	4	4	-	-	-	-	911	812	Incl 523 YS
41/2 AUST INF BN	728	664	65	45	14	4	92	21	12	-	6	6	4	4	-	-	-	-	911	800	Incl 498 YS
2/1 AUST FD REGT	459	526	50	35	-	-	128	102	-	-	-	-	-	-	-	-	24	24	679	653	
2/1 AUST FD REGT SIG SEC	18	9	1	1	-	-	9	9	-	-	-	-	-	-	-	-	-	-	35	32	
2/43 AUST LAD (Type B)	24	10	-	1	-	-	12	6	-	-	-	-	-	-	-	-	-	-	37	35	
10 AUST TK A BXX	123	163	22	4	-	-	41	-	8	-	-	-	-	-	16	16	-	-	177	123	
26 AUST FD COY	197	106	18	4	-	-	33	-	-	-	-	-	-	-	-	-	-	-	251	91	Incl 34 YS
15 AUST COY AASC	332	296	9	9	-	-	21	2	-	-	-	-	-	-	-	-	-	-	405	379	Incl 54 YS
1 AUST FD AMB	3	56	-	-	-	-	-	-	-	-	-	-	-	-	-	-	-	-	239	137	
136 AUST BDE WKSHOP	116	118	6	1	-	-	5	-	-	-	-	-	-	-	-	-	-	-	127	114	
136 AUST BDE GND FD PK	16	16	1	-	-	-	4	-	-	-	-	-	-	-	-	-	-	-	22	16	
	3551	3798	306	216	42	12	571	188	44	1	18	18	12	12	16	16	24	24	4862	4067	

WAR DIARY

	RIFLES		LMGs		MMGs		SMGs		MORTARS 2"		MORTAR 3"		2 PRS		6 PRS		25 PRS		PERS INCL ATT		REMARKS
	Est	Held	Est	Held	Est	Held	Est	Held	Est	Held	Est	Held	Est	Held	Est	Held	Est	Held	Est	Strn	
HQ 9 AUST INF BDE	49	84	2	2	-	-	20	-	-	-	-	-	-	-	-	-	-	-			
9 AUST INF BDE SIG SEC	25	31	1	-	-	-	16	-	-	-	-	-	-	-	-	-	-	-	92	90	
254 AUST LAD	7	10	1	1	-	-	6	-	-	-	-	-	-	-	-	-	-	-	42	38	
1/48 AUST INF BN	728	179	65	37	14	4	92	12	12	-	6	6	4	1	-	-	-	-	16	17	
17 AUST INF BN	728	980	65	37	14	4	92	11	12	1	6	6	4	4	-	-	-	-	911	222	
20/34 AUST INF BN	728	289	65	24	14	4	92	17	12	-	6	5	4	4	-	-	-	-	911	720	
9 AUST FD REGT	459	424	50	24	-	-	128	9	-	-	-	-	-	-	-	-	-	-	911	310	
9 AUST FD REGT SIG SEC	18	15	1	1	-	-	9	-	-	-	-	-	-	-	-	-	24	24	679	287	Incl 10% WB
210 AUST LAD (Type D)	24	13	-	1	-	-	12	-	-	-	-	-	-	-	-	-	-	-	35	20	
42 AUST LT A BTY	125	136	22	10	-	-	41	-	8	-	-	-	-	-	16	16	-	-	177	167	
26 AUST FD SQN	197	77	18	4	-	-	33	-	-	-	-	-	-	-	-	-	-	-	251	87	Incl 33 WB
15 AUST CST AMBL	332	279	9	9	-	-	21	2	-	-	-	-	-	-	-	-	-	-	405	301	
3/14 AUST FD AMB	3	4	-	-	-	-	-	-	-	-	-	-	-	-	-	-	-	-	239	271	
101 AUST BDE WKSHP	116	130	6	1	-	-	8	-	-	-	-	-	-	-	-	-	-	-	127	122	
161 AUST BDE GEN ED PK	16	15	1	-	-	-	4	-	-	-	-	-	-	-	-	-	-	-	22	17	
	5551	2645	306	151	42	12	571	51	44	1	18	17	12	9	16	16	24	24	4362	2656	

WAR DIARY

MESSAGE LOG IN 1/1/44 "I" SECTION 1 AUST DIV. Sheet No. 1 Date.....

SERIAL No	FROM/TO	TIME OF ORIGIN	TIME OF RECEIPT	ORIGIN No	TEXT OF MESSAGES	REC'D BY	ACTION TAKEN REMARKS ETC.
1	9 Bde	311223OL	010830L	INT23	location statement no change.	THC	G3(0) 040 BB
2	1 Bde	312000L	010835L	A3078	Ref MILEASE adm instn 307816 dated 29 dec 43 .Strength of bands from this bde taking part in. 13/33 bn [illegible] band 30 18 bn band 31 41/2 band 12.	THC	G3(0) BB
3	AEME		010900L		Wkshops. 109 Aust Bde Wkshop 101 Aust Bde Wkshop 291 Aust LAD . All at LEPPINGTON 8202 LIVERPOOL. Otherwise no change.	THC	G3(0) 040 BB
4	RAE	010830L	010930L	308	location statement no change.	THC	G3(0) 040 BB.
	(13/33 bn ,18 bn 41/2 bn rptd 1 div for infn)						
5	1 Bde	311705L	011030L	08077	ref L of C adm in stm MILITARY MARCH 4 jan. Band will move under unit arrangements per MT to arrive CONCENTRATION AREA 040930L jan . transport used will be kept to minimum.	THC	G2. BB
6	9 Bde	311450L	011030L	A 175	Unit will not arrive location till 7 jan request bandsman return to RUTHERFORD.	THC	G2 BB
7	AASC	011125L 011400L	011150L	S 117	NO change .	THC	G3(0) [illegible] BB.
8	101 Wkshop		011500L	NE 4	established new location.	THC	G3(0) BB.
9	17 Bn	011400 L	011505L	Q 187	ref 1 Div Adm instns 66 para 10(a) . please advise if any action by this unit or will 1 div co ordinate.	THC	G3 BB.
10	RAA 1 Div	011000L	011620L	RAB 352	LOCATION STATEMENT. No change.	LL	G111(0) 040 BB.
11	2 Army	011540L	011948L	Q 6814	First.Movement 22 band personnel depart WEST MAITLAND 1450 hrs 2 Jan arrive STRATHFIELD 1816 hrs.Second.14 ORs depart BROADMEADOW 0850 hrs 3 Jan arrive KORNSBY 1015 hrs and proceed by electric service to PYMBLE 1 Aust Div arrange for issue of bulk warrants.	LL	G111(0) 040 BB (Forwarded to Q Branch)
12	11 Div	011210L	012200L	A13893	Concur BORTHWICK resume regimental duties.Recommendation being forwarded NO FORCE.	LL	(Forwarded to A Branch)
13	2 Army	011805L	012121L	SD3371	Ref 1 AUST DIV 0965 of 31 Dec subject surplus vehs 201 AUST LAD.Concur return MT depot RYDE.Understand veh in shell only.	LL	G111 (0) BB
14	2 Army	011610L	011941L	SD 2550	SECRET 11 AUST HD REGT redesignated 57 AA REGT as from 31 Dec 43 all infnd.	LL	G111 (0) BB
15	17 Bn	011910L	012034L	0191	Ref 1 DIV instruction A 11344 of 26 Nov 43. NIL returns submitted.	LL	G111 (0) Forwarded to "A" BB
16							

WAR DIARY

MESSAGE LOG OUT 1/1/43 "I" SECTION 1 ARMY DIV. Sheet No. 1 Date.....

TOR No	AL	FROM/TO	TIME OF ORIGIN	TIME OF RECEIPT	ORIGIN No	TEXT OF MESSAGES	REC'D BY	ACTION TAKEN REMARKS ETC.	
1		3 Army	010900L 0855		O 969	location statement no change.	THC	OAB	BB.
2		ADOS & RAA	311750L	011030L	O 6332	ados will transfer from dump to 2/1 fd regt 75 bayonets 75scabbards and frogs transferee will collect . ados will loan from dump to rua 10 rifles class one 33 bayonets 33 scabbards and frogs rua will collect ack.	THC	G11	BB.
3		3 Bde	311030L	011030L	O 6333	Authority given for transfer carre from 2 hn to following VDC hns in lieu of 4c Hq VDC, Three 13 hn three 14 hn three 17 hn three 18 hn three 37 hn ack.	THC	G11	BB.
4	RAA & AASC		311545L	011030L	O 7788	movement 160 pers 2 fd regt to ANZAC rifle range 3 jan . dep DAPTO 0834 hrs 3 jan arr CENTRAL 1117 hrs dep CENTRAL 1130 hrs arr LIVERPOOL 1319 hrs. return journey 3 jan . 100 pers only dep LIVERPOOL 0700 hrs arr CENTRAL 0758 hrs dep CENTRAL 0845 hrs arr DAPTO 1101 hrs . unit will issue A19 and bulk will warrant . ados will provide 3 lorries 3 ton to move stores from LIVERPOOL to ANZAC range 3 jan.	THC	G11 03B	BB.
5		1 Bde	011155L		0969	please instruct WO TOCKLER to report hq 1 div on arr 1 bde area 3 jan	THC	Sigs	BB.
6		Sigs	011155L		O 977	ref this HQ G6 408 of 2 dec . please advise present posn.	THC	Sigs	BB.
7		Sigs	011210L		0971	GS CIPHER SEC in transit . Lieut GOODWIN will attend 1 OCTU comm a commencing 10 jan . LTD ADELAIDE and MELBOURNE will intercept.	THC	Sigs	BB
8		Sigs	011215L 011140L		O 970	NO TOCKLER P and MP instr available 4 jan to 12 jan incl . please advise if required.	THC	Sigs	BB.Copy to CAMP.
9		17 hn Trg School	[illegible]	011500L	04328	100 rifles class one now available ADOS dump . please collect.	THC	G3	BB
10		[illegible]	011515L		O 973	latrines and quarters arranged for 19 offrs 3 ors, arr BATHURST 171115L. 1 BISSIL.	THC	Sigs	BB.
11		1 BDE	011650L		O 975	Approval has been requested for 40 offrs VDC to view relief model of PORT KEMBLA area 18 BDE at GOULBURN. Please advise if any objections.	LL	Sigs	BB

ARMY DIARY

IN 2-1-44. MESSAGE LOG "I" SECTION 1 AUST DIV. Sheet No..... Date.....

SERIAL No	FROM/TO	TIME OF ORIGIN	TIME OF RECEIPT	ORIGIN No	TEXT OF MESSAGES	REC'D BY	ACTION TAKEN REMARKS ETC.		
1	9 BDE	020950L	020955L	INT 24	LOCATION .No change.	LL	G111(0)	0 4C	BB
2	1 BDE	020930L	020035L	I 370	G 6621. Ask 4 copies.	LL	G111(0)		BB
3	RAE	021210L		310	LOCATION STATEMENT. In reply to G 4005 No change.	LL	G111(0)	0 4C	BB
4	RAA	011600L	021300L	RAE 353	LOCATION STATEMENT .No change.	LL	G111(0)	04C	BB
5	2 Army	011415L	021500L	SD3549	Secret for infn.Landforces SD7839Sof 31 Dec advises 18 Aust Fd Regt and Sig Sec and 220 Aust LAD moving shortly to Second Aust Army area.Units will be allotted to 1 Aust Div to relieve 2/1 Aust Fd Regt and Sig Sec and 2/43 Aust LAD.Latter units will then be moved to 1 Aust Corps area for allotment 3 Aust Inf Bde Gp.Ask	LL	G111(0)		BB
6	9 Bde	021835L	021900L	INT 26	LOCSTATE.No change.	LL	G111(0)	04 C	BB

HQ 1 AUST DIV

WAR DIARY

OUT 2-1-44 MESSAGE LOG "I" SECTION 1 AUST DIV. Sheet No..... Date.....

SERIAL No	FROM/TO	TIME OF ORIGIN	TIME OF RECEIPT	ORIGIN No	TEXT OF MESSAGES	REC'D BY	ACTION [illegible] REMARKS ETC.	
1	[illegible]	[illegible]		O 976	SECRET. 11 AUST FD REGT redesignated 57 AA REGT as from 31 DEC 43.	LL	Sigs copy A & Q	BB
2	2 Army	011655L	021000L	Q1105	Ref O 6737 of 25 Dec. Unit advises 5 Vehs 1 ton transferred 4 Aust Flash spotting Bty. of remaining 8.2 will be transferred ex w'shops. 6 require w'shop attention and NOT avialable for early transfer	LL	From Q Branch for infn.	BB
3	1 [illegible]	021130L		Q 1108	Our Q4313 of 23 Dec re guns machine VICKERS. arrange delivery from 13/33 Bn 41/2 Bn 18 Dn to HQ VDC LOYOLA Greenwich Rd GREENWICH. Advise completion and number guns delivered.	LL	From Q for infn.	BB
4	2 Army	021815L		I 864	Ack in reply to SD 3549	LL	Sigs	BB

WAR DIARY

HQ 1 AUST DIV

IN 3-1-44.

Message Log

No	From	TOO	TAD	Orig No.	TEXT	Recd			REMARKS
1	17 Bn	030800L	030807 L	I 343	No change of location.	LL	6111(0)	040	HB
2	RAE	030830L	030930L	311	Location statement no change.	TBC	93(0)	040	HB.
3	"A"	02211L	030910L	A 50	LHQ signal HB50 of 31 dec and Second Aust Army signal amv17 of 2 jan approve following changes appointments . WX100072 WO ROBERTSON from LO HQ 11 Aust Div to LO HQ 1 Aust Div. NX201216 Capt R N WILLIAMS from HH(L) HQ 9 Bde to LO HQ 11 Aust Div. Capt ROBERTSON commenced duty HQ 1 Div 2 jan. As Capt WILLIAMS is att Div HQ his movement will be arranged by comp through DADMS. Capts ROBERTSON and WILLIAMS remain seconded in 18 Bn and 17 Bn respectively.	TBC	01		HB.
4	AENE	030900L	030100L	---	LOCATION STATEMENT.HQ 109 AUST BDE WSHOPS less 2 DETS LARGS-PATERSON 6:BSVTEET 109 AUST BDE WSHOP (1 AUST INF BDE area) WAITARA- BROKEN BAY 113351 DET 109 BDE WSHOPS (9 AUST INF BDE area) LEPPINGTON-LIVERPOOL2108 101 AUST BDE WSHOPS & 191 AUST LAD both 8203 LEPPINGTON-LIVERPOOL 134 AUST BDE WSHOP WAITARA-BROKEN BAY 113351.	LL	6111(0)	040	HB.
5	AASC	03101EL	031015L	S 117	No change	LL	6111(0)	040	HB
6	1 BDE	0309421	031025L	O 1458	No objections.	LL	62		HB
7	18 Bn	031425L	031455L	I 363	Ask receipt of 1 Aust Div INSTRUCTION No 13.	LL	2 Clerks		HB
8	9 ARMY	021725	032000	SD 5363	Ref conversation WELLS SHELLEY. 3 Aust Remnk Sig Sec will move with charging remnant 9B this phonmor type qty three at present held. Charging sets Briggs and Sterling type qty three also held by units are at disposal 1 Aust Div	9B			HB
9	9 Bde	031900	032000	I 87	Location statement No change.	9B	62(0)	04c	HB

HQ 1 AUST DIV

OUT 3-1-44

MESSAGE LOG "I" SECTION 1 AUST DIV. Sheet No..... Date.....

SERIAL No	FROM/TO	TIME OF ORIGIN	TIME OF RECEIPT	ORIGIN No	TEXT OF MESSAGES	REC'D BY	ACTION TAKEN REMARKS ETC.
	See Remarks	030905L		0 978	Secret.For infn.Landforces SD78393 of 31 Dec advises 18 AUST FD REGT and SIG SEC and 220 AUST LAD moving shortly to SECOND AUST ARMY area Units will be allotted to 1 AUST DIV to relieve 2/1 AUST FD REGT and SIG SEC and 2/43 AUST LAD .Latter units will then be moved to 1 AUST CORPS area for allotment 5 AUST INF BDE GP.	LL	TO RAA SIGS CENTR AQ DAQMG. SIGS BB
2	2 ARMY	030900L		0 177	LOCATION STATEMENT. Det 109 BDE WSHOPS LEPPINGTON-LIVERPOOL 8202 101 BDE WSHOPS LEPPINGTON-LIVERPOOL 8202 291 AUST LAD LEPPINGTON-LIVERPOOL 8202.Otherwise no change.	LL	SIGS BB
3	2 CORPS	030955L		979	For BRIG DYKE.Your appointment AMF list No 8.	LL	SIGS BB
	2 Army	031200L 031130L		0 982	release requested for 3 AUST BEACH Sig Sec of two units testing multitester no 2.	TRC	Sigs BB.
	1,9 Bde 17 bn			0 980	ref 16 inf bde march through SYDNEY streets 4 jan 44 . bandsmen will report Major DAWSON centre gate PRINCE ALFRED PK 040930L.	TRC	Sigs BB.
5	Sigs copy G and A	031620	031715	Q 1119	Ref 28 Aust inf.Bde Sig Sec.Strength 1 offr 33 O/Rs dep CENTRAL 2230 Hrs 4 Jan 44.Sigs 1 Aust Div to move bulk rail warrant F59 for breakfast JUNEE and A19 movement order.Move to CENTRAL by road under arrangements Sigs 1 Div.Sig Sec will move from ALBURY by road.Advise completion.	LL	BB BB

HQ 1 AUST DIV WAR DIARY

[illegible] No	[illegible] /No	[illegible]	[illegible]	[illegible]	[illegible]	[illegible]	[illegible]	[illegible]	[illegible]
1	[illegible]	[illegible]	[illegible]	[illegible]	[illegible]	[illegible]	LL	G11	[illegible]
2	17 [illegible]	032100L	[illegible]	I 544	No change of location.	LL	G111 (0)	04C	[illegible]
3	RAA 1 Div	022040L	[illegible]	[illegible] 3	LOCATION STATEMENT.No change.	LL	G111(0)	04C	[illegible]
4	[illegible]	041200L	[illegible]	—	LOCATION STATEMENT.No change.	LL	G111 (0)	04C	[illegible]
5	[illegible]	041215L	[illegible]	[illegible] 117	no change(in reply to [illegible] 4072)	[illegible]	G111 (0)	[illegible]	[illegible]
6	[illegible]	[illegible]	[illegible]	[illegible]	location statement no change	[illegible]	G111(0)	[illegible]	[illegible]
7	17 [illegible]	041900L	[illegible]	I 545	no change of location	[illegible]	G111(0)	[illegible]	[illegible]
8	RAA	040045	[illegible]	[illegible] 4	111 TK A [illegible] advise.HQ closing down old location 1000L 6 dec reopening DALSCHNIE CAMP same time	[illegible]	G111(0)	[illegible]	[illegible]
9	1 [illegible]	041740L	[illegible]	Q 1470	please book CHATSWOOD rifle range for use by 11/[illegible] period 19 [illegible] please advise	[illegible]	G111(0)	04c	[illegible]
10	[illegible]	041800L	[illegible]	[illegible]	locstate.no change	[illegible]	G111(0)	04c	[illegible]

HQ 1 AUST DIV

OCT 6

[illegible] LOG [illegible] SECTION [illegible] DIV [illegible]

[illegible] NO	[illegible] /TO	[illegible] OF [illegible]	[illegible]	[illegible] NO	[illegible] OF [illegible]	[illegible] BY	[illegible]
1	AASC 1 DIV	040925L	041000L	Q 1120	HQ AASC will accept transfer from 52 SEARCHLIGHT BTY 10 lorries 3 ton and subsequently transfer above vehs to 15 Coy AASC for tpt pool. Advise completion	LL	G11 copy from "Q"
2	SIGS 1 DIV	040925L	041000L	Q5	3 AUST BEACH SIG SEC will move with charging sets pioneer type quantity three at present held. SIGS 1 DIV will take over three charging sets BRIGGS and STRATTON. Instns for disposal later.	LL	G11 copy from "Q"
3	2 Army	040900L		Q 962	LOCATION STATEMENT. No change.	LL	Sigs RB
4	2 ARMY	041245L		Q 993	permission requested return to AACD RIDE vehs surplus to formation requirements held by SIGS 1 AUST DIV. 6052A/2 and 6107A/3	GMJ	Sigs RB

HQ 1 AUST DIV
WAR DIARY

IN 5/1/44 MESSAGE LOG "I" SECTION 1 AUST [illegible]V. Sheet No. 1 Date.....

SERIAL No	FROM/TO	TIME OF ORIGIN	TIME OF RECEIPT	ORIGIN No	TEXT OF MESSAGES	REC'D BY	ACTION TAKEN REMARKS ETC.
1	[illegible]		[illegible]		whereas no change	[illegible]	GIII(0) 04c [illegible]
2	1 [illegible]	[illegible]	[illegible]	Q 8100	further to 1 [illegible] Q 8031 of 27 dec 43 unit numbers and background 18 AUST INF [illegible] could direction be given please as to whether any change is required	[illegible]	GIII(0) [illegible]
3	[illegible]	[illegible]	[illegible]	313	location statement no change	[illegible]	GIII(0) 04c [illegible]
4	[illegible]	[illegible]	[illegible]	[illegible]	ref conversation [illegible] transfer [illegible]/4 to VDC transfer to comply with [illegible] Q8/43/advise action complete	[illegible]	GII [illegible]
5	AASC	[illegible]	[illegible]	S 117	no change (in reply to [illegible])	[illegible]	GIII(0) 04c [illegible]
6	[illegible] 1 [illegible]	[illegible]	[illegible]	[illegible]	[illegible] AUST INF [illegible] 1 [illegible] and [illegible] left by mail for [illegible] [illegible]	[illegible]	GIII(0) 03c [illegible]
7	Trg School	[illegible]	[illegible]	[illegible]	1 Div Tpt advises [illegible] school [illegible] LAB indefinitely. Please arrange replacement. Extra [illegible] car now also required for tpt Q [illegible] [illegible] to repair school 1700 16 Jan 44	[illegible]	
8	[illegible]	[illegible]	[illegible]	[illegible]	Ref Second Aust Army letter [illegible] of 11 Dec para 2(c) add [illegible] and quote and clothing unquote. Ack.	[illegible]	[illegible](0) [illegible]
9	9 [illegible]	[illegible]	[illegible]	[illegible]	Location statement [illegible] moved to [illegible] camp Otherwise No change.	[illegible]	[illegible](0) 04c [illegible]

WAR DIARY

HQ 1 AUST DIV

OUT 5/1/44 OUT

MESSAGE LOG "I" SECTION 1 AUST DIV. Sheet No 2..... Date.....

SERIAL No	FROM/TO	TIME OF ORIGIN	TIME OF RECEIPT	ORIGIN No	TEXT OF MESSAGES	REC'D BY	ACTION TAKEN REMARKS ETC.
1	2 AUST [illegible]			Q 924	Location statement.HQ 111 TK A MEET against BALCOMBE copy 041006. otherwise NO change		
2	1 MSS	041315Z	051015Z	Q 6	Controlled stores serial SCS/71 held by 2 AUST INF BN rear party to be transferred to ABCS dump.must be classified prior to transfer.advise completion ack	GSI	Sigs Ord BN(copy RAISED)
3	2AA,3INF,4ARMD, CMHQ.	041745Z	051015Z	Q 7	2 AUST ARMD BDE HQ will transfer following wireless sets complete stations to.9 FD REGT 1240/1 1244/2,2/1 FD REGT 1244/2.5136 & REM 1240/2 3/1 INF BRIGS 1240/1.104 ENG WKSHOP 1244/1.136 ENG WKSHOP 1240/1. transferees will collect by 5 jan and advise completion	GSI	GSI (copy from Q)
4						GSI	GSI (copy from Q)
5	2 Bde [illegible]	041200		Q 925	Ref your Q 8160 of 4 Jan 44 and Q 8021 of 27 Dec 43. Refer this HQs [illegible] Q 6855 of 30 Dec 43.		
	[illegible]						

MESSAGE LOG 18/1/44. "I" SECTION 1 AUST DIV. Sheet No. 1 Date.....

SERIAL No	FROM/TO	TIME OF ORIGIN	TIME OF RECEIPT	ORIGIN No	TEXT OF MESSAGES	REC'D BY	ACTION TAKEN REMARKS ETC.
1	2 Army	0611[illegible]	0610[illegible]	AG9400	confidential . 291 aust LAB will now be disbanded.	TMC	Copies to A,Q, CRE. G1 G3a RE.
2	RAE	0603[illegible]	0605[illegible]	116	location statement no change.	TMC	G111 (0) 046 RE.
3	27 Bn	0602[illegible]	0611[illegible]	I 546	no change of location.	TMC	G111(0) 046 RE.
4	ANZAC	0607[illegible]	0607[illegible]		Wireless MELBOURNE HQ 109 Aust Bde Wireless , Less 2 date LARGS PADDOCK 611577. Rpt 2/6 Aust Bde Wireless BATTLE BROKEN HAT 111[illegible] Rpt 109 Aust Bde Wireless LEFFINGTON LIVERPOOL 8202 (2Bde Area). Rpt Aust Bde Wireless LEFFINGTON 8202 136 Aust Bde Wireless BATTLE BROKEN HAT 11[illegible]. 291 Aust LAD LEFFINGTON LIVERPOOL 8202.	TMC	G111(0) 046 RE.
5	RAA	0612[illegible]	0611[illegible]	RAQA 4	Ack in reply to Q 276.	LL	G2 RE.
6	2 ARMY	0612[illegible]	0615[illegible]	SD3138	ref conversation WELLS SHELLEY.transfer of 919/1 from 1 AUST DIV to 2ND MIDDLE HEAD is approved	GMJ	GIII RC
7	2 ARMY	0614[illegible]	0617[illegible]	SD3155	SECRET ref our SE/549 of 1 jan 44.on relief by 18 AUST FD REGT with 5IS SEC and 2/43 AUST LAB will now move to 1 AUST CORPS area for allotment to 3 AUST DIV and not to 8 AUST INF BDE GP as previously notified. 2/1 AUST FD REGT with 5IS SEC and 2/43 AUST LAD will move at present strengths with personal arms and eqpt unit eqpt incl vehs available from resources 1 AUST DIV accomodation stores and tentage scale A.jungle green not required.SRO 318 particulars to this HQ only. further adm details later ack	GMJ	GIII 03a RE
8	17 BDE	0618[illegible]	0619[illegible]	I 347	no change of location	GMJ	GIII(0) 046 RE
9	9 BDE	0618[illegible]	0621[illegible]	INT 21	locstat no change	GMJ	GIII(0) 046 RE
10	2 ARMY	0618[illegible]	0621[illegible]	SD3402	ref conversation WELLS SHELLEY.transfer surplus 563/8 to 2ND service section complete	GMJ	GIII RE
11	RAA	0621[illegible]	0623[illegible]	RA454	x ok (in reply to 0992)	TMC	Ack Reg RE

DIARY

MESSAGE LOG OUT 6/1/44. "I" SECTION 1 AUST ARMY. Sheet No. 1 Date.....

SERIAL No	FROM/TO	TIME OF ORIGIN	TIME OF RECEIPT	ORIGIN No	TEXT OF MESSAGES	REC'D BY	ACTION TAKEN REMARKS ETC.
1	2 Army	061745Z		X 864	Ack in reply to ops 1900/5/4.	TMO	Sigs BB.
2	1 Bde	061145Z	0600?Z	Q 9	Controlled stores serial 863/4 from surplus stores 2 km to be transferred to Eq VBC entrance behind MITCHELL LIBRARY. Transfer to comply Instns Asst Army PS QS/43 . Advise action complete ack.	TMO	Dlt 611 BB.
3	2AA	051015Z		Q 276	Ref this HQ 05483 of 15 dec./43. Amend para 2(a) by adding at end quote : clothing unquote ack.	TMO	File 251/3 254/3 Copied to AQ & ASOS.
4	2 Army	06...Z	...Z	...ued	ack in reply to 06345.	TMO	Sigs BB.
5	2 Army	060900Z		Q 990	Location statement . 2B Aust Inf Bde Sig Sec moved BONEGILLA 062130Z . 111 fd a sig sec moved BALCOMBE CAMP 061600Z . 2/3 Aust LAD moved same location . 2/2 Fd moved BARRELAN CAMP. Otherwise NC change.	TMO	Sigs 043 BB.
6	1 BDE	061115Z	061230Z	Q 10	Controlled stores serial 849/1 at present on loan 2 FD SIGNAL REGT 44 to be transferred to that unit advise completion.	LL	BB (Copy from Q Branch)
7	2 Army	061200Z		Q 990	LOCATION STATEMENT.2B AUST INF BDE SIG SEC moved to BONEGILLA 062130Z. 3/3 AUST LAD moved to BALCOMBE.2/2 AUST INF BN moved BARRELAN CAMP Otherwise no change.	LL	Sigs 043 BB (This message cond in place of 0990 above, the latter being altered)
8	ADOS CAMP sydGRIe0611?0Z	061420Z	Q 1121	108 Bde vhicles and 109 and 24 pr will make trg move by road to 3 Wpns TNG HAMELAN 8 and 9 Jan , Route RUTHERFORD SINGLETON MT THORLEY MILPERRAH ROCHEVALLEY PUTTY- GOLD MINES KURRAJONG LOOKHEAN HEMMERLY HAMELAN distance 179 miles . MMR 15 mph allowance for one hour for lunch .TTE 15. Units to move in 5 blocks of vehs with troops in front . 2/2 Cdoms Maj COLLAR .2 pro coy pers attached from 2 Bde will assist convoy . Staging vicinity PUTTY- approx 85 miles from start point . Start time 8 Jan 0900 hrs 9 Jan 0800 hrs . All stores on issue from Camp QM will be checked before departure and any deficiencies taken in charge on 01063 . Immediate acting offrs report for deficiencies will be submitted . Camp will be handed over to Camp Staff Offr on AAF FD Ack.		
9	AASC	061215Z	061540Z	Q 15...	15 CCV/AASC will accept transfer from 13th MBR TPT COY following vehs: one lorry 3 ton stores one lorry 3 ton garage FD.transferee arrange collection.advise completion.	SMI	SIG (copy from Q). BB
10	2 ARMY	061800Z		Q 991	ack(in reply to SD 1515)	SMI	Sigs BB

WAR DIARY HQ 1 AUST DIV

OUT 6/1/44 OUT MESSAGE LOG "I" SECTION AUST DIV. Sheet No. 2..... Date.....

SERIAL No	FROM/TO	TIME OF ORIGIN	TIME OF RECEIPT	ORIGIN No	TEXT OF MESSAGES	REC'D BY	ACTION TAKEN REMARKS ETC.
11	2 ANNY	061730L	062030L	0[illegible]	SECRET. arrange return to ESD ordnance OF 18 pr gms MK 11 quantity two and MK 14 quantity three with platforms trailers and associated stores surplus to requirements your formation. conversation with QSO 1 5 jan refers ask	GMJ	SII (copy from A) BB
12	DAA, SIGS, ARMY.	062045		0 992	SECRET. ref 1 AUST DIV 0978 of 3 jan. on relief by 18 AUST FD REGT with sig ses and 220 AUST LAD 2/1 AUST FD REGT with sig ses and 2/43 AUST LAD will move to 1 AUST CORPS area for allotment to 3 AUST DIV NOT to 5 AUST INF BDE GP. 2/1 AUST FD REGT with sig ses and 2/43 AUST LAD will move at present strength with personal arms and eqpt NET scale unit eqpt inal vehs. accommodation stores and tentage scale A. jungle green NOT required. [illegible] particulars to HQ 1 AUST DIV. further adm details later ask	GMJ	Sigs 03b BB (copies AQ, DAQMS, ADOS)

HQ 1 AUST DIV
WAR DIARY

IN 7/1/44 IN

MESSAGE LOG "I" SECTION 1 AUST DIV Sheet No..... Date.....

SERIAL NO.	FROM/ TO	TIME OF ORIGIN	TIME OF RECEIPT	ORIGIN NO.	TEXT OF MESSAGES	REC'D BY	ACTION TAKEN REMARKS ETC.
1	[illegible]	070855L	070930L	[illegible] 20	ack (in reply to 0992)	GNJ	Ack Reg BB
2	9 [illegible]	070535L	070745L	INT 32	now closing down present situation 070530L reopening same time new location	GNJ	GIII(O) 04e BB
3	SIGS	062205L	071500L	SIGS 197	ack (in reply to 0 992)	GNJ	Ack Reg BB
4	2 ARMY	071130L	071420	5934	ref our SD 3555 of 6 jan.units arrive PORT PIRIE 0810 hrs 17 jan. 547 all ranks 172 MT 28 MC 24 guns 48 trailers 30 tractors	GNJ	GII (copy from Q) BB
5	2 Army	071115L	071910L	SD3557	secret warning order . further to Second Aust Army SD3515 of 15 dec not to all addressees. in accordance with landforces SD931 of 6 jan 109 aust bde ord fd pk and 109 aust bde wkshop will move present strength from Sesen Aust Army Area to 1 aust corps area under arrangements movts LHQ . under cond 1 aust corps on arrival for allotment 23 aust inf bde gp. move not before 15 jan with personal arms and eqpt accommodation stores and tentage scale A and unit eqpt WET scale less vehs and scaling for tech vehs . vehs at disposal 1 aust div . vehs incl scalings for tech vehs will be supplied by 1 aust corps on arrival. GRO 318 particulars to this HQ only. NO transfer personnel from this unit prior to move without authority Second Aust Army . further adm details later ack.	THC	G1 03A BB
6	9 Bde	071645L	071910L	Int 33	Bde HQ main body arrived new situation 071600L.	THC	G3(O) BB.
7	17 [illegible]	071830L	071910L	I 548	no change.	THC	G3(O) 04C BB.
8	9,Bde	072030L	072245L	Int 34	Location statement . HQ 9 Bde est NARELLAN camp . Otherwise no change	THC	G3(O) 04C

WAR DIARY

OUT 7/1/44 OUT

MESSAGE LOG "I" SECTION 1 AUST DIV Sheet No 1..... Date.....

SERIAL NO.	FROM/ TO	TIME OF ORIGIN	TIME OF RECEIPT	ORIGIN NO.	TEXT OF MESSAGES	REC'D BY	ACTION TAKEN REMARKS ETC.
2	20/34 BN	rptd 9 BDE HAA CAMP ON MARELLAN 071010L	071100L	A 187	pers of 18 FD REGT reporting to MARELLAN ex leave or X list will be temporarily attached for duty discipline rations and quarters to 20/34 BN	GNJ	GII (copy from A) BB
2	2 ARMY	070900L		0993	location statement.NO change	GNJ	Sigs 04b BB
3	SIGS AASC	071430L	071500L	Q 16	veh 15 cwt 6030A/1 to be transferred from 1 AUST DIV SIGS to 15 COY AASC by 081200L.AASC to make arrangements to collect from 1 AUST DIV SIGS.advise completion of transfer.veh in class one condition	GNJ	GII (copy from Q) BB
4	RAA	071035	071500L	Q 12	return to RSD ordnance QF 18 pr guns mk II quantity two and mk IV quantity three with platforms trailers and associated stores. SECOND AUST ARMY ME SD 3403 refers.advise completion ack	GNJ	GII (copy from Q) BB
5	2 BDE	071050L	071500L	Q 13	return to RSD controlled stores serial 863/8 held by 34 BN.advise completion	GNJ	GII (copy from Q) BB
6	2 ARMY	071115L	071500L	Q 15	of 4 jan 43.action complete(in reply to SD 3385)	GNJ	GII (copy from Q) BB
7	CENE	071520L		A 193	authority given in SECOND AUST ARMY sig A29400 of 5 jan for disbandment forthwith of 291 AUST LAD.your recommendations for allocation of pers approved.advise date of completion	GNJ	GII(copy from A) BB 06a
8	RAA	071815L		Q 994	18 FD REGT with Sig Sec and LAD arrive PORT PIRIE 0810 hrs 17 jan 547 all ranks 172 mt 25 mo 24 guns 48 trailers 30 tractors.	THC	Copy to AQ. BB
9	2 Army	071915L		I 567	Ack in reply to SD3557.	THC	Sigs. BB
10	2 Army	071915L		I 563	Ack no 3 op instn no 28 . ack.	THC	Sigs BB
11	CENE & AIOS	072030L		Q 995	SECRET WARNING ORDER . ref SECOND AUST ARMY SD3315 of 15 dec . in accordance with LANDFORCES, SD 3307 of 6 jan 109 Aust Bde Ord Gd Pk and 109 Aust Bde Wkshop will move present strength from 1 Aust Div area to 1 Aust Corps area under arrangements MOVEMENTS LHQ. Under command 1 Aust Corps on arrival for allotment 23 Aust Inf Bde Gp. Move not before 15 jan with personal arms and eqpt accommodation stores and tontage scale A and unit eqpt WET scale less vehs and scaling for tech vehs . Vehs fuel scaling for tech vehs will be supplied by 1 Aust Corps on arrival . GRD 318 particulars to this HQ. NO transfer personnel from units prior to move without authority . further adm details later.	THC	Copies to A,Q. BB
12	CENE	071745L	072100	Q1141	Ann held 291 Aust LAD to be returned to depot . Submit G1083 to AIOS . advise completion.	THC	G2. BB Copy for infn.(from Q)

HQ 1 AUST DIV

OUT 7/1/43.

MESSAGE LOG "I" SECTION 1 AUST DIV Sheet No. 2 Date.....

SERIAL NO.	FROM/ TO	TIME OF ORIGIN	TIME OF RECEIPT	ORIGIN NO.	TEXT OF MESSAGES	REC'D BY	ACTION TAKEN REMARKS ETC.
13	CEME & ADMS	072000L	072100L	Q 18	Controlled stores serial 1178/1 issue order SAA/H/1187 refers will be from ADOS dump by 101 Aust Bde Wkshop and taken to 1 fd amb who will take on charge. 1 fd amb will then transfer to 101 Aust Bde wkshop controlled store serial 1179/1 . Action will be completed by 1700 hrs 8 jan 44 and these HQ advised ack.	picked up THC	Copies to ADOS. G2 BB. Copy from Q for infn.
14	Sigs	071940L	072100L	Q 17	Of 30 dec vehs serial 6052A/2 will be transferred to 2 Aust MTTD INGLEBURN . Vehs serial 6107 A/3 returned to 3 Aust Ord Fd Pk . All class one condition . advise completion.	THC	Copies to A) ADOS) CEME.) G2 BB
15	RAA & 1 Div Trg School	071930L	072100L	Q 1142	Recce veh no 41433 held by RAA to be att on loan to 1 Div trg school STUDLEY PARK for approx three weeks . Dr ORTH to pick up veh at RAA HQ NOT later than 080900L and report to Maj WHITMORE STUDLEY PARK NOT later than 081100L. 1 Div Trg School to be responsible maintenance.	THC	Copies to ADOS) G21) 1 Div MT PARK.) G2 BB.
16	AASC & [illegible]	072000L	072100L	Q 19	Trans veh 6000/1 from 291 Aust LAD to 13 Coy AASC in class one condition . HQ AASC to pick up and forward to 13 coy as CASC decides. advise completion.	THC	Copies to ADOS. G2 BB.
17	CEME	[illegible]	072100L	Q 1144	Stores held on WET 291 Aust LAD will be transferred to WET of 101 Aust Bde Wkshop. advise these HQ of completion and list of surpluses if any.	THC	Copies to ADOS. G2 BB
18	CEME	072015L	072100L	Q 21	Trans in class one condition veh 6125B/1 from 2/43 Aust LAD to 101 Aust Bde Wkshop . Advise completion.	THC	Copies to ADOS. G2 BB.
19	[illegible]	072015L	072100L	Q 20	Vehs from 291 Aust LAD will be transferred as follows . 6030H/1 210 LAD 6125B/1 6136/1 2/43 Aust LAD 6030F/1 6136B/1 101 Aust Bde Wkshops 6132/1 109 Aust Bde Wkshops. Delivery as advised by CEME . All to be in class one condition .advise completion.	THC	Copies to ADOS. G2 BB.

WAR DIARY

IN. 8/1/44.

MESSAGE LOG "I" SECTION 1 AUST DIV Sheet No..2... Date.....

SERIAL NO.	FROM/ TO	TIME OF ORIGIN	TIME OF RECEIPT	ORIGIN NO.	TEXT OF MESSAGES	REC'D BY	ACTION TAKEN REMARKS ETC.
1	SIGS	081600L		SIGS 102	3 aust bench sig see now prepared for move under second aust army RO 354/43.	IJB	SII COC BB
2	SIGS	081942L	081950L	Sigs 102	Ack:(In reply to No 0279).	IJB	BB
3	1 [illegible]	082001L	082030L	I.378	Ack. (In reply to No 0279).	IJB	BB
4	I Div	081930L	082030L	[illegible] 44	Ack. (In reply to No 0279) .	IJB	BB

WAR DIARY
HQ 1 AUST DIV

OCT. 8/1/44. MESSAGE LOG "I" SECTION 1 AUST DIV Sheet No...1/1... Date..... 1

SERIAL NO.	FROM/ TO	TIME OF ORIGIN	TIME OF RECEIPT	ORIGIN NO.	TEXT OF MESSAGES	REC'D BY	ACTION TAKEN REMARKS ETC.
1	2 Army	080900L	081030L	0996	location statement. HQ 9 AUST INF BDE established NARELLAN camp. 109 bde wkshops and 109 ord fd pk en route NARELLAN, otherwise No Change.	LJB	SIGS 04B BB
2	RAA rptd Sigs CENE, Copy G,A,ADOS.	[illegible]	081000L	Q 1145	SECRET. 2/1 Aust Fd Regt 2/1 Aust Fd Regt Sig Sec 2/43 Aust LAD will prepare for movement in accordance SECOND AUST ARMY Admn Instn No 168 attached . Following will be sent to this HQ for forwarding SECOND AUST ARMY . First roll of offrs para 3 . Second certificate re requirements para 5 . Third GRO particulars both signal and Pro Forma when required . Fourth reports as per para 9 Ack.	TRC	G1 A2A BB.
3	1 [illegible]	081725L	081800L	Q23	ref controlled stores. 538/1 will be transferred from 13/33 bn to hq VDC LOYOLA GREENWICH RD GREENWICH, advise this hq of completion of transfer.	LJB	GII BB
4	17 [illegible]	081725L	081800L	Q22	following controlled stores will be transferred to hq VDC LOYOLA GREENWICH RD GREENWICH and NOT to RSD as originally ordered. 528/5 538/1 517/5. advise this hq on completion of transfer. 517/3 will be sent to RSD being surplus.	LJB	GII
5	9 Bde rptd 17 Bn, 1Bde, Sigs, AASC, 2 Army.	081530L	081730L	0279	17 Bn reverts to cond 9 Bde 10000L Jan all informed ack.	LJB	SIGS 02B BB (Copies to: A,AQ,Q,ADOS,ADMS CENE.)
6	2 Army	082010L	082010L	I 565	Copy No 319. Ack.(In reply to No Mis 1680).	LJB	SIGS BB

IR. 9/1/44.

MESSAGE LOG "I" SECTION 1 AUST DIV Sheet No. 1 Date.....

SERIAL NO.	FROM/ TO	TIME OF ORIGIN	TIME OF RECEIPT	ORIGIN NO.	TEXT OF MESSAGES	REC'D BY	ACTION TAKEN REMARKS ETC.
1	[illegible]	091900L	091120L	Block	Bde No., 109 Aust Wkshop, less 2 detachments arrive at New Location "B" NAMELLAN, CAMBEN. Detachment 109 Aust Bde Wkshop (1 Aust Inf Bde Area) Personal A bsorbed. 291 Aust L.A.D. Disbanded-8 Jan 44. otherwise No Change.	LJB	G111(0) 040 BB
2	CENE	091915 L	100800L	Q1157	att please find list of stores to be transferred to 101 aust bde wkshop from 57 aust AA regt (comp) wkshop. CENE to arrange collection in accordance second aust army RO Q8/43. second aust army QX547/27/8/27 refers. advise completion.	LJB	G11 BB
3	17 Bn	091115L	092000L	Q313	Ack (In reply to No C279).	LJB	BB

HQ 1 AUST DIV
WAR DIARY

OPT. 9/1/44.

MESSAGE LOG "I" SECTION 1 AUST DIV Sheet No. 1. Date.....

SERIAL NO.	FROM/ TO	TIME OF ORIGIN	TIME OF RECEIPT	ORIGIN NO.	TEXT OF MESSAGES	REC'D BY	ACTION REMARKS	TAKEN ETC.
1	2 Army	090900L	090945L	0998	location statement. NO CHANGE.	LJB	[illegible]	[illegible]
2	2 Army	091110L	091120L	Q1154	3 aust beach sig sec now ready for move under second aust army RO 554/43. deficiencies only as second aust army SD3165 of 29 dec 43 refers and telephone conversation SHELLEY MOORE.	LJB	G111(C) 030	EB
3	2 Army	091145L	091200L		1. Receipt is acknowledged of copy No(s)1 of SD61/5/1 Operational Order of Battle Second Aust Army dated 6 JAN 44. 2. Operational Order of Battle Second Aust Army dated 8 DEC 43 has been destroyed.	LJB	G1 04A	EB
4	2 Army	091810L	091800L	Q1156	your QX 9910/40/4/33 of 11 dec 43. action complete.	LJB	G11	EB
5	9 Bdsb	092050L	100300L	A273	approval given second army sig A 39597 brig DOUGLAS relinquish appt camp comd RUTHERFORD 9 Jan and appointed camp comd HARELLEN camp 10 Jan . responsible Local adm all units camp area terms second army adm instn 110. incl towns CAMPBELLTOWN CAMDEN.	LJB	G11	EB

HQ 1 AUST DIV

WAR DIARY

XE. 10/1/44.

1	[illegible]	100940L	109 Aust Bde Wkshop."B" Block [illegible]- [illegible]. 101 Aust Bde Wkshop. LEPPINGTON- LIVERPOOL-[illegible]. 136 Aust Bde Wkshop. WAITARA- BROKEN BAY- 112351.	IJB	0111(0)	040	[illegible]

WAR DIARY
HQ 1 AUST DIV

1	2 Army	100920L	100945L	0999	location statement. HQ 109 Aust Bde Wkshops moved NARELLAN camp. 291 Aust L A D disbanded 8 Jan 44. otherwise No change.	IJB	G11	04B	RB
2	1 Bde	101000L		Q26	13/33 aust inf bn will collect from camp 1 aust div vchs 6062/3 in class one condition. transfer mutual arrangements. advise completion.	IJB	G11		RB
3	RAA SIGS	091220L	091345L	Q25	the following will be transferred to hq RAA who will arrange collection by 1700 hrs 10 Jan 44 from 273 aust LA D 1000 rds cartridges ball 9 mm from 111 tk/a regt 100 grenades 36 M hand 4 second. hq RAA to advise action complete.	IJB	G1		RB
4	AASC SIGS	091215L	091245L	Q24	sigs 1 aust div will transfer vchs 6000/4 to 13 coy ease. hq ease will arrange delivery. all in class one condition. advise completion.	IJB	G 1		RB

HQ 1 AUST DIV
WAR DIARY

IN 12/1/44 IN

MESSAGE LOG "I" SECTION 1 AUST DIV Sheet No. 1 .... Date.....

SERIAL NO.	FROM/ TO	TIME OF ORIGIN	TIME OF RECEIPT	ORIGIN NO.	TEXT OF MESSAGES	REC'D BY	ACTION TAKEN REMARKS ETC.
~~1~~	~~2 ARMY~~	~~110900L~~		~~Q 1960~~	~~location statement NO change~~	~~GMJ~~	~~Sign Stb RB~~
2	2 ARMY	101130L	111450L	Q 6986	grenades hand 36 M lot 1130 suspended from issue, all stocks this lot recently issued will be returned 61 FD AMN DEPOT immediately, all informed		
3	2 Army	111660	111945	SD 3451	Further my SD 3365 of 29 Dec and ref your O 981 of Six 3 Jan. Multitester No.2 qty two for 3 Aust Beach Sig Sec now NOT available Have arranged release from 6 AOD for on forwarding 13 AOD for unit multitesters at p-b qty one in lieu	GMJ RB	GII (copy from Q) RB

HQ 1 AUST DIV

WAR DIARY

OUT 11/1/44 OUT

MESSAGE LOG "I" SECTION 1 AUST DIV Sheet No.1..... Date.....

SERIAL NO.	FROM/ TO	TIME OF ORIGIN	TIME OF RECEIPT	ORIGIN NO.	TEXT OF MESSAGES	REC'D BY	ACTION TAKEN REMARKS ETC.
1	RAA	111245L	111450L	Q 1168	car DS No.45935 with dvr to report to HQ RAA NOf later than 111600L. veh to be on loan to HQ RAA for approx three weeks.veh willcease to be on loan on return of recce car No.41433	GHJ	GII(copy from Q) BB
2							
2	RAA Sigs	111440		Q 28	9 Aust Fd Regt will deliver to ADOS dump controlled stores serial 503/1 on transfer to 3 Aust Beach Sig Sec. Delivery by first available veh before 14 Jan 44. Advise completion	RS3/1	Copy from Q G2 BB
3	1 Bde Camp	111635		Q 29	Cancel Q 26 of 10 Jan 44. 12/33 Bn will collect on transfer from Camp 1 Aust Div one veh 3 ton 4x6 in class one condition. Advise completion.	camp 1 Aust D RS	Copy from Q G2 BB
4	1 Bde 9 Bde	111645		Q 30	20/34 Bn will transfer to 13/33 Bn one 3 ton 6 x 6 Veh in class one condition. TO 1 bde to contact TO 9 Bde and arrange mutual transfer Advise completion.	RS	Copy from Q G2 BB
5	[illegible]	111700		O 1001	Please withdraw from issue and return to 62 Fd Amn Depot all stocks Grenade hand 36 M let 1130 Treat as urgent.	RS	BB
6	2 Army Copy Q	111720		O 1002	Permission requested to return to RSD surplus serials 853/12 849/3 854/7 controlled stores also 3 dial sights incl two German and one No 7 Mk 2 star.	RS	BB Sigs
7	RAA RAE Sigs 1 Bde 9 Bde ADC ADOS CAMP ADOS Camp 21 Pro Coy	111745		Q 1174	G 1033 will be submitted to ADOS this HQ for return of all stocks GRENADES HAND 36 m let 1130 Treat as urgent.	RS	Copy from Q G2
8	9 Bde	111645		Q 27	Controlled stores 1216/4 938/1 1217/1 will be taken on charge 20/34 Bn . 3 telephones D mk 3 quantity three will be returned to RSD Advise completion.	RS	Copy from Q G2
9	2 Army	110900		O 1000	Location statement No change.	RS	Sigs BB G4b

NO 1 AUST DIV
WAR DIARY

IN 1.1.44

No MESSAGES IN (*)

WAR DIARY
HQ 1 AUST DIV

OUT
~~OUT~~ 12 . 1. 44

1	9 Bde	111725		Q 21	1/45 Bn will transfer and deliver to Second Aust Army Pro Cov LANCER BARRACKS PARRAMATTA vehs 603CE/3 with canopies and in class one condition. Transfer completed by 1600 hrs 13 Jan 44/ Advise completion. Ack..	RS	G2	Copy from Q
2	9 Bde Comp	111230		Q 22	HQ 9 Aust I f Bde will transfer to camp 1 Aust Div controlled stores 995/2 in terms of Second Aust Army RO 8/43. Delivery first available veh. Advise completion.	RS	G2	Copy from Q
3	2 Army	121605		O 1003	Location statement No change.	RS	Sigs	04b RBS
4	SIGS	121700E	121710L	01805	multitesters not qty two for 3 AUST BEACH SIG SEC NOT available. one multitester type ATP-B (AUST) will be forwarded for collection at 18 [illegible]	LJB		RS (Copyto Q and ABOR)

HQ 1 AUST DIV
WAR DIARY

IX.

MESSAGE LOG "I" SECTION 1 AUST DIV Sheet No. I. Date 13/1/44.

SERIAL NO.	FROM/ TO	TIME OF ORIGIN	TIME OF RECEIPT	ORIGIN NO.	TEXT OF MESSAGES	REC'D BY	ACTION REMARKS	TAKEN ETC.
1	2 Army	121140L	121[illegible]L	SD3563	secret. as result relief effected vide my 02111 of 30 Jun 43 1 AUST CORPS SALV UNIT redesignated 1 AUST DIV SALV UNIT and 1 AUSTDIV SALV UNIT redesignated 1 AUST CORPS SALV UNIT ACK.	IJB	GI 06A	BB
2	2 Army	120[illegible]L	121[illegible]L	SD3565	SECRET ref SD.3555 of 6 JAN 2/1 AUST FD REGT.with SIG SEC and 2/43 AUST L.A.D. will NOT await relief by 10 AUST FD REGT with SIG SEC and 220 AUST L.A.D. but will move 1 AUST CORPS AREA soonest after personnel Complete leave. on arrival 1 AUST CORPS area 2/1 AUST FD REGT with SIG SEC and 2/43 AUST L.A.D. will be allotted to 1 AUST CORPS Bas CORPS tpo and NOT to 3 AUST DIV as notified our SD 3555. Our SD 3549 of 1 JAN also refers ACK.	IJB	GI 03A	BB
3	2 Army	131[illegible]L	131[illegible]L	SD3567	ref our SD3[illegible] of 12 Jan. Redesignation effective from 0001 hrs 12 Jan.	IJB	06A	BB
4	POSTAL	131200L	131650L	M108	Ack (In reply to Mo 0 280).	IJB		BB
5	ADDE	132105L	132120L	ME 70	Ack (In reply to 0 1011).	LL	G11	BB
6	2 ARMY	131710L	132235L	SD 3567	Ref my SD 3557 of 7 Jan destination and detraining station KAIRI.Ack	LL	G11	BB1

WAR DIARY
HQ 1 AUST DIV

OUT

MESSAGE LOG "I" SECTION 1 AUST DIV Sheet No. 1 Date 13-1-44.

SERIAL NO.	FROM/ TO	TIME OF ORIGIN	TIME OF RECEIPT	ORIGIN NO.	TEXT OF MESSAGES	REC'D BY	ACTION TAKEN REMARKS ETC.
1	2 ARMY	130645L		1005	LOCATION STATEMENT.No change.	LB.	Sigs 0 4 C. RB
2	1 Corps Sal Unit rptd Sigs,Postal	131115 L	131115L	0280	As from 130001L JAN 1 Aust Corps Salv unit redesignated 1 Aust Div Salv unit and 1 Aust Div Salv unit redesignated 1 Aust Corps Salv Unit Ack.	LJB	SIGS 06A RB (Copy to AQ,DAAG/DAQMG,AD OS)
3	2 Army	131146L	131150L	X 570	Ack.(In reply to No SD3563).	LJB	RB
4	AASCrptd TRG SCHL	131345L	131500L	0 1009	ref course 3 Q wing 1 div trg school. AASC lectures SUPS in FD 1345L 1500L 12 feb. RATIONS AND RATION scales 1500L 1630L 12 feb.if lectures NOT available this date and times please advise.	LJB	SIGS RB
5	AASCrptd TRG SCHL	131401L	131410L	0 1010	ref course 3 Q wing 1 div trg school. visit to 15 Coy AASC scheduled for 1000L 1230L 21 Feb. please advise if NOT Suitable.	LJB	RB
6	SIGSrptd TRG SCHL	131345 L	131350L	0 1007	for LT COL CORMACK.lecture and exercise R/T procedure course 3 1 div trg school scheduled to commence 1100L 1 Feb 44. is time and date suitable for you.please advise.	LJB	SIGS RB
7	RECPT Grp rptd TRG SCHL	131345L	131350L	0 1008	for maj DOLAN. lectures DPI. REQUIREMENTS scheduled 0900L 1230L 2 Feb 44. please advise if unsuitable.	LJB	SIGS RB
8	See Remarks	131700L		0 1011	SECRET.Ref 1 AUST DIV 0 992 of 6 Jan.2/1 AUST FD REGT with SIGS and 2/43 AUST LAD will NOT await relief by 18 AUST FD REGT with SIG SEC and 220 AUST LAD but will move 1 AUST CORPS area soon after personnel complete leave.On arrival 1 AUST CORPS area 2/1 AUST FD REGT with SIG SEC and 2/43 AUST LAD will be allotted to 1 AUST CORPS as CORPS tps and NOT to 2 AUST DIV as notified our 0 992 of 5 Jan.Adm instructions following. Ack.	LL	SIGS (To RAA,SIGS,ADMS, copies to AQ,DAQMG & ADOS) RB.
9	2 ARMY	132305L		X 571	Ack (In reply to SD 3567.)	LL	SIGS RB.

HQ 1 AUST DIV

WAR DIARY

IN

MESSAGE LOG "I" SECTION 1 AUST DIV Sheet No. 1 Date 14-1-68

SERIAL NO.	FROM/ TO	TIME OF ORIGIN	TIME OF RECEIPT	ORIGIN NO.	TEXT OF MESSAGES	REC'D BY	ACTION TAKEN REMARKS ETC.
1	AEME	141230L	141300L	M E 71	ACK (In reply to O 1013)	LL	Ack register. BB
2	RAA	141130L	141130L	RAQA130	ACK (In reply to O 1011)	LL	Ack register. BB
3	2 Army	141110L	141530L	SD 3451	SECRET. return surplus stores 853/12 853/12 839/1 GERMAN and No 7 dial sights to RSD . retain 854/7 pending arrival 18 Aust fd regt as unit may require replacement serial 853 . conversation SHELLEY WELLS refers.	THC	G2. BB In reply to O 1002.
4	Sigs	141615L	142000L	SIGS 105	your G6737 (5/32/13) ack.	THC	G Branch. BB
5	2 Army	141500L	142130L	SD 3435	further my SD3557 of 7 jan. 109 aust bde wkshop will now move vide my SD3557 except that tech vehs and scaling of eqpt for tech vehs will accompany . amend SD3557 accordingly ack.	THC	G2. BB
6	2 Army	141435L	142145L	SD 3458	SECRET. ref yoyr memo Q4069 of 12 jan para 2 (b) . the following items controlled stores released ex FD PK BLACKTOWN . 503/5 507/4 508/5 521/6 544/6 552/5 559/6 989/6 1204/1 1234/1 .ex 2 AOD . 971/3 1231C/1 1235/1 1249/1 1243/1 .LHQ requested release 1178/1 1181/1 1241/1 1244/1 1245/1 1247/1 1236/2 . provide 1241/1 ex ypur resources . 931/2 not available unit moves deficient.	THC	BB G2. BB
7	2 Army	141500L	142145L	SD 3455	first . ref your Q 4069 of 12 jan . advise types instruments testing for 109 aust bde wkshop which unable provide ex own resources. conversation SHELLEY WELLS refers . Second. advise earliest controlled stores 109 aust bde ord fd pk which unable provide ex own resources.	THC	G2 BB

HQ 1 AUST DIV

WAR DIARY

MESSAGE LOG "I" SECTION 1 AUST DIV Sheet No....1... Date. 14-1-44.....

SERIAL NO.	FROM/ TO	TIME OF ORIGIN	TIME OF RECEIPT	ORIGIN NO.	TEXT OF MESSAGES	REC'D BY	ACTION TAKEN REMARKS ETC.
1	2 ARMY	[illegible]		O 1012	LOCATION STATEMENT. No change.	LL	SIGS 048 BB
2	[illegible], 141200L rptd A, Q.			O 1013	Ref 1 DIV 6995 of 7 Jan. Destination and detraining station KAIRI. Ack	LL	SIGS BB
3	1 [illegible] rptd 141200L CAMP.			O 1014	Ref 1 DIV G 6738 of 13 Jan. 3 30 cwt trucks will report to the Bns at time and date shown. 13/33 Bn 181200L and 251200L. 18 Bn 201200L and 271200L.	LL	SIGS BB
4	RAA	140900L		Q33	Arrange delivery truck ¼ ton quantity one 9 FD REGT to 4 AUST F S P BTY MARELLAN in accordance SECOND AUST ARMY R O S/43. Advise completion.	THC	G 11 (Copy from Q) BB
5	ASC, 9 Bde, rptd 1 Div Resp Camp.	141[illegible]	141[illegible]	Q 1185	one sec of tpt pl will report earliest to 9 bde who will arrange quarters.	THC	G2 (Copy from Q) BB
6	Sigs, rptd 9 Bde Copy G, A, ADCS, Posts.	141640	141650L	Q 1186	Confidential. Cancel my Q1183 of 14 jan. 3 beach sig sec will load stores and MT CAMPBELLTOWN 171300L. escort two. train departs 172120L remaining pers depart CENTRAL 181[illegible]3L Ack.	THC	G2 (Copy From Q) BB
7	Sigs, rptd 9 Bde, Copy G, A ADCS.	[illegible]	141[illegible]	Q 1183	Confidential. 3 beach sig sec will move forthwith from present locations to HOMEBUSH under arrangements Sigs 1 Div.	THC	G2 (Copy From Q) BB.
8	2 Army	1421[illegible]		X 572	Ack in reply to OD3454.	THC	BB G2.
9	ADCS, Copy [illegible]	142130L	141145L	Q35	101 ord fd pk will take over 4 X 4 veh of 109 ord fd pk. 136 ord fd pk will take over 4 X 2 veh and sealings of 109 ord fd pk [illegible]	THC	G2 BB
10	ADCS, DAPM, rptd 1 Bde, 9 Bde, Copy to G, A, CENT, POSTS.	1421[illegible]	1421[illegible]	Q 1190	Confidential. 101 ord fd pk will move from WAITARA to LEPPINGTON by rd PENNANT HILLS CARLINGFORD PARRAMATTA LIVERPOOL [illegible] on 15 jan 44. start time 0830. 17 min 40 vtm. pro will provide guide. unit will return stores on F1 and F1a prior to move. 136 ord fd pk remains present location and will draw necessary accommodation stores	THC	G2 BB

HQ 1 AUST DIV
WAR DIARY

OUT

MESSAGE LOG "I" SECTION 1 AUST DIV Sheet No. 2 .... Date.. 14/1/44.....

SERIAL NO.	FROM/ TO	TIME OF ORIGIN	TIME OF RECEIPT	ORIGIN NO.	TEXT OF MESSAGES	REC'D BY	ACTION TAKEN REMARKS ETC.
1	GEME ADOS OFFICES to A,Q.	142200L		O 1016	amend 0995 as follows . 109 Aust Bde Wkshop will now move with tech vehs and scaling of tech vehs.	TEC	C2 bb
2	RAA, Q Bde Copy to G,A,ADOS,GEME,POSTS.	141700L	160900L	Q 1167	SECRET. Train one conveying MT and 40 escort 18 Fd Regt ETA CAMPBELL-TOWN 160320L. Train two same composition ETA 24 hrs later . unloading to be completed within 5 hrs of arr .Main body ETA PORT PITIE 170810L. Further timings main body later . Bde will foster on arrival.	THC	G2 BB
3	2 Army and Q	142320		O 1018	Controlled stores deficient 2/1 Aust fd regt. 507/7. 521/15 533/851 539/31 552/26 559/21 578/1 1223/13 1231/24 . Second Aust Army requested to obtain same please.	FKW	Copy to Q BB
4	2 Army copy Q	142335		O 1019	2/1 Aust Fd regt controlled stores surplus to formation requirements. 848/9 853/6 906/3 982/1 1201/21 1219/1. Permission requested to return to RSD.	FKW	BB.

WAR DIARY
HQ 1 AUST DIV

IN 15.1.43

MESSAGE LOG "I" SECTION 1 AUST DIV Sheet No..... Date.....

SERIAL NO.	FROM/ TO	TIME OF ORIGIN	TIME OF RECEIPT	ORIGIN NO.	TEXT OF MESSAGES	REC'D BY	ACTION TAKEN REMARKS ETC.
1	2 Army	151210	15 1600	SD 3462	Amend my SD 3451 of 14 Jan as follows. Delete 862/12/ For 839/1 substitute 859/2	BB G2	BB
2	Sigs	151450	151600	Sigs 107	Ack. (In reply to O 1011)	BB G2	Ack Reg. BB
3	1 div trg school		151700	O 28	ref phono message div to school 15 jan re tpt for maj PATTERSON 15 jan please refer 1 div trg school message O 18 3 jan	FKW BB	
4	2 army	151530L	151830	O 2994	1 Aust div will attach temporarily 20 Aust camflg unit to SMA GEORGES HEIGHTS	FKW G2	BB
5	2 army rptd 1 div		distres SYDNEY 151740L	O 2996	Change in nomenclature. In accordance with LHQ SM297 of 18 jan 2 Army Pro coy new redesignation 12 aust div pro coy ~~[illegible]~~ AIF. 12 aust div pro coy (NORTHERN TERRITORY) redesignated second aust army pro coy	FKW G2	O6a

HQ 1 AUST DIV
WAR DIARY

HQ I AUST DIV

WAR DIARY

MESSAGE LOG "I" SECTION 1 AUST DIV Sheet No. 1 ..... Date. 15/1/44 .....

SERIAL NO.	FROM/ TO	TIME OF ORIGIN	TIME OF RECEIPT	ORIGIN NO.	TEXT OF MESSAGES	REC'D BY	ACTION REMARKS	TAKEN ETC.
1	[illegible], Copy to ADOS.	151230L	151235L	O 1017	9 Fd Regt Surplus controlled stores . permission granted return serials 852/12 869/3 [illegible] and NO 7 dial sights to RSD . retain 854/7 pending arrival 18 aust fd regt as unit may require replacement . Second Aust Army SD3451/14 refers	THC	G2.	BB
2	2 Army copy to Q ADOS.	151200L	151210L	O 1021	2/1 aust fd regt sig sec controlled stores deficiencies .Please obtain 552/1 559/1 1231/4 1236/1.	THC	G2	BB
3	1 Div Resp Camp RAA rptd 9 Bde. Copy to G2A, CHME.	151200L	151230L	Q 1196	Armourers Gp will move forthwith to 2/1 fd regt purpose inspect rifles of regt plus sig sec and LAD.	THC	G2	BB
4	SIGS rptd 9 Bde . Copy to G2A, ADOS.	151210L	151230L	Q 1196	3 Aust bench sig sec less stores and MT and escort of 2 will move to HOMEBUSH A H 17 Jan under arrangements 1 Div SIGS.	THC	G2	BB
5	2 Army from Q	151220L		Q 1192	SECRET. Ref second aust army adm instn para 9 regarding 1/1 Aust fd regt sig secs (a) anticipate completion 22Jan 44. (b) Controlled stores 507/1 931/2 1014/2 1201/1 1208/1 1214/1 1224/6 1228/1 1230/3 vehs 6030A/2 6065/1 6106/1 (C) bayonets no 1 scabbards bayonet each 18 chisels cold 3in one chisels ripping one cleaners contact four files smooth flat 6in sixteen hammers handled carpenters claw 24 oz four pouches tool lineman filled four vices bench parallel cast 3in one solder no 6 one pound tinman soft one pound cloth emery sheets four panniers G6 4 clips battery alligator type 25 amp thirty six 50 amp thirty six lamps clayon no 11 five lamps electric no 1 eight.	FKW	G2	
6	2 Army from Q	151245L		Q 1195	SECRET. ref 2 Aust Army adm instn no 168 para 9 regarding 2/43 Aust LAD (a) Completed by 10 Jan 44 (b) and (c) unit has been recently changed from type E to type D mod [illegible] has been submitted. this has been approx 60% fulfilled.	FKW		
8	AASC from Q		151550	Q 1197	1 veh 15 cwt with dr will report to Lieut Dunbar at COMMONWEALTH Studios COOKS RD PADDINGTON on 130900L for three weeks purpose convey pers and weapons as required for filming purposes	FKW	G2	

OUT MESSAGE LOG "I" SECTION 1 AUST DIV Sheet No. 2 Date...15/1/44..

SERIAL NO.	FROM/ TO	TIME OF ORIGIN	TIME OF RECEIPT	ORIGIN NO.	TEXT OF MESSAGES	REC'D BY	ACTION TAKEN REMARKS ETC.
8	RAA 1 bde from Q		151600	Q 38	2/1 Aust fd regt will collect on transfer the following controlled stores from 18 bn 894/12 938/3 984/3 1215/6 1284/2 13/33 bn 863/8 41/2 bn 868/4 Transfer in accordance Second Aust Army RO 8/43 completed by 1800 hrs 23 jan44 and this HQ advised ack	FKW	G2
9	RAA 81Q6 from Q		151700L	Q 40	2/1 Aust fd regt will collect on transfer controlled stores serial 1228/1 in accordance Second Aust Army HQ 8/43. Transfer effected by 22 Jan 44 and this HQ advised ack	FKW	G2
10	RAA from Q		151600L	Q 39	2/1 Aust fd regt will collect on transfer the following controlled stores. From 9 fd regt 847/7 863/8 936/2 111 Tk A Regt 1017/3. Transfer in accordance Second Aust Army HQ 8/43 by 22 jan 44 and advise completion ack.		
11	RAA 9 bde from Q		151600L	Q 37	2/1 Aust fd regt will collect following controlled stores from HQ 9 bde 995/1 1/45 bn 904/1 20/32 bn 843/4 507/1 17 bn 465/4. Transfer completed by 1800 23 Jan 44 and advise completion.	FKW	G2
12	2 Army	152115L		I 573	Ack in reply to sigs 1706	FKW	Sigs
13	2 Army from 2	152100L		Q 1193	Ref 7074 action complete.		
14	RAA 81Q6	9 bde from Q	151945	Q 41	2/1 fd regt will transfer controlled stores as follows. To ADOS 508/SB 989/30 . to 111 tk a regt 502/2 504/1 509/3 . to 2/1 fd regt sig sec 504/1 508/3 1401/4 1211/1 . to sigs 1 div 1221/2 . to 1/45 bn 906/3 transferror to deliver. action in accordance 2 army RO 8/43 to be completed by 22 jan 44 and this hq advised ack	FKW	G2
15	RAA from Q		151945L	Q 42	9 fd regt will transfer to 2/1 fd regt one 5414/3169 . 2/1 fd regt will submit G1033 to ADOS this formation for return of all 25 pdr ammo held. completion in accordance second army RO 8/43 by 22 jan 44 and this hq advised ack	FKW	G2
16	RAA CAMP from Q		151945 L	Q 43	2/1 fd regt will deliver to hq RAA vehs 6010/3 . will transfer to hq 1 div 6103B/1 and collect from hq 1 div 6110/1 . Transfers in accordance second army RO 8/43 by 22 jan 44 and this hq advised of completion ack.		
17	RAA from Q	151945L		Q 44	2/1 fd regt will collect on transfer vehs as follows. from 111 tk a regt 6003/1 6004 6005 6006B 6009 qty three. 9 fd regt 6183A/4. transfer accordance second army RO 8/43 by 22 jan 44 and this hq advised ack.	FKW	G2

HQ 1 AUST DIV WAR DIARY

OUT

MESSAGE LOG "I" SECTION 1 AUST DIV Sheet No. 3 .... Date 15-1-44

SERIAL NO.	FROM/ TO	TIME OF ORIGIN	TIME OF RECEIPT	ORIGIN NO.	TEXT OF MESSAGES	REC'D BY	ACTION TAKEN REMARKS ETC.
18	RAA RAA	from Q	151945L	Q 45	2/1 fd regt will receive on transfer vehs as follows . from 25 fd coy three 26 fd coy three serials 6062 6065 6065E 6069 . transfer in accordance second army RO 8/43 by 22 jan 44 and this hq advised ack.	FKW	G2
19	RAA 1 bde from Q		152030L	Q 46	2/1 fd regt will receive on transfer 4 vehs 15 cwt GS from units 1 bde 1 bde to arrange b. RAA actual delivery or collection. transfer accordance second army RO 8/43 completed by 22 jan 44 and this hq advised . ack	FKW	G2
20	RAA AASC	from Q	152030L	Q 47	15 coy ASC will transfer veh 6116/1 to 2/1 fd regt. transferror to collect action completed by 22 jan 44 in accordance second army RO 8/43. advise completion ack.	FKW	G2
21	RAA SIGS	1 bde 9 bde 1 div from Q	salv 152035L	Q 48	2/1 fd regt sig sec will collect on transfer following controlled stores. from sigs 1 div 1206/1 1209/2 1214/1 1218/1 1228/1 1235/1 5010/ 1000 5011/705 . from 9 fd regt 893/1 . from 2/1 fd regt 508/9 1201/4 1211/1. from 18 bn 507/1 13/33bn 990/2 1/45 bn 996/3 . 1 div salv 1014/1 . hqRAA5009/455 . hq 9 bde 5016/240. hq 9 bde sig sec 5015/144 . 111 tk a regt sig sec 5012/30. action accordance second army RO 8/43 by 22 jan 44 and this hq advised completion ack.	FKW	G2
22	RAA 9 bde	rptd sigs from Q	152040L	Q 49	20/24 bn will transfer to 2/1 fd regt sig sec veh 6056/1 in class 1 condition. transferree to collect and complete action by 22 Jan 44. advise these hq completion ack.	FKW	G2
23	RAA SIGS	from Q	152040L	Q 50	2/1 fd regt sig sec will transfer surplus controlled stores as follows to 111 tk a regt 502/1 . 9 fd regt sig sec 1219/1 . sigs 1 div 1255/1 transferree to deliver. Action accordance second army RO 8/43. completion 22 jan 44 and this hq advised ack.	FKW	G2
24	RAA rptd	9 bde	151730L	Q 1198	SECRET ref 1 div Q1167 of 14 jan 44. train 4 arrives CAMPBELLTOWN 0320 23 jan. train 5 same time 24 jan. timing train 3 will be advised as soon as possible	FKW	G2
25							

HQ 1 AUST DIV
WAR DIARY

IN

MESSAGE LOG "I" SECTION 1 AUST DIV Sheet No. 1 Date 16 Jan

SERIAL NO.	FROM/ TO	TIME OF ORIGIN	TIME OF RECEIPT	ORIGIN NO.	TEXT OF MESSAGES	REC'D BY	ACTION TAKEN REMARKS ETC.
1	[illegible]	131320L	16[illegible]00L	—	ACK (In reply to G6741)	LL	[illegible]
2							

HQ 1 AUST DIV

WAR DIARY

OUT

MESSAGE LOG "I" SECTION 1 AUST DIV Sheet No. 1 Date 16 Jan 44

SERIAL NO.	FROM/ TO	TIME OF ORIGIN	TIME OF RECEIPT	ORIGIN NO.	TEXT OF MESSAGES	REC'D BY	ACTION TAKEN REMARKS ETC.
1	RAE DAPM	rptd 9 bde from Q	161235	Q 1200	SECRET. 20 aust cam unit will move by rd to SME GEORGES HEIGHTS under arrangements RAE 1 div on 17 jan 44. Pro assistance unnecessary meg	FKW	G2
2	2 army	160930		O 1023	Location statement no change	FKW	No sigs
3	RAE	161850		O 1024	20 aust camflg unit will be att SME GEORGES HEIGHTS forthwith ack	FKW	"
4	2 Army	161645		O 1025	Instruments testing serial 1245 unable to provide megohm meter no 1 (Aust) one ammeter moving coil portable one voltmeter DC 3v decy cell two diode voltmeter no 1 Aust one inverter ATR 6v/240v 50 CPS 75w two meter capacity Weston model 764 two meter power level Weston 695 One multitester AIP two oscillograph 2 in AMA two oscillator beat frequency 4ma type R 7077 two oscillator RF 235 megacycles one thermo ammeter 0-1 amp Weston two signal generator TA101b two frequency meter 45-55 cycles one multi tester no 2 Aust three.	FKW	* Copies Q ADOS AEME
5	2 ARMY	161900L		O 1026	109 AUST BDE ASHOPS controled stores. This formation unable to supply serials 931/2 987/3 1176/1 1179/2 1181/1 1204/1 1228/1 1231/1 1236/2 1241/1 1243/1 1244/1 1245/1 1247/1 1249 see separate signal O 1025 1255/2 6169/2	LL	SIGS (Copies Q, GEME, ADOS.) BB.
6	RAA	161955L	162100L	Q 51	Amend 1 DIV Q 42 of 15 Jan line 3 to 5012/3169 NOT 5014/3169.	LL	Copy from Q 611 BB

WAR DIARY 1 AUST DIV

MESSAGE LOG "I" SECTION 1 AUST DIV Sheet No. 1 Date 17-1-44

SERIAL NO.	FROM/ TO	TIME OF ORIGIN	TIME OF RECEIPT	ORIGIN NO.	TEXT OF MESSAGES	REC'D BY	ACTION TAKEN REMARKS ETC.		
1	SIGS	170930L	171030L	SIGS 210	9 FD REGT SIG SEC 2/1 FD REGT SIG SEC and 111 Tk/A REGT SIG SEC returned to respective regts ex MARELLAN on 15 Jan 44 on completion collective sig trg. 2 GOC SIGS 1 DIV returned to HOMEBUSH ex MARELLAN 15 Jan 44. 3 AUST BEACH SIG SEC moving this day to HOMEBUSH ex MARELLAN.	LL	C111(O)	O 4C	RE
2	2/48 L.A.D.	171030L	171030L	D 8	LOCATION STATEMENT. Location of 2/48 AUST L.A.D. is 055935 PORT HACKING 1:63360.	LL	C111(O)	O 4C	RE
3	A.E.M.S	171030L	171030L		109 AUST BDE WORKSHOP MARELLAN CAMP D-Block.101 AUST BDE WORKSHOP LEPPINGTON-LIVERPOOL 8202.136 AUST BDE WORKSHOP WAITARA-RIVERSIDE BAY 113351. LOCATION STATEMENT.	LL	C111(O)	O 4C	RE
4									

HQ 1 AUST DIV
WAR DIARY

MESSAGE LOG "I" SECTION 1 AUST DIV Sheet No...1... Date...17-1-44.....

SERIAL NO.	FROM/ TO	TIME OF ORIGIN	TIME OF RECEIPT	ORIGIN NO.	TEXT OF MESSAGES	REC'D BY	ACTION TAKEN REMARKS ETC.
1	2 ARMY	170945L		O 1027	109 AUST BDE ORD FD PK deficiencies controlled stores unable to be made up in formation. 507/1 552/4 931/2	LL	Copies to "Q" "ADOS" BB
2	2 ARMY	170915L		O 1028	LOCATION STATEMENT. Advance party 18 AUST FD REGT arrived MARELLAN camp a.m. 16 Jan 44 map ref following. 3 AUST BEACH SIG SEC moved to HOMEBUSH map ref SYDNEY 085152 17 Jan 44 pending move from Div area 18 Jan. Otherwise NO change.	LL	Sigs OAB BB Copy to DAQMG.
3	SIGS	170933L		O 1029	Authority granted for SIGS 1 DIV to use 5000 rounds cartridges ball .303 (ser 5011) from A.E. table holdings.	LL	SIGS copy ADOS BB
4	[illegible] ADOS from Q	171145L	Q 54		109 Aust bde wkshop will collect from ADOS dump controlled stores serial 508/5. 983/3 also replacements 508/30. collect before 22 jan 44 advise completion ack.	FKW	G2 BB
5	RAA 9 bde rptd AASC	171145L	Q 1205		SECRET. ref 1 div 1198 of 13 jan train 3 FTA CAMPBELLTOWN 190638L conveying 450 pers ack.	FKW	G2 BB
6	RAA CEME	171150L	[illegible]	Q 53	111 tk a regt will transfer controlled stores to 109 bde wkshops serials 507/4 521/4 533/150 539/6 552/5 559/6 6037A/1./ 111 tk a regt to deliver. HQ RAA will transfer 1224/1 to 109 bde wkshops . Transfer in accordance with second aust army RO 8/43 by 22 jan 44 . advise completion ack.	THC	Copy to G ADOS. G2 BB
7	AASC CAMP CEME Copy to G ADOS.	171450L	[illegible]	Q 56	Surplus vehs 109 bde wkshops will be transferred as follows . to 13 Coy ases 6000/8 60300/2 60307/1 / to hq 1 div 6065R/1 . to 136 bde wkshop 6971A/1/ hq ases to collect on behalf and arrange delivery to 13 coy . action in accordance second aust army RO 8/43 by 22 jan 44. advise completion ack	THC	G2 BB
8	RAA	171[illegible]	171[illegible]	Q 59	2/43 LAD will deliver to ADOS dump surplus stores [illegible] by 22 jan 44 . advice completion ack.	THC	Copy to G ADOS CEME. G2
9	RAA CAMP ARMS Copy to G, ADOS, CEME.	171440L	171510L	Q 58	2/43 LAD will collect on transfer following . from hq 1 aust div 6063/1. 1 fd amb 5009/140. action in accordance second aust army completed by 22 jan 44 and then hq advised ack.	THC	G2
10	RAA Copy to G ADOS.						

HQ 1 AUST DIV WAR DIARY

OUT. MESSAGE LOG "I" SECTION 1 AUST DIV Sheet No. 3 ..... Date. 17/1/44 .....

SERIAL NO.	FROM/ TO	TIME OF ORIGIN	TIME OF RECEIPT	ORIGIN NO.	TEXT OF MESSAGES	REC'D BY	ACTION TAKEN REMARKS ETC.
10	RAA Copy to G ADOS. 171625	171425L	171510L	Q 57	2/43 RAD will collect on transfer following controlled stores . From 9 fd regt 839/1 . 111 tk a regt 1016/2 .ADOS dump 508/17 . to be completed by 22 jan 44 in accordance second aust army RO 8/43/. advise completion ack.	THC	G2
11	1 Bde CRME Copy to G ADOS.	171200L	171500L	Q 55	109 bde wkshop will collect on transfer from 18 bn controlled stores serial 893/2 in accordance second aust army RO 8/43 . action completed by 22 jan 44 and advise this hq ack.	THC	G2
12	RAA 1 Bde 9 Bde AASC CAMP Copy to G,	171500L	171800L	Q 60	ADOS, CRME. 109 bde wrd fd pk will collect on transfer following controlled stores. from hq AASC 521/1 533/25 559/1 . from hq 1 aust div 539/1. 9 fd regt 989/1 . 41/2 bn 893/1 .1 /45 bn 937/1 . 136 bde wkshops 503/2 . transfer in accordance second aust army RO 8/43 to be completed by 22 jan 44. advise completion ack.	THC	G2
13	1 Bde , CRME. Copy to G ADOS.	171730L	17?/DOL	Q 61	ref our signal Q 54 NOT to all addresses . Controlled stores 988/3 will be transferred from 13/33 bn to 109 bde wkshop who will collect. CRME. Advise action complete ack	THC	G2
14	RAA, SIGS, CAMP RAE . Copy G ADOS.	171315L	17?/DOL	Q 62	confirming telephone conversation KEEPN SOUTH addresses. Controlled stores 995 quantity 1 will be delivered to Q branch for transfer to RAE trg centre and second aust army junior leaders school. Second Aust Army Q 57 refers	THC	G2
15	9 Bde. Copy to G ADOS.	171800L	17?/DOL	Q 63	HQ 9 Bde will transfer and deliver controlled stores 995/1 to Second Aust Army Junior tactical school STUKLEIGH PARK . LHQ 8M275 of 8 jan refers . Advise completion ack	THC	G2
16	1 Bde, ADOS, Copy to G ADOS.	172015L	17?/DOL	Q 64	13/33 bn will transfer to 3/14 fd amb controlled stores 988/3 . Capt		

Contin[illegible] No3.

HQ 1 AUST DIV WAR DIARY

OUT 17/1/44

MESSAGE LOG "1" SECTION 1 AUST DIV Sheet No. 3 .... Date.....

SERIAL NO.	FROM/ TO	TIME OF ORIGIN	TIME OF RECEIPT	ORIGIN NO.	TEXT OF MESSAGES	REC'D BY	ACTION TAKEN REMARKS ETC.
16	Continued from Page No 2.				OLSON these HQ will pick up and deliver to ADOS dump for forwarding advise completion.	THC	G2.
17	1 Bde ADOS Copy to G.	172015L	172100L	Q 65	cancel reference transfer controlled stores 893/1 from 41/2 bn to 109 ord fd pk as contained in our Q 40.	THC	G2.
18	RAA, CEME. Copy to G, ADOS.	172030L	172100L	Q 66	109 bde wkshop will exchange vehs 6132/1 with 101 bde wkshop as arranged by CEME . 2/43 LAD will transfer 1179/1 at present held by 283 LAD to 109 wkshop . CEME to arrange collection . advise completion ack.	THC	G2.
19	ASC rptd 1 Bde Copy to G, A, SOMT.	172125L	172130L	Q 1209	attach 8 drs MT to 41/2 bn for one week from 180630L . Replacements from 13 coy may move by rd if necessary ack	THC	G2.
20	[illegible] rptd						

HQ 1 AUST DIV

WAR DIARY

IN

MESSAGE LOG "1" SECTION 1 AUST DIV Sheet No. ..1... Date. 18-1-44 .....

SERIAL NO.	FROM/ TO	TIME OF ORIGIN	TIME OF RECEIPT	ORIGIN NO.	TEXT OF MESSAGES	REC'D BY	ACTION TAKEN REMARKS ETC.	
1	2 ARMY	171555L	181030L	SD 55	Arranging release 552/1 559/1 1231/2.Balance not available unit will move deficient.	LL	G11	BB.
2	2 ARMY	1555L/17	181030L	SD 56	Arranging release all items except 1223/4 1231/20 NOT available. Unit will move deficient.	LL	G11	BB.
3	SIGS	180945L	181000L	SIGS212	Ref this offices memo 1/73/13 4 Dec 43 re transfer veh 25246 to 9 FD REGT SIG SEC may authority for transfer be quoted.	LL	G11	BB.
4	2 ARMY	180915L	181200L	SD 139	507/1 552/4 released ex Fd Pk BLACKTOWN.931 NOT available unit moves deficient.	LL	G11	BB.
5	109 BDE WSHOPS	180700L	181200L	BE 26	Ref C.R.C. G12 of 14 Jan.C.C.R. serial number required.	LL	I.O.	BB.
6	CRMK.	181145L	151200L	Q 1214	Charging sets 1½ K.W. qty 2 from 115 BDE WSHOPS will arrive railhead shortly.They will be taken on charge by 101 & 136 BDE WSHOPS qty 1 each.Time of arrival will be phoned immediately they arrive.	LL	G11 (Copy from Q)	BB.
7	2 ARMY	180920L	181615L	SD 143	First.Amend my SD3458 of 14 Jan.Delete 1244/1 and substitute 1244/1 for 1241/1.LHQ arranging release to unit at PETERSHAM 1181/1 1179/1 in lieu 1178 1242/1 in lieu 1241/1.Advise when items received.Will advise further regarding 1245/1 1247/1 1236/2.Second.ref your O 1016 of 16 Jan.My SD 3458 and this message refers .LHQ requested release 6169/2.Will advise further regarding 1255/2.Third.Ref your O 1025 Following instns testing released ex 2 AUST ACD.Voltmeter DC 3V copy cell two inverter ATR two multitesters ATP two.Will advise further re balance.	LL	G11	BB.

WAR DIARY

HQ 1 AUST DIV

MESSAGE LOG "I" SECTION 1 AUST DIV Sheet No...1... Date..18-1-41.....

SERIAL NO.	FROM/ TO	TIME OF ORIGIN	TIME OF RECEIPT	ORIGIN NO.	TEXT OF MESSAGES	REC'D BY	ACTION TAKEN REMARKS ETC.
1	2 ARMY	180920L		O 1030	LOCATION STATEMENT.Sig secs from 9 AUST FD REGT 2/1 AUST FD REGT & 111 AUST Tk/A REGT have returned to unit location from MARELLAN 15 Jan.3 AUST BEACH SIG SEC moves from 1 AUST DIV area 181033L Jan.20 AUST CAMPLG UNIT moved to GEORGES HEIGHTS for temporary att. to CAMPLG SCHOOL.Otherwise NO change.	LL	Sigs 0 4 B BB
2	109 BDE WSEOP	181200L		I 574	In reply to BE 26.No required is 46237.	LL	Sigs B B
3	See Remarks	181220L		Q 1215	SECRET.1 DIV Q1205 of 17 Jan.ETA CAMPBELLTOWN now 190558L.Pers 390 NOT 450.Balance MT and pers ETD KALGOOLIE Mon 14 Feb.Further details when available Ack.	LL	G11 (Copy from Q) BB.
4	ASC, Camp copy G,ADOS.	181500		Q 67	HQ ASC will collect on transfer from CAMP HQ 1 DIV controlled stores serial 521/1,533/15,539/1,559/1.Action in accordance SECOND ARMY RO. 8/43.Advise completion.	LL	G11 (Copy from Q) BB.
5	RAA	181430		O 1031	Second Aust Army arranging release following controlled stores 2/1 Aust Field Regt . 507/7 521/15 533/351 539/31 552/26 559/21 578/1 1223/9 1231/4 . Unit will move deficient 1223/4 1231/20	RS	Copy to Q BB
6	RAA	181430		O 1032	Second Aust Army arranging release deficient controlled stores 2/1 Aust Fd regt Sig Sec as follows. 553/1 559/1 1231/2. Unit will move deficient 1231/2 1236/1	RS	Copy to Q BB

HQ 1 AUST DIV
WAR DIARY

IN 19.1.44 MESSAGE LOG "I" SECTION 1 AUST DIV Sheet No..... Date.....

SERIAL NO.	FROM/ TO	TIME OF ORIGIN	TIME OF RECEIPT	ORIGIN NO.	TEXT OF MESSAGES	REC'D BY	ACTION TAKEN REMARKS ETC.
1	2 Army	190920	191140	SD 266	Return 853/6 1201/21 1217/1 to RSD. Retain 548/9 906/3 982/1 until cof known 18 Aust Fd Regt.	RS	G2. BB.
2	1 Bde	191605	191530	G 1545	Further our signal G 1470 of 4 Jan re booking of CHATSWOOD Range Rifle Range for 13/33 Bn . Please arrange booking 20/21 be transferred to 18 Bn and cancel booking for 22/24 owing to tps engaged in Wharf duties.	RS	G2 BB
3	RAE	182000	191500	367 103 44	Movement 20 Camflg unit completed.	RS	G3 Ode BB
4	2 Army	191130	191610	SD 302	Ref my SD 143 of 18 Dec Second part. arrange immediate collection 1247/1 for 109 Aust Bde wkshop from Cso pool this Hq. 1236/2 1247/1 NOT available unit will move deficient. Am arranging transfer two rectifier units from Hq RAE Second Aust Army	RS	G2 BB
~~5~~	~~1 Bde~~	~~191610L~~		~~A 8207~~	~~Cats of TOPRUK. the following are available 109002 Cpl PIPER R J 41/2 Bn NA43733 NOT PURROUGH N 15654 Pte COX B 13/33 Bn. ptes GUND AND LEVIE marched out 17 Bn and Cpl ANDERSON G K at canterbury WHARF LOADING DETAILS AND CANNOT BE REPLACED by unit.~~	~~IJB~~	
6	2 ARMY	191755L	192300L	SD 383	Ref my SD302 of 19 Jan. amend 1247/1 where first appearing to read 1245/1.	IJB	G11 BB

HQ 1 AUST DIV
WAR DIARY

OUT 19.1.44

MESSAGE LOG "Q" SECTION 1 AUST DIV Sheet No...1... Date.....

SERIAL NO.	FROM/ TO	TIME OF ORIGIN	TIME OF RECEIPT	ORIGIN NO.	TEXT OF MESSAGES	REC'D BY	ACTION TAKEN REMARKS ETC.
1	2 Army	190900		Q 1034	Location statement. Advance HQ and portion of main body approx 390 pers in all of 18 Aust Fd Regt arrived N.BELLAH camp 19 Jan 44. 101 Aust Ord Fd Pk moved to LEPPINGTON map ref LIVERPOOL 8202 190830 Otherwise No change.	RS	G 4bb BB Copy to Q
2	1 Bde	191440		Q 1219	Transfer from 2 Bn to 4 1/2 Bn serial 502/1 on charge to Brig Mc NEILL. Investigating offrs report held at this HQ. Write off cannot be approved but action is being taken to recover possession or obtain payment in lieu. ck.	RS	G2 Copy from Q
3	1 EDS	191725L	191730L	Q 1038	arrangements made for use of CHATSWOOD rifle range 18 BN 20/21. booking for 22/24 cancelled.(In reply to No G1545).	LJB	G11 BB
4	2 Army	191700L	191700L	Q 1040	Ack. (In reply to No SD461).	LJB	BB
5	RAA CMHE	191735L	192018L	Q 69	cancel reference to 603 7A/1 in our Q53. substitute 109 bde wkshops will transfer to 111 tk/a regt veh 6037A/1. advise completion.	LJB	G11 Copy from Q
6	ADOS	191630L	192010L	Q 68	veh 6000/1 6030E/2 6065E/5 6127A/8 and sealings from 109 bde fd pk will be transferred to 136 bde fd pk. vehs 6125/5 will be transferred to 101 bde fd pk . advise completion Ack.	LJB	G11 Copy from Q
7	RAA rptd SIOS	191630L	192010L	Q 1221	please advise by 241800L outstanding deficiencies and surpluses of 2/1 fd regt 2/1 fd regt sig sec 2/43 LAD Ack.	LJB	G11 Copy from Q
8	1 Aus Inf Trg Bde	191515L		Q 66	Ref VX55055 LIEUT MENZIES D A VX37664 LIEUT THORBURN A C. will you have these officers report back to unit immediately course is completed.	LJB	G11 Copy from Q
9	RAA	191900L	201015L	Q 1035	Amn return 2/1 Aust Fd Regt and 111 Aust Tk A Regt Sig Sec not yet to hand. please expedite.	LJB	A4 BB
10	9 Bde	191900L	201015L	Q 1036	Amn return 1/45 Aust Inf B n not yet to hand. please expedite.	LJB	A4 BB
11	AEME	191900L	201015L	Q1037	Amn return 109 Aust Bde Wkshop not yet to hand. please expedite.	LJB	A4 BB

WAR DIARY HQ 1 AUST DIV

OUT

MESSAGE LOG "A" SECTION 1 AUST DIV Sheet No. 2 Date 20-1-44

SERIAL NO.	FROM/ TO	TIME OF ORIGIN	TIME OF RECEIPT	ORIGIN NO.	TEXT OF MESSAGES	REC'D BY	ACTION TAKEN REMARKS ETC.
9	BAQM2	20164SL		Q 1042	Ref SECOND AUST ARMY SD 143 please arrange immediate collection 1247/1 for 109 wshops from C S O pool ARMY EQ.1236/2 1245/1 H A. Unit will move deficient.SECOND AUST ARMY refers.	LL	(Copies to ADOS CEME)
10	2 ARMY	201800L		Q 1044	LOCATION STATEMENT.Movement of 20 AUST CAMFLG UNIT to SME GEORGES HEIGHTS completed.	LL	SIGS 043 BB
11	1 BDE	202015L		Q 72	18 BH will transfer veh 6115/1 to 13/33 BH.Advise completion.	LL	(Copy from Q) G11 BB
12	RAA	302030L		Q 73	2/1 will return to RSD surplus controlled stores 853/6 1201/21.1217/1 Transfer to 9 FD RHDT 848/9 906/3 982/1.Transfer in accordance SECOND ARMY RO 8/43 by 22 Jan.Advise completion.Ack.	LL	(Copy from Q) G11 BB
13	1BDE 9 BDErptd SIGS	202045L		Q 74	20/34 BH will transfer veh 6000/1 BSA to 1 BDE SIG SEC.Mutual arrangement.SECOND AUST ARMY RO 8/43 applies.Advise completion.Ack	LL	(COpy from) G11 BB
14	1 BDE RAE	202045L.		Q 75	18 BH will transfer surplus veh 60306/1 to HQ RAE.Mutual arrangement Advise completion.Ack.	LL	(Copy from Q) G11 BB

HQ 1 AUST DIV
WAR DIARY

20/1/44. IX. MESSAGE LOG "I" SECTION 1 AUST DIV Sheet No. 1..... Date.....

SERIAL NO.	FROM/ TO	TIME OF ORIGIN	TIME OF RECEIPT	ORIGIN NO.	TEXT OF MESSAGES	REC'D BY	ACTION TAKEN REMARKS ETC.
1	SIGS	191350L	200940L	SIGS113	Time and date suitable to Lt Col CORMACK.	IJB	G3 BB
2	9 BDE	201415L	201815L	INT 39	Ref daily news bulletins.Could this HQ be supplied with one extra copy daily.	LL	I.O. BB
3	2 DIV	201710L	202320L	A 622	In reply to A627.For MAJ-GEN LLOYD from MAJ-GEN ROBERTSON.Concur transfer MURRAY.Presume you will apply LHQ for approval vide J GRO 368/43.Suggest attach soldier your unit pending decision and advise LTD SYDNEY of arrangement.Regards.	LL	ADC (Copy to A) BB

HQ 1 AUST DIV
WAR DIARY

OUT. 20/1/44. MESSAGE LOG "I" SECTION 1 AUST DIV Sheet No...1... Date.....

SERIAL NO.	FROM/ TO	TIME OF ORIGIN	TIME OF RECEIPT	ORIGIN NO.	TEXT OF MESSAGES	REC'D BY	ACTION TAKEN REMARKS ETC.
1	CRME	201015L		Q70	second aust army Q392 of 19 jan advise that 109 bde wkshops will collect on transfer from Q store second army charging sets AC rectifier bty charger type H4 qty 2. collect by 1400 hr 20 Jan and advise completion.	LJB	G2 (Copy from Q).
2	2 Army	201015L		Q1225	action complete. (In reply to No Q36).	LJB	G2 (Copy from Q).
3	RAA 9 Bde rptd AASC	201145L		Q1226	SECRET. further to 1 div Q 1216 of 18 jan. train 4 ETA CAMPBELLTOWN 230258L train 5 ETA 240258L. composition both MT and approx 50 pers Ask.	LJB	G2 (Copy from Q).
4	RAA rptd Sigs CRME	201235L		Q1227	SECRET. serial number 2/1 fd regt 61032 2/1 fd regt sig sec 49081 2/43 LAD 61033. see standing orders for movt within Australia and its territories section 15 ask.	LJB	G2 (Copy from Q).
5	CRME ADOS	201240L		Q1228	SECRET. serial numbers 109 bde wkshop 46237 109 bde ord fd pk 46238 see standing orders for movt within Australia and its territories section 15 ask.	LJB	G2 (Copy from Q).
6	9 Bde CRME ADOS	201500L		Q71	1/45 bn will transfer ammn as follows. to 109 bde wkshops 5009/2320 5011/8215 5014/495 5051/144 5018/643 5022/1000.to 109 ord fd pk 5009/320 5014/495. 109 wkshop and ord fd pk will submit indent to ados this HQ for 5018 qtys 317 and 240 respectively. 1/45 bn to deliver by 211800L. 109 bde ord fd pk will transfer 5012/300 to 109 bde wkshop. advise completion.ack.	LJB	G2 (Copy from Q).
7	Salv Unit	201515L		O 1041	confirming telephone conversation Capt MOORE Sgt LEWIS 20 jan 44. arrangedelivery eighty sleepers from MAROUBRA BEACH area to RANDWICK COUNCIL CHAMBERS RANDWICK NOT later than 2216ooL.inform this HQ on completion.	LJB	
8	9 BDE	201620L		O 1043	Authority granted transfer from 1/45 BN to 17 BN and use for trg ammn serials 5009/20646 and 5010/33192.	LL	SIGS (Copies Q ADOS) BB

HQ 1 AUST DIV
WAR DIARY

LL

MESSAGE LOG "T" SECTION 1 AUST DIV Sheet No. 1 Date 21-1-44

SERIAL NO.	FROM/ TO	TIME OF ORIGIN	TIME OF RECEIPT	ORIGIN NO.	TEXT OF MESSAGES	REC'D BY	ACTION TAKEN REMARKS ETC.
1	RAA	21101GL	212100L	RAQ 250	R.H.Q. 18 FD REGT established 190700 L H Block NARELLAN.	LL	6111 (0) 060 RR
2	2 ARMY	211555L	211800L	SD 596	Ref my SD 163 of 18 jan second part.LHQ advises 6169/2 NOT available.unit will move with LP2 types present held	GMJ	GII RR
3	1 BDE	21164GL	21191GL	O 4982	request approval replace Lieut MARCH by Lieut ROACH at SECOND AUST ARMY LOADING DETAILS CANTERBURY	GMJ	GII RR
4	9 BDE	2152GL	220730L	O 52	ask (in reply to number G 6798)	GMJ	GII

WAR DIARY
HQ 1 AUST DIV

OUT 21/1/43 MESSAGE LOG "I" SECTION 1 AUST DIV Sheet No..... 1 Date.....

SERIAL NO.	FROM/ TO	TIME OF ORIGIN	TIME OF RECEIPT	ORIGIN NO.	TEXT OF MESSAGES	REC'D BY	ACTION TAKEN REMARKS ETC.
	1	2 ARMY 210405L		O 2045	LOCATION STATEMENT.members 45 AUST CIPHER SEC reporting individually ex leave en route from NT.sec still incomplete.otherwise NO CHANGE	GNJ	Sigs 04b BB (copy DA,MG)
	2	AGS rpt211015L 1 BRE		Q 1232	Ref 1 DIV Q 1209 of 17 Jan.Extend period of det to 31 Jan.Ack	LL	Copy from Q to G11 BB

HQ 1 AUST DIV
WAR DIARY

IN.

MESSAGE LOG "I" SECTION 1 AUST DIV Sheet No. 1 Date. 23/1/44

SERIAL NO.	FROM/ TO	TIME OF ORIGIN	TIME OF RECEIPT	ORIGIN NO.	TEXT OF MESSAGES	REC'D BY	ACTION TAKEN REMARKS ETC.
1	AASC	230225L	231000L	259	ref our 210 . location unchanged.	THC	G3(O) BB

HQ 1 AUST DIV

WAR DIARY

OUT 22/1/44 MESSAGE LOG "I" SECTION 1 AUST DIV Sheet No. 1 ..... Date.....

SERIAL NO.	FROM/ TO	TIME OF ORIGIN	TIME OF RECEIPT	ORIGIN NO.	TEXT OF MESSAGES	REC'D BY	ACTION TAKEN REMARKS ETC.
1	2 ARMY	220915L		Q 1046 ✓	location statement no change	GNJ	Sigs C4b BB
2	2 ARMY	220945L		Q 1047	may two MCs HARLEY DAVIDSON solo be supplied to this formation for GOC.conversation WELLS MARTIN refers	GNJ	Sigs BB (copies Q,ADOS)
3	2 ARMY	221000L		Q 1234	action completed your QX9943/40/4/33	GNJ	GII
4	LANDFORCES	221215L		Q 1048	for Brig THOMPSON from Gen LLOYD.your letter received please request Gen CLOWES to destroy drafts no need answer letter.present arrangement stands.regards to Gen CLOWES and self	GNJ	Sigs BB
5	RAA,RAE, AASC,SIGS, SALVAGE.	221545L		Q 1049	CAPT ROBERTSON LO HQ 1 AUST DIV will lecture on GOODENOUGH ISLAND campaign at this HQ commencing 251900L.request all offrs attend unless engaged on duty.duration of lecture approx one hr	GNJ	Sigs BB
6	9 Bde	Copy to G, 221200L	ADOS. 222000L	Q76	1/45.hn will.transfer on loan to 2 aust tk bn SINGLETON wireless sets108 qty six. Will be returned approx 3 weeks . Send by rail on 24 jan and advise this HQ .Second Army QX 18888 1019 refers ask.	THC	G2
7	RAA, 1 Bde,	Copy to G ADOS. 221515L	222000L	Q78	Q57 is cancelled re 111 tk/a regt transfer to 2/43 LAD 1014/2 . 2/43 LAD will receive on transfer from 18 bn 1014/2 . Advise completion.	THC	G2
8	1 Bde.	Copy to G, 221440L	RAE,ADOS. 222000L	Q 77	to complete restricted WE of vehs of units in 1 bde transfers will be made as follows. From 18 bn. To 41/2 hn 6030C/1 6065/1 6093/1 . To 13/33 hn 6030C/1 6065/1 6093/1 . From 41/2 hn to 13/33 hn 6068/1 6065K/1 . Advise sent lated regarding surplus vehs . Advise completion ask.	THC	G2
9	RAA,RAE,	1 Bde, Sigs, Hq AASC, 221150L	ADOS, 222000L	Q1235	CRE, ADMS,Copy to G, A. COs OCs QMs and where applicable CQMs of units will report hq 1 Aust Div at 241000L for instns on INITIAL EQUIPPING OF UNITS as referred to in LHQ 228206 . Units are 109 bde wkshop 2/1 fd regt 2/1 fd regt sig sec 109 ord fd pk 2/43 LAD 9 fd regt 101 bde wkshop 101 ord fd pk 1 fd amb sigs 1 div 25 26 fd coys 210 250 308 LAD RAE 111 tk/a regt sig sec hq AASC 13 coy asasc ask all informed	THC	G2

HQ 1 AUST DIV WAR DIARY

IX

MESSAGE LOG "I" SECTION 1 AUST DIV Sheet No. 1 Date 28-1-44

SERIAL NO.	FROM/ TO	TIME OF ORIGIN	TIME OF RECEIPT	ORIGIN NO.	TEXT OF MESSAGES	REC'D BY	ACTION TAKEN REMARKS ETC.
					NO MESSAGES RECEIVED.		

HQ 1 AUST DIV
WAR DIARY

OST

MESSAGE LOG "I" SECTION 1 AUST DIV Sheet No. 1 .... Date..23-1-44.....

SERIAL NO.	FROM/ TO	TIME OF ORIGIN	TIME OF RECEIPT	ORIGIN NO.	TEXT OF MESSAGES	REC'D BY	ACTION TAKEN REMARKS ETC.
1	See Remarks	221120L	230920L	A 712	Request addressees make offrs as follows available to attend D.P.I. lecture at 1 DIV A &Q school 0900 1230 2 Feb .1 BDE THREE majs 9 BDE THREE majs AASC TWO majs. Advise if required pers NOT available	LL	To:149 BDES,AASC (Copy from A) G11 BB.
2	9 Bde	rptd 1 Div Recp Camp ,CEME Copy to G. 231105L	231130L	Q1238	Small arms inspections and repairs for 1 Aust Div recpp camp will be done by armr of HQ 9 aust ind bde . weapons at present in reception camp store will be collected by armourers gp and repaired at LOFTUS ack.	THC	G2
3	12 Div	Pro Coy rptd 1 Div Pro Coy. 221715L	231130L	Q762	Copy to G,ADOS,DAPM. Arrange immediate transfer to 1 aust div for re allotment 1 aust div pro coy in accordance second aust army RO Q8/43 MCs sole harley quantity two . Replacement will be effected when harleys are available . Advise completion action	THC	G2.
4	1 Bde,	9 bde, ADOS. Copy to G,EEME. 231105L	231130L	Q 79	ref 1 div q6257 of 10 dec 43. TK A portee qty 1 at present undergoing repair 254 LAD is not showing in any unit comms because transfer incomplete. As transfer was signed by Sgt WILSON of 1 Bde on behalf 1/45 bn veh will be shown as on charge 1/45 bn .	THC	G2

HQ 1 AUST DIV
WAR DIARY

MESSAGE LOG "I" SECTION 1 AUST DIV Sheet No...1... Date..24-1-44.....

SERIAL NO.	FROM/ TO	TIME OF ORIGIN	TIME OF RECEIPT	ORIGIN NO.	TEXT OF MESSAGES	REC'D BY	ACTION TAKEN REMARKS ETC.
1	AENE		240930L	---	LOCATION STATEMENT.109 AUST BDE WSHOP BARELLAN-CAMDEN "B" Block, 101 AUST BDE WSHOP LEPPINGTON-LIVERPOOL 2202, 136 AUST BDE WSHOP WAITARA-BROKEN BAY 113351.	LL	G111(O) 04C BB.
2	"Q"		241500L	Q1245	Trailer garage 4 wheeled empty was "leased" by this formation to arty centre GEETA upwards of 18 months ago.CEME has now no use for it.Direction sought re disposal.Suggest 3 AUST ORD VEH PK HYDE.	LL	G11 BB.
3	1 BDE	241600L	241700L	I 603	LOCATION STATEMENT.1 BDE SIG SEC moved to RANDWICK RACECOURSE 240900L.Otherwise no change.	LL	G111(O) 04C BB.
4	9 Bde	241645	242030	Int 40	Locstat. 9 Bde Sig Sec marched out to School RANDWICK 240900L. Otherwise No change.	RS	G3(O) 04c BB

HQ I AUST DIV
WAR DIARY

OUT

MESSAGE LOG "I" SECTION 1 AUST DIV Sheet No. 1 Date 24-1-44.

SERIAL NO.	FROM/ TO	TIME OF ORIGIN	TIME OF RECEIPT	ORIGIN NO.	TEXT OF MESSAGES	REC'D BY	ACTION TAKEN REMARKS ETC.
1	See Remarks	24143OL		Q1245	Bush fire prevention.Lighting of open fires by tps on manoeuvers away from trg centres will be restricted to absolute minimum consistent with provisions of essential meals.Open fires when used will be controlled with utmost care.All informed.	LL	Out to:RAA RAE SIGS ADMS ADOS CHME 1 DIV PRO. COY 1 DIV SALV. Copy from Q - G11 - BB
2	9 BDE	241245L		Q 82	17 BN will transfer surplus vehs 60300/5 to 20/34 BN.Advise completion.	LL	Copy from Q G11 BB
3	9 BDE CAMP	241245L		Q 81	1/45 BN will transfer surplus vehs 6030F/1 6030C/9 to HQ 1 DIV. Mutual arrangements.Advise completion.	LL	Copy from Q G11 BB
4	9 BDE	241245L		Q 83	Surplus vehs units 1 BDE will be transferred.From 18 BN to 1/45 BN 6062/1.From 13/33 BN to 17 BN 6062/3.From 41/2 BN to 1/45 BN 6062/2 Mutual arrangements.Advise completion.	LL	Copy from Q G11 BB
5	9 BDE	241240L		Q 84	20/34 BN will transfer surplus veh 6062/1 to 1/45 BN.Advise completion	LL	Copy from Q G11 BB
6	CAMP	241240L		Q 80	Return to 3 AUST ORD VEH PARK four 15 cwt DODGE veh.Advise completion.	LL	Copy from Q G11 BB
7	2 ARMY	241550L		Q 1051	LOCATION STATEMENT.No change.	LL	SIGS 04B BB

HQ 1 AUST DIV WAR DIARY

IN 25.1.44 MESSAGE LOG "I" SECTION 1 AUST DIV Sheet No..... Date.....

SERIAL NO.	FROM/ TO	TIME OF ORIGIN	TIME OF RECEIPT	ORIGIN NO.	TEXT OF MESSAGES	REC'D BY	ACTION TAKEN REMARKS ETC.
1	Sigs	241800	251600	Sigs 116	Location statement No change.	2	G3(0) 04c BB
2	2 Army	251050	251600	SD 968	Ref my DC 143 of 18 Jan third part. Following additional instrum- ~~[illegible]~~ ent testing released. Invertor ATR 2 thermo ammiter 1 MULTITESTER No 22. Following NOT available unit will move deficient Meter capacity meter power level ODCILLOGRAPH sig generator. Balance of items service controlled. DDME arranging release where available and will advise separately	RS	G2 BB
3	2 Army	251135L	251650L	SD970	Ref tech veh 109 aust Bde Wkshop.unit will move with veh present need and collect following on issue order OS1/J/ORD 58 ~~[illegible]~~ en route at 4 Aust Odd Veh Pk MT GRAVAT. Three tons machinery shell 4x4 qty 4 batteries storage qty 1 stores binned ~~[illegible]~~ qty 1 . DIAMOND T wreckers qty 2 breakdowns qty 2. Unit will exchange deliver (transfer) content 4x2 D & K loading present held with 2 4x4 machinery shell on above issue order at MT GRAVAT.	THC	G2 BB.

HQ 1 AUST DIV

WAR DIARY

CUT 25.1.44

MESSAGE LOG "1" SECTION 1 AUST DIV Sheet No..... Date.....

SERIAL NO.	FROM/ TO	TIME OF ORIGIN	TIME OF RECEIPT	ORIGIN NO.	TEXT OF MESSAGES	REC'D BY	ACTION TAKEN REMARKS ETC.
1	2 Army	250930		G 1052	Location statement. 1 Aust Inf Bde Sig sec and 9 Aust Inf Bde Sig Sec now at RANDWICK RACECOURSE for trg.	RS	04b RS
2	RAE,SIGS	Copy to G. 251830L	252000L	G 1258	sigs 1 Aust Div will transfer and deliver to 24 aust fd sey MARELLAN controlled stores 1240/2 complete in accordance second aust army RO 8/43 . advise completion.	TRC	62
3	RAQMS, ADOS, CEME.	252000L		G 1034	Following additional instruments testing released. Inverter ATR 8 thermo ammeter 1 multitester no 28. Following MA unit will move deficient. meter capacity meter power level oscillograph sig generator . remaining deficiencies service controlled . RAME arranging release where available and will advise separately . Second Aust Army SD[illegible] Refers.	TRC	62 RS
4	RAQMS, ADOS, CEME.	252000L		G 1053	109 aust bde wkshop will move with vehs at present held and collect following on issue order [illegible]/Ord 28 on route at 4 aust ord veh Park MT GRAVAT . 3 tons machinery shell 4 by 4 qty 4 batteries storage qty one stores binned qty one DIAMOND T wreckers qty two breakdown qty two. unit will exchange and transfer contents 4 by 3 B and K loading at present held with two 4 by 4 machinery shells on above issue order at MT GRAVAT . Second Aust Army SD 965 refers	TRC	62 RS

HQ 1 AUST DIV

WAR DIARY

XH 26/1/44

MESSAGE LOG "I" SECTION 1 AUST DIV Sheet No..... Date.....

SERIAL NO.	FROM/ TO	TIME OF ORIGIN	TIME OF RECEIPT	ORIGIN NO.	TEXT OF MESSAGES	REC'D BY	ACTION TAKEN REMARKS ETC.
1	1 Bde	261700	262000	G 5075	R/f your memo G 6852 para 5 NX 101079 Lieut NAIRN TH nominated from 13 Bn.	AS	G2 BB

HQ 1 AUST DIV

26.1.44 OUT

MESSAGE LOG "I" SECTION 1 AUST DIV Sheet No.1.... Date.....

SERIAL NO.	FROM/ TO	TIME OF ORIGIN	TIME OF RECEIPT	ORIGIN NO.	TEXT OF MESSAGES	REC'D BY	ACTION TAKEN REMARKS ETC.
1	2 Army	261000		O 1055	Location statement No change.	RS	G3(O) O4b BB
2	8 Bde	260945		O 281	Confirming tel conversation HERFORD KNIGHT please arrange meet Lt Col BUNDEY Thursday morning flyer BROADMEADOW stn to visit jungle range.	RS	Sigs BB
3	1 Bde	261200		Q 1262	Please advise when items referred into in Q 38 are returned to unit.	RS	Copy from Q G2
4	RAA	261240		Q 1253	111 Tk A Regt will return to CampQM MARELLAN bedstead iron folding 1 pillow kapok 1 pillow slips 1 sheets 2 Advise completion	RS	Copy from Q G2
5	RAA	261625		Q 85	2/43 LAD surplus controlled stores serial 521/1 533/25 538/1 will be returned to ADC3 dump Advise completion/	RS	Copy from Q G2
6	RAA 1 Bde	261627		Q 86	2/43 LAD will collect on transfer from 41/2 Bn serial 552/6 advise completion.	RS	Copy from Q G2
7	RAA 9 Bde	261630		Q 87	2/43 LAD will collect on transfer veh 60303/3 from 47 Bn advise completion.	RS	Copy from Q G2
8	RAA CRME	261632		Q 88	2/43 LAD will collect on transfer veh 60713/1 from 136 Aust wkshop advise completion.	RS	Copy from Q G2
9	RAA 1 Bde	261720		Q 89	2/1 Aust Fd Regt will collect on transfer 938/8 from 13/33 Bn advise completion.	RS	Copy from Q G2
10	RAA	251200		Q 1252	Armourers gp will move from 2/1 Fd Regt lines to 135 Bdoc Wkshop forthwith.	RS	Copy from Q G2
11	2 Army	261200		Q 1265	~~Advise unable to supply deficiencies as under from this formation Controlled stores 2/1 Aust Fd Regt 533/476-847/7-894/60-893/11-899/85 950/1-1010/42-1011/31014/67-1017/3-1024/4-1215/11-1223/41031/15. Uncontrolled stores gloves cable laying 8 pcs sticks snock jointed 12 sets telephones loud speaking No.2 complete stations stamps hemp signalling hand kidet apparatus linesmn tesing 1st wireless sets SCR 536 complete stations 6. See Second Aust Army Adm Instns No 100~~	RS	~~Copy from Q G2~~ Cancelled by Q.1620 hrs

FQ 1 AUST DIV WAR DIARY

OKF 26/1/44

MESSAGE LOG "I" SECTION 1 AUST DIV Sheet No. 8. Date.....

SERIAL NO.	FROM/ TO	TIME OF ORIGIN	TIME OF RECEIPT	ORIGIN NO.	TEXT OF MESSAGES	REC'D BY	ACTION TAKEN REMARKS ETC.
1 [illegible]	[illegible]	[illegible]	[illegible]	[illegible]	[illegible] Ref your Army G 6032 para 3 HR 101679 [illegible] from 18 Bn.	[illegible]	[illegible]
13	2 Army	2621004	262115L	Q1266	second aust army adm instn 168 para 9 (a) complete (b) 997/1 1010/1 1011/1,1019/1,1260/1 (c) type B. SEF submitted to PAYMENT approx 75 per cent fulfilled. interstate personnel due back from leave 7 FEB 44.	LJB	62 (Copy from Q).
14	2 Army	2620502	262145L	Q1265	advise unable to supply deficiencies as under from this formation. controlled stores 2/1 aust fd regt 532/476 847/7 847/14 894/20 903/11 918/2 923/1 931/128 939/25 948/3 950/1 997/1 1010/12 1011/2 1019/6 1017/2 1036/4 1215/11 1253/4 1231/25. uncontrolled stores gloves cable laying 6 pre sticks crook jointed 12 sets telephones loudspeaking No2 complete stations4 lamps signalling hand aldis 4 apparatus linesmans testing in 4 wireless sets SCR 536 complete stations 6. sec second aust army adm instns No168 para 9. interstate personn due back from leave 7 FEB 44.	LJB	62 (Copy from Q).
15	2 Army	262140L	262200L	Q1267	second aust army adm instn 168 para 9 dig sec. (a) complete (b) 932/1 1216/6 1231/2 1245 multitesters No2 with qty one "AVO" aust qty one voltmeters 3v DC secy cell qty one . 1240/5 held in lieu 1234a/1 and no. 21 sets qty four. (c) sovert breech rifle one stoters portable No1 burner unit one and spare one lighting sets portable No1 one satchels signal six stills portable No1 aust one bible body motor cyclists four spanners gear box one spanner,cyl head nut one front hub sleeve adjusting one. interstate personnel reported return 7 Feb 44.	LJB	62 (Copy from Q).
16	RAA 1 ESK 9 ESK RAE AASC CAMP	262340	262345L	Q 99	2/1 aust fd regt will collect ammunition as follows. 2613 from Hq 1 Mc 150 Hq 9 bde 480 11/12 hm 640 18 hm 640 41/2 hm 480 20/24 hm 708 Hq AASC 240. serial 5021 18 hm 31000 20/24 hm 2800 24 fd secy 19600. serial 5015 26 fd secy 240 2 fd regt 482. regt will transfer to camp 1 div serial 5001/54 5009/66 5003/89. action completed by 2915Q& and this HQ advised ack all informed.	LJB	62 (Copy from Q).

WAR DIARY HQ 1 AUST DIV

IN 27.1.44

MESSAGE LOG "I" SECTION 1 AUST DIV Sheet No..... Date.....

SERIAL NO.	FROM/ TO	TIME OF ORIGIN	TIME OF RECEIPT	ORIGIN NO.	TEXT OF MESSAGES	REC'D BY	ACTION TAKEN REMARKS ETC.
1	9 Army	271500	[illegible]	[illegible] 1224	Secret. Ref conversation SHELLEY WELLS. 109 Aust Bde Wkshops will [illegible] with tech vehs present held less four 4x2 stores which are replaced by four 4x4 store drums from [illegible] on [illegible]/1047 and less two breakdowns which replaced by two diamond T wreckers and one break down at MT GRAVATT. Unit will collect en route vehs on [illegible]/5/658 at MT GRAVATT. Cancel my [illegible] 970 of [illegible] Jan.	[illegible]	[illegible]

HQ 1 AUST DIV

WAR DIARY

OUT

MESSAGE LOG "I" SECTION 1 AUST DIV Sheet No. 1 Date 27 jan 44.

SERIAL NO.	FROM/ TO	TIME OF ORIGIN	TIME OF RECEIPT	ORIGIN NO.	TEXT OF MESSAGES	REC'D BY	ACTION TAKEN REMARKS ETC.
1	2 Bde Copy to A,Q.	270840L	278900L	O 1056	ref our 96826 21 jan 44. Band will fullfill engagement 29103CL but NOT 311030L. NOT required.	THC	GB. BB.
2	9 Bde ASC. Copy to G, ADOS.	270935L	271000L	Q 91	30/34 bn will transfer to 13 coy aasc vehs 6000/14 . hq aasc to arrange delivery advise completion ack.	THC	G2.
3	9 Bde , ADMS.Copy to G ADOS.	270940L	271000L	Q 92	17 bn will transfer to 1 fd amb vehs 6030/5 C/4 covered . 1 fd amb to collect advise completion ack.	THC	G2.
4	9 Bde, 1 Div Salv Unit. Copy to G , ADOS.	270945L	270955L	Q 93	17 bn will deliver on transfer to 1 div salv unit veh 6030C/1 . Advise completion ack.	THC	G2.
5	RAA, ADOS, rptd 1 Div Sigs. Copy to G.	270955L	270957L	Q 94	3/1 aust fd regt sig sec will return surplus stores 938/2 947/2 1206/1 1209/2 1213/1 1235/2 to ADOS dump by 281600L . advise completion ack	THC	G2.
6	2 ArmyCopy to G.	271000L	271015L	Q 1268	action completed your QX540/40/4/33.	THC	G2.
7	CRME ADMS rptd SIRE	271140L	271400L	Q96	109 bde wkshop will receive on transfer 1179/1 from each of following 3/14 fd amb 273 LAD 101 bde wkshop.transferrers in all cases will deliver by 281100L.advise completion ack.	LJB	G2 (Copy from Q).
8	CRME	272025	27	Q 98	Transfer from 109 Bde wkshop 6132/1 to 101 Bde Wkshop 6132/1 to 136 Bde wkshop.	RS	G2 Copy from Q

WAR DIARY HQ 1 AUST DIV

MESSAGE LOG "I" SECTION 1 AUST DIV Sheet No. 1 Date.....

IN 28.1.44

SERIAL NO.	FROM/ TO	TIME OF ORIGIN	TIME OF RECEIPT	ORIGIN NO.	TEXT OF MESSAGES	REC'D BY	ACTION REMARKS	TAKEN ETC.
1	9 Bde [illegible]	2 71125 [illegible]	281520	IMT 43	Ref transfer ammunition serial 5018 480 rounds from this HQ to 2/1 Aust Fd Regt. 240 rounds transferred 2/1 Aust Fd Regt. Sig Sec 19 Jan 44 Authority 1 Aust Div Q 48. Will transfer balance 240 rounds	RS		
2	2 Army	281500L	281750 L	SD1344	ref your Q1265 and Q1267 of 26 Jan. Arranging release from 2 AOD 847/7 867/14 894/20 950/1 1010/6 1011/1 1014/67 1017/3 1215/6 1249 multitester qty 1 volt meter de Secy cell qty 1. Balance NOT available units move deficient.	IJB	G111	BB.
~~3~~	~~2 [illegible]~~	~~282120L~~		~~Q5137~~	~~reinf order M1766 ser 3.cns sigmn unavailable 2 Feb 44 at present on twenty four days interstate leave. Please advise action.~~	~~IJB~~		

HQ 1 AUST DIV
WAR DIARY

[illegible] 28.1.44

MESSAGE LOG "I" SECTION 1 AUST DIV Sheet No..... Date.....

SERIAL NO.	FROM/ TO	TIME OF ORIGIN	TIME OF RECEIPT	ORIGIN NO.	TEXT OF MESSAGES	REC'D BY	ACTION TAKEN REMARKS ETC.
1	[illegible]	[illegible]		Q 100	Transfer and deliver to 10 Aust Wkshop and Pk Coy [illegible] from lines from of 136 Aust Rds Wkshop in terms of Second Aust Army RO 8/43 trucks [illegible] trailer qty four held behalf 57 Aust Fd Pk Coy. Arrange [illegible] sign documents on behalf 57 Aust Fd Pk Co. Advise completion.	[illegible]	Copy from Q
2							

WAR DIARY
HQ 1 AUST DIV

IN 29/1/44 IN

MESSAGE LOG "I" SECTION 1 AUST DIV Sheet No. 1..... Date.....

SERIAL NO.	FROM/ TO	TIME OF ORIGIN	TIME OF RECEIPT	ORIGIN NO.	TEXT OF MESSAGES	REC'D BY	ACTION TAKEN REMARKS ETC.
1	9 BDE	291530L	291800L	I 56	HQ 1/45 AUST INF BN closing PANMLLAN opening CANTERBURY RACECOURSE 1400hrs		
2	2 ARMY	291700L	291815L	X 1500	Ionospheric report week ending Feb 4.29 fair 30 31 and 1 fair to good.conditions quiet after 29.frequencies now normal after 30. all informed	GHJ	GIII(G) G4e BB
3	2 ARMY	292000L	292300L	SD 1530	further sy SD 1344 of 28 jan.LHQ now advises arranging release for 2/1 AUST FD HOSP 1231/22 1223/4 for SIG SEC 1231/2.1236/1 not available release will be made when items arrive 2 ACD	GHJ	IO BB
4	ASC	291530L		394	Weekly location statement unchanged.Our 210 17 Jan refers.	GHJ	Duty Officer BB
5	[illegible]	[illegible]				LL	G111(0) G4C BR.

HQ 1 AUST DIV WAR DIARY

OUT.29/1/44. MESSAGE LOG "I" SECTION 1 AUST DIV Sheet No...1... Date.....

SERIAL NO.	FROM/ TO	TIME OF ORIGIN	TIME OF RECEIPT	ORIGIN NO.	TEXT OF MESSAGES	REC'D BY	ACTION TAKEN REMARKS ETC.
1	2 Army	290330L	290930L	0 1060	location statement.No change.	[illegible]	0111(0) 04B BB

HQ 1 AUST DIV
WAR DIARY

IN 20/1/44

MESSAGE LOG "I" SECTION 1 AUST DIV Sheet No...1.. Date.....

SERIAL NO.	FROM/ TO	TIME OF ORIGIN	TIME OF RECEIPT	ORIGIN NO.	TEXT OF MESSAGES	REC'D BY	ACTION TAKEN REMARKS ETC.
1	1 Bde	301310L	301440L	G5158	Interstate travel. Application permission NX128460 Lieut McPhillips J 13/33 Bn and NX109789 Sjt Shenton A E 41/2 Bn to travel to Seymour. Attending SAA JLS Map Reading and Field Sketching Wing Course No 13. Departing Central 11 Feb 44.	GMJ	G3 & Q (Copies) BB
2	2 ARMY	301630L	301750L	SD 159	Advise urgently by types quantity pistols hold your formation other than service types of the following .38 .45 and .455. Signal reply.	LL	G11 BB.
3	1 BDE	301410L	302030L	A 5164	Desiring strength 4 Offrs 165 ORs.	LL	G11 BB.

HQ 1 AUST DIV

WAR DIARY

[illegible]

MESSAGE LOG "I" SECTION 1 AUST DIV Sheet No. 1 Date 30-1-44

SERIAL NO.	FROM/ TO	TIME OF ORIGIN	TIME OF RECEIPT	ORIGIN NO.	TEXT OF MESSAGES	REC'D BY	ACTION TAKEN REMARKS ETC.
1	2 ARMY	3009[illegible]L		O 1061	LOCATION STATEMENT, No change.	LL	SIGS 043 BB.
2	17 [illegible] rptd 9 [illegible]	2015[illegible]L		A 995	leave for AIF draft may be granted accordance GRO [illegible]/43. approval given all pers to anticipate accumulation due as at 30 apr 44 providing total period NOT in excess 24 days plus travelling time allowable under GRO 598/43.	GMJ	Copy from A, Duty Offr BB.
3	2 ARMY	3016[illegible]L		X 576	ack (in reply to MIS 1742)	GMJ	Sign BB.

HQ 1 AUST DIV
WAR DIARY

IN

MESSAGE LOG "I" SECTION 1 AUST DIV Sheet No....1.. Date..31-1-44.....

SERIAL NO.	FROM/ TO	TIME OF ORIGIN	TIME OF RECEIPT	ORIGIN NO.	TEXT OF MESSAGES	REC'D BY	ACTION REMARKS	TAKEN ETC.	
1	AEME	310900L	31 1000L	---	LOCATION STATEMENT.109 AUST BDE WSHOP MARELLAN-CAMDEN "B"Block 101 AUST BDE WSHOP LEPPINGTON-LIVERPOOL,8202.136 AUST BDE WSHOP WAITARA-BROKEN BAY 113351.	LL	G111(0)	04C	BB.
2	SIGS	310830L	311000L	SIGS118	LOCATION STATEMENT.No change.	LL	G111(0)	04C	BB.
3	SIGS	311107L	311108L	SIGS309	ACK,in reply to O 1064.	LL	G11		BB.
4	ADMS	311100L	311230L	HQM41	Ack,in reply to O 1064.	LL	G11		BB.
5	AASC	311120L	311145L	ST 46	ACK,in reply to O 1064.	LL	G11		BB.
6	"Q"	311520L	311629L	Q 1283	45 TSMG ann as requested in your G 6845 and G 6846 returned to 62 F.R.D.	LL	G11		BB
7	9 Bde	311245	311630	A 281	Ack. (In reply to O 1064)	RS	Ack Reg		BB
8	RAA	312045	312100	RAQ A 382	Ack. (In reply to O 1065)	RS	Ack Reg		BB
9	ASC	312000	312100	419	Ack. (Inreply to O 1065)	RS	Ack Reg.		BB
10	ASc	312000	312100	420	Ack. (In reply to O 1066)	RS	Ack Reg.		BB
11	AASC	312000	312100	421	Ack. (In reply to O 1067)	RS	Ack Reg		BB
12	AASC	312000	312100	422	Ack. (In reply to O 1068)	RS	Ack Reg		BB
13	AASC	312000	312100	423	Ack. (In reply to O 1070)	RS	Ack Reg.		BB

WAR DIARY
HQ 1 AUST DIV

CIT

MESSAGE LOG "I" SECTION 1 AUST DIV Sheet No...1.... Date..31-1-44.....

SERIAL NO.	FROM/ TO	TIME OF ORIGIN	TIME OF RECEIPT	ORIGIN NO.	TEXT OF MESSAGES	REC'D BY	ACTION TAKEN REMARKS ETC.
1	2 ARMY	310945L		O 1063	NIL RETURN.In reply to S.D.159.	LL	SIGS BB.
"2	2 ARMY	310950L		O106	LOCATION STATEMENT. H.Q. 1/45 AUST INF BN situated CANTERBURY RACECOURSE map ref SYDNEY 116113.	LL	SIGS 04B BB.
3	See Remarks	311025L		O 1064	CCMD and SC 9 BDE,C.O. SIGS,CASC,ADMS,requested attend conference this H.Q. 1445 today ref accomodation HARELLAN CAMP.Ack.	LL	SIGS BB.
4	1 BDE	311445L	311500L	Q 102	Our signal Q 83 of 24 Jan.Where serial 6038 appears it is to be altered to read 6091.	LL	G11 (Copy from Q) BB.
5	RAA rpt[illegible] Sigs ASC	311700		O 1065	Confidential. HQ RAA 1 AUST DIV will move by rd to MT KEIRA KEIRA. Move to be completed by 29 Feb and premises now occupied ready for debiring on 1 Mar. Advise proposed date of movement. Ack.	RS	Sigs BB Copy to AQ DAQMG
6	[illegible] RAE rpt[illegible] SIGS ASC	311700		O 1066	Confidential. HQ RAE 1 Aust Div will move to HABERFIELD DRILL HALL. Move to be completed by 29 Feb and premises now occupied ready for debiring on 1 Mar. Advise proposed date of movement ack.	RS	Sigs BB Copy to AQ DAQMG
7	82 Dental Unit rpt[illegible] SIGS ASC	311700		O 1067	Confidential. HQ 82 DENTAL UNIT will move to BROUGHTON HURWOOD Move to be completed by 29 Feb and premises now occupied ready for debiring on 1 Mar. Advise proposed date of movement. Ack.	RS	Sigs BB Copy to AQ DAQMG Camp
8	SIGS rpt[illegible] AASC 9 Bde	311700		O 1068	Confidential. Sigs 1 Aust Div will move by rd to MARELLAN CAMP Move to be completed by 29 Feb and premises now occupied ready for debiring on 1 Mar,Advise proposed date of movement. Ack.	RW	Sigs BB Copy AQ DAQMG
9	2 Army	312630		Q 1224	Action completed yese QX547/27/2/27 of 6 Jan 44	RS	Copy from Q G2
10	RAA	311530		Q 103	9 Fd Regt will deliver and transfer ON LOAN veh 6010/1 to 1 Aust Survey Bty MARELLAN. Advise completion.	RS	Copy from Q G2
11	ADMS rpt[illegible] SIGS ASC 9 Bde	311700		O 1070	Confidential. 3/14 Aust Fd Amb will move by rd to MARELLAN.Trg move to be completed by 5 Feb. Advise proposed dates of movement and details. Ack.	RS	SIGS BB Copy to AQ DAQMG.

HQ 1 AUST DIV WAR DIARY