

**AWM52**  
**2nd Australian Imperial Force and**  
**Commonwealth Military Forces unit war**  
**diaries, 1939-45 War**

Item number: 8/3/91

**55/53 Infantry Battalion**

**1939, Appendices,**  
**part 2 of 3**



55/53 BATTALION

CAMP 1939.

TACTICAL EXERCISE WITH TROOPS.

M.M.G. PLATOON IN WITHDRAWAL.

AREA "C"

REFERENCE MAPS.

WOLLONGONG  
SKETCH

1" = 1 MILE.  
4" = 1 MILE.

VICINITY

WOONONA

PREPARED by.

- LIEUT. K. NICHOLLS.



M.M.G. PL. IN WITHDRAWAL.

OBJECT.

To exercise a M.M.G. Pl. in a withdrawal when in close contact.

LESSONS TO BE BROUGHT OUT.

- (1) Once troops have left one position they will go straight to the next as quickly as they can.  
I.T. 11. Sec. 32. 12.
- (2) Some machine guns should be detailed to form the backbone of the rear parties, a proportion of the personnel should be sent back to a rendezvous in rear before the final withdrawal, leaving only the minimum number necessary to bring the guns out of action.

I.T. 1937. Chap. X. Sec. 60/7.

NARRATIVE.

- (1) 55/53 Bn. is now in a defensive position in the vicinity of WOONONA  
Right Boundary (incl) M5A40 - L7B00. Left Boundary (Incl) M1c89 -  
L3B34 - "A" Coy. Right "B" Coy. Left.
- (2) The enemy succeeded in making a landing on BELLAMBI BEACH at @330hrs  
On -- Feb. and forced "A" coy. and 5 Sec. M.M.G. to withdraw to the  
line of the MAIN SOUTHERN RAILWAY with heavy losses.
- (3) During the attack "B" Coy. remained in possession of their sector  
incl. COLLINS ROCK - Incl WANIORA Pt. with 1 Sec. 13 Pl. M.M.G.  
firing SOUTH from vicinity of COLLINS ROCK.

APPROXIMATE TIME TABLE AND FORECAST OF EVENTS.

<u>TIME</u>	<u>EVENT.</u>
Z-60 mins.	Coy. Comdrs orders ro Pl. Comdr.
Z-30 mins.	Pl. Comdrs. orders to Sec. Comdrs.
ZERO.	Withdrawal commences.
Z + 30 mins.	Gun numbers withdraw.
Z + 45 mins	Last man clears line. L8B60-L4B81.
Z + 65mins.	Occupation of position at L4C49.



M.M.G. PL. IN WITHDRAWAL.

INSTRUCTIONS TO UMPIRES.

1. Note lines of withdrawal.
2. Note actions of Sec. Cpls.
3. Note actions of Sec. Comdrs.
4. Note control of Ammn.
5. Note formations adopted.
6. Note adherence or otherwise to time table.

D.S.NOTES.

When a M.M.G. Pl. withdraws, those men not required to keep the guns in action are withdrawn first. On the command "Prepare to move mounted" the Sec. Comdr signals for the limber, informs Sec. Cpl. of amount of Ammn. to be left at the guns and gives orders to the gun numbers.

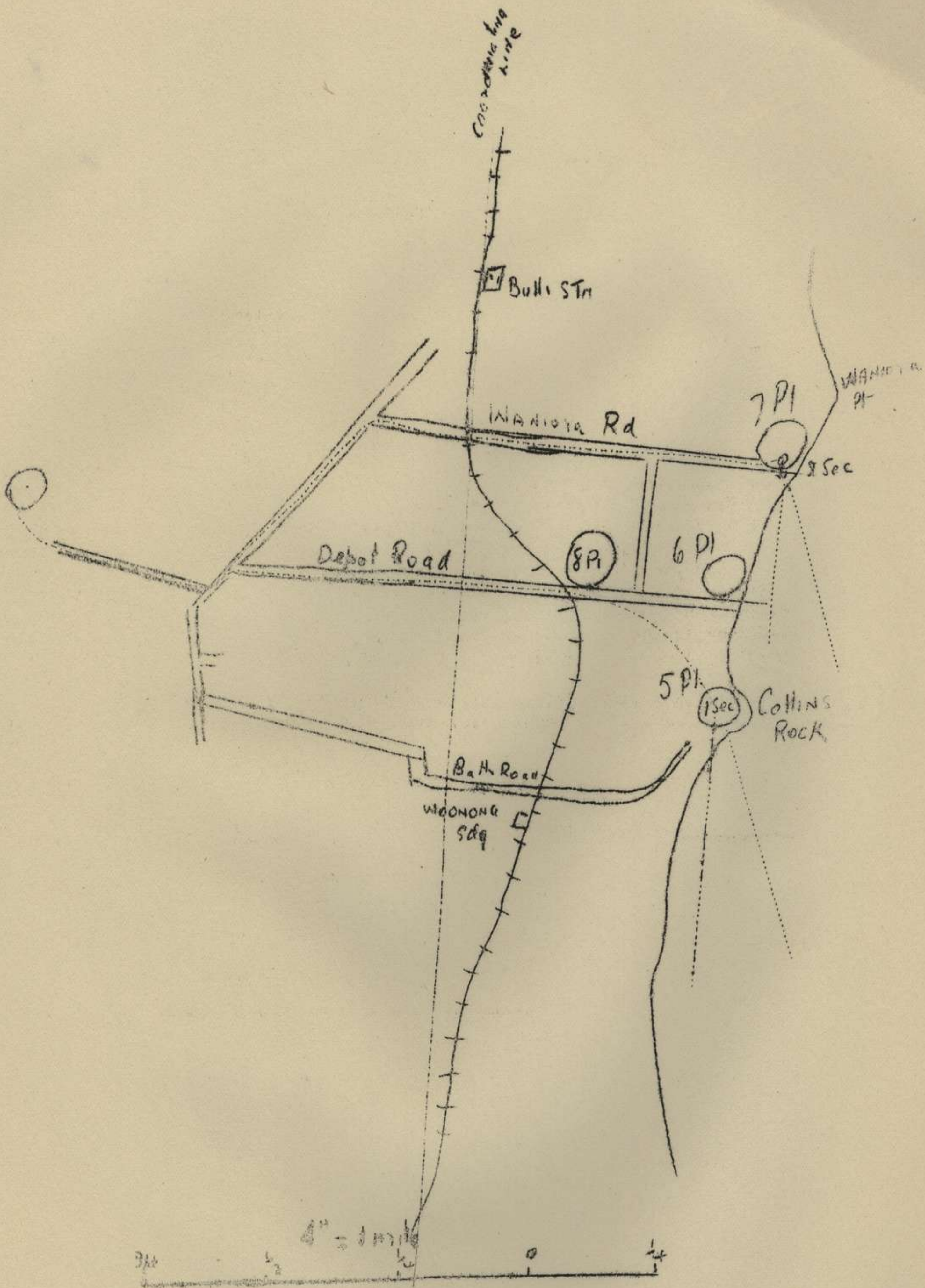
The Sec. Cpl. orders the limber to a prearranged position, turns it round and assists spare numbers to take off the cover and take out the gun chests. He sends fwd. any ammn. required. He then moves to the rendezvous with the whole Sec. except Nos. 1 & 2 of each gun and orderly and R.T. He details a fresh No. 1. and No. 2 to take over the guns as soon as they arrive back.

On the command "MOVE" the Sec. Comdr. assists Nos. 1 & 2 to get the stores on the limber and replace cover. All mount on limber and move to rendezvous.

MANNING CHART.

UNIT	POSITION	FILLED BY.
14 Pl.	Pl. Comdr.	
	Pl. Sjt.	
	Sec. Comdr. 3 Sec.	
	Sec. Comdr. 4 Sec.	
	Sec. Cpl. 3 Sec.	
	Sec. Cpl. 4 Sec.	





mm 6 10 14

KN.



Page. 1.  
Copy No.....

55/53 BATTALION - CAMP 1939.

TACTICAL EXERCISE WITH TROOPS

SECTION AS NIGHT PATROL.

REFERENCE MAPS

WOLLONGONG 1" = 1 Mile.

LOCAL SKETCH 1" = 100 yds.

VICINITY

WOONONA     **AREA "B"**

DATE

7 FEB. 39

PREPARED BY.

LIEUT. A.S. HILLEN.



SECTION AS NIGHT PATROL.

Object

To train a section to conduct a patrol to guard against surprise; when the main body is in a defensive position.

Lessons to be taught.

1. The patrol will be kept as compact as possible, as the more it is dispersed, the more difficult it is to control.  
I.S.L. sec. 39 (7)
2. Silence is more necessary by night than by day, and the ears are even more useful than the eyes.  
I.S.L. Sec. 40 (2)
3. Success in night operations depends largely on developing by training a "night sense" in all ranks.  
I.T. II sec. 40 (1)

Narrative.

1. 55/53 Bn. is in a defensive position on WOONONA BEACH.

Boundaries RIGHT. EAST-WEST line through M 5 c 47 (incl)  
LEFT. EAST-WEST line through M 5 a 57 (incl)

2. The Bn. Comdr. decides that the reserve Coy. will patrol the Bn. front every two hours. The patrol in each case to be a section "A" Coy. is in position at BRICKWORKS.
3. "A" Coy. Comdr. details No 1 sec. to commence the patrol at 2000 hrs. on 7 Feb. 39.
4. No 1 Sec. Comdr. decides to commence the patrol from the SOUTHERN END of the Bn FDLs.

---

INSTRUCTIONS TO UMPIRES.

Points to Note.

1. The section Comdr., having plenty of time, should recce. the ground to be covered and note landmarks, obstacles, and position occupied by our own troops.
2. The section should be warned of the task and orders issued as to arms and equipment to be taken.
3. The section will be taken over the ground as far as possible, and the section Comdr. will give his plan and method of movement, route, and where the section will leave Coy lines and return to same. Give men password if any.
4. On section moving out to commence patrol, note; arms-equipment-whether men are quite and under control.
5. Throughout patrol, note; control-formation - route - obedience of men to Comdrs. orders.

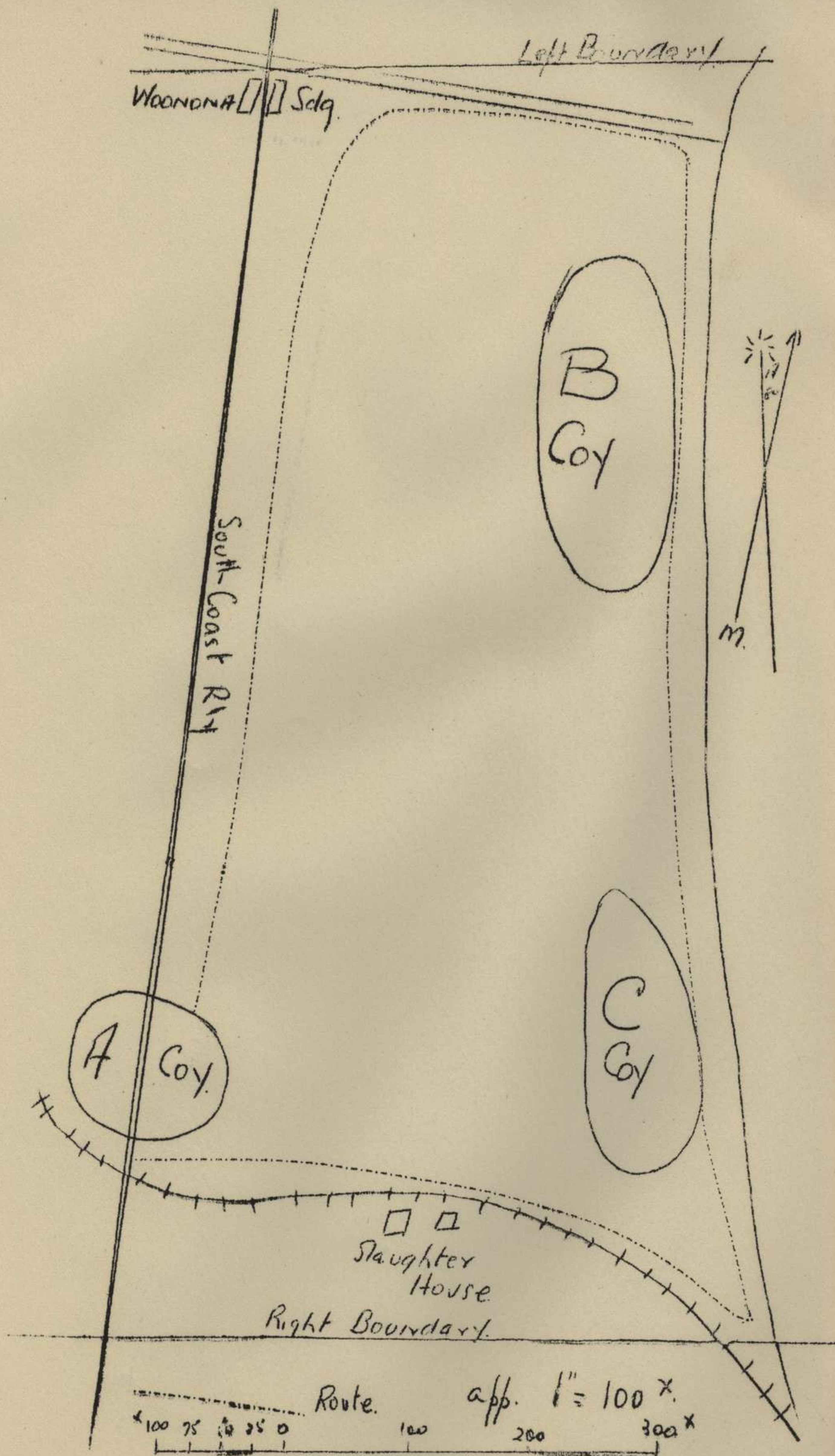


6. If sec. Comdr. uses scouts, note; method of advance, and if they are in contact with rest of section.
  7. There will be no enemy.
  8. Note action when challenged.
- 

D.S. NOTES.

1. The ideal method of moving by night when on patrol, is in a compact body, with the patrol leader and one or two riflemen ahead of the remainder but visible to them.
2. One man ~~should~~ be detailed to watch the RIGHT flank of the patrol, and one to watch the LEFT, to guard against surprise.
3. A man detailed beforehand will report back to the platoon Comdr., should the section be attacked.
4. The patrol will not come in contact with the enemy, but will be challenged by an outpost of "B" Coy.  
When challenged, the main body of the patrol should go to ground.  
The patrol leader will approach sentry and identify himself.
5. Formation should be controlled until patrol returns to its own post;







Page 1

Copy No. ....

55/53 BATTALION      CAMP 1939.

TACTICAL EXERCISE WITH TROOPS.

RIFLE SECTION IN DEFENCE.

A R E A      "B".

REFERENCE MAP

WOLLONGONG 1" = 1 MILE.

ATTACHED SKETCH.

VICINITY

WOONONA.

DATE

7 FEB. '39.

PREPARED BY

LIEUT. J.R. LINGCOTT.



TACTICAL EXERCISE WITH TROOPS.

RIFLE SECTION IN DEFENCE.

1...OBJECT.

To practice the Section in the occupation of a Defensive position and to teach the following Lessons :-

2...LESSONS.

The Section Comdr. is responsible that the Sec. weapons are so placed that they can actually fire on the ground allotted to them. I.S.L. Sec. 46 (2 vi)

3...NARRATIVE.

55/53 Bn. is preparing BELLAMBI BEACH for defence against a landing by a foreign power .. 5 Pl. has been allotted an area at the BEACH end of SLAUGHTER YARDS FENCE. O.C. 5Pl. allotted 1 Sec. apst at the STUMP HOLES with instructions to prepare it for defence.

4...O.C. 5Pl. issued his orders at the STUMP HOLES and 1 Sec. Comdr. notes read as follows:-

TOPOGRAPHY

This is STUMP HOLES, on the left FENCE CORNER, in front is BELLAMBI BEACH, on the right is BELLAMBI POINT.

INFORMATION.

An enemy landing is expected at dawn to-morrow. "B" Coy has been allotted the area from here to BELLAMBI POINT to defend.

INTENTION.

5 Pl. will occupy a defensive position in STUMP HOLES-FENCE CORNER area and prepare section positions.

METHOD.

Forward section, 2, 1 and 4, 2 Sec on left just inside FENCE CORNER, 1 Sec. here at STUMP HOLES 4 Sec. on right about 40yds. from here. 3 Sec. Reserve Sec to take up position just in rear of those other STUMP HOLES between 1 and 4 Secs.

5...The Section area was marked by the Pl. Comdr.

1 Sec. Comdr. made his recco and issued his orders as follows:-

TOPOGRAPHY.

On our left is FENCE CORNER, that is BELLAMBI BEACH and BELLAMBI POINT away to the right, at our rear is TRAIL TRACK and also SLAUGHTER HOUSE. The position here is STUMP HOLES.

INFORMATION.

An enemy landing is expected on BELLAMBI BEACH at dawn tomorrow morning. 2 Sec. is on our left at fence corner 40 yds to our right is 4 Sec. 3 in rear between us & 4 Sec. is 3 Sec. in reserve.

INTENTION.

1 Sec. will occupy this position and prepare it for defence



METHOD.

All members will dig pits & link them up to form Sec. Post.  
(Sec. Comdrs. places sec. on their positions & supervises marking out the task.)

On completion of first task 3 & 4 will dig a latrine & the remainder of the Sec. will go to the dump and draw wire & materials to erect the apron fence in front of the Pl. position.

On completion of wiring, tasks 2 & 3 will be done & then fire plan prepared & night firing arrangements made.  
Any Questions.

6.

ESTIMATED TIMINGS.

Z	hrs.	Sec. Comdr. assembles Sec & exercises is explained.
Z	+ 5 to 10	Pl. Comdr. issues his orders to 1 Sec. Comdr.
Z	+ 10 to 20	Sec. Comdr. makes his recce. & issues his orders.
Z	+ 20 to 140	Sec. prepares Position.
Z	+ 145 to 155	Sec. occupies position & tasks explained to men.
Z	+ 155 to 175	Directors Conference
Z	+ 180	Conclusion of Exercise.

7.

ORGANISATION.

1 Sec. 1 N.C.O. & 6 Men.

Director Pl. of Pl. being exercise.

8.

ADMINISTRATION.Stores Required.

Shovels	G.S.	7
Bags, Sand.		500
Pickets, long		20
"	Short.	40
Wire, barbed, coils		9 (65yds)
"	"	2 (130yds) for diagonals.
Sticks, windlass.		10
Pliers.	Prs.	1
Gloves if desired		

D.S. NOTES.LESSONS.

1. In the occupation of a sec. post the Pl. Comdr. will point out the actual area of the post, and the Sec. Comdr. is then responsible for the marking out of the tasks. He must be sure that every member of the Sec. will have a good field of fire. Fire positions should be selected with the eye close to the ground.  
It is necessary for preparation for night firing to be carried out as it may still be dark when the enemy land and the Sec. Comdr. should have arranged his fire plan so that fire can be brought down on the whole of the Sec. front.



Lessons 1 Contd.

Within the Sec. its fire power consists of rifle and grenade and the possibility of using grenades should not be overlooked especially as we are in prepared positions and grenades fired on parties in course of disembarkation from small boats would be very demoralising as well as effective.

The preparation of a defensive position requires practice by all members of the Sec. before it can be carried out efficiently.

For grenades to be fired by night from a position, needs constant practice in grenade training and the ranges would need to be calculated by day.

2. Action of 1 Sec. Comdr. on receiving his orders .

As soon as the Pl. Comdr. has finished issuing his orders, the Sec. Comdr. should see that all ranks have been issued with tools and issue his orders on the site of the post. Then the tasks should be marked out and digging commenced. Then he work out his fire plan and from time to time inform his Pl. Comdr. of his progress.

3. SEC. COMDR'S ORDERS - Read suggested orders in Exercise Page 3

The Sec. Comdr. in his orders has made his intention quite clear and it is only left to the Sec. to use any material available to construct the post, in the least possible time, as it is necessary to obtain all the rest possible before dawn, so that the Sec. will be fresh for the task ahead of it.

It will be noted that the task of wiring is the Pl. Comdr's responsibility and that it is not started till the position is well under way. The Sec. Comdr. knowing this has included in his orders arrangements for the wiring party. It is always necessary when preparing a defensive position to first get under cover and then erect obstacles. The Pl. Comdr. decides the type of wiring, if it is not laid down by Coy. and from Coy. Comdrs. fire plan, he decides the best position for the wire. The Role of wire in defence is to force the enemy into the belt of fire arranged in various fire plans.




D.S. SKETCH  
SECTION IN DEFENCE

EXERCISE NO

LEGEND

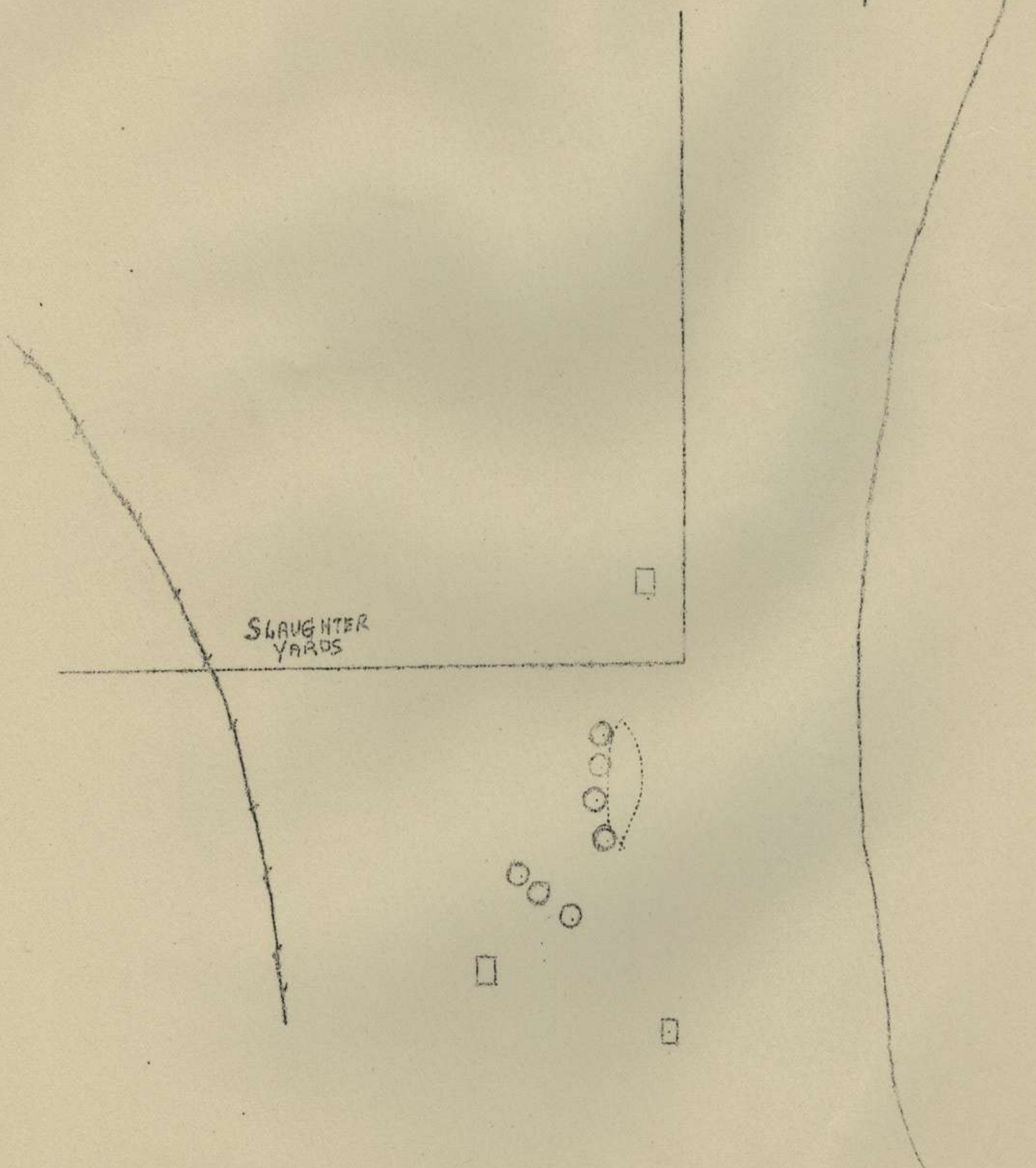

SEC. AREA



STUMP. HOLES



OTHER SECS. OF PL.



NOT TO SCALE



Page 1.  
Copy. No.....

22/53 BATTALION.                      CAMP 1939.

TACTICAL       EXERCISE       WITH       TROOPS.

RIFLE       SECTION       IN       DEFENCE.

AREA       "B"

REFERENCE MAPS.

WOLLONGONG  
SKETCH

1" = 1 MILE  
8" = 1 MILE.

VICINITY

WOONONA

7th FEBRUARY 1939

PREPARED    by

LIEUT. N. PEACH.



RIFLE SECTION IN DEFENCE

OBJECT. To teach the personnel concerned the lessons set out and to exercise them on some of the duties of a Rifle Section in defence.

LESSONS TO BE TAUGHT. Procedure for occupying a Section Post.  
I.S.L. Sec. 48 (2).

Having got into position the Sec. Comdr must make sure that his men understand the tactical situation, their task and general routine.

I.S.L. Sec. 48 (3)

NARRATIVE.

(1) As part of the general beach defence No. 1 Pl. (right Fwd) Pl. "A" Coy) received instructions to occupy a position EAST of the intersection of the Main Railway Line and Bellambi Tramway the forward edge of the belt of F.D.Ls. being the line where the sand meets the grass.

(2) The enemy is not expected to reach the vicinity of WOONONA Beach for at least 48 hours.

(3) The Pl. Comdr. received his orders at 0945 hrs.

(4) The position is to be occupied by 1010 hrs.

(5) Whilst the Pl. Comdr. was making his recon. the Pl. was moved to the intersection of the Main Railway Line and Bellambi Tramway.

(6) The Pl. Comdr. No. 1. Pl. decided to occupy the position with three Secs. Fwd. No. 2. Right, No. 3. Centre No. 4. Left and No. 1. Sec. in reserve.

(7) The Pl. Comdr. met the Sec. Comdrs. and pinpointed the Sec. Posts as indicated in Local Sketch.

(8) No. 1. Sec. Comdr. was then given the following additional instructions and information :-

- (a) The arc of his Section (Shown on Sketch)
- (b) Special task to assist No. 3. Sec.
- (c) Fire will be opened when the enemy advances from the beach.



RIFLE SECTION IN DEFENCE.

INSTRUCTIONS TO UMPIRES.

- (1) The enemy will not be represented by men.
- (2) You will act as Pl. Comdr to the time when the Sec. Comdr has been allotted his Sec. Post.
- (3) Although it is not anticipated that an enemy will land within 48 hrs. and therefore might cause certain laxity with regard to the posting of sentries, it is intended that all precautions should be taken by the Sec. Comdr. and that the correct procedure as set out in I.S.L. Sec. 48/(2) are adopted.
- (4) The lessons to be taught mainly deal with the man who acts as Sec. Comdr. It is intended however that the personnel of the Sec. be brought into the picture. This can only be done by questioning. This also has the effect of maintaining discipline.
- (5) All phases of the work of the Sec. must be dealt with in criticism but the lessons to be taught as already set out must be emphasised.
- (6) Time allowed for the exercise:-
 

(a) Sec. Comdrs Recce.	5 Mins.
(b) Orders to his men and actual occupation.	10 Mins.
(c) Organization and routine arrangements.	10 Mins.
(d) Criticism	10 Mins.
Total	35 Mins.

POINTS TO NOTE

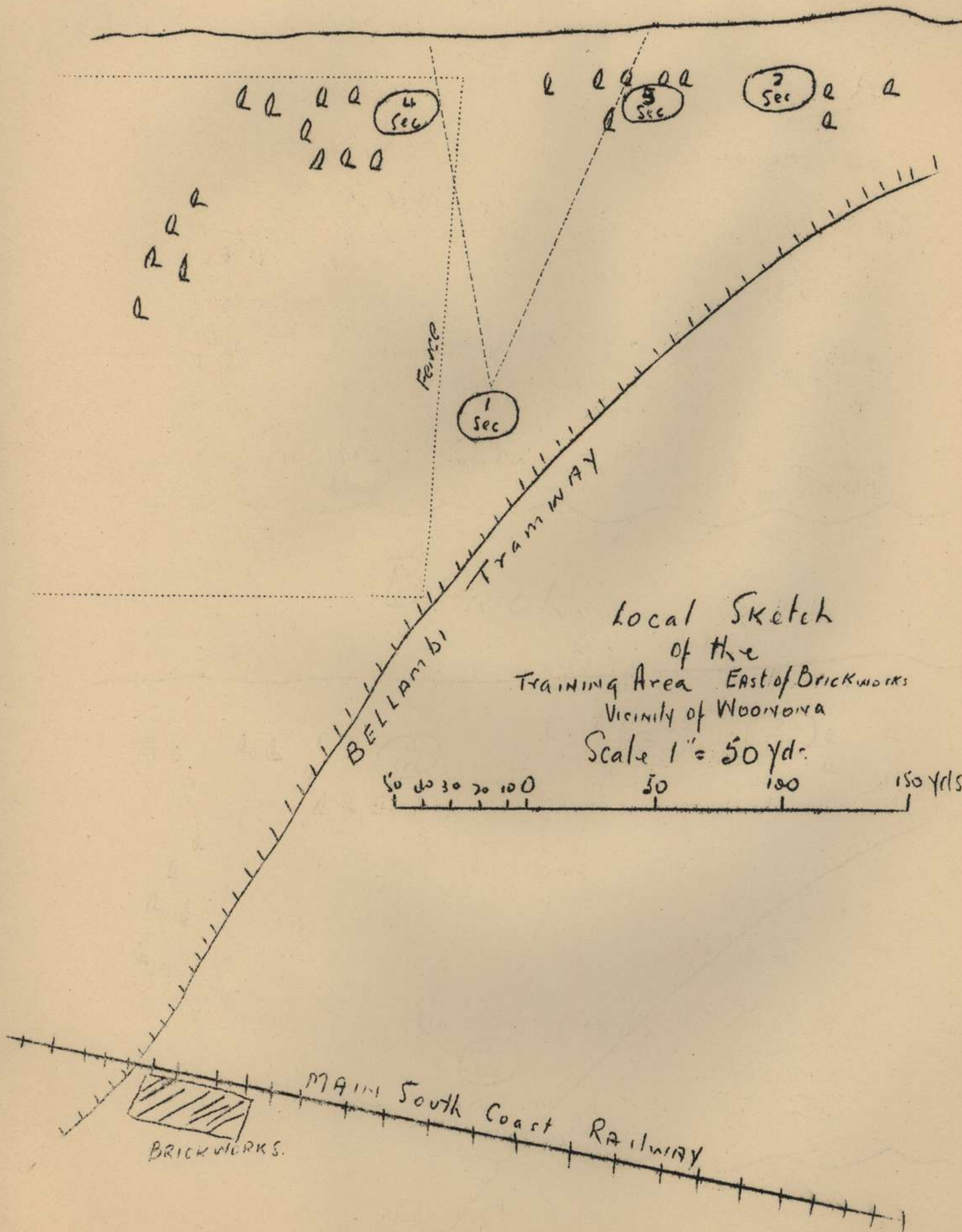
- (7) Whether each man understands the role of his Sec.
  - (a) The role of his Sec.
  - (b) The general situation.
- (8) Whether each man can describe the topography to his front after he has been turned about.
- (9) Whether the Sec. Comdr sites each weapon position with the eye close to the ground.

It is suggested that before commencing the exercise you refer to "Notes for Junior Umpires Feb. 1935" and I.S.L.



Pacific Ocean

Beach





Page. 1.  
COPY NO.....

55/53 BATTALION.      CAMP 1939.

TACTICAL EXERCISE WITH TROOPS.

RIFLE SECTION WITHDRAWAL.

AREA "B"

REFERENCE MAPS

WOLLONGONG 1" = 1 MILE.  
SKETCH 1" = 50 Yards.

VICINITY

WOONONA

7 FEBRUARY 1939

PREPARED by

LIEUT. C.C.GIBBINGS



RIFLE SECTION WITHDRAWAL.

OBJECT.

To teach the personnel of a rifle section the lessons hereunder set out and to exercise them in a withdrawal from close quarters.

LESSONS

Whatever the method adopted a running fight must be avoided at all costs.

I.T. Vol. 11. Sec. 32 (12)

The position selected should be that from which it is easy to withdraw unobserved from the ground and air, and which affords concealment and from which long range fire can be developed.

I.T. Vol. 11. Sec. 32 (9).

SITUATION.

1. 55/53 Bn. as part of 14 Inf Bde. is holding a defensive position from Flat Rocks to Woniara Point.
2. No.1. Pl. sector is @-  
Right. (incl) M5 c 47 - L 7 a 92  
Left (excl) M5 a 69 - L 3 c 97.
3. No.1 Sec. is occupying a position north of BELLAMBI POINT as shown on sketch.

NARRATIVE.

4. A successful landing having been made by NORTHLAND forces with which Australia is at War, No.1. Pl. has been compelled to withdraw in accordance with a prearranged plan.

5. The plan provided for Coy. H.Q. in Copse southeast of WOONONA SIDING.

6. Essential parts of Pl. Comdrs orders were as follows :-
  - (a) 4 Sec. will be the reserve sec. at Pl. H.Q.
  - (b) 1 Sec. will commence to withdraw at Z plus 10 mins.
  - (c) 1 Sec. will Rv. at GROVE. which is Pl. H.Q.
  - (d) When Pl. has rd. at GROVE, Pl. will withdraw to Coy. H.Q. at SOPSE.
7. 1 Sec. was given the following instructions and information :-
  - (a) 1 Sec will withdraw from its position along fence to intersection of railway line, then along side of railway line to TANNERY Through TANNERY and along bushes to GROVE.
  - (b) The Sec. must have completed the withdrawal by Z plus 20 mins.



RIFLE SECTION WETHDRAWAL.

E.S. NOTES.

The enemy will be represented by troops with white arm bands and hat bands.

The exercise is intended to bring out certian lessons as set out on page 2., and also the Sec. Comdrs. sequence of orders etc.

The line of withdrawal for the section is as follows :-

The Sec. will withdraw from its position due West until the tramline is reached. Crossing over the line, a small ravine is reached from which observation of the enemy may be maintained without risk of detection. The tramway line will then be followed, the sec. withdrawing between the tramway line and the blackberry bushes on the right, which gives excellent cover from the beach. The line will be crossed at the tannery gates, and the sec. will cut through to the left side of the tannery, and from there up the Grove.

POINTS. TO NOTE.

1. Whether the line of withdrawal has been reced.by the Sec. Comdr. and if so, how and when.
2. Whether the Sec. Comdr, clearly indicates to the Section the line of withdrawal so that no confusion will take place.
3. Whether the Sec. Comdr indicates who will withdraw first, and whether anyone is detailed to keep up the fire to cover the withdrawal of the main body.

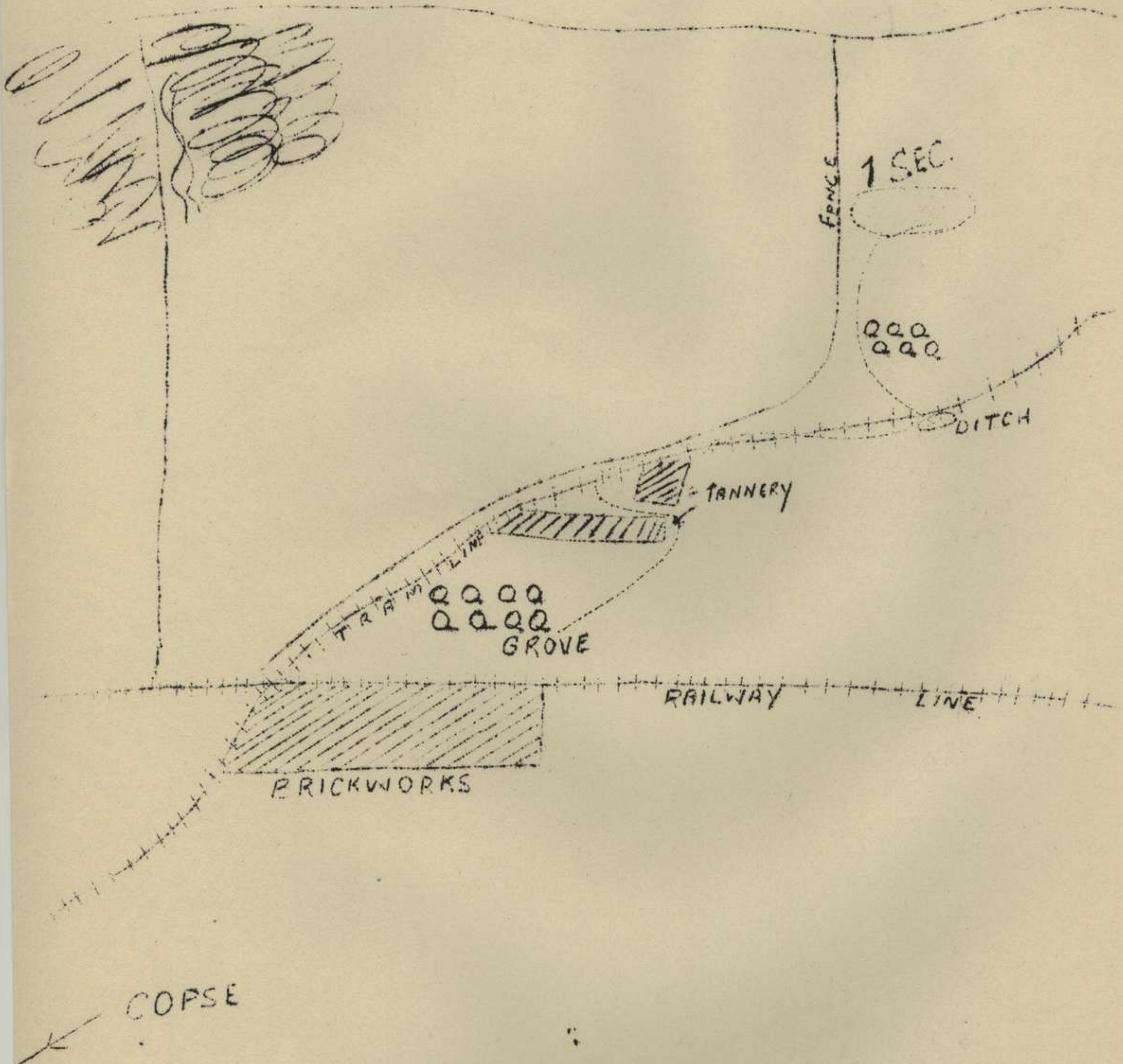
The withdrawal from the tannery gates to the grove should be made at the double, as the tannery will no doubt be ranged by the enemy and no good purpose can be served by slowly withdrawing from this point. This is important, as had the Sec. Comdr. made a careful recce. he would have noticed that the route through the tannery was invisible to the enemy and therefore a quick withdrawal could be made from this point.




PACIFIC

OCEAN

B E A C H



SCALE 50 yds to 1 inch





Page. 1.  
Copy No.....

55/53 BATTALION - CAMP 1939.

TACTICAL EXERCISE WITH TROOPS.

SECTION WITHDRAWAL

REFERENCE MAP.

LOCAL SKETCH 16" = 1 Mile.

VICINITY

WOONONA AREA "A"

DATE

8 FEB 39.

PREPARED BY.

LIEUT. D.E.BOWMAKER.



SECTION WITHDRAWAL.

Object.

To exercise the Section in the action of a withdrawal by day.

Lessons to brought out.

- (a) When withdrawing on a timed programme the Comdr. of the force lays down definite times up to which certain positions are to be denied to the enemy . I.T. Vol II sec. 32. 8.
  - 9(b) The positions selected(during the withdrawal) should be those from which it is easy to withdraw unobserved from ground and air, and which afford concealment. I.T. Vol II Sec. 32/ 8
  - (c) It is important that the enemy should remain in ignorance as long as possible of the commencement of the withdrawal. I.T. Vol II Sec. 32. 13.
- 

Narrative

1. The 55/53 Bn. is holding a defensive position the line of the WESTERN SIDE OF WOONONA BEACH facing EAST between COLLINS ROCK and BELLAMBI PIER with two Coys. fwd. and one in reserve.
2. "A" Coy. right, has three pls. fwd. and one in reserve.
3. 3 Pl. is on the right of Coy. Coy's right boundary is BENT TREE-BRICK SIDING.
4. 12 Sec.(reserve) in position MARSHY HOLLOW.
5. Following Naval bombardment at 0400 hrs. on 8 Feb. enemy attacked in considerable force and C.O. 55/53 Bn. ordered general withdrawal to positions indicated on MAIN SOUTH COAST RLY. Troops to deny present positions until 0530 hrs.
6. Included in Pl.Comdr. orders were:-
  - (a) No withdrawal of fwd. troops before 0520 hrs.
  - (b) 12 Sec. to cover withdrawal of fwd. troops.
  - (c) 12 Sec. to be at Pl.Rendezvous by 0540 hrs.
  - (d) Pl.Rendezvous at GROVE.
7. After recce. 12 Sec. Comdr. issues orders as follows:-
  - (a) Line of withdrawal by way of FENCE- T'WAY - TANNERY -GROVE.
  - (b) Sec. rendezvous at TANNERY GATE on T'WAY.
  - (c) Sec. to commence thinning out at 0525 hrs. and complete by 0530 hrs.



Narrative. Contd.

Note.

It is to be noted that normally the reserve Sec. of Pl. would withdraw first and proceed straight to Pl. R.V. But in order to make the best use of ground available, the procedure outlined in narrative has been adopted.

---

APPROXIMATE TIMETABLE AND FORECAST OF EVENTS.

<u>TIME.</u>	<u>EVENT.</u>
Z - 10	: Sec. Comdr. issues orders.
Zero	: Fwd. troops commence thinning out.
Z + 15	: Withdrawal of Fwd. troops complete and 12 Sec. commence thinning out.
Z + 20	: 12 Sec. rendezvous at TANNERY GATE.
Z + 25	: 12 Sec. reaches Pl. rendezvous.

---

INSTRUCTIONS TO UMPIRES.

Own Troops. Points to note.

Particularly note issue of orders by Sec. Cmdr.- how describes rendezvous - how Sec. acts on his orders. Method used to thin out troops, when Sec. Cmdr. leaves position, whether Sec. Comdr. makes provision for attack during withdrawal, what action is taken at Sec. rendezvous.

Enemy Points to Note.

Note action of Sec. Comdr. of "Enemy Sec." on commencement of withdrawal - observe control over Sec. - types of fire orders given whether any attempt is made to harass Sec. as it withdraws.

---

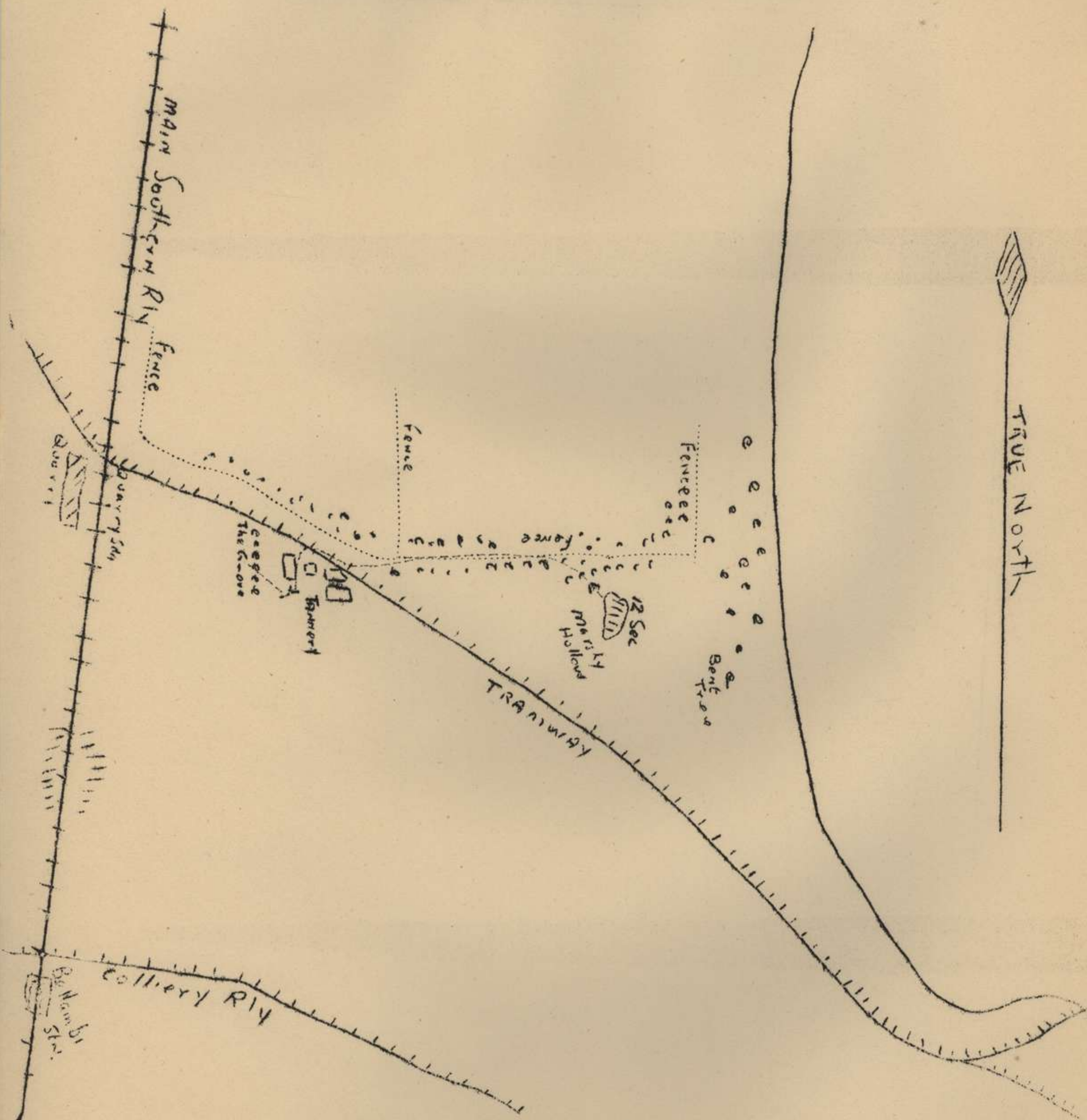
D.S. NOTES.

Sec. Comdr. on receipt of orders from Pl. Comdr. must carry out quick and thorough recce. Hold his section well in control at all times - steady the men during critical time of withdrawal. Select good line of withdrawal offering concealment from enemy and aircraft. Sec. must carry out withdrawal strictly to timetable.  
sec. Comdr. must make provision for local protection and for guiding men to Sec. Rendezvous.

---



# Section - Withdrawal





Page. 1.  
Copy. No.....

55/53 BATTALION.      CAMP 1939.

TACTICAL EXERCISE WITH TROOPS.

L.M.G. SECTION IN DEFENCE.

REFERENCE MAPS.

WOLLONGONG 1" = 1 Mile.  
Sketch 8" = 1 MILE.

VICINITY

WOONOMA.

DATE

7 Feb '39.

PREPARED by

LIEUT. B.C.F. MILLER M.M.

A.O.



TACTICAL EXERCISE WITH TROOPS.

L.M.G. SECTION IN DEFENCE.

OBJECT. To teach and exercise a L.M.G. Section in some of the duties whilst in a defensive position.

LESSONS TO BE TAUGHT.

1. Sections must be so placed that each is able to assist at least one other Section by firing across its front or past its flanks when the attack reaches close quarters.  
I.S.L. Sec. 44,3 (1)
2. The Section weapons are placed so that they can actually fire on the ground allotted. The Sec. Comdr, must therefore select the positions of the weapons with his eye close to the ground.  
I.S.L. Sec. 46. 1.
3. Having explained to the Sec. the general position and the situation of Pl. H.Q. and of the neighbouring Sec posts the Sec. Comdr. should rehearse STAND TO to make certain that each man knows his position and duties. He should question the men from time to time and make sure that they understand the orders and names of the prominent landmarks. The personnel of the Sec Post should study the ground in the vicinity of the post so that they can find their way about in the dark if necessary.  
I.S.L. Sec. 48.

NARRATIVE?

1. On the morning of 6 Feb, an Australian Warship had wirelessly sighted that enemy transports had been sighted two days sail east of the coast and moving in a westerly direction, evidently with the intention of landing on the eastern Australian Coast.
2. As part of the general beach defence scheme 5 Pl. as centre Fwd. Pl. of B Coy. was ordered to take up a defensive position east of Brickfields. the belt of F.D.L's, being given as a line about 50 yards from the sea.
3. The Pl. was to be in occupation by 1500 hrs. on 7 Feb.



L.M.G. SECTION IN DEFENCE.

Pl. Comdr's PLAN.

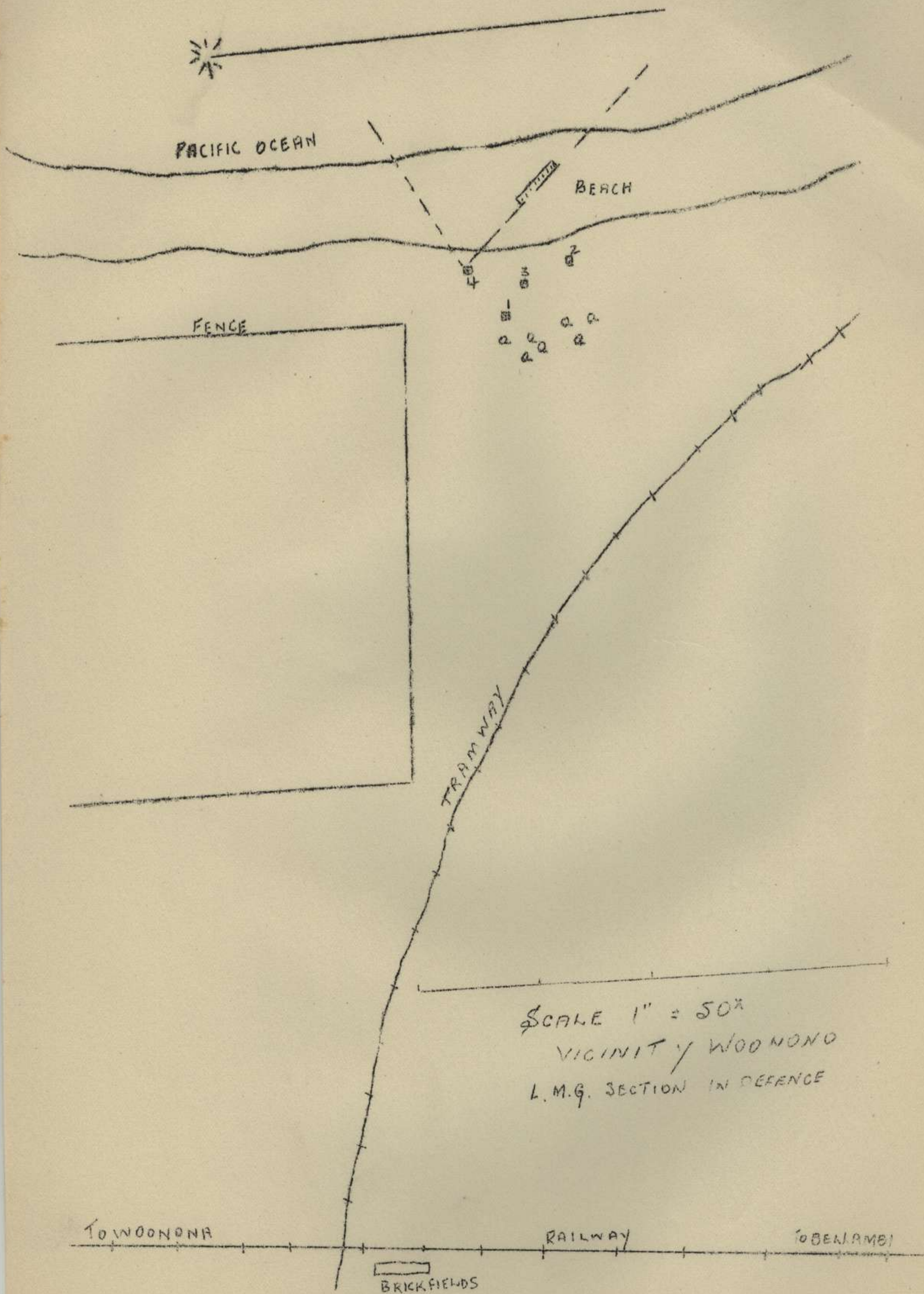
4. The Pl. Comdr No. 5. Pl. decided to occupy the position with three Secs. Fwd.; No. 2 right, 3 centre, 4 left and 1 reserve.
5. The Pl. having been brought to a point within a hundred yards of the position the Pl. Comdr halted and rested the men. Calling the Sec. comdrs he went forward to select and point out the Sec Positions.
6. The Pl. Comdr issued his orders and to No. 4 Sec Comdr gave the following information:-
  - (a) Arc of fire of the Section.
  - (b) Special fire task - to support 3 and 2 Secs by firing across their front.

INSTRUCTIONS TO UMPIRES.

POINTS TO NOTE.

1. Whether the Sec Comdr makes arrangements for carrying out night firing by placing a piece of stick in front of the position as an aiming mark, care being taken to keep within the allotted arc.
2. Whether the gun is sighted with the eye to the ground to obtain a good field of fire, and whether a range card made out.
3. Whether each man has studied the ground in the vicinity of the post.
4. Gun should be in position and loaded by night. By day they may be concealed but ready for instant action.
5. No man to leave his position without permission of the Sec. Comdr.
6. Arrangements for rifle inspection. No more than one man to be cleaning his rifle at the same time.
7. Arrangements for care of feet and sanitation.
8. Rehearse STAND TO.
9. Post double sentries at night.
10. Work out a Sentry roster.
11. Fix Bayonets at night.
12. Give information about patrols which may be going out at night.







Page 1

Copy.No...

55/53 BATTALION - CAMP 1939.

TACTICAL EXERCISE WITH TROOPS.

L.M.G. IN DEFENCE.

REFERENCE MAPS.

WOLLONGONG 1" = 1 Mile.

LOCAL SKETCH 1" = 50 yds.

VICINITY

WOONONA

AREA "B"

DATE

6 FEB. 39.

PREPARED BY.

LIEUT. A.S.HILLEN



## L.M.G. IN DEFENCE.

### Object.

To teach and exercise a L.M.G. section in the occupation of a section post in defence.

### Lessons to be taught.

1. The selection of a fire position for any task depends on:-
  - (1) A good view of the ground or target to be covered by fire.
  - (2) Cover for the section, from the ground and air observation and from fire.
  - (3) Ability to use its weapons freely.
  - (4) Ability to approach the position under cover.  
I.S.L. Sec. 13 (1).
2. As soon as the section is dug in, and the orders have been given, the section Comdr. must organise the routine to be followed while the section is in position. I.S.L. Sec. 48 (4).

### Narrative.

Enemy transports have been sighted about 3 days sail from WOLLONGONG and it is expected a landing will be attempted on the SOUTH COAST. The 14 Inf. Bde. is occupying a defensive position from WANIORA POINT to BELLAMBI POINT.

"A" Coy. 55/53 Bn. has been allotted the SOUTHERN END of WOONONA BEACH with No 1 Pl. as LEFT fwd platoon.

No 2 sec. has been ordered to occupy a section post near the end of fence about M5 c 49. ( 1205 hrs 7 Feb. 39)

### Section Task.

As no 2 sec is left fwd. sec., the main task is to cover Pl. front. Special task to protect No 1 Sec. "D" support Coy. which is in position 150 yds. NORTH.  
Section to be dug in by 1200 hrs. 8 Feb 39

### Points to note.

1. Approach to site of section post.
  - (1) Whether sec. comdr. after having been given the area in which he will take up his position, makes a recce. of the ground and approaches to same from assembly area.
  - (2) Manner in which Sec, Comdr. organises the sec. to draw tools and leads sec. to sec. site.
2. Selection of L.M.G. position is of vital importance, as the fire support of the section is very reduced if the gun is in such a position that the fire is masked by dead ground.
3. The manner in which the sec. is organised for the work of digging the weapon pits and if a work table is prepared.  
A sentry should be posted to watch for aircraft and ships.
4. The section Comdr. should recce. lines of withdrawal.
5. Contact should be made with the M.G. section and other sections of the platoons.

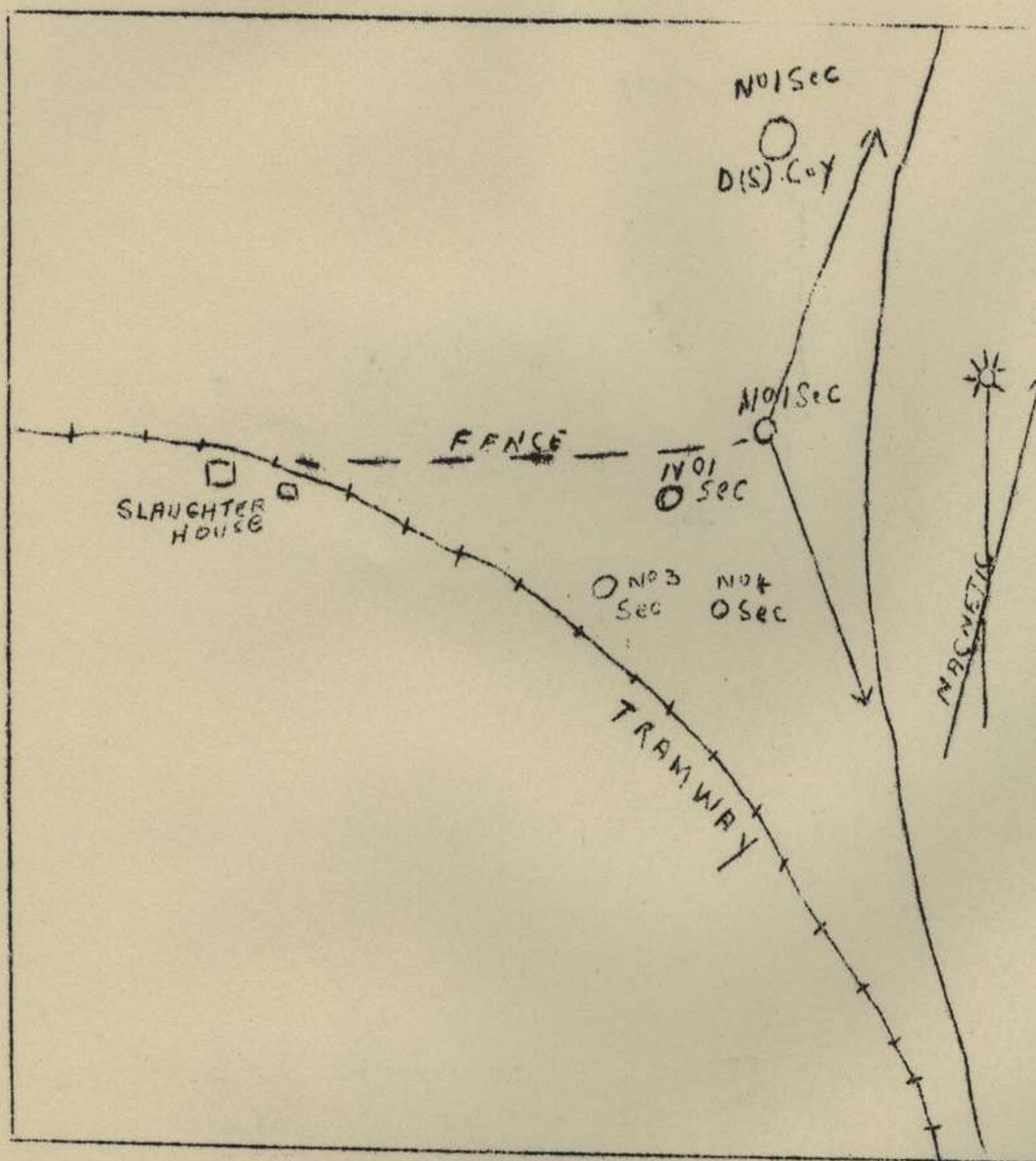


D.S. NOTES.


1. In selecting site for section post it is essential the L.M.G. can cover all the ground in the area allotted to the section by the Pl. Comdr. As the section is to dig in, the ground should be suitable, and selected with view to cover from ground and air.
2. As the ground in the area allotted to this section is sandy, one pick and three shovels should be sufficient. The arrangement should be, one sentry, four men digging, two resting, and men working relays of two hours on and one hour off.
3. Trench to be dug as laid down in I.S.L. sec. 47.
4. The area in the rear of the section position is fairly well covered with scrub and will enable section to withdraw with reasonable safety.



L. M. G. IN DEFENCE.



LOCAL SKETCH App. 1" = 50'



R. S. HILLEN. LT.



Page 1.  
Copy. No.....

55/53 BATTALION. CAMP 1939.

TACTICAL EXERCISE WITH TROOPS.

PLATOON IN BEACH DEFENCE.

AREA "A"

REFERENCE MAP.

WOLLONGONG 1" =  $\frac{1}{2}$  mile.  
Sketch 8" = 1 mile

VICINITY

BELLAMBI

11 FEB. 1939.

Prepared by

Capt. A.L.CULLEN.



PLATOON IN BEACH DEFENCE.

OBJECT.

To teach a platoon the method of preparing a defensive position for BEACH DEFENCE.

LESSONS.

- (1) The Pl. Comdr will ensure that Section Posts are mutually supporting and sufficiently near each other to enable him to exercise control but not so concentrated as to make a vulnerable target for enemy artillery.  
I.T. Vol. 11. §. 1.
- (2) Whatever its task the Pl. must be posted so as to gain the greatest degree of concealment from observation.  
I.S.L. Sec.44. (2) (i)

NARRATIVE.

(1) A state of War has existed between Australia and Eastland for some time and information was received that a large convoy of enemy transports is steaming toward N.S.W. Coast.

In consequence the occupation of the coast between JERVIS BAY and NEWCASTLE has been ordered with a view of preventing a landing in that area.

(2) The 14 Inf Bde. is charged with the defence of the Coast SOUTH of SYDNEY to (excl) FLAT ROCK M9D17 with 5 Bde on South of the 14 Bde. The dispositions of the latter are :-

3 Bn. (excl) FLAT ROCK (excl) BELLAMBI POINT.  
55/53 Bn. (incl) BELLAMBI POINT to (incl) WANIORA POINT.  
56 Bn. (Reserve) about foot of Bulli Pass in area E 20.

(3) 14 Fd Bde. is in support of 14 Inf Bde and has taken up positions from whence the fire of the whole Bde can be brought on to the 55/53 Bn. Area if necessary.

(4) "B" Coy. has been allotted area (Excl) BELLAMBI POINT to (excl) M5C47. The plan for the Coy. defence was co-ordinated by Coy. Comdr. Dispositions of "B" Coy being 3 Pls. Fwd. and one reserve as shown.  
RIGHT. 5 Pl. BELLAMBI POINT to LITTLE BELLAMBI POINT.  
CENTRE. 6 Pl. LITTLE BELLAMBI POINT to LAGOON BRIDGE (both excl)  
LEFT 7 Pl. LAGOON BRIDGE to M5C47.  
Belt of F.D.Ls. M5C47. LAGOON BRIDGE - LITTLE BELLAMBI POINT.

(5) The Coy. Comdr ordered that 6 Pl. localities should be dug in, Wired, and provided with overhead cover.

NOTE. For the purpose of this exercise only one Sec. Post may be completed per Pl.

APPROXIMATE SEQUENCE OF EVENTS.

ZERO	TROOPS at Assem. Area have exercise explained.
Z + 10 mins.	Coy. Comdrs orders issued by Director.
Z + 15 mins	Pl. Comdrs. Recce. and orders.
Z + 30 mins	Sec. Comdrs orders.
Z + 35 mins.	Occupation commences.
Z + 65 mins.	Weapon Pits Completed.
Z + 300 mins.	Fire trench completed.
Z + 330 mins	Wire entanglements erected.
Z + 375 mins	End of exercise.
Z + 380 mins	Conference and criticism.



PLATOON IN BEACH DEFENCE.

MATERIALS REQUIRED.

Picks	4.
Shovels.	16.
Sand Bags	800.
Pliers	1 Pr.
Windlassing Sticks	10
Pickets Long	20
"      Short	40
Coils 130x Barb Wire	7
Blank Ammn.	300 Rds.

INSTRUCTIONS TO UMPIRES.

- (1) Information. The following papers are for your information.
  - (a) Object of exercise and lessons.
  - (b) Narrative and plan of defence.
  - (c) Approx. Sequence of events.
- (2) Control. Director.....
- (3) Conference. A conference to be held on ground prior to exercise date and time to be notified later.
- (4) Points to note.
  - (1) All orders issued - Sequence and time.
  - (2) Action of Sec. Comdr. in preparing posts and allotment of tanks - posting of sentry.
  - (3) Sequence of work carried out.
  - (4) Correct sequence of tasks.
- (5) Report. A continuous flow of reports should be forwarded to the Director from the umpires. Each umpire will make his report in duplicate and retain a copy himself.



PLATOON IN BEACH DEFENCE.

D.S. NOTES.

Object. To exercise a Rifle Platoon in Beach Defence, to prevent an enemy landing on BELLAMBI BEACH (Mainly construction of Sec Posts)

Lessons. The lessons intended to be taught are the method of siting Sec. Posts so that they will be mutually supported.

ACTION OF PL. COMDR. ON RECEIPT OF HIS ORDERS.

He would proceed on his recce with his Sec Comdrs. leaving his Pl. Sjt. to take the Pl. to the Assy. position. Make his appreciation and issue his orders.

Suggested Pl. Comdrs. Orders (Verbal)

Information.

An enemy force is expected to reach here from an easterly direction in approx. two days. "B" Coy. is to hold a line on BELLAMBI BEACH from BELLAMBI POINT to M5C47 with :-

- 5 Pl. BELLAMBI POINT - LITTLE BELLAMBI POINT.
- 6 Pl. LITTLE BELLAMBI POINT - LAGOON BRIDGE (both Excl)
- 7 Pl. LAGOON BRIDGE to M5C47.

INTENTION.

6 Pl. will occupy and hold area LITTLE BELLAMBI POINT - LAGOON BRIDGE (both excl)

METHOD.

Forward Secs. Right 2 Sec. Right of Sector. Task - to fire NORTH along BELLAMBI BEACH.

Centre 3 Sec. Task - Fire on front.

Left. 4 Sec. Task - Fire SOUTH along BELLAMBI BEACH.

Reserve 1 Sec. on RAILWAY EMBANKMENT - WEST of Fwd. Secs. ROLE = Counterattacks.

ADMINISTRATION. All secs. will dig fire trenches then erect Double apron fence around their posts. Tools will be dumped at RAILWAY EMBANKMENT WEST of position.

INTERCOMMUNICATION. Pl. H.Q. with Reserve Sec.

PRIORITY OF WORK.

(a) Siting of weapons. Sec. Comdrs. under supervision of Pl. Comdrs will tape and spitlock their respective Sec. posts.

The most suitable type of post for this position is shown in I.S.L. page 67- Fig. 1. Tools would be dumped at Pl. H.Q. and would be allotted to Secs. there.

(b) DIGGING FIRE POSITIONS.

TASKS.

(1) Construction of weapon pits.  $\frac{3}{4}$  6' long 4'-6" deep. 3'-6" at top and 3' at bottom with a parapet 5' thick, slopes 4 in 1 and revetted with sand bags.

(11) Connect weapon pits.

(111) Widen trench to 6'-6" at top, 5' at bottom and porados 2'-6" will be constructed and also construct fire step 2' wide.

(1V) Deepen to 6'-2" and drain.

Time will not permit connecting up posts etc. and wiring.



Page. 1.  
Copy.....

55/53 BATTALION.      CAMP 1939.

TACTICAL EXERCISE WITH TROOPS.

PLATOON OCCUPYING A DEFENSIVE POSITION BY NIGHT.

AREA "A".

REFERENCE MAP

WOLLONGONG 1" = 1 mile.  
Sketch 8" = 1 mile.

VICINITY

BELLAMBI.

†† FEB. 1939.

Prepared by.

Capt. A.J. Cullen.



PLATOON OCCUPYING A DEFENSIVE POSITION BY NIGHT.

OBJECT.

To exercise a platoon in the occupation of defensive position by night.

LESSON.

(1) Night March of a platoon responsible for its own protection,  
F.S.R. Vol. 2 Sec. 77 3. (A).

(2) Success in night operations depends largely on developing by training a Night sense. Troops accustomed to work at night acquire confidence which strengthens their morale and initiative and removes many of the difficulties at first experienced under conditions of darkness.

I.T. Vol. 11. Sec. 40. 1

NARRATIVE.

(1) A state of War has existed between Australia and Eastland for some time and information was received that a large convoy of enemy transports is steaming towards N.S.W. coast.

In consequence the occupation of the coast between JERVIS BAY and NEWCASTLE has been considered with a view of preventing a landing in that area.

(2) The 14 Inf. Bde. is charged with the Defence of the Coast SOUTH of SYDNEY to (Excl) FLAT ROCK M9D17 with 5 Bde. on SOUTH of the

14 Bde. The dispositions of the latter are :-

3 Bn. (excl) FLAT ROCK (excl) BELLAMBI POINT.

55/53 Bn. (incl) BELLAMBI POINT to (incl) WANIORA POINT.

56 Bn. (Reserve) about foot of BULLI PASS in area E 20.

3. 14 Fd. Bde is in support of 14 Inf Bde and has taken up positions from whence the fire of the whole Bde. can be brought on to the 55/53 Bn. area if necessary.

4. "B" Coy. has been allotted area (excl) BELLAMBI POINT to (excl) M5C47. The Plan for the Coy. defence was co-ordinated by Coy. Comdr. Disposition of "B" Coy. being 3 Pls. Fwd. and one reserve as shown.

Right. 5 Pl. BELLAMBI POINT to LITTLE BELLAMBI POINT.

Centre. 6 Pl. LITTLE BELLAMBI POINT to LAGOON BRIDGE (both Incl)

Left. 7 Pl. LAGOON BRIDGE to M5C47.

Belt of F.D.Ls. M5C47 LAGOON BRIDGE = LITTLE BELLAMBI POINT.

5. The Coy. Comdr ordered that 6 Pl. Locality should be dug in, wired, and provided with overhead cover.

NOTE. For the purpose of this exercise only ONE Section Post may be completed per platoon.

APPROXIMATE TIME TABLE OF EVENTS.

1915 Hrs.	Pl. Fall In. Camp Site and exercise explained.
1935 hrs.	Pl. Comdrs orders issued.
1955 hrs.	Advance guard moves off.
2000 hrs.	Advance Guard passes WOONONA SIDING.
2040 hrs.	Advance Guard reaches M9A46.
2045 hrs.	Platoon deployed and moves to Sec. Posts.
2100 hrs.	Platoon arrives at Sec, Posts and spitlocks Sec. posts.
2145 hrs,	Exercises completed.



PLATOON OCCUPYING A DEFENSIVE POSITION BY NIGHT.

INSTRUCTIONS TO UMPIRES.

1. CONTROL.

DIRECTOR.....

2. CONFERENCE.

A conference will be held on ground prior to exercise -  
11 Feb. time to be notified.

3. POINTS TO NOTE.

- (1) Procedure in Platoon moving off.
- (2) All Orders issued.
- (3) Discipline during march and formation.
- (4) Direction and formation while moving through WOOD.
- (5) Posting of sentries.
- (6) Action of Sec. Comdrs when they have reached their positions
- (7) Spitlocking.

4. REPORTS. Notes to be made and handed to director at conclusion of exercise.

D.S. NOTES.

OBJECT.

To exercise a Rifle Platoon in occupying a defensive position at night.

LESSON

The lesson intended to be brought out is the difficulties of finding direction and working at night.

ACTION OF PL. COMDR. ON RECEIPT OF HIS ORDERS.

INFORMATION.

An enemy force is expected to reach here from an easterly direction in approximately one day. "B" Coy. is to hold a line on BELLAMBI BEACH from BELLAMBI POINT to M5C47 with :-

- 5 Pl. BELLAMBI POINT - LITTLE BELLAMBI POINT.
- 6 Pl. LITTLE BELLAMBI POINT - LAGOON BRIDGE (both excl)
- 7 Pl. LAGOON BRIDGE - to M5C47.

INTENTION.

6 Pl. will occupy and hold area Little BELLAMBI POINT - LAGOON BRIDGE (both excl)

METHOD.

Van Guard. 1 Sec. will be Van Guard to the Platoon on the march from Camp site to defensive position and will pass WOONONA SIDING at 2000 hrs. Route as shown on sketch.

The dispositions for defence - Forward Sections- Right 2 Sec. Right of Sector. Task - to fire North on BELLAMBI BEACH. Centre. 3 Sec. Task- fire on front. Left 4 Sec. Task- Fire SOUTH on BEACH. Reserve. 1 Sec. Task- Counter attack.

ADMINISTRATION.

All Secs. will spitlock their positions only.  
Tools will be dumped at RAILWAY EMBANKMENT WEST of Position.

INTERCOMMUNICATION.

Pl. H.Q. will be with reserve Sec.

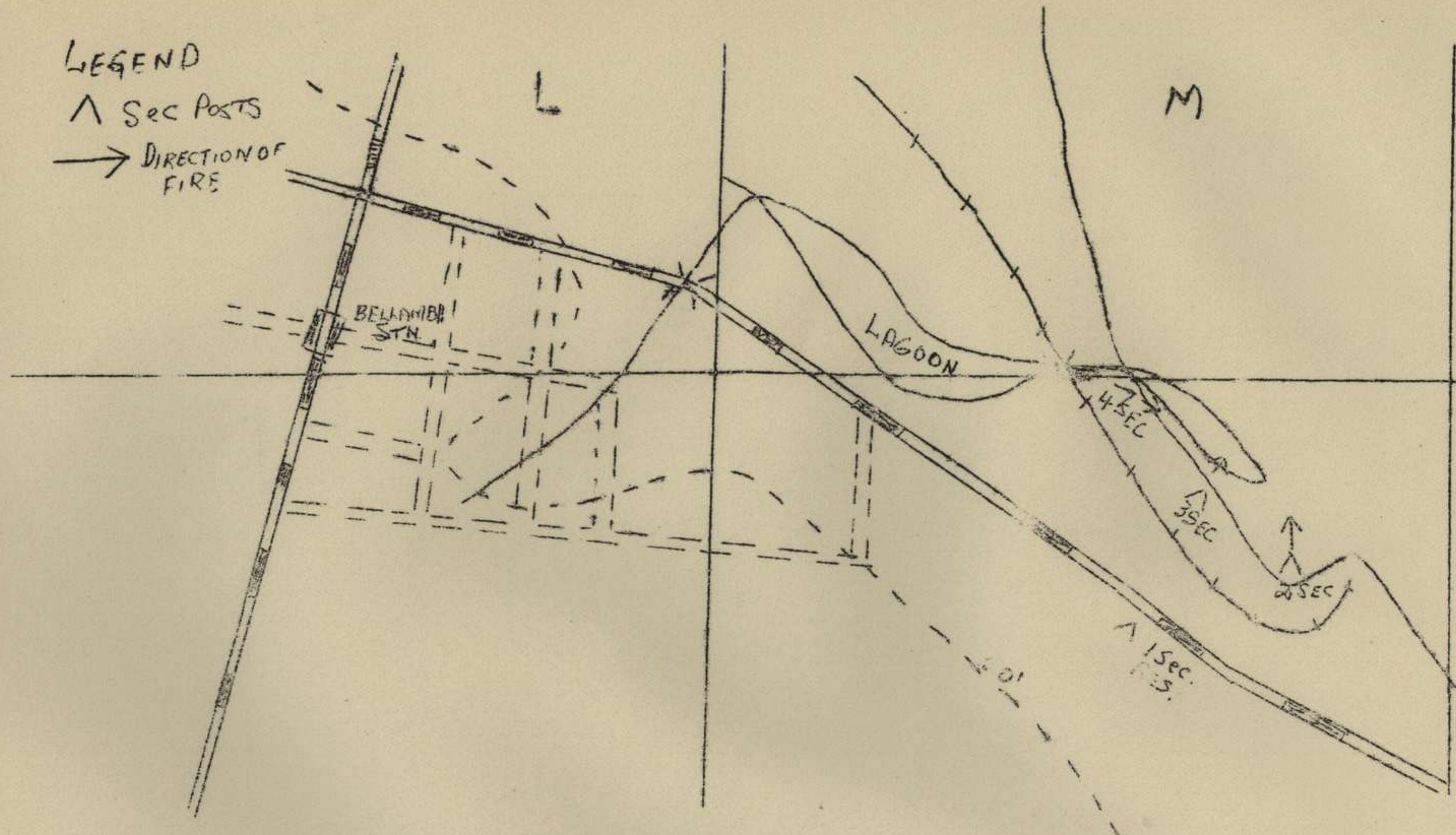


# PLATOON IN DEFENCE

## LEGEND

△ Sec Posts

→ DIRECTION OF FIRE



0 1 2 3 4 5 6 7 8 9 1000 yds

SCALE 8" = 1 MILE

CAPT. A. L. CULLEN



Page. 1.

Copy No.

55/53 Battalion CAMP 1939.

TACTICAL EXERCISE WITH TROOPS.

PLATOON IN WITHDRAWAL.

REFERENCE MAP

WOLLONGONG 1" = 1 Mile.

SKETCH 8" = 1 Mile.

VINICITY

BELLAMBI.

DATE

.....FEB.'39.

PREPARED BY

CAPT. A.L.CULLEN.



TACTICAL EXERCISE WITH TROOPS.

PLATOON IN WITHDRAWAL.

OBJECT.

To exercise a rifle platoon in the withdrawal from close contact with the enemy.

LESSONS.

Whatever the method adopted a running fight must be avoided at all costs. I.T. Vol.II. Sec 32 (12)

NARRATIVE.

SITUATION.

- (1) 55/53 Bn. is holding a defensive position on BELLAMBI BEACH as part of 14 Inf. Bde. Sector.
- (2) "B" Coy Sector is the southern end of BELLAMBI BEACH.
- (3) 5 Pl. is occupying a position from LAGOON BRIDGE M9 A 5.95 to SOUTHERN END of BEACH M9R.8.7.

NARRATIVE.

- (4) Due to a landing by enemy the Bn has been compelled to to withdraw in accordance with a prearranged plan.
- (5) The plan of withdrawal provided for assembly area for "B" Coy WEST of, BELLAMBI STATION.

Essential parts of Coy. Comdrs. orders as affecting 5 Pl. are

- (a) At zero 6 PL. will move to a covering position
- (b) Z + 15 forward platoons of which 5Pl. is one will commence to thin out.
- (c) Rear parties to clear BELLAMBI STATION by Z + 65
- (6) 5 Pl. Comdr. selected his line of withdrawal as WEST from his position to corner of WOOD and then as shown on sketch.
- (7) At Z + 15 5 Pl. started to thin out and withdrew to Coy. Assembly Area.

APPROXIMATE SEQUENCE OF EVENTS

Z	Pl. occupies position.
Z + 15	Pl. in position - 2 Sec. commence to move to WOOD.
Z + 20	3 Sec. move to Pl. R. V.
Z + 35	3 Sec. arrives Pl. R. V.
Z + 50	Rear parties arrive Pl. R. V.
Z + 65	Pl. arrives Coy. R.V.
Z + 70	Pl. assembles for D.S. solution.
Z + 85	Conclusion of exercise



PLATOON IN WITHDRAWAL.

INSTRUCTIONS TO UMPIRES.

The following are attached for your information :-

- (1) Object of exercise and lessons to be taught.
- (2) Narrative and plan of withdrawal.
- (3) Sequence of events.

CONTROL.

Director.....	Umpire No. 1 Sec.....
	" " 2 " .....
	" " 3 " .....
	" " 4 " .....

CONFERENCE.

A conference of Umpires will be held on the ground prior to the exercise.

POINTS FOR NOTICE.

- (1) Orders issued and sequence of same
- (2) Method of thinning out and time taken.
- (3) Observe Section formations
- (4) Arrangements for disposing troops under cover at Pl. H.Q.

REPORTS.

A constant flow of Umpires reports in duplicate should be forwarded to Director during exercise.

D. S. NOTES.

LESSON.

- (1) In withdrawal, time should be co-ordinated and a section placed in a position to retard an enemy advance and thereby avoiding a running fight.

This area does not lend itself to very suitable positions for support other than L.M.Gs. on our flanks but a L.M.G. will be of some use if posted on RAILWAY EMBANKMENT immediately WEST of Sec. posts.

If lines of withdrawal are not chosen so as to give cover from ground and air, the enemy will have observation and be able to break up a co-ordinated withdrawal.

In this exercise the WOOD affords excellent cover, but when clear of WOOD the only protection from observation is by moving on the sides of the roads.

- (11) ACTION OF PLATOON COMDR. ON RECEIVING HIS ORDERS.

When first occupying the position the Pl. Comdr. would have received lines of withdrawal for his Pl. in case he was forced to withdraw so he would need only to make his appreciation and issue his orders.

INFORMATION.

An enemy force has landed on BELLAMBI BEACH and "B" Coy. will withdraw in accordance with a prearranged plan.

INTENTION.

5 Pl. will withdraw to WEST of BELLAMBI STATION.



D. S. NOTES (CONTINUED)

METHOD.

Reserve Sec. will cover withdrawal of 5 Pl.  
 1 Sec. will deny position to enemy until Z + 40  
 Forward Secs. commence to thin out at Z + 15  
 Zone of F.D.Ls. to be denied until Z + 40.  
 Reserve Sec. will move complete to Pl. Assembly Area at Z + 40  
 Rear parties to be WEST of BELLAMBI STATION by Z + 65.  
 Zero.....hrs.  
 Lines of withdrawal WEST through WOOD to ROAD JUNCTION M9.26 -  
 along road to L12B58 then NORTH to STATION ROAD.  
 Pl. H.Q. withdraws at Z + 35.

MATERIALS REQUIRED.

S.A.A. Blank	250 rds
Rattles	2
Flags Red	4
Flags Blue	4

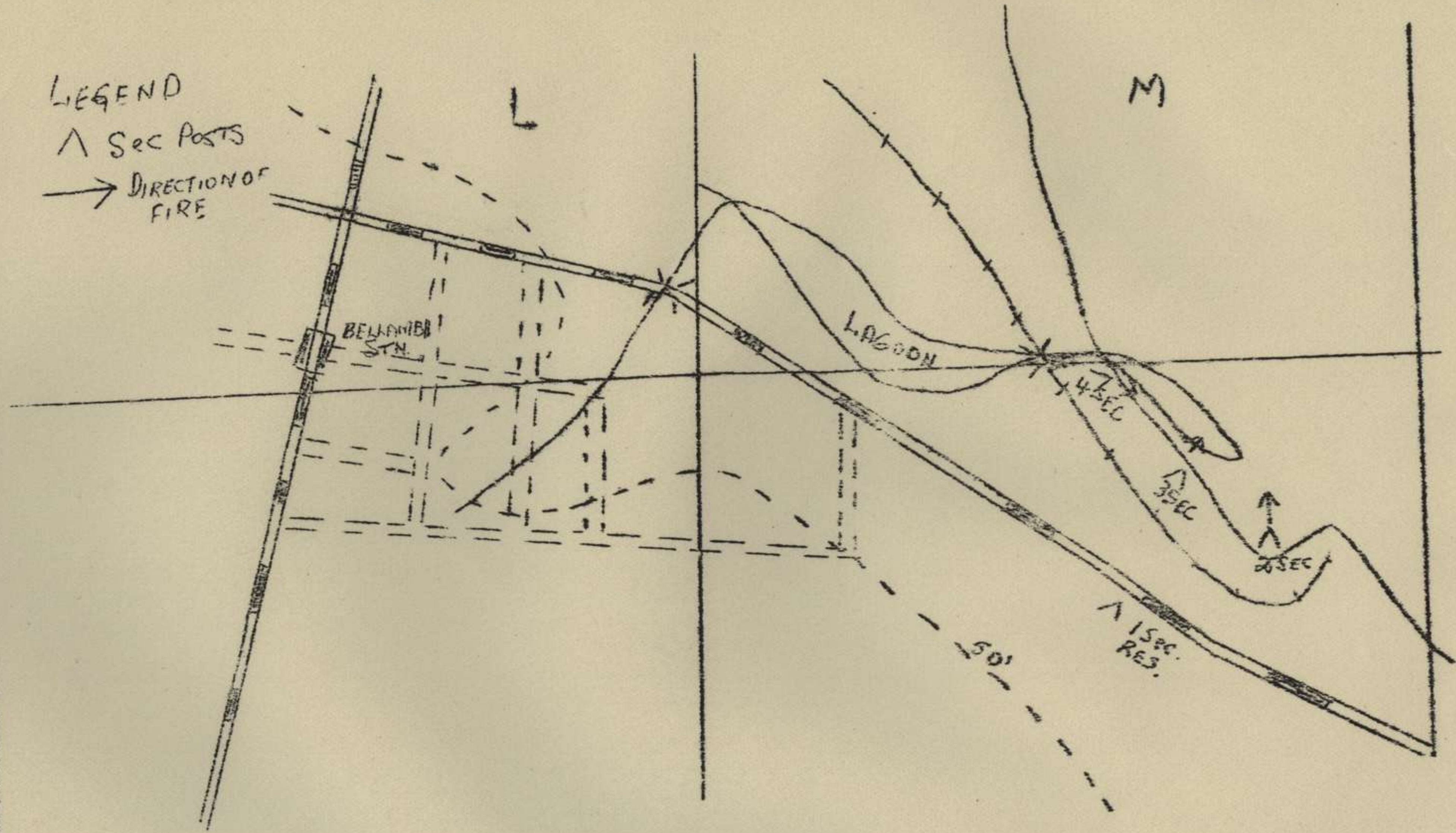


# PLATOON IN DEFENCE

LEGEND

△ Sec Posts

→ DIRECTION OF FIRE



0 1 2 3 4 5 6 7 8 9 1000 yds

SCALE 8" = 1 MILE

CAPT. A. L. CULLEN



Page 1

Copy No.....

55/53 BATTALION CAMP 1939.

TACTICAL EXERCISE WITH TROOPS.

PLATOON IN COUNTER-ATTACK.

REFERENCE MAPS

WOLLONGONG 1" = 1 MILE

LOCAL SKETCH 8" = 1 MILE.

VICINITY

WOONONA

AREA B

DATE

10 FEB '39.

PREPARED BY

LIEUT. A. S. HILLER.



TACTICAL EXERCISE WITH TROOPS.

PLATOON IN COUNTER - ATTACK.

O B J E C T .

To exercise a platoon in counter-attack and teach :-

- (1) In counter-attack speedy action is necessary.
- (2) Flanking attack is desirable.
- (3) Once launched counter-attacks must be carried through with great resolution.

LESSONS TO BE BROUGHT OUT.

- (1) When under fire the sight of an attack continuing steadily in spite of fire will tend to undermine the enemy's confidence. I.S.L. Sec. 55 (5).
- (2) L.I.G. sections should take full advantage of covered approaches, in order to get as close to the objective as possible; by doing so they will be in the best position to cover the final stages of the attack by fire if it is needed, or, if not, to take part in the assault themselves.

REFERENCE MAPS

WOLLONGONG 1" = 1 MILE.  
LOCAL SKETCH 8" = 1 MILE.

NARRATIVE.

- 1... "A" Coy 55/53 Bn as part of the 14 Inf. Bde. is in a position EAST of BRICKWORKS. No. 1 Pl. Right forward Pl., No. 2 Pl. Left forward Pl., No. 3 Pl. 100 yds. rear and in the centre of No. 1 and No. 2 Pl. No. 4 Pl. is reserve, NORTH of BRICKWORKS.
- 2... At 0400 hrs. on 10 Feb. '39, "A" Coy Comdr. received a report from No. 1 Pl. Comdr. that enemy troops had landed and forced his Platoon to retire to vicinity of SLAUGHTER HOUSE. An enemy force of about half a platoon were occupying his trenches.
- 3... "A" Coy Comdr orders No. 4 Pl. to counter-attack.

NO. 4 PL. COMDRS PLAN.

- 4... No. 14 Sec. will move to the RIGHT and approach enemy force by way of BRICKWORKS - TRAMWAY - SLAUGHTER HOUSE, to a fire position well forward. Nos. 13 and 15 Secs will attack LEFT of TRAMWAY through timber and, under covering fire from No. 14 Sec. will take position by assault. No 16 Sec reserve will follow by bounds in rear of No. 14 Sec.



## PROBABLE TIMETABLE AND SEQUENCE OF EVENTS.

Z - 12 Pl. Comdr receives orders to counter-attack.  
Z - 10 Pl. Comdrs receive and order.  
Z - 5 Sec. Comdrs. orders - No. 14 Sec moves.  
ZERO No. 13 and 15 Sec advance.  
Z + 5 No 14 Sec reaches fire position and opens fire.  
Z + 10 13 and 15 Sections break cover.  
Z + 12 13 and 15 Sections held up.  
Z + 13 Pl. Comdr. orders No. 16 Sec. to join No. 14 Section.  
Z + 16 No. 16 Sec. in position and opens fire, advance resumed.  
Z + 20 Assault - position taken.  
Z + 20 Onward - Consolidation.  
Z + 25 Exercise ends. Criticism.

## INSTRUCTIONS TO UMPIRES.

The following papers are attached for your information.

- (1) Object and lessons to be brought out.
- (2) Narrative and Pl. Comdrs plan.
- (3) Probable timetable and sequence of events.

Enemy will be represented by flags.

## GENERAL.

- 1... Notes will be taken of all verbal orders given by Pl. and Sec. Comdrs.
- 2... For the purpose of this exercise it is essential that No 14 Sec. leaves before Zero and moves very quickly.
- 3... Note, control - formations - speed of movement.
- 4... On 13 and 15 Secs. breaking cover they will be held up and it will be explained that the fire from No 14 Sec is insufficient to cover their advance and no supporting fire is being supplied by other platoons of the Coy.
- 5... The assault must not be allowed to continue until the reserve section is in position - note time taken from halting, to resumption of advance.
- 6... Whether consolidation is controlled and organised.

## SECTION UMPIRES.

- 1... Ascertain whether Sec. Comdrs. understand orders and task.
- 2... Sec. Comdrs. should make swift receive and inform men of orders received.
- 3... Note formation used, control by Sec. Comdrs, use of ground and cover.
- 4... Note time 14 Sec. in position, and whether fire position is best available.
- 5... FIRE ORDERS. Note method of delivery and if understood. Be sure target is seen by whole section.
- 6... 14 and 15 sections should move forward when assault is launched.

## D. S. NOTES.

- 1... As the enemy has just landed, and by overwhelming force of fire and numbers forced No. 1 Pl. to withdraw, it is essential that the counter - attack by No 4 Pl. shall be launched as rapidly as possible, before the enemy have time to reorganise, and consolidate their position.

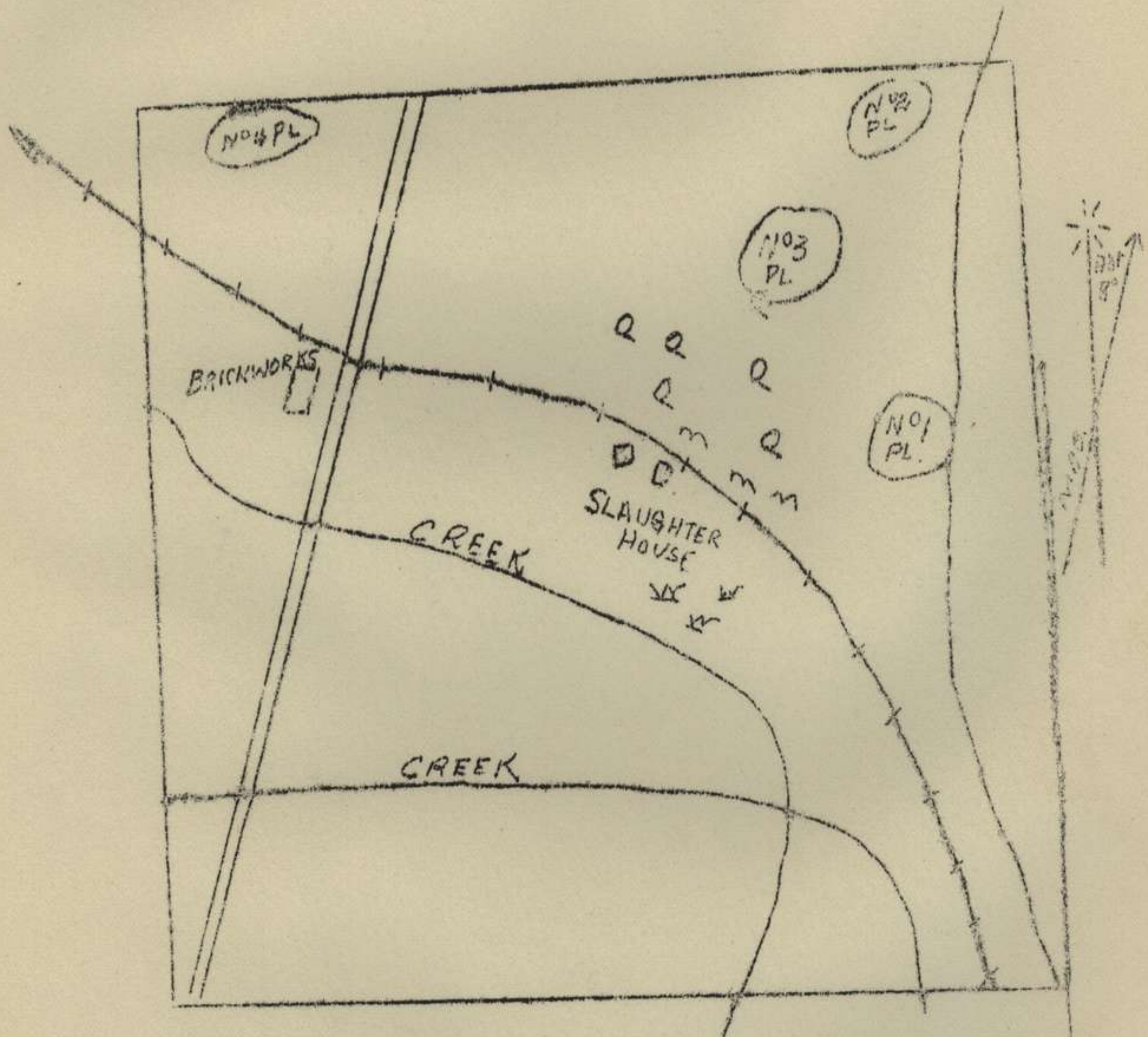


D. G. NOTES (CONTINUED)

- 2... Taking this into consideration (Para 1.) No.14 Section should move forward with all speed to their fire positions, as they have some distance to go. Good cover can be obtained by moving straight to the BRICKWORKS, thence forward along slope RIGHT of TRAILWAY to SLAUGHTER HOUSE and keeping close to TRAILWAY embankment to a position within 150 yds of the enemy.
- 3... Nos. 13 and 15 Secs. moving through scrub EAST of RAILWAY should move in arrowhead or file opening out to extended line on breaking cover.
- 4... The attacking sections on breaking cover will be held up because the fire of No 14 Sec. is insufficient. A message should be sent reporting same to Pl. Comdr.
- 5... The Pl. Comdr. in sending No.16 Sec. to join No14 Sec. will assume that No.3 Pl. may assist from the left flank if they observe the position.
- 6... Once No.16 Sec is in position the attack should be resumed resolutely.
- 7... During the assault, the Sec. Comdrs. of Nos. 14 and 16 Secs. have the choice of moving to a fire position to assist assault, or joining 13 and 15 Sections in assaulting the enemy.



# PLATOON IN COUNTER ATTACK



LOCAL SKETCH  
APPROX. 8" = 1 Mile

Yds 100 0 100 200 300 400 500 600 700 800

A. S. MILLER LT.



Page 1  
Copy No...

55/53 BATTALION - CAMP 1939.

TACTICAL EXERCISE WITH TROOPS.

COMPANY IN ATTACK.

REFERENCE MAPS.

WOLLONGONG 1" = 1 Mile.

LOCAL SKETCH 4" = 1 Mile.

VICINITY

WOONONA AREA "A"

DATE

Feb. 1939

PREPARED BY

CAPT. W.R. MCGREGOR.



COMPANY IN ATTACK.

OBJECT.

To exercise a Coy. in attack.

LESSONS TO BE BROUGHT OUT.

1. The Coy. Comdr. will issue his orders verbally, if possible in view of the ground over which the attack is to pass.  
I.T.2 Chap. 2 sec. 12 (5)
2. The Fwd. Pls. will advance on their objective at a steady pace; men should be restrained from doubling when it is not necessary their energies should be conserved for the close fighting which will follow.  
I.T.2chap. 2 sec12 (7)
3. It is the duty of the advanced troops to keep Comdrs. behind informed of the situation by frequent reports, so that they may be enabled to handle their reserves and supporting fire to the best advantage.  
F.S.R. II chap. VI=sec. 62 (viii)

NARRATIVE.

1. 55/53 Bn has been holding a defensive position incl. BELLAMBI PT. M 9 B 45 - excl. WANIORA PT. M1 B12 with two Coys Fwd. "B" coy right "C" Coy. left. and "A" Coy reserve in vicinity of RIXONS PASS.  
At 0430 hrs on 11 Feb 39. an enemy raid succeeded in landing Tps, estimated at one Coy. on BELLAMBI BEACH near BELLAMBI JETTY and "B" Coy was forced back with considerable loss.
2. C.O. 55/53 Bn ordered a counter attack by "A" Coy and the main body of this Coy. passed the RD. JUNCT. L 8 A 73 at 0600 hrs Coy Comdr. going Fwd to BRIDGE L12 A 36 to make his recce.
4. Plan of O.C. "A" Coy was to attack with two Pls. fwd and two reserve as follows:
  - 1 Pl. right- objective- enemy position at the WESTERN EDGE of the timber at BRIDGE ROAD M9 A 45
  - 2 Pl. left- objective - enemy position at LAGOON BRIDGE M5 D 50
  - Nos. 3 and 4 Pls. in reserve No 3 Pl. to follow by bounds in rear of No 1 Pl. and No 4 Pl. by bounds in rear of No 2 Pl.
  - No 14 Pl. to give supporting fire from the vicinity of HOLLYMOUNT L 8 A 83.
  - One sec. to fire on the enemy position at the timber and one sec. on the enemy at LAGOON BRIDGE.
  - Detachment 16 (M) Pl. in close support of No 1 Pl.
  - On No 1 Pl. capturing its objective No 3 Pl. will move via their right flank through the timber and exploit to high ground SOUTH EAST OF BELLAMBI JETTY.
  - No 2 Pl. on capturing their objective will consolidate their position and assist the advance of No 3 Pl. by fire.
  - On No 1 Pl. gaining their objective (signal two red Vereys) the sec. of M.M.G. on this task will lift to BELLAMBI JETTY to assist the advance of No 3 Pl.
  - No 4 Pl. will remain in reserve and No 1 Pl will become the Right reserve Pl. on No 3 Pl. taking up the advance.
  - Coy. H.Q. with No 4 Pl.
  - Starting Line: CROSS ROAD
  - Bearing of Attack: Nos 1 and 3 Pls. 110 deg.  
Nos 2 and 4 Pls. 90 deg.
  - Rate of advance: 100 yds in 2 mins.
  - Assembly Position: L8 D 42
  - Zero.....



APPROXIMATE TIMETABLE AND FORECAST OF EVENTS.

Z = 1hr	"A" Coy Comdr. arrives at BRIDGE and carries out his recce. and forms plan.
Z = 45 mins	Adv. Gd. Comdr. meets Pl. and O.C.M.M.G.s and issues his orders for the attck.
Z = 35 "	Orders completed- Pl.Comdrs make recce and attacking Pls. moving to assembly area and M.Gs. moving to position.
Z = 15 "	Pl. Comdrs orders to Sec. Comdrs. and Pls. moving to forming up positions.
Z = 5 "	Attacking Pls. in position. No 14 Pl. opens fire - slow.
Zero	Nos 1 and 2 Pls. cross starting lines.
Z + 16	No 1 Pl. overruns enemy position and M.Gs. lift fire to BELLAMBI JETTY.
Z + 18	No 2 Pl. captures objective and assist advance of No 3 Pl. by fire. One sec. M.G. moves fwd. for consolidation.
Z + 20	No 3 Pl. passes on Right flnk of No 1 Pl.
Z + 34	No 3 Pl. reaches objective and takes up a defensive position.
Z + 44	Exercise ends Conference and criticism.

INSTRUCTIONS TO UMPIRES.INFORMATION.

The following papers are attached for information and guidance.

1. Object of exercise and lessons to be brought out.
2. Narrative and Plan.
3. Approx. timetable and forecast of events

POINTS FOR NOTICE.

1. Note orders issued by Unit Comdrs., the style of delivering them and time at which they begin and end.
2. Notes should be made of the time taken by sub-unit Comdrs. for recce and orders particularly place and method of issuing orders.
3. Note dispositions made by Pl. and Sec. Comdrs. during the advance and arrangements made for security.
4. Note how rate of advance is maintained and whether sec. Comdrs. avoid doubling their men.
5. Especially note messages sent to Unit Comdr.

D.S.NOTES.LESSON 1

Lesson 1 will be brought out mainly by the site the Coy. Comdr. chooses from which to give his verbal orders.

A good view of the ground can be obtained from the vicinity of BELLAMBI STATION 100 yds east of the RAILWAY LINE on the left of STATION RD. in a clump of heavy timber. Another good position is offered at the cutting L 12 B 36.

When issuing his orders verbally a Coy Comdr. should carry out the following sequence:-, Topography - information - enemy - own troops - intention - method - intercommunication - administration, care should be taken when issuing orders, that all are concealed from enemy view so as to preserve the principle of surprise and to save casualties. The Pl. Comdrs. should not be bunched together, and should be arranged around the Coy Comdr. in the order in which they will operate.



D.S. NOTES contd.Lesson 2.

The troops will have to advance over uneven country for 800 yds before reaching their objectives, so that in order to save undue fatigue in the early stages of the attack the Pl. Comdrs. should advance at the rate of 100 yds in 2 Mins. The only time it will be necessary to double is when the Pls. commence the assault. This rate of advance will also synchronise with the M.G. fire plan for the support of the attack.

Lesson 3

On the attainment of their objectives the Pl. Comdr. will send a message back to the Coy Comdr. informing him of the progress they have made and any information positive or negative which they may gain from their positions. When commencing his recce. the Coy Comdr. will be accompanied by 14 MG. Pl. Comdr. who will be given the tasks required of his sections prior the issue of orders to rifle Pl. Comdrs. this will be done in to allow M.G. secs. necessary time to get into action.

MANNING CHART.

O.C. "A" Coy

2 i/c "A" Coy

No 1 Pl. Comdr.

Pl. Sgt.

No 2 Pl. Comdr.

Pl. Sgt.

No 3 Pl. Comdr.

Pl. Sgt.

No 4 Pl. Comdr.

Pl. Sgt.

No 1 Sec. Comdr.

No 9 Sec Comdr.

No 2 " "

No 10 " "

No 3 " "

No 11 " "

No 4 " "

No 12 " "

No 5 " "

No 13 " "

No 6 " "

No 14 " "

No 7 " "

No 15 " "

No 8 " "

No 16 " "

DIRECTING STAFF AND UMPIRES.

Director:

Senior Umpire

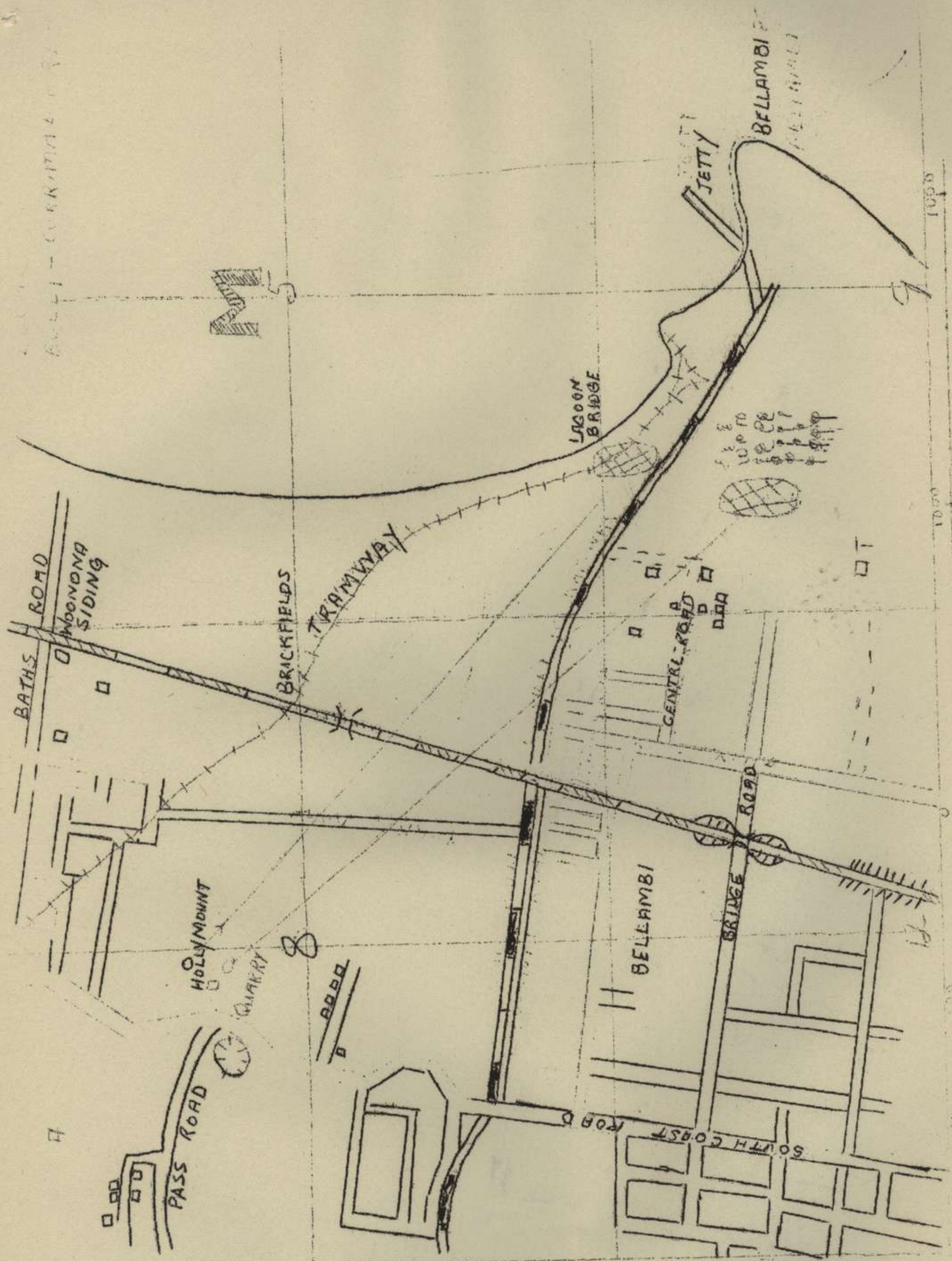
No 1 Pl. Umpire

No 2 " "

No 3 " "

No 4 " "





ENEMY POSITIONS SHEWN THIS ~~THE~~



Page 1.

Copy No.....

55/53      BATTALION      CAMP 1939.

TACTICAL EXERCISE WITH TROOPS.

C O M P A N Y      I N      D E F E N C E .

REFERENCE MAP

WOLLONGONG 1" = 1 MILE

VICINITY

WOONONA - BULLI

A R E A "C"

DATE

13 FEB. '39.

PREPARED BY

CAPTAIN. S.J. YOUNG.



INFANTRY COMPANY IN DEFENCEOBJECT.

To exercise Coy. in taking up and preparing a Coy. defensive position.

LESSONS.

- 1..The fire power of the Infantry is the real backbone of the defence; its effectiveness depends largely on concealment and surprise. F.S.R. Vol. II Sec. 73 (1)
- 2..The machine gun, the most powerful weapon of the defence must be protected by the disposition of the riflemen in the defended localities. F.S.R. Vol. II. Sec. 72 (2)

SITUATION.

- 1..AUSTRALIA and NORTHLAND, have been war for sometime and the Australian Naval Forces have been defeated at Sea.
- 2..It is expected that a landing by NORTHLAND forces will take place on the NEW SOUTH WALES Coast and the occupation of beach defences in the vicinity of JERVES Bay - WOLLONGONG and NEWCASTLE has been ordered.
- 3..The 55/53 Bn. has been allotted (incl) BRICKFIELDS L8B80 to M1089 - L3B34. The 34 Bn. is on the left and 5 Inf Bde. on the Right.
- 4.. At 0900hrs. on the ...Feb. '39. the C.O. 55/53 Bn. met his Coy. Comdrs. at WOONONA SIDING and issued his orders for the occupation of the position - Part of which were as follows:-  
 (a) Belts of F.D.Ls. Beach Line - BELLAMBI Beach - BULLI Beach.  
BOUNDARIES. BRICKFIELDS (incl) L8B70 to M1089 - L3B34.  
ENTER COY. BOUNDARIES. Inclusive B Coy. M5A69 - L3 097.  
FWD. COYS. "A" Coy. RIGHT.  
                   "B" Coy. LEFT.  
FIRE SUPPORT. M.G. Fwd. guns. One Section. COLLINS ROCK  
 One Sec. at M5A36 and one Sec. WANIORA Pt. all Firing SOUTH with fixed lines the BEACH LINE.  
Support Guns. One Sec. RAILWAY BRIDGE. M1024 firing SOUTH along Railway Line. One Sec. at M1A37 firing SOUTH fixed line CEMETRY ROAD.  
MORTARS One Det. ranging on Rocks SOUTH of WANIORA PT. One Det. ranging on Rocks SOUTH of COLLINS ROCK.  
 Bn. H.Q. L4D48.

- 5.. After making his recce O.C. "B" Coy. issued the following orders for occupation of his Coy. Sector:-

Fwd. Pls.	Right.	5 Pl.	Area COLLINS ROCK.
	Centro.	6 Pl.	Area SANITARU POINT.
	Left.	7 Pl.	Area Waniora Point.
Reserve Pl.		8 Pl.	Area CEMETRY HILL. M1037.

Coy. H.Q. M1037.



SITUATION (CONTINUED)

5. Contd.

TIME AVAILABLE

Networks and Wiring to be completed by Z + 14 hrs.

PLATOONS. Forward Pl. to be responsible for the Patrolling of their own sectors.

PRIORITY OF WORKS. Siting of weapons and wiring. Construction of weapon pits.

APPROXIMATE TIMETABLE AND FORECAST OF EVENTS.

TIME

Z - 50 mins.	O.C. Coy Orders completed.
Z - 20 "	Pl. Comdrs. recce and issue of orders completed.
Z - 10 "	Sec. Comdrs. recce and issue of orders completed.
ZERO	Occupation commences.
Z + 30 "	Weapons sited and Wiring completed (50x Double apron wire entanglement) Platoon tasks taped and spitlocked - Tools allotted.
Z + 4 hrs. 20 mins.	TASK I (F.S.P.B.) Connected Weapon Pits completed.
Z + 8 " 30 "	TASK II (Trenches widened to 6ft. 6ins. at top and 5ft. at bottom) Completed.
Z + 12 " 30 "	TASK III (Construction fire step and deepening of trenches to 6ft. 2ins. completed.
Z + 14 " 30 "	Overhead cover constructed if material available.
Z + 14 " 35 "	Exercise ends
Z + 14 " 45 "	Conference at 7Pl. position.

INSTRUCTIONS TO UMPIRES.

INFORMATION.

The following papers are attached for your information and guidance.

- (a) Object of exercise and Lessons to be brought out.
- (b) Narrative and plan of Defence
- (c) Approximate timetable and forecast of events.

CONFERENCE

A conference will be held prior to the Exercise. Time and place to be notified later.

POINTS FOR NOTICE.

Time will not permit the completion of the entire Coy. defensive position therefore the Exercise will be confined to 7Pl. Tools area WANIOR. PT.

Z + 4 hrs. 20 mins.	TASK I (F.S.P.B.) Connected Weapon Pits completed.
Z + 8 " 30 "	TASK II (Trenches widened to 6ft. 6ins. at top and 5ft. at bottom) Completed.
Z + 12 " 30 "	TASK III (Construction fire step and deepening of trenches to 6ft. 2ins. completed.



COMPANY IN DEFENCE.

INSTRUCTIONS TO UMPIRES CONTD.

POINTS FOR NOTICE Contd.

(1) Umpire with Pl. Comdrs. will notice the orders given to Pl. Sjt. as to the assembly position and the Rendz. for Sec. Comdrs. Where Pl. Comdrs will give out hbs orders.

(2) On issue of orders note will be made of all orders; time of commencement and finish and the sequence adopted.

(3) Note will be made of the allotment of Section Areas and Whether the posts are capable of all round defence and mutual support.

(4) Attention will be paid to the method of liason with the M.G. P sts in Pl. Area and also the Pls. on Right and Left. NOTE will also be made of the allocation and priority of tasks of earthworks and wiring.

Written reports will be handed to the Directro at the Completion of the EXERCISE.

D.S. NOTES.

LESSONS.

(1) Is brought out be siting of Sec. Posts which are mutually supporting and sufficiently near each other to enable the Pl. Comdr. to exercise control. The Sections are so disposed so that the Pl. on Right or Left be overrun they can maintain their position by all round defence at the same time have obtained the principle of surprise and security by the concealment and siting of their position.

(11) The siting of the M.M.Gs. and Mortar has been done by the En. Comdr. to providx abelt of fire in front of Coy's Sectnw. The Rifle Pl. from Their position will fill in gap of this fire and also protect M.Gs. in teir area.

GENERAL. SITING OF WEAPONS. Sec. Comdrs. under supervision of Pl. Comdr. will tape and spitlock the Sec. Posts. The Fwd. Sec. to be about 25x apart and sited well fwd. on the foreshores where beach sands end and the grass commences farther back would cause a certain amount of dead ground on the beach.

DIGGING OF FIRE POSITIONS.

The trenches will be constructed in three tasks.

(1) Wiring and digging of weapon pits for two men 6ft long 4'-6" deep 3'-6" at top and 3' at bottom with a parapet 5' thick a berm of 18" left between edge of trench and parapet. Slope to 4 in 1 both sides to be revetted with sand bags or sods.

(11) Will be to connect up the weapon pits with shallow crawl trench 18" deep.

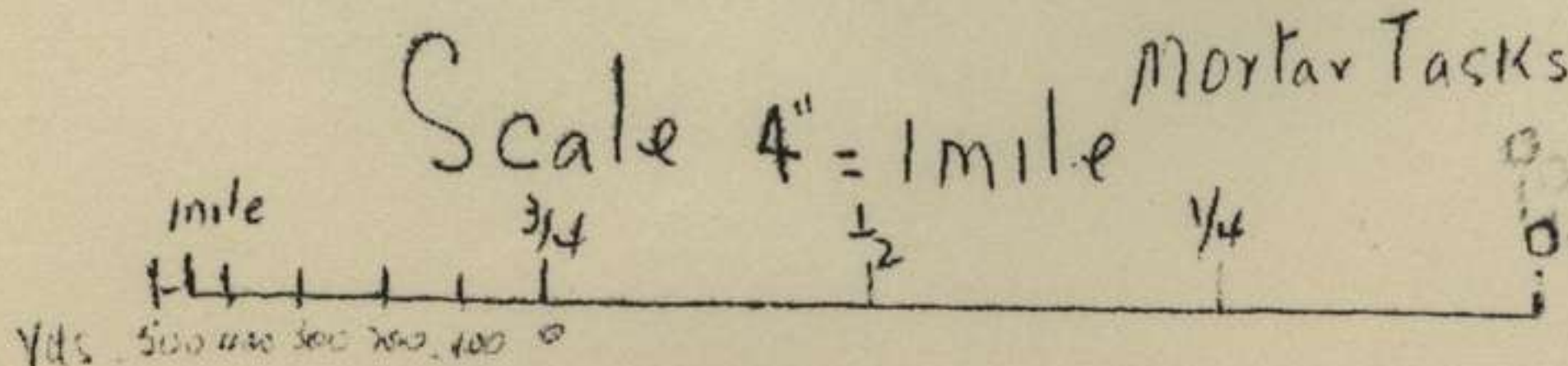
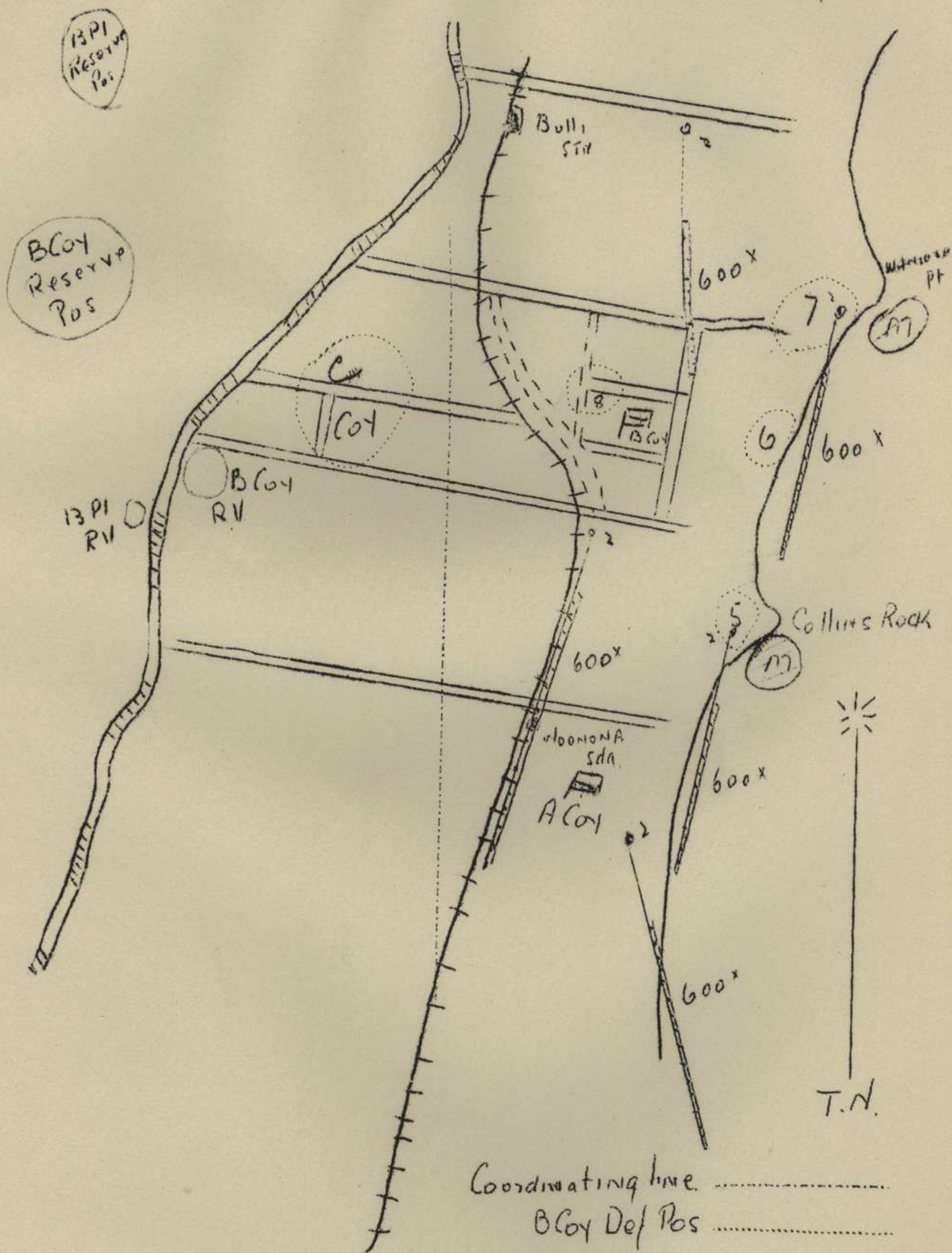


D. S. N O T E S (CONT'D)

Task III. Deepening and widening of weapon pits to 6ft.6ins.  
and crawl trench to 3ft.

CAMOUFLAGE Turf removed at commencement of digging of trenches  
will be replaced on top of parapet and sub-soil  
thrown up by excavations. Provided overhead is not  
available netting camouflage will be stretched over  
top of post and covered with suitable vegetation  
to blend with surroundings.  
Tracks to and from position must be avoided.







Page 1.

Copy. No...

55/53 BATTALION - CAMP 1939.

TACTICAL EXERCISE WITH TROOPS.

COMPANY IN BEACH DEFENCE.

REFERENCE MAP.

WOLLONGONG 1" = 1Mile.

LOCAL SKETCH 8" = 1 Mile

VICINITY

WOONONA AREA "C"

DATE.

14/15 FEB 39

PREPARED BY.

CAPT. W.R.McGREGOR.



2.

COMPANY IN BEACH DEFENCE.

OBJECT.

To exercise a Coy. in the occupation of a beach defensive position.

LESSONS.

1. Section posts should be sited to provide mutual support and give protection to M.G. posts. F.S.R. II sec. 73 (3)
2. Infantry is responsible for siting, organising and constructing its own defence works including wire entanglements. F.S.R. II sec. 73 (6)
3. Reconnoitring patrols will be sent out frequently by Fwd. Coys. during the hours of darkness and always not less than one hour before it begins to get light; also by day if the forces are not in too close contact and the tactical situation permits. I.T. Chap. 3 sec. 24 (5)

NARRATIVE.

1. AUSTRALIA and NORTHLAND are at war and NORTHLANDS naval forces have defeated the AUSTRALIAN NAVY at sea.
2. It is expected that a landing will be attempted on the NEW SOUTH WALES coast and the occupation of beach defences has been ordered in the vicinity of JERVIS BAY - WOLLONGONG - NEWCASTLE.
3. The 55/53 Bn. has been allotted a sector with boundaries as follows:-  
RIGHT. (excl) M 5A69 - L3C97  
LEFT. (incl) M1C89 - L3B34  
3Bn. are on the left and 56 Bn on the right of 55/53 Bn.
4. "A" Coy. has been allotted a sector with the boundaries:  
RIGHT? (incl) M5C58 - L3C97  
LEFT (incl) M1C89 - L3B34.
5. C.O. 55/53 Bn at 0900hrs on 14 Feb met his Coy. Comdrs. at COLLINS ROCK and issued his orders for the occupation of the position, part of which were as follows:-  
Belt of F.D.LS. Beach line BELLAMBI - BULLI  
Forwards Coys. "B" Coy. Right "A" Coy. Left.  
Inter Coy. boundary: Incl. "A" Coy. M5A69 - L3C97  
Fire support as effects "A" Coy: - 1 sec. M.G. at COLLINS ROCK firing south along BELLAMBI BEACH. 1 sec. M.G. at WANIORA PT. with a fixed line on BULLI BEACH.

MORTARS.

1 Det. ranging south of COLLINS ROCK, 1 Det. ranging south of WANIORA PT.

SUPPORT GUNS.

1 sed at RAILWAY BRIDGE M1C34 and 1 sec. vicinity M1A55.

6. After making his recce. O.C. "A" Coy. issued the following orders.  
Fwd. Pls.: 2 Pl. right - area COLLINS ROCK.  
1 Pl. left - area WANIORA PT.  
Inter Pl. Boundary. Incl. 2 Pl. - CUTTING ROAD.  
Reserve Pls. 4 Pl. - area vicinity M1C13  
3 Pl. - area " M1C37  
Coy. H.Q. with 3 Pl.  
Patrols: Reserve Pl. to patrol the flanks and beach line  
Time available: Wiring and earthworks to be completed by 16 hrs 35 mins. after commencement of exercise  
Priority of work: 1. Siting weapons. 2 wiring. 3 weapon pits. 4 communication trenches. 5 deepening 6 widening.  
Posts to be camouflaged.



NARRATIVE cont.

Tool dump: Sanitary Depot.

BN. H.Q. L4D16.

R.A.P. M4D57

S.O.S. Signal. RED- GREEN - RED put up at Coy H.Q.

APPROXIMATE TIMETABLE AND FORECAST OF EVENTS.

Z - 30 Mins.	Coy. Comdr's orders commenced
Z - 15 "	Coy. Comdr's orders completed
Zero	Pl. Comdrs. completed recce. and commenced to issue orders.
Z +10 "	Pl. Comdrs. orders completed. Sec. Comdrs Commence issue orders.
Z + 20	Sec Comdrs orders completed and tools and wire dumped at Sanitary depot.
Z + 30	Sec. Tasks taped and spitlocked.
Z + 35	Weapons sited, tasks allotted to men. earthworks and wiring commenced.
Z + 1 Hr. 5 min.	wiring completed.
Z + 4 hrs 35 "	Sec. weapon pits 3'x 3'6" x 2' with parapet and berm completed.
Z + 8 hrs 35 min.	Weapon pits connected with shallow communication trench over each Pl. locality
Z + 12 hrs 35 min.	Sec. trenches deepened to 6'6" x 6' and revetment completed.
Z + 16 hrs 35 min	Camouflage and sanitary trenches completed.
Z + 16 hrs 40 "	exercise ends. conference and criticism.

INFORMATION.

The following papers are attached for information and guidance.

1. Object of exercise and lessons to be brought out.
  2. Narrative and plan.
  3. Approximate timetable and forecast of events.
  4. Points for notice.
- In order to bring out the lessons of the exercise umpires should make notes of the following points.

UMPIRE WITH COY. COMDR.

Co-ordination of L.M.G. fire plan,  
Time of commencement and finish of orders.  
Method and style of delivery.  
Precautions for concealment and surprise.  
Whether Pls. are mutually supporting.  
Particulars of all orders issued by Coy. Comdr. during the occupation of the position will also be noted.

UMPIRES WITH PL. COMDRS.

Note whether they make R.V. with Sec. Comdrs. before leaving to meet Coy. Comdr. and also orders to pl. sgt. as to assembly position of Pl. and safety measures and concealment against aircraft.  
Also note time of commencement and finish of orders, also method and style of delivery.  
Whether secs. are mutually supporting and if Pls. are capable of all round defence.  
Whether Pl. Comdr. co-operates with M.G. Secs. in his locality,  
The position of Sec. posts and synchronisation of L.M.G. fire plan, also his administrative orders.



D.S. NOTES.

LESSON 1.

In order to bring out lesson 1 the sec. positions of Fwd. Pls. should be well forward on the beach, as their object is to prevent an enemy landing which they could not do in the event of a landing in the semi darkness from positions further back, it will be necessary for Nos. 1 & 2 Pls. Comdrs. immediately on taking up their Pl. localities to get in touch with the M.M.G. Comdr. in their locality and co-operate with him as to:

1. Any likely gaps in M.G. belt of fire.
2. The necessary safety precautions so that the rifle secs. posts will not interfere with the M.G. fixed lines.

After Pl. Comdrs have issued orders and commenced to allocate tasks the Coy. Comdr. should move round, his Fwd. Pl. positions and make sure that the Secs. are mutually supporting by the synchronisation of their fire plans.

LESSON 2.

Lesson 2 is brought out by the thoroughness of the orders of the Coy. and Pl. comdrs. The allocation of tasks should be:-

1. wiring and weapons pits.
2. Deepening.
3. Widening and deepening.

The sequence would be as follows:-

- Sec. Comdr. tape post.
- Site weapon pits.
- Allocate tasks.
- Prepare sentry roster.
- Prepare range card.
- Supervise excavation and the reliefs, also supervise the construction of the wiring.

LESSON 3.

Lesson 3 is brought out by the orders issued by the Coy. Comdr. with regards to patrols, although no enemy landing is expected for at least 16 hrs. the security of every force is responsibility of its comdr, therefore he will send out reconnoitring patrols each alternate hour during any period of darkness from the reserve Pls., the route to be out through No 2 Pl. and in through No 1 Pl. position. The route should ensure a complete circuit of the Coy. sector. By day as visibility is good each Sec. posting one sentry should be sufficient.

GENERAL POINTS.

On completion the plan of dispositions should be sent to Bn.H.Q. Sanitation in a position is most important when the occupation may be of fairly long duration and it is the pl. Comdrs. duty to make arrangements for the digging of trenches. With regard to messages which may have to be sent back to Coy. H.Q. by Pls., the routes which are to be used by runners should be through reserve Pl. localities and in the event of a runner going through the Pl. Comdr. should read the message which is being sent, and initial it. The object of this is that if the Coy. Comdr. wishes to send any messages out, as a result of the one he receives he knows that No. ? Pl. Comdr. has read the message and it is therefore not necessary to send out another. Wiring which is carried out should be far enough in front of the Sec. posts, to prevent bombers being able to throw grenades into any position.



APPROXIMATE TIMETABLE AND FORECAST OF EVENTS.

<u>TIME</u>	<u>EVENT.</u>
Z - 50	Sec. Comdr. receives orders to attack.
Z - 50 to Z - 35:	Sec. Comdr's recce.
Z - 35 to Z - 20:	Sec. Comdr. issues orders and gives explanation to Sec.
Zero	: Sec. leaves position.
Z + 2	: Sec reaches cover of low scrub.
Z + 7	: Sec. passes BLUE DUCK POND.
Z + 8	: Sec. attacks.
Z + 13	: Assault successful and Sec. commences to return.
Z + 18	: Sec. passes through own lines.

INSTRUCTIONS TO UMPIRES.

Own troops. Points to Note.

- (a) How Sec. Comdr. gives his orders and question men to see if they understand task.
- (b) Note contro of sec comdr. during all formations adopted
- (c) Observe formations adopted by sec. and also the means of local protection and keeping touch.
- (d) Note if assault is a determined effort.
- (e) Was the speed, route and control of sec. during return to own lines satisfactory.

Enemy. Points to Note.

- (a) When did enemy troops first sight attacking sec.
- (b) What means of protection were taken considering that there were dead ground immediately in front of sec.?
- (c) What fire orders were given to the Sec. and were they given in a correct manner?
- (d) Note control of sec. Comdr. during assault.
- (e) What efforts were made to harass sec. on its return to own lines.

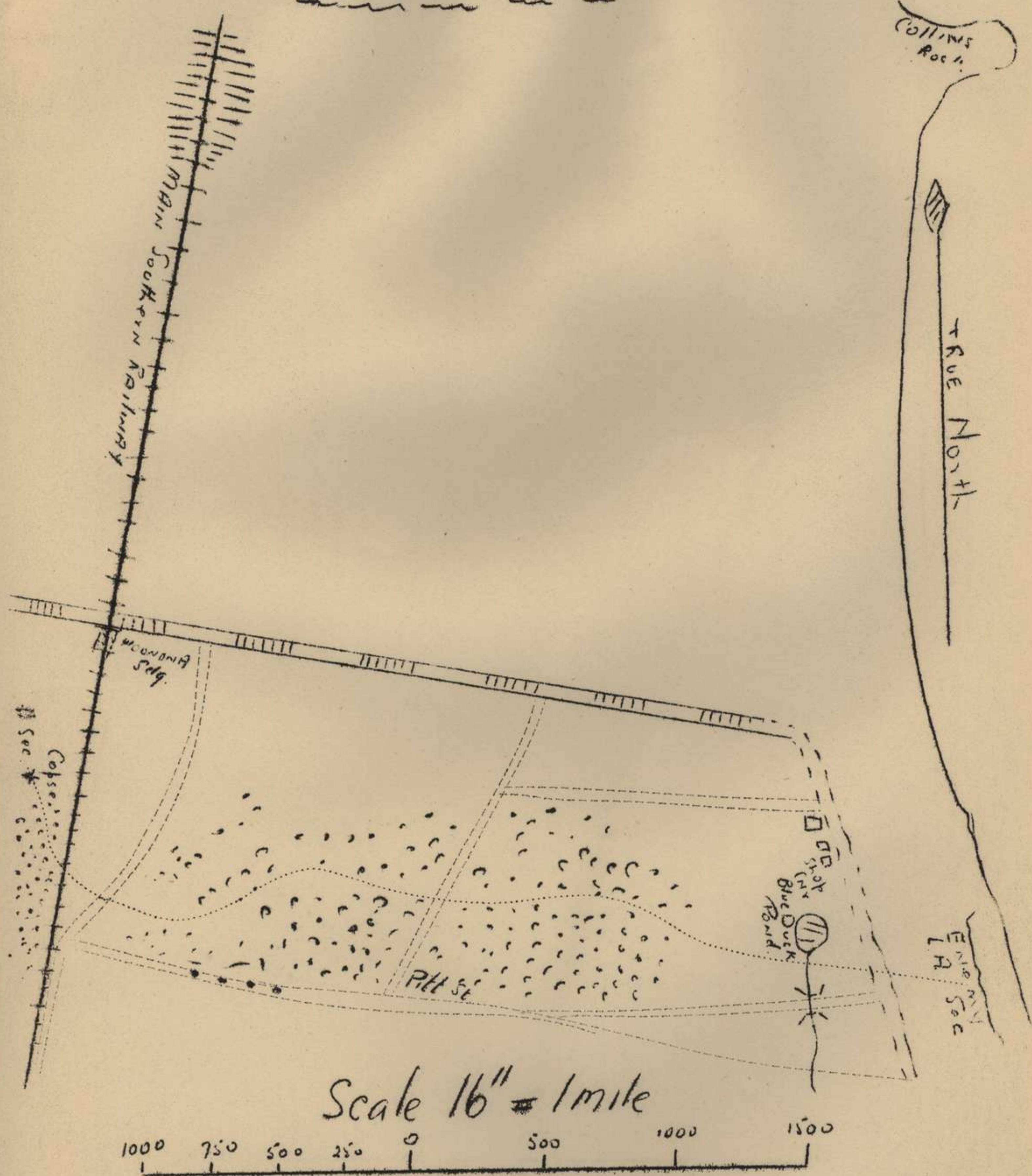


D.S. NOTES.

1. Sec. Comdr. gives all information to his Sec., explains the task, his intention and method of attack, appoints Scouts.
2. Leads his Sec. from their position in single file maintaining normal pace through scrub with scouts out.
3. Halts Sec. at edge of scrub, deploys and advances over open ground On reaching crest (or just under crest) of rise in front of enemy position, orders his Sec. to adopt position of readiness for assault.
4. Sec. Comdr. leads Sec. in a determined and rugged attack.
5. Consolidates his Sec. and speedily returns by same route to own position.



# Section Stalk





PAGE 1.  
Copy No.....

55/53 BATTALION. CAMP 1939

TACTICAL EXERCISE WITH TROOPS.

SECTION PATROL.  
X-X-X-X-X-X-X-X-X-X-X-X-X-X

Reference MAP

WOLLONGONG 1" = 1 MILE.  
SKETCH 8" = 1 MILE

VICINITY

WOONONA

DATE

7th FEB. 39.

PREPARED BY. LIEUT. B.C.F. MILLER M.M.

f.d.



TACTICAL EXERCISE WITH TROOPS.

SECTION PATROL.

OBJECT.

To exercise a Section as a reconnoitering patrol.

LESSONS TO BE BROUGHT OUT.

1. Patrolling calls for a display of the finest qualities of an Infantry Soldier including Scout Craft, cunning, boldness, determination, initiative and resource.  
(I.S.M. Sec 37 (6)).
2. The success of the Patrol depends principally on the Leader.  
I.T. Vol. II 1931 Chap. III. Sec. 24 (7)

NARRATIVE.

1. 55/53 Bn. is in a defensive position on railway with right boundary Bellambi Stn. and left Boundary Woonona Stn.
2. During the early hours of the morning 8th Feb. an enemy landing Party was repulsed.
3. At daybreak C.O. 55/53 Bn. ordered all forward Coys. to ascertain if any enemy still occupied the beach.
4. O.C. "B" Coy. ordered 5 Pl. to ascertain if any enemy remained on the Coy. front.
5. O.C. 5 Pl. ordered 3 Section to patrol the Coy front as far forward as the beach.

SUGGESTED ORDERS BY THE PATROL COMMANDER.

TOPOGRAPHY Call this road on the east of the railway, Railway Pde.  
Call that road running away to the beach, BEACH ROAD.  
Call those four trees on the beach 300 yds. to the left of BEACH ROAD. "TREES"

OUTLINE PLAN. 5 Pl. is to patrol the Coy. sector as far fwd. as the beach and ascertain if any enemy are in occupation.

INFORMATION. Enemy - Strength, if any, at present unknown.  
Own Troops. - occupy right and left flanks.

INTENTION. 3 Sec. will patrol the area BEACH ROAD - TREES as far forward as the beach.



TACTICAL EXERCISE WITH TROOPS.

SECTION PATROL.

METHOD. Line of advance through that scrub on right.  
Return Route. If any enemy sighted you will return by the same route.  
 If no enemy sighted you will return by the shortest route.

TIME OF DEPARTURE. Be ready to leave at 0800 hrs.

TIME OF RETURN. You will report back to me at 1000 hrs.

It is now 0855 hrs. ANY QUESTIONS.

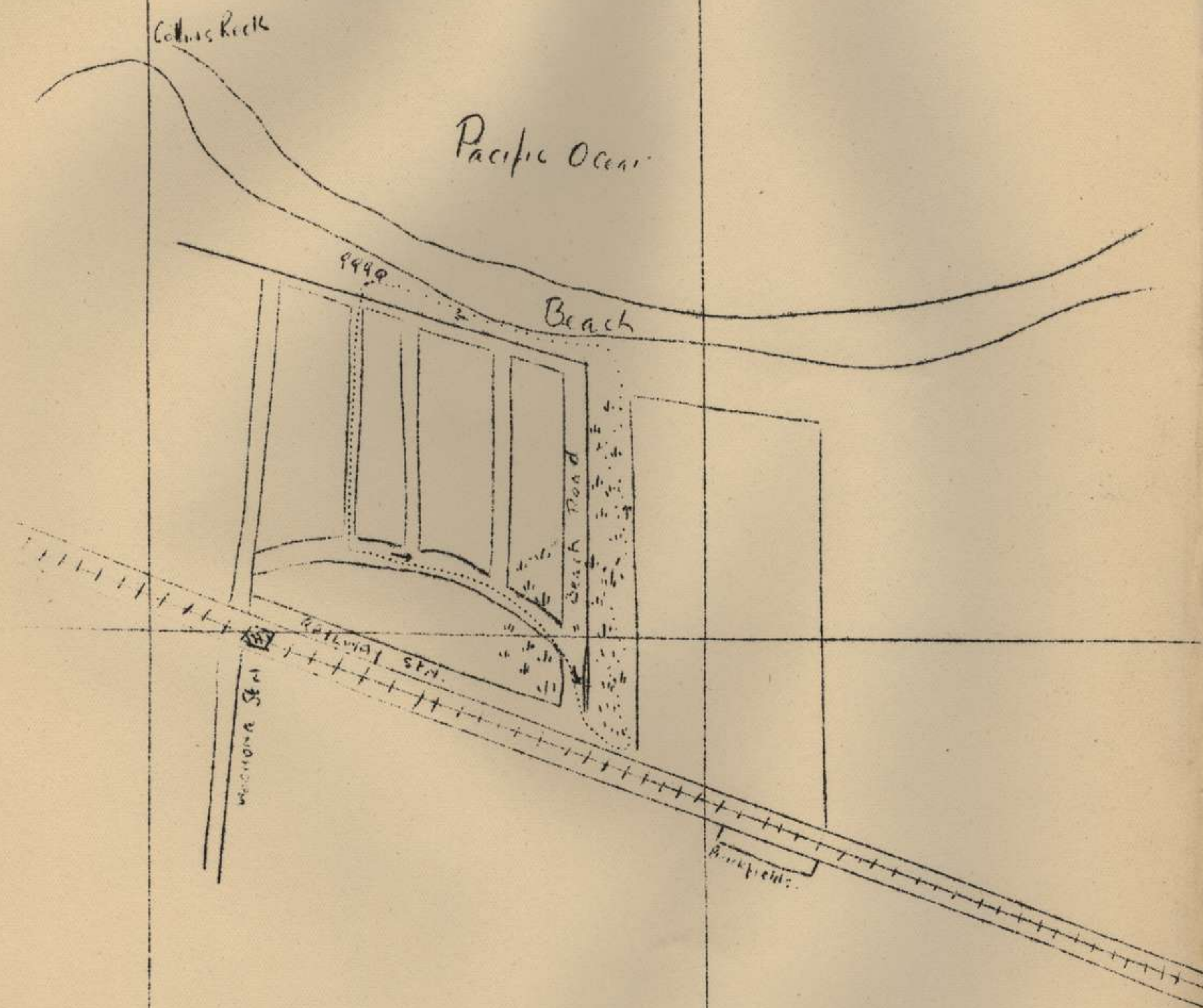
INSTRUCTIONS TO UMPIRES

POINTS TO NOTE.


1. Whether Sec Comdr makes recce and studies the area to be covered and notes landmarks, obstacles and covered routes.
2. If Sec Comdr warns his men of the task and issues orders as to equipment, arms, ammunition to be carried and that all private papers and badges are left behind.
3. The Sec Comdr should inform his Sec of his plan and route also when and where the Sec will leave the Coy. Lines.
4. Before moving out the Sec Comdr should;--
  - (a) check arms and ammunition and fix bayonets.
  - (b) warn men not to smoke and make as little noise as possible
  - (c) Tell them that if captured they must not give any information to the enemy except name and rank.
  - (d) detail scout and at least 1 man to report to Pl. Comdr immediately the Sec is attacked.
5. When sec moves out note :-
  - (a) formation.
  - (b) route
  - (c) obedience of men to sec Comdr's orders.
  - (d) method used by scouts to advance and if there is a connecting file between them and the Sec.
  - (e) if patrol carries out Pl. Comdr's orders fully.



☀ TRUE North



Scale 8" = 1 mile



..... Indicates Route

C.C.G.



Page 1.  
Copy No.....

55/53 BATTALION CAMP 1939.

TACTICAL EXERCISE WITH TROOPS.

RECONNOITRING PATROL.

AREA "B"

REFERENCE MAPS.

WOLLONGONG 1" = 1 MILE  
Sketch 8" = 1 MILE

7th FEBRUARY 1939

PREPARED by LIEUT. N. PEACH.



RECONNOITRING PATROL.

OBJECT. To teach the personnel concerned the lessons as set out hereunder and to exercise them as a reconnoitring patrol.

LESSONS TO BE TAUGHT.

- (1) The Patrol Leader must understand clearly what his task is and the object of the patrol. If he is in any doubt he must ask his comdr. before he sets out.

I.S.L. Sec. 39 (2).

- (2) The patrol will be kept as compact as possible as the more it is dispersed the more difficult it is to control. At the same time the necessity for guarding against surprise from all sides will often result in daylight if the men of the patrol being more widely dispersed than at any other time. The extent of this dispersion will generally depend on the ground.

I.S.L. Sec. 39 (7)

The formation of the patrol must therefore be varied according to the variation of the ground over which the patrol is passing.

NARRATIVE. (1) "A" Coy. (as LEFT Fwd. Coy 55/53 Bn) has occupied a defensive position facing SOUTH. Fwd Edge of Belt of F.D.Ls. - a line running EAST-WEST 350X SOUTH of WOONONA SIDING. Coy. boundaries - RIGHT - Railway line (Exclusive) LEFT - Beach(Inclusive)

- (2) O.C. "A" Coy. occupied the position with two Pls. Fwd. No.1 RIGHT and No. 2 LEFT and two Pls. in reserve No. 3. Pl. RIGHT and No. 4 Pl. LEFT.

- (3) O.C. "A" Coy. ordered No. 3. Pl. to send out a reconnoitring patrol at .... hrs to ascertain whether any enemy troops were in the vicinity of "A" Coy. front (Shown hatched on local Sketch)

- (4) No. 3 Pl. Comdr. detailed No. 9 Sec. to carry out the task and took the Sec. Comdr to No. 1 Pl. area where he gave him the following information.

- (a) Information about the enemy - a small detachment of troops has been seen in the vicinity of CORRIMAL Railway Station.
- (b) Own Fwd. Troops (indicated on the ground) see local sketch) No other patrols will be carried out.
- (c) Object of the patrol - To find out whether there are any enemy troops in the low lying ground in the vicinity of A Coy Front. (see sketch for Area)

PLAN (Pl. Comdr's Orders)

- (5) (a) You will follow this route (Pointed out on the ground see sketch)
- (b) You will leave through No. 1 Pl. at 1000 hrs and return through No. 2 Pl. at 1030 hrs and report to Coy H.Q. at No. 3. Pl.
- (c) Equipment - The patrol will carry rifles and bayonets only magazines charged - two extra clips per man will be carried in the jacket pocket - Gas respirators will be carried.
- (d) The patrol will consist of four men besides myself.



RECONNOITRING PATROLINSTRUCTIONS TO UMPIRES.

- (1) You will act as Pl. Comdr to the stage where the patrol leader has been given his orders - You will note then what he does i.e. what preparations he makes and what sequence he follows (see below for points to be watched and D.S. notes for sequence of events.)
- (2) Enemy may or may not be represented. If not represented this does not affect the lessons to be taught but can be utilized to create the interest of the troops at the conclusion of the exercise by asking them whether they saw any traces of the enemy. If not were they quite sure that there was no enemy. Some may say that they thought they saw or heard something. You can then ask them why they did not report it to the patrol leader at the time etc.
- (3) You will pay special attention to the formations adopted as this has a bearing on the question of control by the patrol leader and the capacity which each man in the patrol has for obtaining information.
- (4) You will note that the lessons to be taught do not deal with what happens if an enemy is seen so do not paint pictures such as "Two enemy scouts have just appeared on your right etc" The lessons to be taught must at all times be borne in mind.
- (5) An N.C.O. may be placed in the enemy locality to assist in criticism as regards the appearance and actions of the patrol from the enemy's point of view.

POINTS TO NOTE.

- (6) Whether or not the Patrol Leader thoroughly understands the information and orders and whether he passes it on in detail to the personnel of the patrol
- (7) Whether Sec. Comdr. tries to explain the details of the plan after the patrol has started out instead of carefully explaining all details before starting.
- (8) Note whether there is undue noise talk or advise from the troops. This should be criticised and dealt with severely.

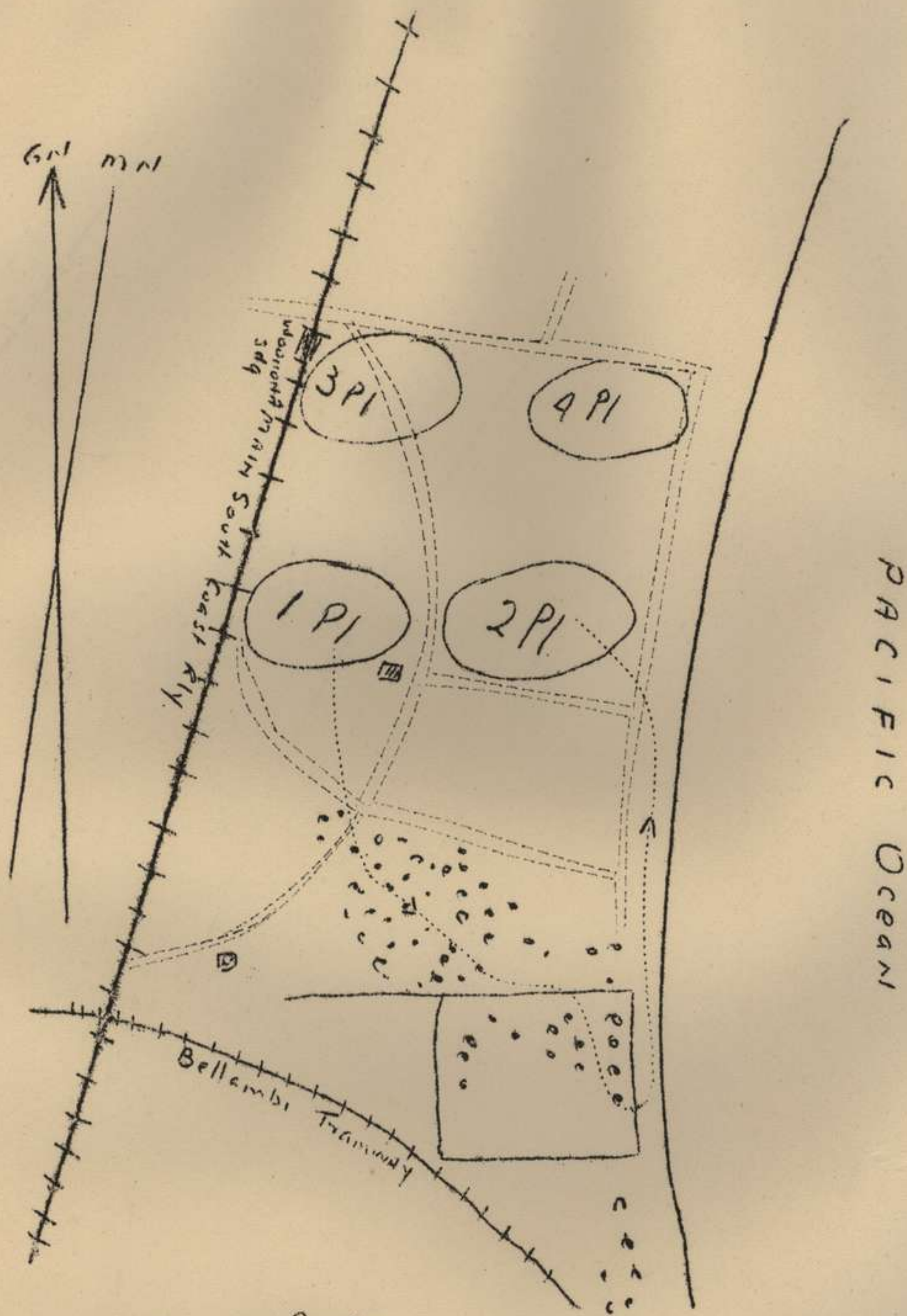
D.S. NOTES.SEQUENCE OF EVENTS.

- (1) Patrol leader receives his orders.
- (2) Immediately warns personnel concerned that they are to go out on Patrol.
- (3) Makes his administrative arrangements.
- (4) (a) Time of meal (if they have not already had it)  
(b) Equipment required - make sure that nothing will rattle - impress secrecy - No identification marks etc.
- (4) Moves his Patrol to place where he receives his orders from Pl. Comdr. Gives the following :-  
(a) Describes the topography.  
(b) information about own troops.  
(c) information about the enemy.  
(d) object of the patrol.  
(e) points out the route.
- (5) Carries out the patrol duty.
- (6) Reports to Pl. H.Q.

SUGGESTED FORMATIONS.

- (7) Over the first part of the route (which is open) the patrol to move in file.
- (8) Over the second part (scrubby Country) single file or file with one scout in front.
- (9) Field signals should be used rather than words of command - These must however be given without undue movement.





Route  
LOCAL Sketch  
of the  
Training Area Vicinity of Moonunga

Scale 8" = 1 mile

50 0 100 200 300 400 500



COMPANY IN DEFENCE.INSTRUCTIONS TO UMPIRES CONTD.POINTS FOR NOTICE Contd.

(1) Umpire with Pl. Comdrs. will notice the orders given to Pl. Sjt. as to the assembly position and the Rendz. for Sec. Comdrs. Where Pl. Comdrs will give out hbs orders.

(2) On issue of orders note will be made of all orders; time of commencement and finish and the sequence adopted.

(3) Note will be made of the allotment of Section Areas and Whether the posts are capable of all round defence and mutual support.

(4) Attention will be paid to the method of liason with the M.G. P sts in Pl. Area and also the Pls. on Right and Left. NOTE will also be made of the allocation and priority of tasks of earthworks and wiring.

Written reports will be handed to the Directro at the Completion of the EXERCISE.

D.S. NOTES.LESSONS.

(1) Is brought out be siting of Sec. Posts which are mutually supporting and sufficiently near each other to enable the Pl. Comdr. to exercise control. The Sections are so disposed so that the Pl. on Right or Left be overrun they can maintain their position by all round defence at the same time have obtained the principle of surprise and security by the concealment and siting of their position.

(11) The siting of the M.M.Gs. and Mortar has been done by the Bn. Comdr. to provide a belt of fire in front of Coy's Section. The Rifle Pl. from their position will fill in gap of this fire and also protect M.Gs. in their area.

GENERAL. SITING OF WEAPONS. Sec. Comdrs. under supervision of Pl. Comdr. will tape and spitlock the Sec. Posts. The Fwd. Sec. to be about 25x apart and sited well fwd. on the foreshores where beach sands end and the grass commences further back would cause a certain amount of dead ground on the beach.

DIGGING OF FIRE POSITIONS.

The trenches will be constructed in three tasks.

(1) Wiring and digging of weapon pits for two men 6ft long 4'-6" deep 3'-6" at top and 3' at bottom with a parapet 5' thick a berm of 18" left between edge of trench and parapet. Slope to 4 in 1 both sides to be revetted with sand bags or sods.

(11) Will be to connect up the weapon pits with shallow crawl trench 18" deep.

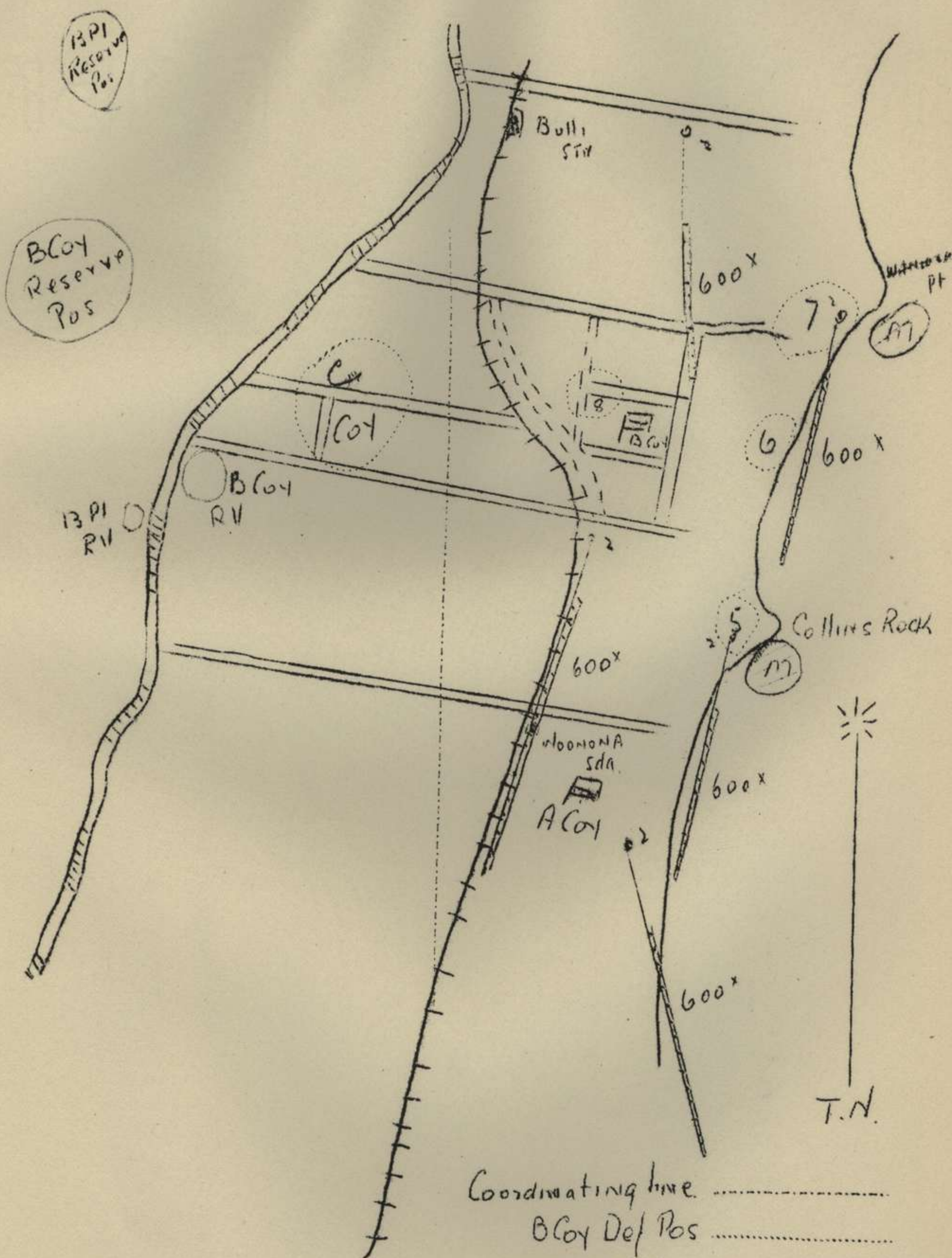


D. S. N O T E S (CONT'D)

TASK III. Deepening and widening of weapon pits to 6ft.6ins.  
and crawl trench to 3ft.


CAMOUFLAGE Truf removed at commencement of digging of trenches  
will be replaced on top of parapet and sub-soil  
thrown up by excavations. Provided overhead is not  
available netting camouflage will be stretched over  
top of post and covered with suitable vegetation  
to blend with surroundings.  
Tracks to and from position must be avoided.





Coordinating line .....  
 B Coy Def Pos .....  
 B Coy Wd. Pos. ....  
 Mortar Tasks (M)

Scale 4" = 1 mile





Page 1.

Copy. No...

55/53 BATTALION - CAMP 1939.

TACTICAL EXERCISE WITH TROOPS.

COMPANY IN BEACH DEFENCE.

REFERENCE MAP.

WOLLONGONG 1" = 1Mile.

LOCAL SKETCH 8" = 1 Mile

VICINITY

WOONONA

AREA "C"

DATE.

14/15 FEB 39

PREPARED BY.

CAPT. W.R.McGREGOR.



## COMPANY IN BEACH DEFENCE.

### OBJECT.

To exercise a Coy. in the occupation of a beach defensive position.

### LESSONS.

1. Section posts should be sited to provide mutual support and give protection to M.G. posts. F.S.R. II sec. 73 (3)
2. Infantry is responsible for siting, organising and constructing its own defence works including wire entanglements. F.S.R. II sec. 73 (6)
3. Reconnoitring patrols will be sent out frequently by Fwd. Coys. during the hours of darkness and always not less than one hour before it begins to get light; also by day if the forces are not in too close contact and the tactical situation permits. I.T. Chap. 3 sec. 24 (5)

### NARRATIVE.

1. AUSTRALIA and NORTHLAND are at war and NORTHLANDS naval forces have defeated the AUSTRALIAN NAVY at sea.
2. It is expected that a landing will be attempted on the NEW SOUTH WALES coast and the occupation of beach defences has been ordered in the vicinity of JERVIS BAY - WOLLONGONG - NEWCASTLE.
3. The 55/53 Bn. has been allotted a sector with boundaries as follows:-  
RIGHT. (excl) M 5A69 - L3C97  
LEFT. (incl) M1C89 - L3B34
4. 3Bn. are on the left and 56 Bn on the right of 55/53 Bn. "A" Coy. has been allotted a sector with the boundaries:  
RIGHT? (incl) M5C58 - L3C97  
LEFT (incl) M1C89 - L3B34.
5. C.O. 55/53 Bn at 0900hrs on 14 Feb met his Coy. Comdrs. at COLLINS ROCK and issued his orders for the occupation of the position, part of which were as follows:-  
Belt of F.D.LS. Beach line BELLAMBI - BULLI  
Forwards Coys. "B" Coy. Right "A" Coy. Left.  
Inter Coy. boundary: Incl. "A" Coy. M5A69 - L3C97  
Fire support as effects "A" Coy: - 1 sec. M.G. at COLLINS ROCK firing south along BELLAMBI BEACH. 1 sec. M.G. at WANIORA PT. with a fixed line on BULLI BEACH.

### MORTARS.

1 Det. ranging south of COLLINS ROCK, 1 Det. ranging south of WANIORA PT.

### SUPPORT GUNS.

1 sed at RAILWAY BRIDGE M1C34 and 1 sec. vicinity M1A55.

6. After making his recce. O.C. "A" Coy. issued the following orders.  
Fwd. Pls.: 2 Pl. right - area COLLINS ROCK.  
1 Pl. left - area WANIORA PT.  
Inter Pl. Boundary. Incl. 2 Pl. - CUTTING ROAD.  
Reserve Pls. 4 Pl. - area vicinity M1C13  
3 Pl. - area " M1C37  
Coy. H.Q. with 3 Pl.  
Patrols: Reserve Pl. to patrol the flanks and beach line  
Time available: Wiring and earthworks to be completed by 16 hrs 35 mins. after commencement of exercise  
Priority of work: 1. Siting weapons. 2 wiring. 3 weapon pits. 4 communication trenches. 5 deepening 6 widening.  
Posts to be camouflaged.



Tool dump: Sanitary Depot.

BN. H.Q. L4D16.

R.A.P. M4D57

S.O.S. Signal. RED- GREEN - RED put up at Coy H.Q.

APPROXIMATE TIMETABLE AND FORECAST OF EVENTS.

Z - 30 Mins.	Coy. Comdr's orders commenced
Z - 15 "	Coy. Comdr's orders completed
Zero	Pl. Comdrs. completed recce. and commenced to issue orders.
Z +10 "	Pl. Comdrs. orders completed. Sec. Comdrs Commence issue orders.
Z + 20	Sec Comdrs orders completed and tools and wire dumped at Sanitary depot.
Z + 30	Sec. Tasks taped and spitlocked.
Z + 35	Weapons sited, tasks allotted to men. earthworks and wiring commenced.
Z + 1 Hr. 5 min.	wiring completed.
Z + 4 hrs 35 "	Sec. weapon pits 3'x 3'6" x 2' with parapet and berm completed.
Z + 8 hrs 35 min.	Weapon pits connected with shallow communication trench over each Pl. locality
Z + 12 hrs 35 min.	Sec. trenches deepened to 6'6" x 6' and revetment completed.
Z + 16 hrs 35 min	Camouflage and sanitary trenches completed.
Z + 16 hrs 40 "	exercise ends. conference and criticism.

INFORMATION.

The following papers are attached for information and guidance.

1. Object of exercise and lessons to be brought out.
2. Narrative and plan.
3. Approximate timetable and forecast of events.
4. Points for notice.

In order to bring out the lessons of the exercise umpires should make notes of the following points.

UMPIRE WITH COY. COMDR.

Co-ordination of L.M.G. fire plan,  
Time of commencement and finish of orders.  
Method and style of delivery.  
Precautions for concealment and surprise.  
Whether Pls. are mutually supporting.  
Particulars of all orders issued by Coy. Comdr. during the occupation of the position will also be noted.

UMPIRES WITH PL. COMDRS.

Note whether they make R.V. with Sec. Comdrs. before leaving to meet Coy. Comdr. and also orders to pl. sgt. as to assembly position of Pl. and safety measures and concealment against aircraft.  
Also note time of commencement and finish of orders, also method and style of delivery.  
Whether secs. are mutually supporting and if Pls. are capable of all round defence.  
Whether Pl. Comdr. co-operates with M.G. Secs. in his locality,  
The position of Sec. posts and synchronisation of L.M.G. fire plan, also his administrative orders.



D.S. NOTES.

LESSON 1.

In order to bring out lesson 1 the sec. positions of Fwd. Pls. should be well forward on the beach, as their object is to prevent an enemy landing which they could not do in the event of a landing in the semi darkness from positions further back, it will be necessary for Nos. 1 & 2 Pls. Comdrs. immediately on taking up their Pl. localities to get in touch with the M.G. Comdr. in their locality and co-operate with him as to:

1. Any likely gaps in M.G. belt of fire.
2. The necessary safety precautions so that the rifle secs. posts will not interfere with the M.G. fixed lines.

After Pl. Comdrs have issued orders and commenced to allocate tasks the Coy. Comdr. should move round, his Fwd. Pl. positions and make sure that the Secs. are mutually supporting by the synchronisation of their fire plans.

LESSON 2.

Lesson 2 is brought out by the thoroughness of the orders of the Coy. and Pl. comdrs. The allocation of tasks should be:-

1. wiring and weapons pits.
2. Deepening.
3. Widening and deepening.

The sequence would be as follows:-

- Sec. Comdr. tape post.
- Site weapon pits.
- Allocate tasks.
- Prepare sentry roster.
- Prepare range card.
- Supervise excavation and the reliefs, also supervise the construction of the wiring.

LESSON 3.

Lesson 3 is brought out by the orders issued by the Coy. Comdr. with regards to patrols, although no enemy landing is expected for at least 16 hrs. the security of every force is responsibility of its comdr, therefore he will send out reconnoitring patrols each alternate hour during any period of darkness from the reserve Pls., the route to be out through No 2 Pl. and in through No 1 Pl. position. The route should ensure a complete circuit of the Coy. sector. By day as visibility is good each Sec. posting one sentry should be sufficient.

GENERAL POINTS.

On completion the plan of dispositions should be sent to Bn. H.Q. Sanitation in a position is most important when the occupation may be of fairly long duration and it is the pl. Comdrs. duty to make arrangements for the digging of trenches. With regard to messages which may have to be sent back to Coy. H.Q. by Pls., the routes which are to be used by runners should be through reserve Pl. localities and in the event of a runner going through the Pl. Comdr. should read the message which is being sent, and initial it. The object of this is that if the Coy. Comdr. wishes to send any messages out, as a result of the one he receives he knows that No. ? Pl. Comdr. has read the message and it is therefore not necessary to send out another. Wiring which is carried out should be far enough in front of the Sec. posts, to prevent bombers being able to throw grenades into any position.



MANNING CHART.

O.C. "A" Coy.

2 i/c "A" Coy.

No 1 Pl. Comdr.

Pl. Sgt.

No 2 Pl. Comdr.

Pl. Sgt.

No 3 Pl. Comdr.

Pl. Sgt.

No 4 Pl. Comdr.

Pl. Sgt.

SECTION COMDRS.

No 1 Sec.

No 9 Sec

No 2 Sec.

No 10 Sec

No 3 Sec

No 11 Sec

No 4 Sec

No 12 Sec

No 5 Sec

No 13 Sec

No 6 Sec

No 14 Sec

No 7 Sec

No 15 Sec

No 8 Sec

No 16 Sec

DIRECTING STAFF AND UMPIRES.

Director

Senior Umpire

Umpire No 1 Pl.

Umpire No 2 Pl.

Umpire No 3 Pl.

Umpire No 4 Pl.



Page. 1

Copy No.....

55/53 BATTALION - CAMP 1939.

TACTICAL EXERCISE WITH TROOPS.

COMPANY IN WITHDRAWAL.

REFERENCE MAPS.

WOLLONGONG. 1" = 1 Mile

Sketch Bulli-Corrimal 4" = 1 Mile.

VICINITY

WOONONA

DATE

FEB. 39.

PREPARED BY.

CAPT. W.R. MCGREGOR.



COMPANY IN WITHDRAWAL.

OBJECT.

To exercise a Coy in withdrawal from close contact by day.

LESSONS.

- 1 The Comdr of the rear guard will arrange the timing of the withdrawal of his force in accordance with the orders he has received, His constant care will be to maintain an intact front at all times.

I.T. Vol II chap. IV sec 32 (8)  
F.S.R. Vol II chap. V sec. 48 (5)

2. Once troops have left a position they will go straight back to the next one as quickly as possible.

I.T. Vol II chap. IV sec 32 (12)

NARRATIVE.

1. On the 15 Feb the 55/53 Bn. was in a defensive position in the vicinity of COLLINS ROCK. ( see "A" Coy defence exercise) with 3 Bn on the left and 56 Bn. in reserve in BULLI PASS area.
2. At 1000 hrs. an enemy force attempted a landing on "A" Coy. front but failed
3. At 1015 hrs due to further enemy pressure the C.O. 55/53 Bn ordered "A" Coy to withdraw WEST and take up a defensive position with the belt of F.D.Ls. Portion of his orders were as follows:-
  - (a) No withdrawal before 1120 hrs.
  - (b) " " " in fwd. Pls. before 1135 hrs.
  - (c) Rear parties clear co-ordinating line 1210 hrs.
  - (d) Bn. R.V. at L 4 C 38
4. "A" Coy. Comdr. decided on the following plan.
  - (a) No 1 Pl. will commence to withdraw at 1130 hrs and will move straight back to a position at L 4 D 62. and cover the withdrawal of No 3 Pl.
  - (b) No 2 Pl. will commence to withdraw at 1130 hrs. and will move via COLLINS CREEK to the position at L4 D64 and cover the withdrawal of No 4 Pl.
  - (c) No 3 and 4 Pls. will commence to withdraw at 1155 hrs. and will move straight back to Coy. R.V.
  - (d) Nos 1 and 2 Pls. will commence to withdraw from their extricating position at 1210 hrs. and will move to Coy R.V.  
M.G. sec. will withdraw at 1155 hrs (by Bn. orders) to Coy. R.V.  
L4 D65.



APROXIMATE TIMETABLE AND FORECAST OF EVENTS.

<u>TIME</u>		<u>EVENT.</u>
Zero	- 35 min.	Coy Defehsive position occupied.
Z	- 20 "	" Comdr issues orders for withdrawal
Zero		Nos 1&2 Pls. commence thinning.
"	+ 10	" " " clear of fwd areas.
"	+ 12	" " M.M.G. secs. leave fwd. positions.
"	+ 20	Nos. 3 & 5 Pls. M.M.G. sec. withdraw.
"	+ 30	Nos. 4 Pl. & 4 M.M.G. sec "
"	+ 35	Rear parties clear co-ordinating line
"	+ 45	"A" Coy. in new position.
"	+ 50	Exercise Ends.
"	+ 55	Conference at L4 D 58.

INSTRUCTIONS TO UMPIRES.INFORMATION.

- The following papers are attached for your guidance.
  - Object of exercise and lessons to be brought out.
  - Narrative and plan.
  - Approx. timetable and forecast of events.

POINTS FOR NOTICE.

- Notes will be made of all orders issued, the time they are commenced and finished and also the method of delivery.  
 When the forward Pls. commence the withdrawal note the time and the time when they are in position in their intermediate position.  
 Note steps taken by O.C."A" coy. to ensure security of his flanks.  
 Note routes of withdrawal by Pls., the R.V. selected and whether cover from air is air is made use of.  
 Note method of reorganisation of Pls. and movement to Coy. R.V.



MANNING CHART.

"A" Coy.	O.C.	
	2 i/c/	
No 1 Pl.	Pl. Comdr.	
	Pl. Sgt.	
	No 1 Sec	No 2 Sec.
	No 3 Sec.	No 4 Sec.
No 2 Pl.	Pl. Comdr.	
	Pl. Sgt.	
	No 5 Sec.	No 6 Sec.
	No 7 Sec.	No 8 Sec.
No 3 Pl.	Pl. Comdr.	
	Pl. Sgt.	
	No 9 Sec.	No 10 Sec.
	No 11 Sec.	No 12 Sec.
No 4 Pl.	Pl. Comdr.	
	Pl. Sgt.	
	No 13 Sec	No 14 Sec.
	No 15 Sec.	No 16 Sec.

DIRECTING STAFF

Director

Umpire "A" Coy.

Umpire No 1 Pl.

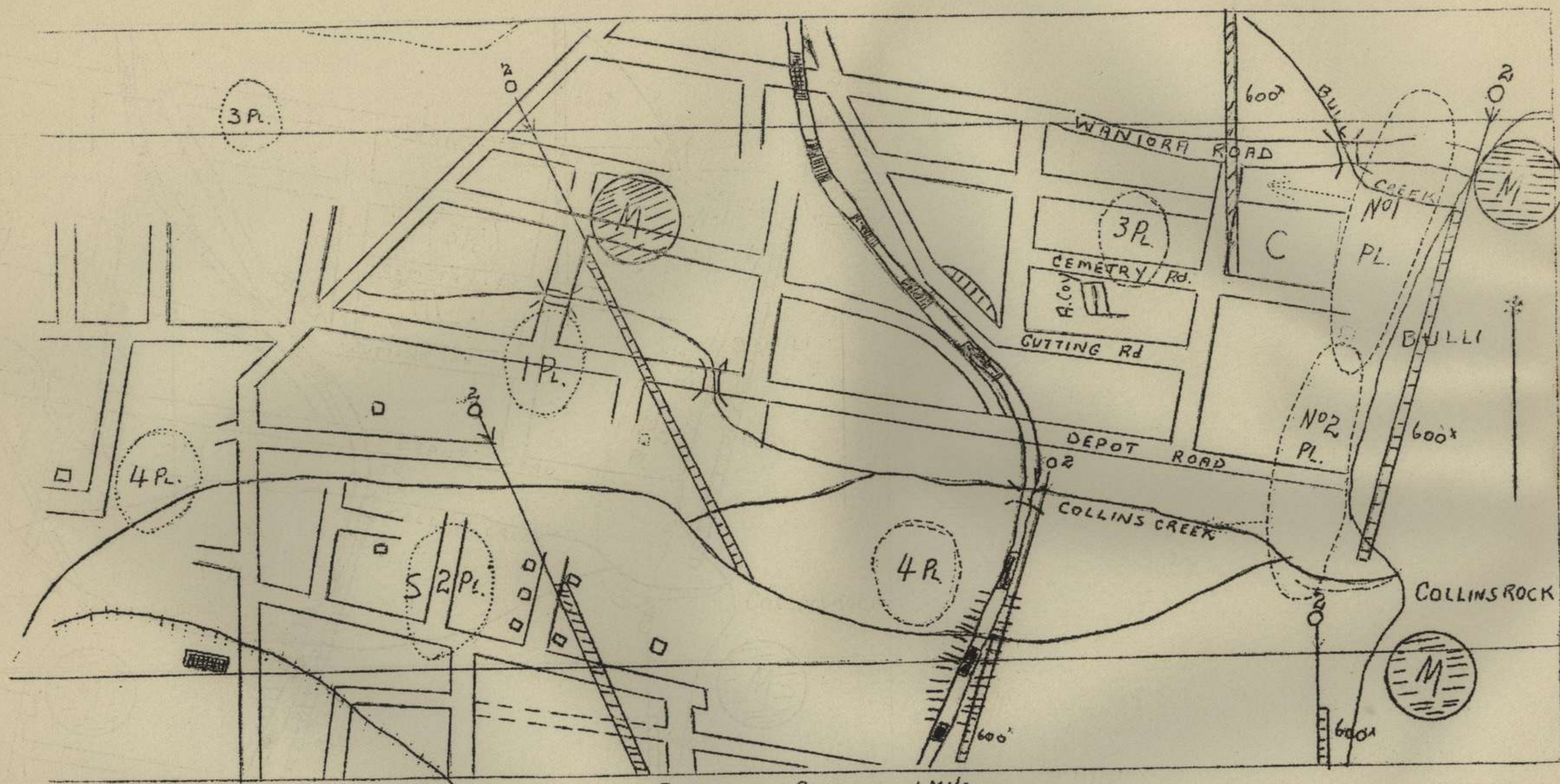
Umpire No 2 Pl.

Umpire No 3 Pl.

Umpire No 4 Pl.



# BULLI - CORRIMAL AREA - AREA C



SCALE: - BINS. = 1 mile  
 5 4 3 2 1 0 500 1000  
 ○ Pl positions After Withdrawal. || ○ Def Pos. || (M) M.M.G. & Mortars.  
 CAPT. MCGREGOR.



Copy No...

55/53 B ATTALION - CAMP 1939

TACTICAL EXERCISE WITH TROOPS.

COMPANY IN WITHDRAWAL.

REFERENEC MAPS.

WOLLONGONG 1" - 1 Mile.

SKETCH 4" = 1 Mile.

VICINITY

WOONONA AREA "C"

PREPARED BY

CAPT. S.J. YOUNG.



COMPANY IN WITHDRAWAL.

OBJECT

To exercise a coy. in withdrawal from close contact by day.

LESSONS.

1. A carefully prepared timetable is the basis of a well organised withdrawal. The times laid down for the different phases will be scrupulously observed. The fact that a neighbouring Unit has withdrawn should not make a unit hasten its own departure unless it receives a written or verbal order to do so from an officer with authority to give it.  
I.T. 1937 sec 86 (4)

2. It will often be desirable for M.G. Pls. to be placed under command of rifle Coy. Comdrs.  
I.T. 1937 sec 60 - 4 (4)

3. Whatever the method adopted a running fight must be avoided at all costs, as it leads to loss of control. Once troops have left their positions they will go straight back to the next one as quickly as possible.  
I.T. II Sec. 32 (12)

NARRATIVE.

1. The 55/53 Bn with 114th. Fd. Bty. (H) in support, is occupying a defensive position in the area (incl) BRICKFIELDS. M5A40 - L8B80 to M1C89 - L3B34. The 34 Bn. is on Right- 5Inf. Bde. on Left. Disposition within our Bn. is "A" Coy right- "B" Coy left- Inter Coy. boundary line M5A67 - L3C97.

The C.O. 55/53 Bn. met his Company Commanders at WOONONA SIDING at 0900hrs on 15 Feb. '39 and gave out his plan and orders for withdrawal to new Bn. defensive position.

2. At 0400 hrs on 15 Feb. 39 the enemy landed on the NORTHERN portion of BELLAMBI BEACH and forced "A" Coy. to withdraw to the line of RLY. (main Illawarra)

3. The withdrawal of "A" Coy. left the Right Flank of "B" coy. exposed and at 0530 hrs. the C.O. was ordered by Comdr. 14 Inf. Bde. to withdraw to the line BRICKFIELDS L4B71.

PART OF HIS ORDERS WERE AS FOLLOWS.

- (a) No withdrawal of fwd. Pls. before 0620 hrs.
- (b) Rear parties to be clear of line BRICKFIELDS L4B71 by 0710 hrs. To assist "B" Coy. withdrawal 13 Pl. M.M.G. is placed under command of O.C. "B" Coy.  
"B" Coy. to withdraw to reserve position vicinity. L4A82.
- 4. O.C. "B" Coy. issued the following orders for withdrawal:-
  - (a) No withdrawal of fwd. Secs. before 0620 hrs.
  - (b) 5,6,7, Pls. to commence thinning out 0620 hrs.
  - (c) Rear parties fwd. Pls. to leave Sec. position by 0640 hrs
  - (d) 1&2 Sec. M.M.Gs. to clear sec. area by 0645 hrs.
  - (e) 8 Pl. and 3 and 4 Sec. M.M.G. will cover the withdrawal of the fwd. Pls. from their present positions.  
8 Pl. will commence to withdraw at 0655 hrs.  
3 and 4 M.M.Gs. will withdraw at 0700 hrs.  
Rear parties to cross co-ordinating line BRICKFIELDS L4B71 at 0720 hrs.



ROUTES OF WITHDRAWAL.

5 and 6 Pls. cross country to DEPOT RD.

7 Pls. WANIORA RD.

8 Pl. cross to DEPOT RD.

Coy R.V. at ROAD JUNCTION L4D16.

13 Pl. M.M.G. R.V. at L4C94 will then withdraw to reserve position at L4A58 and revert to D(s) Coy. Command.

APPROXIMATE TIMETABLE AND FORECAST OF EVENTS.

<u>TIME</u>	<u>EVENT</u>
Z - 20	O.C. "B" Coy. issues orders for withdrawal.
ZERO	5,6,7, Pls. commence thinning
Z + 20	Rear elements of fwd Pls. to leave Sec. position.
Z + 25	1 and 2 Sec. M.M.Gs. to clear sec. area.
Z + 35	8 Pl. commence to withdraw.
Z + 40	3 and 4 secs. M.M.Gs. to withdraw.
Z + 60	Rear parties to cross co-ordinating line.

INSTRUCTIONS TO UMPIRES.1. INFORMATION.

The following papers are attached for your information and guidance.

- (a) Object of exercise and lessons to be brought out.
- (b) Narrative and plan of withdrawal.
- (c) Timetable and forecast of events.

2. CONTROL. Director assistant director.3. CONFERENCE

A conference of umpires will be held on the ground prior to the exercise.

4. POINTS TO NOTICE.

Notes should be made of the time, method, and sequence of delivery of orders. Also of strict adherence to the timetable, control and guiding of Pls. to Coy. R.V.

It should also be noted whether routes for withdrawal are reconce. and R.V.s fixed for Pls.

Note should be made of control of Amun. so that units are able to supply fire during the withdrawal.

Notes made of, when fwd. Pls. commence thinning out and remaining sec. cover withdrawal by increased fire.

REPORTS.

Written reports will be handed in at the conclusion of exercise.

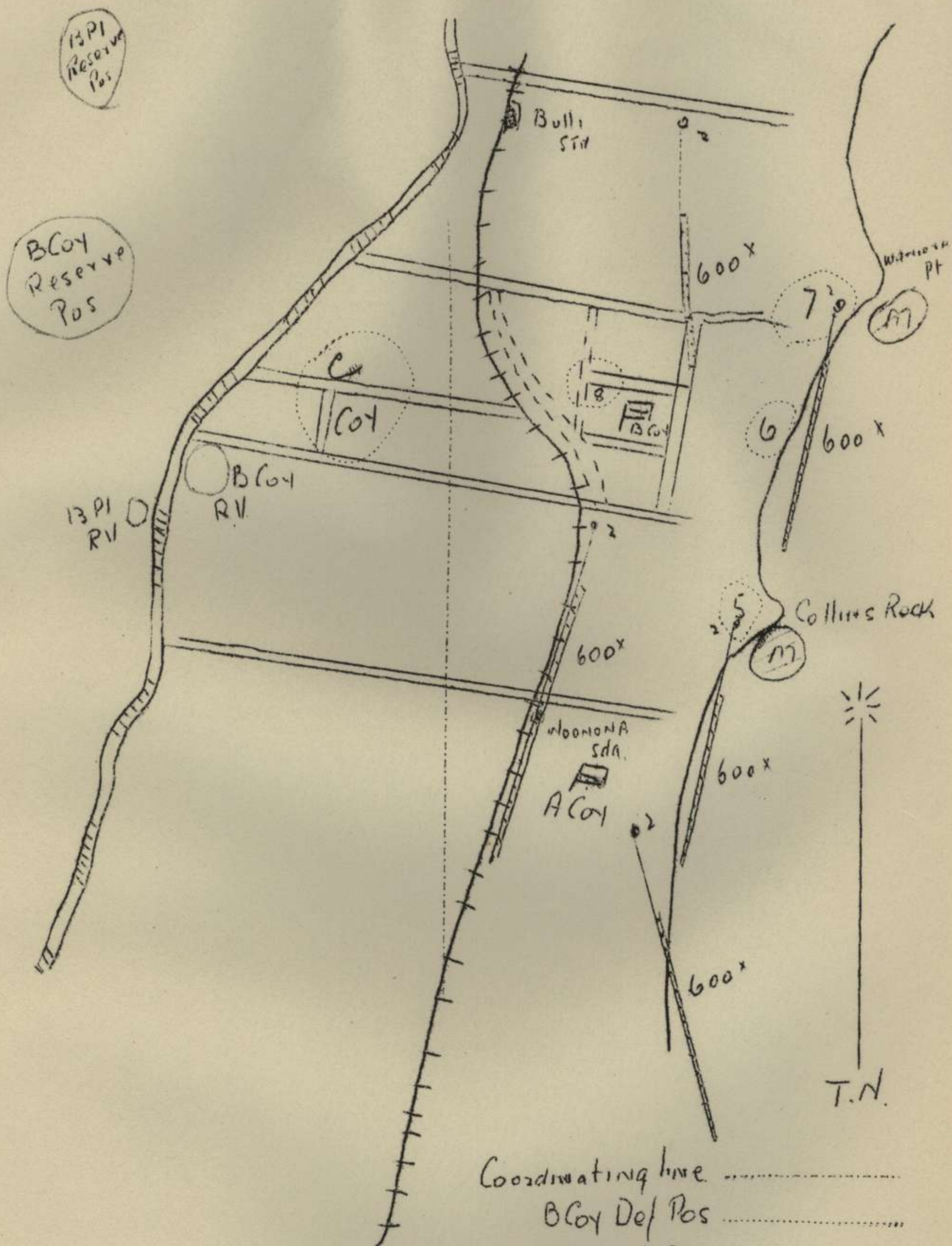


D.S. NOTES.

LESSONS.


1. The withdrawal should be carried out to a timetable as shown in this exercise. Primarily the Coy. Comdr. would get rid of his transport then the Inf. 5,6,7 Pls. holding fwd. posts are thinned out, while fwd M.M.Gs. cover their withdrawal by fire and also by the fire of supporting M.M.Gs. and reserve Pl. The fwd. M.M.Gs. would also thin out their Sec. until guns are manned by skeleton crews and these would get away according to timetable on sec. limbers. Therefore each component of the withdrawing force adhere strictly to timetable laid down.
2. 13 Pl. was placed under Command of O.C."B" Coy., the object being that in the event of an attack during Coy withdrawal the Coy Comdr. could use them to best advantage.
3. If timetable is strictly followed and the troops go straight back to Coy R.V. a running fight will be avoided, as supporting fire of M.M.G. and reserve Pl. will cover them to co-ordinating line and they should not stop during withdrawal and become engaged as this would waste time and alter the co-ordination of the withdrawing force.





Coordinating line .....  
 BCoy Def Pos .....  
 BCoy Wd. Pos .....  
 Mortar Tasks (M)

Scale 4" = 1 mile





Page. 1.

Copy. No.

55th/53rd. BATTALION CAMP 1939

TACTICAL EXERCISE WITH TROOPS.

MACHINE GUN SECTION IN BEACH DEFENCE

Reference Maps.

WOOLONGONG 1" = 1 Mile.

Sketch. 8" = 1 Mile.

Nicinity

WOONONA

Date.

15 Feb. 39.

Prepared by.

Lieut. A.E. Leach.



TACTICAL EXERCISE WITH TROOPS.MACHINE GUN SECTION IN BEACH DEFENCE.OBJECT.

To exercise the M.G. Section in the occupation of a beach defensive position.

(a) by day.

(b) by night.

LESSONS TO BE BROUGHT OUT.

1. Concealment is of the utmost importance ..... Infantry is responsible for siting, organizing and constructing its own defence work, including wire entanglements. F.S.R. 11. Sec. 73.
2. At the first opportunity arrangements will be made for the protection of M.G's and personnel from enemy fire. This can be done by use of existing cover and by entrenching ..... Entrenching may be a danger if obvious to ground or air observation. Care must be taken to camouflage the work. S.A.T. 111 Sec. 38.
3. Ground over which movement is to be made at night should have been thoroughly reconnoitred by day. Aids for keeping direction should be noted and plans made for avoiding or getting through obstacles. I.S.L. Sec. 35. (ii).

OPENING SITUATION.

A situation has arisen between AUSTRALIA and a Northern Force which necessitates the occupation of coastal defences in preparation for a beach landing by enemy troops.

55/53 Bn has been allotted the sector - BELLAMBI POINT ( inclusive )  
WANIORA POINT ( exclusive ) rear boundary PRINCES HIGHWAY.

In his plan for the defence, the Bn Comdr visualised A and B Coys. forward, C Coy in reserve, with three Pls M.G's in the role of forward guns and one Pl. M.G's (attached from 56 Bn) in support.

NARRATIVE

Orders by "D"(S)Coy Comdr ( in pursuance of the fire plan by C.O.55/53 Bn.) included the following salient points essential to 13 M.G. Pl.

INTENTION.

Will occupy defensive position to stop enemy on beach line.

ROLE. Forward Guns.

CREW. 1 Sec M 1c62 Arc to include COLLINS ROCK. Fixed line -  
COLLINS ROCK - range 600x.

2 Sec. COLLINS ROCK Mic89 . Arc to include BELLAMBI POINT .  
Fixed line - BELLAMBI BEACH. range 600x.

S.O.S. Red, Green, Red Verrey lights from vicinity COLLINS ROCK.

AMN. 14 Belts per gun to be unloaded in Sec Areas.

LIMBERS. To be sent back to Bn transport lines L4c73 after unloading.

WORKS. Weapon and Control pits will be dug ( 1st task ) then connected  
(2nd. task.)

TOOLS. 8 extra shovels will be dumped in each Sec Area.

COY H.Q. L4d94



S.A.A. RESERVE. L4d95

R.A.P. L4c77.

PROBLEM.

As Sec Comdr No.1. Sec. occupy and organize your area for defence.

NARRATIVE Continued.

At 0900 hrs information from the R.A.A.F. revealed that an enemy convoy was standing off the South Coast.

C.O. 55/53 Bn in anticipation of a possible night landing, has ordered that all defences be manned.

PROBLEM. 2.

As Comdr No.1. Sec, re-occupy your area and organize for defence.

APPROXIMATE TIMETABLE AND FORECAST OF EVENTS.

<u>TIME</u>	<u>EVENT.</u>
Zero	: Coy. Comdr's. orders completed.
Z + 15	: Pl. Comdr's. orders and Sec. Comdr's. orders completed.
Z + 20	: Rear Parties Fwd. rifle pl. clear localities. High gun numbers withdraw to R.V.
Z + 25	: 1 and 2 sec. with skeleton crews move to R.V.
Z + 40	: Rear parties cross co-ordinating lines.
Z + 45	: Exercise ends.
Z + 50	: Conference at L 4 - C 49.

INSTRUCTIONS TO UMPIRES.

(a) GENERAL

1. Careful note should be taken of all orders and instructions issued and the time of commencement and completion of same.
2. Notes should also be taken of the times of commencement and completion of all operations, such as Sec. Comdr's recce, occupation of position, digging in etc.
3. Following are definite questions to be answered by umpires regarding the action of the Sec. Comdr. and Sec. Cpl.

(b) OCCUPATION BY DAY.

Sec. Comdr.

4. Did the Sec. Comdr. expose himself, (or his orderly) unnecessarily during his recce.?
5. What orders did he give to his range-taker?
6. Be prepared to comment on gun positions selected - are both guns able to include the arc and fixed lines without danger to personnel?



6. Contd.

Also the control position - is it the best for (a) control (b) observation (c) concealment.

7. Having selected the positions as above, how did the Sec. Comdr. get his guns forward? Did he signal for them? Did he make use of his orderly?
8. Did he make any arrangements for local protection whilst occupying the position?
9. Did he occupy alternate positions so that he could commence digging operations on the others.
10. Did he lay the guns 3 degrees off his fixed lines.
11. Did he take the elevation on the guns with the clinometer.
12. When the occupation was complete, did he send the orderly to Pl. H.Q. with a message to that effect.
13. How did he organize his working party?
14. Do you consider that he lost time during any of the operations.?

NOTE.

Timings in the approximate Time Table are based on emplacements such as are shown in S.A.T. iii. Plate XX Fig. 1. to a depth of three feet six inches. including connecting trenches, but also including sandbag revettments.

SEC. CPL.

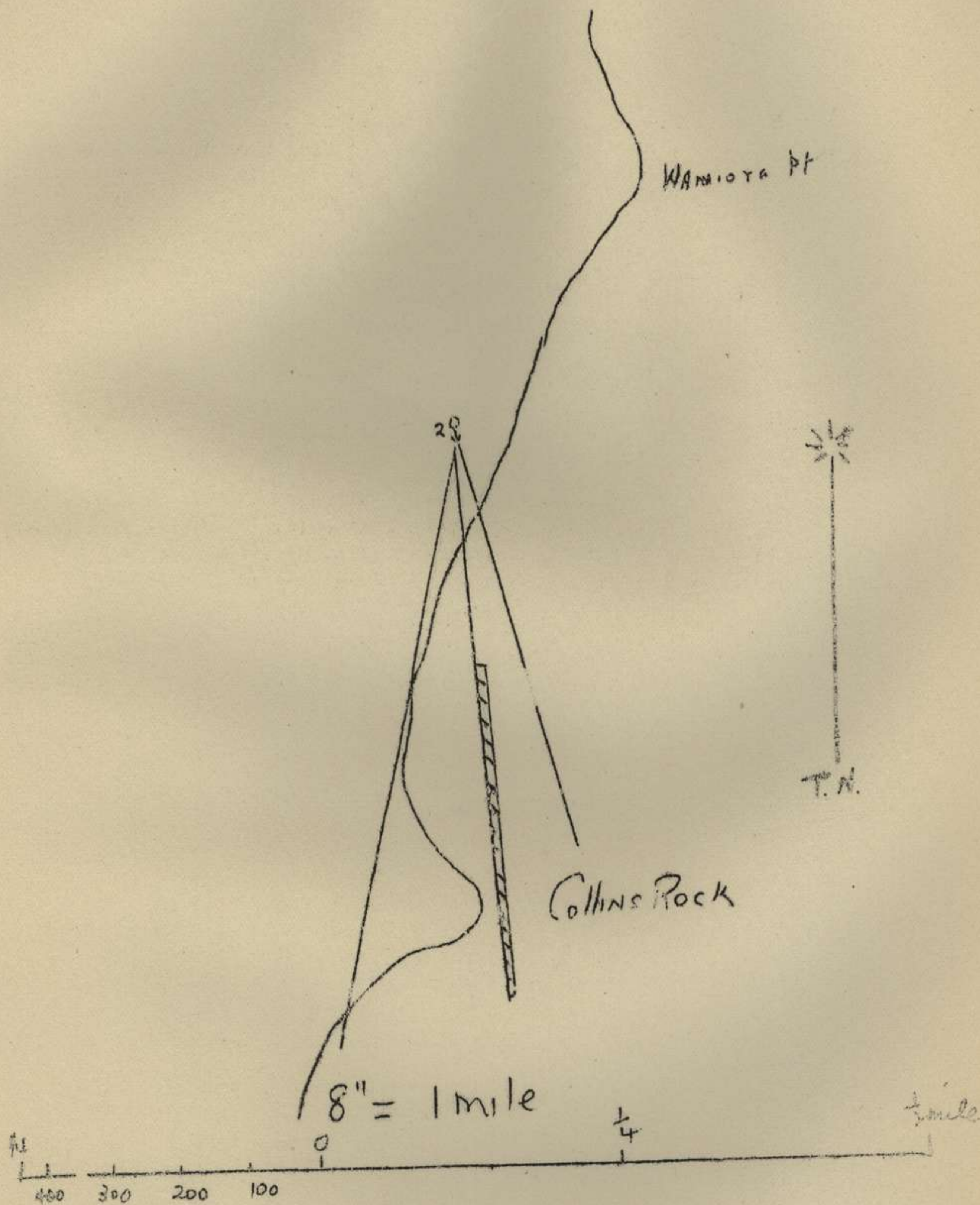
15. Having arrived at the position in readiness, did the Sec. Cpl. waste any time in unloading.
16. Did he unload all the equipment and gear required. ?.
17. Did he get his gun numbers ( and Guns etc) forward as far as possible towards the Sec. Comdr. giving due consideration to concealment.
18. Did he receive reports from the Gun. Nos. and then report his Sec. to the Sec. Comdr.
19. On the 'ACTION' signal being given, did he then organize the higher numbers in a chain of supply from the guns to the limber or dump.
20. Did he give the limber drivers orders as to where he was to go after unloading.?.
21. Did he look for water supply and notify Sec. Comdr of position of same ?.

(c) OCCUPATION BY NIGHT.

22. Having arrived in rear of the position to be re-occupied, what orders did the Sec. Comdr. give ?.  
Did he give any Instructions against smoking use of lights and talking.
23. Had he any difficulty in finding the position. ?.
24. Was the re-occupation carried out silently ? , Quickly ?.
25. Were the guns half loaded and sentries posted.  
Did he allow the remainder of the men to rest ?.
26. What action was taken when the S.O.S. went up. ?.
27. Had the Sec. Comdr. made out a Sentry Roster. ?.



M.G. Sec. in Beach Defence





PAGE 1.  
Copy. No.....

55/53 BATTALION. CAMP 1939.

TACTICAL EXERCISE WITH TROOPS.

PREPARATION AND OCCUPATION OF A FWD. M.M.G. SEC. POST  
(BEACH DEFENCE) BY DAY

REFERENCE MAPS.

WOLLONGONG 1" =  $\frac{1}{2}$  mile.  
Sketch. 4" = 1 mile.

VICINITY

WOONONA

PREPARED by

LIEUT. K. NICHOLLS.



Lesson 2 (cont.)

3rd, Task. The remaining sub-section will construct a sanitary trench of 30 ft. and the weapon pits widened, deepened and revetted.  
Time. 4 hrs.

4th. Task. Camouflage the posts from observation by turfs, or, where they have been dug in sand, cover with grass to blend with the surroundings. Tracks must be avoided.

In giving out his orders the Pl. Comdr. should cover the following points:-

Information. - position of troops in vicinity.

Intention.

Sec. areas.

Position of readiness

Arcs of fire

Details of Fixed lines.

Rates of fire.

S.O.S. and where put up.

Concealment

Local protection

Allocations of tasks and tools.

Alternative positions.

Limber positions.

Pl. H.Q.

When tapping out sec. posts consideration must be given to the linking up of the trench system, and 13 Pl. Comdr. will have to work in liaison with "B" Coy. Comdr.







Page. 1.  
Copy. No.....

55/53 BATTALION . CAMP 1939.

TACTICAL EXERCISE WITH TROOPS.

MORTAR DETACHMENT IN DEFENCE.

"AREA "B"

REFERENCE MAPS.

WOLLONGONG 1" = 1 MILE.  
Sketch. 1" = 50 Yards.

VICINITY

WOONONA

7th FEBRUARY 1939

PREPARED by

LIEUT. C.C.GIBBINGS.



MORTAR DETACHMENT IN DEFENCE.

OBJECT.

To teach the personnel of a mortar detachment the lessons hereunder set out and to exercise them in the occupation of a defensive position.

LESSONS.

The detachment commander reconnoitres his area with a view to selecting a position for the mortar and a control post. Ground offering the following advantages will be selected whenever possible :-

1. Suitable for the task.
2. Covered approaches.
3. Concealment for the Mortar.

With reference to 3. care must be taken to ensure that there is no over head obstruction to the Mortar.

P.I.T. Sec X1. 1. (b).

The position of a control observation post is governed by tactical and technical considerations, but every effort must be made to keep it inconspicuous.

P.I.T. Sec. X1/ 23 (a).

When there is sufficient time to reconnoitre for the most suitable position offering concealment, and thereby affording opportunities for surprise, full consideration must be given to the enemy's observation. Obvious land marks may give cover from view, but they and their vicinity should be avoided if likely to attract enemy artillery fire. Positions in the open defiladed as much as possible from the front and clear of landmarks, provided their occupation is unobserved, are preferable to those under inadequate cover that will be likely to draw artillery fire.

P.I.T. Sec. X1. 2. (B).

SITUATION.

1. 55/53 Bn. as part of 14 Inf Bde., is holding a defensive position from FALT ROCKS to WONIORA POINT.
2. No. 16 (M) Pl. as part of "D" (S) Coy. has been given an area between COLLINS ROCK and WONIORA POINT to defend.
3. No. 1. detachment has been ordered by the Pl. Comdr. to occupy a position WEST of the Railway Lines shown on Local Sketch.

NARRATIVE.

1. It was reported on 7 Feb. at 1700 hrs that an enemy convoy had been sighted 60 miles due West of COLLINS ROCK moving in a WEST-ERLY direction. with the apparent intention of making a landing in the vicinity of COLLINS ROCK.

2. As part of the general beach defence No. 16 (M) Pl. was ordered to take up a position from which fire could be laid down in the marshy areas between COLLINS ROCK and WONIORA POINT.

3. The Position was to be occupied by 1900 hrs on 7 Feb.

4. The Pl. Comdr. of 16 (M) Pl. decided to occupy this sector with No. 1. Det.

5. The Det. Comdr. was then given the following information :-

1. The area to be occupied.
2. The task allotted to the detachment (see sketch)
3. The position of the three machine gun secs. and their arc of fire (see Sketch)



MORTAR DETACHMENT IN DEFENCE

INSTRUCTIONS TO UMPIRES

GENERAL.

No enemy will be represented.

The exercise is intended to bring out certain lessons as enumerated on page 2.

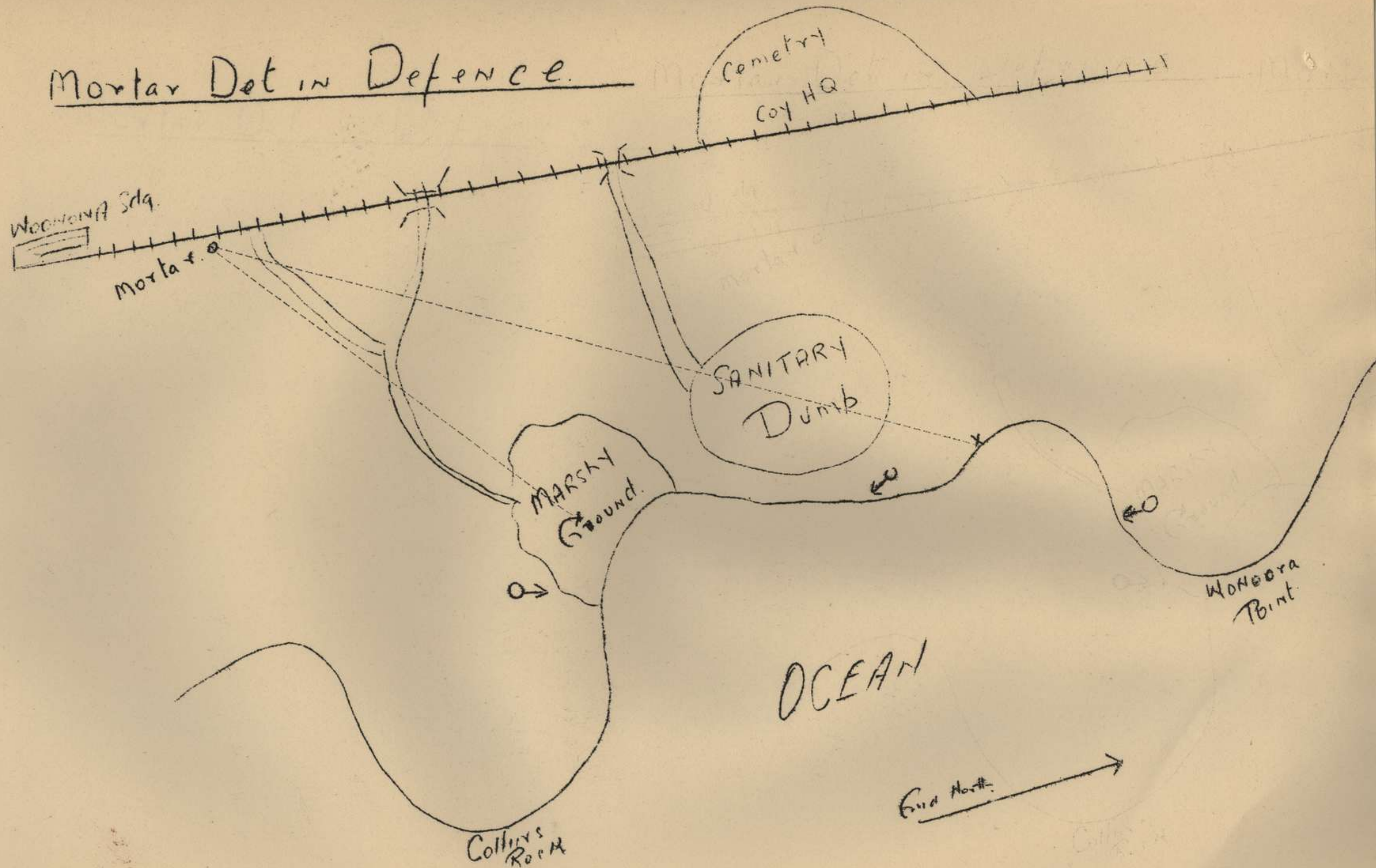
The Det Comdr should be made a casualty and another man to take his place, This should also apply to No. 1. on the Mortar, and so on, so that each man can fill any vacancy in the detachment.

POINTS TO NOTE.

1. Whether the Det. Comdr recess. the area with a view to selecting :-
  - (a) Covered approach.
  - (b) Actual site for gun.
  - (c) Observation Post.
2. Whether any arrangements are made for carrying the special task of the Det. at night. This can be done by sighting the target with an object between the target and the Gun, preferably a stick of some sort, and tying a white rag or material to the stick.
3. Whether the Det. Comdr considers he should make out a range card or not. If so, his reasons.
4. Whether the area selected has good covered approach and concealment for the mortar and personnel.
5. Sequence of Det Comdr orders.
6. Whether Det Comdr has been in touch with rifle Coy Comdr working in same sector with a view to mutual support.
7. Whether Det comdr has allowed sufficient safety angle for overhead fire.
8. Time taken from receipt of orders until the Det is in position.



# Mortar Det in Defence.





Page. 1

Copy No

55th/53rd BATTALION      CAMP 1939

TACTICAL EXERCISE WITH TROOPS.

M.M.G. PLATOON IN WITHDRAWAL

REFERENCE MAP

WOLLONGONG 1" = 1 Mile.

SKETCH      4" = 1Mile.

VICINITY

WOONONA

DATE

15 Feb. 39.

PREPARED BY.

Major J.N.Abbott.



M.M.G. PLATOON IN WITHDRAWAL.

Object of Exercise.

To exercise a M.M.G. Platoon in withdrawal when in close contact.

Lessons to be brought out.

1. A carefully prepared timetable is the basis of a well organized withdrawal. The times laid down for the different phases will be scrupulously observed.

I.T. Chap. xiii sec. 86 (4)

2. Unless sited to cover a defile, machine guns should be in direct fire positions, covering as wide an arc, at as long a range as possible, alternate positions being selected; an easy and concealed line of withdrawal will be important and vehicles should be kept as near the gun positions as is safe, so that the guns can be got away quickly. It is desirable for M.G. Platoons to be placed under the command of rifle Coy. Comdrs.

I.T. 1937 ( Chap. X Sec. 60 Para. 7)

3. A. proportion of the personnel should be sent back to a rendezvous in rear before the final withdrawal leaving only the minimum number necessary to bring the guns out of action.

I.T. 1937 ( Chap X Sec. 60 Parra. 7)

Narrative.

- 1.55/53 Bn. with 114 Fd. Bty.(H) in support is in occupation of a defensive position in the area. Right Incl. M 5 A 40 - L 7 B 00 - Left.incl. M1 C 89 - L 3 B 34 ( For dispositions see. M.M.G. Pl. in Defence exercise and sketch).

2. At 0330 hrs. Feb. 39 an enemy landing on the NORTHERN portion of BELLAMBI BEACH forced the forward platoons of "A" coy. and No 5 Sec. M.M. Guns to withdraw to the line of the Main SOUTHERN RAILWAY with heavy casualties.

3. This withdrawal exposed the right flank of "B" coy..  
The 5 Inf. Bde. on the left of 55/53 Bn. had also been forced back.  
At 0530 hrs. the C.O. 55/53 Bn. decided to withdraw to the line  
L 8.A94.- L 4. A 92.

Portion of his orders were:-

- (a) No withdrawals before 0600hrs.  
(b) " "W in Fwd. Pls. before 0620 hrs.  
(c) Rear parties clear the line L 8.B 60- L 4 B 81 by 0705 hrs.

4. The co-ordinated plan of withdrawal between Bn H.Q., "D" coy., and "B" coy. was as follows:-

13 Pl. (M.G.) to come under command "B" coy. Comdr.

3 and 4 secs. 14 Pl.(M.G.) with 8 Pl."B" coy. from their present position to assume an immediate role and cover the withdrawal of "B"coy. (less 8Pl.) and 13 Pl. M.G.

5. Portion of "B" coy Comdr. orders were:

"B" Coy to withdraw to reserve position at L 4 C 35

13 Pl. M.M.G. " " " " at L 4 C 49

"B" Coy. rendezvous at L 4 C 84

5 Pl. to commence thinning out at 0620 hrs Route COLLINS CREEK

6 " " " " " " " " " DEPOT ROAD

7 " " " " " " " " " WANIORA ROAD

Rear parties of forward Rifle Pls. to localities by 0640 hrs.

1 and 2 M.M.G. sec's to withdraw at 0645 hrs.

8 F1 to withdraw at 0648 hrs.



5 Contd.

3 and 4 M.M.G Sec's. to withdraw at 0652 hrs.

6. 13 Pl. Comdr. issued the following orders for the withdrawal of 1 and 2 (M.M.G.) secs.  
 13 Pl. reserve position at L 4 C 49  
 Pl. rendezvous at L 4 C 96  
 Proportion of Sec's to withdraw at 0640 hrs.  
 M.M.G. Secs. with skeleton crews to move mounted at 0645 hrs.  
 Rear party to clear line L 8 - B 60 -, L 4 - B 81 by 0705 hrs.  
 Routes of withdrawal 1 Sec. DEPOT ROAD  
                       "      "      "      2 Sec. WANIORA ROAD.

APPROXIMATE TIMETABLE AND FORECAST OF EVENTS

<u>TIME</u>	<u>EVENT</u>
Z - 25 Min.	: Defensive posts occupied
Z -20 "	: 13 Pl. Comdr issues his orders for withdrawal
Zero	: Fwd. rifle Pls. commence thinning ( 5,6, & 7)
+ 20 Min	: Rear parties Fwd. rifle Pls. clear localities High numbers withdraw to RV.
+	
+ 25 "	: 1 and 2 secs. with skeleton crews move to RV.
+ 40 "	: Rear parties cross co-ordinating
+ 45 "	: Exercise ends
+ 50 "	: Conference at L 4 C 49.

INSTRUCTIONS TO UMPIRES1. Information.

The following papers are attached for your information and guidance:-

- (a) Object of exercise and lessons to be brought out.
- (b) Narrative and plan of withdrawal.
- (c) Timetable and forecast of Events.

2. Control.DirectorAssistant Director3. Conference.

A conference of umpires will be held on the ground prior to the exercise.

4. Points for notice.

Note should be made of the time, method and style of delivery of all orders.

5. Interest will be maintained by the "Painting Situations" to the Pl. Comdrs. and Sec. Comdrs.

6. Note will be made of the arrangements made by the Pl. Comdr. for the Recce. of routes for withdrawal.



Instructions to Umpires. (Contd.)

7. Note will be made of liaison with "B" coy.
  8. All Umpires should make themselves conversant with the detail contained in I.T. Vol. II Sec. 37 (Duties special to rear guard action) and where applicable, see that these duties are carried out.
  9. Umpire with 1 sec. will note, particularly the position of the Sec. limber at the time of the final withdrawal of the Sec.
  10. Notes will be handed in at the conclusion of the exercise.
- 

MANNING CHART.POSITIONFILLED BY.

"B" Coy. Comdr.

13 Pl.       "

"   "       Sgt.

No 1 Sec. Comdr.

No 2       "       "

DIRECTING STAFF.

Director

Assistant Director

Umpire 13 M.G. Pl.

"       1   Sec. Comdr.

"       2       "       "

D.S. NOTES.Lesson I

Has been brought out by the orders of "B" Coy Comdr. for the timing of the withdrawal of his Coy. and 13 Pl. and also by the orders of the Pl. Comdrs. for the withdrawal of their Secs.

Failure on the part of any the withdrawing force to adhere to the timetable may result in their being cut off, or if they withdraw too early, will result, owing to the lack of fire support at the right moment, in other Pl. or Secs. of their force being caught.

Once clear of the defended localities they should move straight back to their Pl. R.V. and avoid a running fight. As this withdrawal is made in daylight, all use of the cover on the sides of DEPOT ROAD and WANIORA ROAD must be used for the limbers, while the higher gun numbers can make use of the cover and concealment provided by creek courses running through the area.



D.S. NOTES Contd.

Lesson 2.

In order to provide fire support and particularly to protect the right flank of "B" Coy. 13 Pl. has come under the command of "B" Coy. Comdr.. The reason being that he can quickly get fire support should an unforeseen situation develop. Both Secs. have been so sited as to fire on wide arcs in direct fire positions. On the withdrawal of "A" Coy. on the right of "B" Coy. 1 Sec. comdr. at COLLINS ROCK, would adjust his arc so as to conform to the new line taken up by "A" Coy. and at the same time cover "B" coy. right flank, working in liaison with 5 Pl. "B" Coy.. Owing to creek courses and railway lines both Sec. limbers will have to withdraw on the roads, 1 Sec. DEPOT ROAD and 2 Sec. WANIORA ROAD. COLLINS CREEK, separating COLLINS ROCK from DEPOT ROAD will prevent 1 Sec. limber from coming closer to the Sec. post than 300 yds., this will necessitate a long carry, manhandling of guns and gear, so that 1 sec. comdr. when thinning out the sec. post, should keep sufficient gun numbers to quickly do the task.

Lesson 3.

Skeleton crews will come out mounted on the Sec. limbers as far as the co-ordinating line. Previous to the withdrawal the Pl. Sgt. will be sent back to the Pl. Rendz. and recce. lines of withdrawal. The skeleton crews should consist of 1 and 2 gun numbers of each sub-section, the Sec Comdr., and the orderly or rangefinder. No 1 Sec. will require to maintain an extra man in each sub-section with the skeleton crews.



Page 1.  
Copy No....

55/53 BATTALION - CAMP 1939.

TACTICAL EXERCISE WITH TROOPS.

RIFLE SECTION IN RECONNOITRING PATROL.

REFERENCE MAP.

WOLLONGONG 1" = 1 Mile.

SKETCH 12" = 1 Mile.

VICINITY

WOONONA AREA "B"

DATE

7 FEB. 1939.

PREPARED BY

LIEUT. J.R.LINSCOTT.



SECTION RECONNAISSANCE.

1. OBJECT.

To train the section in the Role of a Reconnoitring Patrol.

2. LESSONS.

- (a) The patrol should be able to move silently, particularly at night.
- (b) The task of the patrol is to get certain information and to return with it, without letting the enemy know of its identity or strength or if possible of its presence.



3. NARRATIVE.

During the day the 55/53 Bn. has been engaged with an invading force and has been driven back to the SOUTH COAST RLY. After a heavy counter attack the enemy was forced back to the beach, after nightfall the O.C. "B" Coy. decided to send out a reconnaissance Patrol to ascertain if the enemy still occupied the beach and their exact localities.

O.C. 5 Pl. instructed 1 Sec. to carry out a reconnoitring patrol to ascertain the information the Coy. Comdr. required.

4. INFORMATION.

The enemy has been silent and inactive since sundown and the C.O. believes that he has either evacuated the position or else is preparing for another attack.

5. INTENTION.

1 Sec. will carry out a reconnaissance patrol to the beach and ascertain if the enemy still occupy the position.

6. METHOD.

The patrol will advance along "A" road to "B" road thence to the beach and from there to a point about 700yds south and then return via the Grassy Bank to "D" road.

PASS WORD IS "SMOKE"

7. ESTIMATED TIMES.

Z hr. to Z + 10 min.	assemble and explain exercise.
Z + 10 to Z + 15 "	Sec. Comdr. issues orders.
Z + 15	Patrol moves off.
Z + 40	Patrol returns
Z + 40 to Z + 60	D.S. conference.

8. ADMINISTRATION.

Materials required. 2 white arm bands.

9. ORGANIZATION.

1 Sec.	1 N.C.O. 6 MEN.
Skeleton Enemy	1 N.C.O. 2 men.

Direction.

Director Pl. Comdr. of sec. being exercised

INSTRUCTIONS TO SKELETON ENEMY.

Enemy are to be at point X and are to move about as though also doing a Recce, Patrol, they are not to make any unnecessary noise and if they meet the Sec. Patrol they must do all possible to get away without being seen but must remain long enough to be able to tell the Director how many members of the Section consists of.



D.S. NOTES.1. LESSONS

The formation adopted by the patrol when advancing, is governed by various factors. It is not necessary that good fire positions be selected, as the only time firing would take place would be if the patrol found it had to fight in self defence. Silence is particularly essential, so also is control, and it looks as though File with a good space between Files, and the Sec. Comdr. with the second File would be the best formation.

Since it is the task of the patrol to get information it must be remembered that the enemy also wants information and if the patrol falls into his hands he will have got his information and you will have left your Coy. without any information at all.

Deduction.- Avoid being ambushed. Do not crowd together, if capture seems inevitable then you must forsake silence and fight out of it and get back to your platoon.

2. SECTION COMMANDERS APPRECIATION.

The Sec. Comdr. on receiving his orders, cannot carry out a recce. of the route he has to follow, and can only rely on two things= One, is his ability to keep direction in the dark - secondly the fact that the line of his advance from and return to his Pl. position are marked fairly plainly by roads. At nights a route that is easily followed is desirable though not always practicable. However, in this case the roads and the beach and the Fence line are very prominent aids towards keeping direction.

Having his route laid down for him the Sec. Comdr. does not have to decide on this point and thus he concentrates on the formations he will have to adopt during the various parts of his patrol and as the ground is fairly open to the Beach with very little scrub, it looks as though an open formation is not suitable. On the Beach it would be better to get a wider frontage and perhaps have two files in line forward so as to cover most of the GREEN BANK and also the Beach, while, on the return journey the Sec. would not be able to extend very much because of the watercourse and the fence. So the Sec. Comdr. would decide on File with a space of about 20 paces between files, for the advance as far as the Beach, and then two files to extend in line and move south with the third file bringing up the rear, and on the return journey file most of the way and single file when getting through the fence.

3. SUGGESTED VERBAL ORDERS FOR 1+SEC. COMDR.TOPOGRAPHY.

That, road in front of us is "D" road the first road on the left of it is "A" road, and "B" and "C" roads run off "A" road and lead to the Beach.

INFORMATION

The O.C. Coy is not sure if the enemy has evacuated the Beach or not, and we have not heard any enemy activities for some time.

INTENTION:

1 Sec. will go out on a recce. patrol and ascertain information required.



3 Contd. D.S. NOTES contd.

METHOD.

Line of advance will be up "A" road to "B" road ( which is second on the right off "A" road) along "B" rd. to the beach, then south to a point 700 yds from "B" rd., returning along fence to "D" rd., and along "D" rd. to Pl. H.Q. Formation to Beach will be in file with 20 paces between files. At Beach the second file will come up on the left of the first file and we will then advance in extended line with the third file about 30 yds in the rear. On the return journey we will move in file well spaced and in single file through the fence.

We have 30 Minutes to complete our task.

ANY QUESTIONS.?




D. S. SKETCH


EXERCISE NO

SECTION IN RECONNAISSANCE PATROL

PLATOON AREA



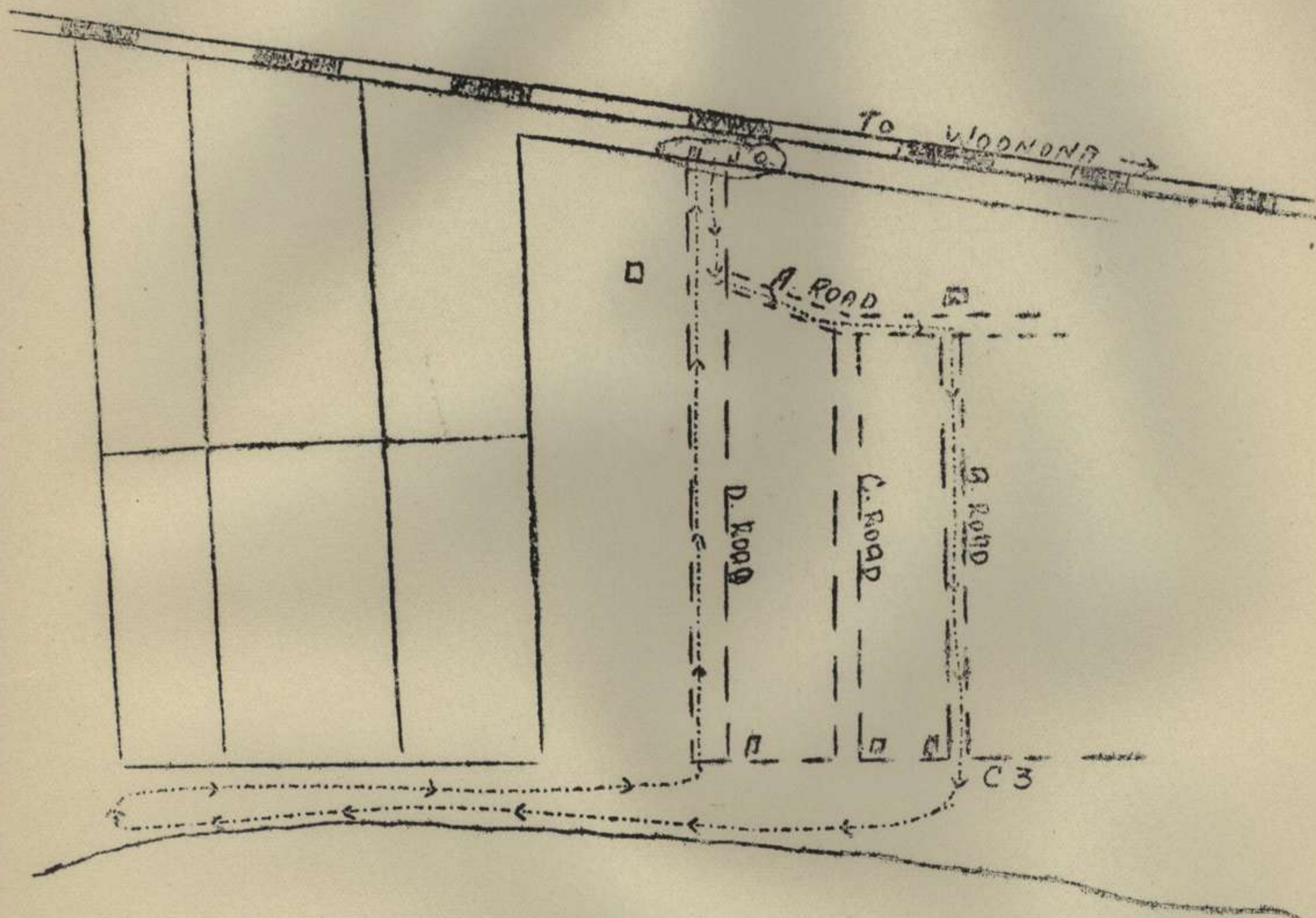
ROUTE OF PATROL




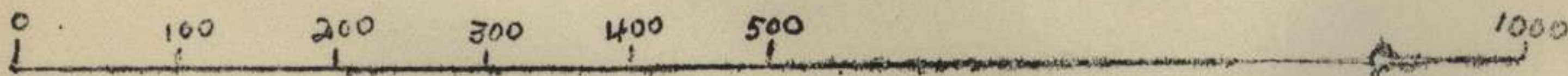
WIRE FENCE



BRICKYARDS



SCALE:- 12 INS. = 1 MILE.



LT. LINSKOTT.



55/53 BATTALION

CAMP 1939.

TACTICAL EXERCISE WITH TROOPS.

M.M.G. PLATOON IN WITHDRAWAL.

AREA "C"

REFERENCE MAPS.

WOLLONGONG  
SKETCH

1" = 1 MILE.  
4" = 1 MILE.

VICINITY

WOONONA

PREPARED by.

- LIEUT. K. NICHOLLS.



M.M.G. PL. IN WITHDRAWAL.

OBJECT.

To exercise a M.M.G. Pl. in a withdrawal when in close contact.

LESSONS TO BE BROUGHT OUT.

- (1) Once troops have left one position they will go straight to the next as quickly as they can.  
I.T. 11. Sec. 32. 12.
- (2) Some machine guns should be detailed to form the backbone of the rear parties, a proportion of the personnel should be sent back to a rendezvous in rear before the final withdrawal, leaving only the minimum number necessary to bring the guns out of action.

I.T. 1937. Chap. X. Sec. 60/7.

NARRATIVE.

- (1) 55/53 Bn. is now in a defensive position in the vicinity of WOONONA. Right Boundary (incl) M5A40 - L7B00. Left Boundary (Incl) M1c89 - L3B34 - "A" Coy. Right "B" Coy. Left.
- (2) The enemy succeeded in making a landing on BELLAMBI BEACH at 0330hrs On -- Feb. and forced "A" coy. and 5 Sec. M.M.G. to withdraw to the line of the MAIN SOUTHERN RAILWAY with heavy losses.
- (3) During the attack "B" Coy. remained in possession of their sector incl. COLLINS ROCK - Incl WANIORA Pt. with 1 Sec. 13 Pl. M.M.G. firing SOUTH from vicinity of COLLINS ROCK.

APPROXIMATE TIME TABLE AND FORECAST OF EVENTS.

<u>TIME</u>	<u>EVENT.</u>
Z-60 mins.	Coy. Comdrs orders to Pl. Comdr.
Z-30 mins.	Pl. Comdrs. orders to Sec. Comdrs.
ZERO.	Withdrawal commences.
Z + 30 mins.	Gun numbers withdraw.
Z + 45 mins	Last man clears line. L8B60-L4B81.
Z + 65mins.	Occupation of position at L4C49.



M.M.G. PL. IN WITHDRAWAL.

INSTRUCTIONS TO UMPIRES.

1. Note lines of withdrawal.
2. Note actions of Sec. Cpls.
3. Note actions of Sec. Comdrs.
4. Note control of Ammn.
5. Note formations adopted.
6. Note adherence or otherwise to time table.

D.S.NOTES.

When a M.M.G. Pl. withdraws, those men not required to keep the guns in action are withdrawn first. On the command "Prepare to move mounted" the Sec. Comdr signals for the limber, informs Sec. Cpl. of amount of Ammn. to be left at the guns and gives orders to the gun numbers.

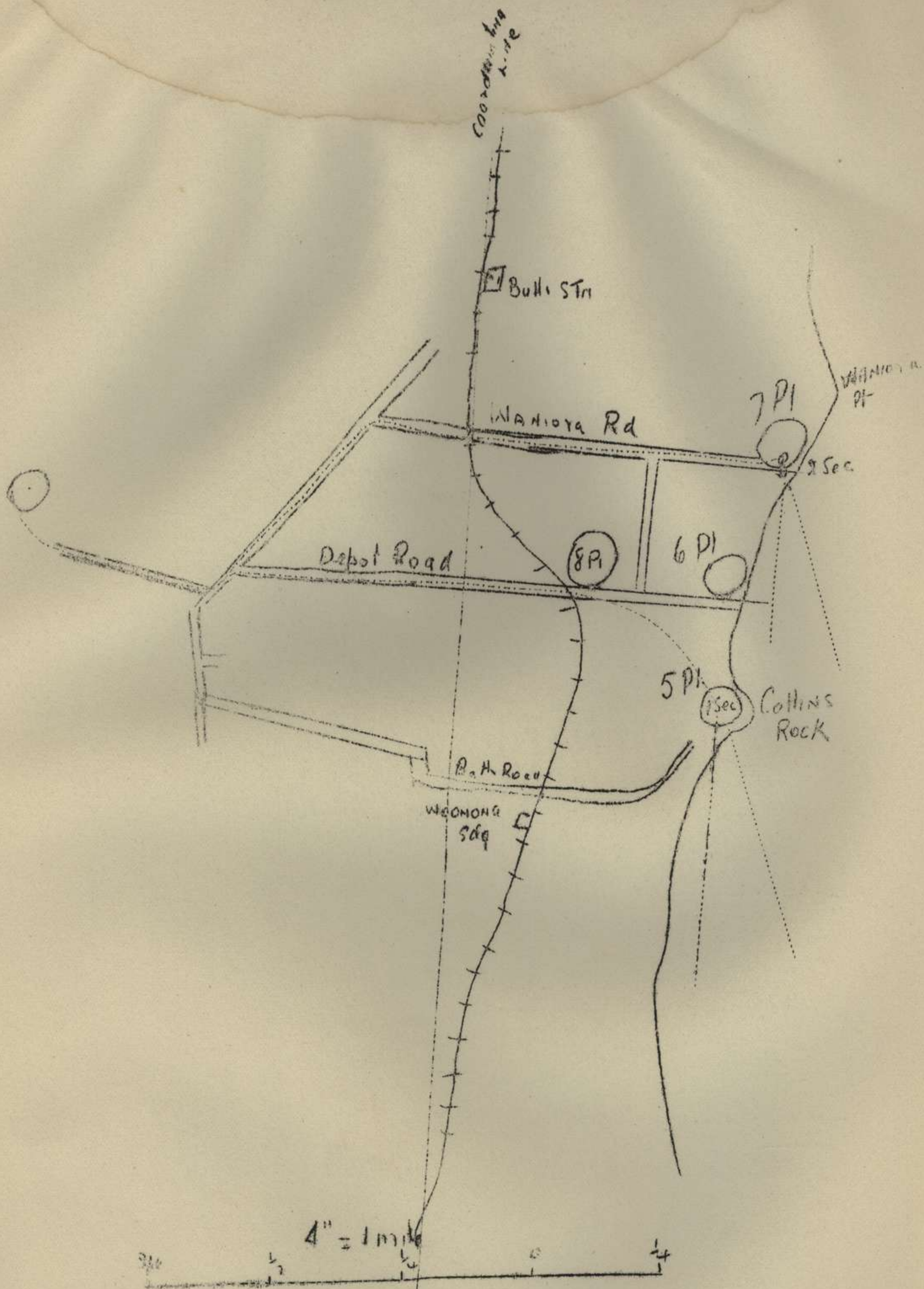
The Sec. Cpl. orders the limber to a prearranged position, turns it round and assists spare numbers to take off the cover and take out the gun chests. He sends fwd. any ammn. required. He then moves to the rendezvous with the whole Sec. except Nos. 1 & 2 of each gun and orderly and R.T. He details a fresh No. 1. and No. 2 to take over the guns as soon as they arrive back.

On the command "MOVE" the Sec. Comdr. assists Nos. 1 & 2 to get the stores on the limber and replace cover. All mount on limber and move to rendezvous.

MANNING CHART.

<u>UNIT</u>	<u>POSITION</u>	<u>FILLED BY.</u>
14 Pl.	Pl. Comdr.	
	Pl. Sjt.	
	Sec. Comdr. 3 Sec.	
	Sec. Comdr. 4 Sec.	
	Sec. Cpl. 3 Sec.	
	Sec. Cpl. 4 Sec.	





mmg with

KN.



Page. 1.  
Copy. No.....

55/53 BATTALION .      CAMP 1939.

TACTICAL EXERCISE WITH TROOPS.

MORTAR DETACHMENT IN DEFENCE.

"AREA "B"

REFERENCE MAPS.

WOLLONGONG 1" = 1 MILE.  
Sketch. 1" = 50 Yards.

VICINITY

WOONONA

7th FEBRUARY 1939

PREPARED by

LIEUT. C.C.GIBBINGS.



MORTAR DETACHMENT IN DEFENCE.

OBJECT.

To teach the personnel of a mortar detachment the lessons hereunder set out and to exercise them in the occupation of a defensive position.

LESSONS.

The detachment commander reconnoitres his area with a view to selecting a position for the mortar and a control post. Ground offering the following advantages will be selected whenever possible :-

1. Suitable for the task.
2. Covered approaches.
3. Concealment for the Mortar.

With reference to 3. care must be taken to ensure that there is no over head obstruction to the Mortar.

P.I.T. Sec X1. 1. (b).

The position of a control observation post is governed by tactical and technical considerations, but every effort must be made to keep it inconspicuous.

P.I.T. Sec. X1/ 13 (a).

When there is sufficient time to reconnoitre for the most suitable position offering concealment, and thereby affording opportunities for surprise, full consideration must be given to the enemy's observation. Obvious land marks may give cover from view, but they and their vicinity should be avoided if likely to attract enemy artillery fire. Positions in the open defiladed as much as possible from the front and clear of landmarks, provided their occupation is unobserved, are preferable to those under inadequate cover that will be likely to draw artillery fire.

P.I.T. Sec. X1. 2. (B).

SITUATION.

1. 55/53 Bn. as part of 14 Inf Bde., is holding a defensive position from FALT ROCKS to WONIORA POINT.
2. No. 16 (M) Pl. as part of "D" (S) Coy. has been given an area between COLLINS ROCK and WONIORA POINT to defend.
3. No. 1. detachment has been ordered by the Pl. Comdr. to occupy a position WEST of the Railway Lines shown on Local Sketch.

NARRATIVE.

1. It was reported on 7 Feb. at 1700 hrs that an enemy convoy had been sighted 60 miles due West of COLLINS ROCK moving in a WEST-ERLY direction. with the apparent intention of making a landing in the vicinity of COLLINS ROCK.
2. As part of the general beach defence No. 16 (M) Pl. was ordered to take up a position from which fire could be laid down in the marshy areas between COLLINS ROCK and WONIORA POINT.
3. The Position was to be occupied by 1900 hrs on 7 Feb.
4. The Pl. Comdr. of 16 (M) Pl. decided to occupy this sector with No. 1. Det.
5. The Det. Comdr. was then given the following information :-
  1. The area to be occupied.
  2. The task allotted to the detachment (see sketch)
  3. The position of the three machine gun secs. and their arc of fire (see Sketch)



MORTAR DETACHMENT IN DEFENCE

INSTRUCTIONS TO UMPIRES

GENERAL.

No enemy will be represented.

The exercise is intended to bring out certain lessons as enumerated on page 2.

The Det Comdr should be made a casualty and another man to take his place, This should also apply to No. 1. on the Mortar, and so on, so that each man can fill any vacancy in the detachment.

POINTS TO NOTE.

1. Whether the Det. Comdr reconnoitres the area with a view to selecting :-
  - (a) Covered approach.
  - (b) Actual site for gun.
  - (c) Observation Post.
2. Whether any arrangements are made for carrying the special task of the Det. at night. This can be done by sighting the target with an object between the target and the Gun, preferably a stick of some sort, and tying a white rag or material to the stick.
3. Whether the Det. Comdr considers he should make out a range card or not. If so, his reasons.
4. Whether the area selected has good covered approach and concealment for the mortar and personnel.
5. Sequence of Det Comdr orders.
6. Whether Det Comdr has been in touch with rifle Coy Comdr working in same sector with a view to mutual support.
7. Whether Det comdr has allowed sufficient safety angle for overhead fire.
8. Time taken from receipt of orders until the Det is in position.



# Mortar Det in Defence.

