

**AWM52**  
**2nd Australian Imperial Force and**  
**Commonwealth Military Forces unit war**  
**diaries, 1939-45 War**

Item number: 8/2/23

23 Infantry Brigade

January 1944



# WAR DIARY OR INTELLIGENCE SUMMARY

(Erase heading not required)

Army Form G.2118  
(adapted)

Unit HQ 23 Aust Inf Bde

Date and Time.—From 0001 hrs 1 Jan 44 to 31 Jan 44

Place	Date	Hour	Summary of Events and Information	Remarks and references to Appendices, Diaries, etc.
In the Field	1			
In the Field	1		NEW YEARS DAY - 3 Aust Div Sports meeting - 7 Aust Inf Bn gained highest number of points. Presented with Champion Pennant - 3 Aust Div	
	2	0900	Comd, A/BM and party left on recce - ref Map GORDONVALE 1" - from 562490 to KAHLPAHLIM ROCK to HAMBLEDON.	Appx attached "F7"
		1900	1st party of OBSERVER PARTY from NEW GUINEA returned. PARTY:- Lt-col BERRY (CO 8 Bn) Capt O'KEEFFE (IO 23 Bde) Maj HENRY (2i/c 7 Bn) Maj DESNOY (Coy Comd 8 Bn)	Appx "F10", "F10A"
	3		Capt O'KEEFFE to 2/6 AGH with DENGUE FEVER	
	4		Comd A/BM and party returned from recce	
		1930	GOC 3 Aust Div, representatives 1 Aust Corps - HQ 3 Aust Div 19 Aust Inf Bde - 17 Aust Inf Bde - 7 & 8 Aust Inf Bdes 2/2 AGH, were entertained at Officers Mess HQ 23 Aust Inf Bde "Get-To-Know" Evening.	Report attached (Appx "F7")
	5		Capt POWELL attached as BASCO.	
	6		Comd interviewed Lt-col POPE (CO 27 Bn) Capt TRAINOR from LHQ attached 23 Aust Inf Bde to assist in training.	
		1430	BM, SC, and Maj JONES (Coy Comd 8 Bn) returned from OBSERVER Party tour NEW GUINEA	Appx "F8"
	7	0815 to 1430	Comd, BM, LOI, and Bn officers to Arty Demonstration -	
	8		WALSH RIVER ARTY AREA (Ref Map HERBERTON 1" to ml) Message ref 109 Aust Bde Ord Ed Pk and 109 Aust Bde Wkshops coming under Comd we Aust Inf Bde and moving to KAIRI Camp Area Received 3 Aust Div OP Order No 1.	<del>XXXXXXXXXX</del> Appx "F9" Appx "F 11" Appx "F 1"
	9		Comd, BM, to MAREEBA ref 3 Aust Div Op Order No 1 - on recce and investigation of existing defences - Contacted Sqn/Ldr COOK Comd 5A/C Sqn.	

FEB 14 1944



# WAR DIARY OR INTELLIGENCE SUMMARY

(Erase heading not required)

Army Form G.2118  
(adapted)

Unit HQ 23 Aust Inf Bde.

Date and Time.—From.....To.....

Place	Date	Hour	Summary of Events and Information	Remarks and references to Appendices, Diaries, etc.
In the Field	10		SC to AQ (3 Div) BM to G I (3 Div) Comd interviewed Maj GALE (Ord Corps) Comd with Brig MARTIN (Comd 19 Bde) to Mess)	
	11		Route march by Bde HQ personnel.	
	12	1530	BM to 7,8,27 Aust Inf Bns re "Training".	
	13	0830	Comd, BM to MAREEBA re 3 Aust Div OO No 1	Appx "F1"
		1030	Comd on flight from MAREEBA strip over area between MAREEBA and GORDONVALE (Ref Map GORDONVALE and DIMBULAH 1" to 1 ml)	Report att. Appx "F5"
		1115	Comd, BM - RV with LO I and party commence recce from MAREEBA - EAST Message ref 243 Aust Sup Depot Pl reverts from under comd 23 Bde.	Appx "F13"
	14		Message ref 17 Aust Fd Amb arrival KAIRI Camp Area.	Appx "F12"
		1800	Comd, BM LOI, and party returned from recce.	
	15	0745	17 Aust Fd Amb arrived KAIRI Camp Area came under Comd 23 Bde.	
		0915	Comd inspected and addressed 27 Aust Inf Bn - accompanied by BM and SC. After parade Comd had conference CO 21/c 27 Bn	
		1200	Lt-col IRWIN (CO 17 Fd Amb) visited Comd.	
		1430	BM to 7,8, 27 Aust Inf Bn re "Trg Ammunition in access of GRO 504, 505 - Jan to Mar 44.	Appx "F2"
	16		Church Parade.	
			Lt-Gen HERRING, Lt-Gen SMART Maj-Gen SAVIGE and Staff, visited Bde Comd - BM, SC and Bn COs present	
	17	1000 PM	GOC 3 Div Conference - Comd and BM AQ - DAAQ visited Comd. Information re Comd being engaged duties "LHQ Pre-Selection" - dates to be determined later.	Appx "F3"
	18	AM	BM and BASCO to CAIRNS - BM to discuss details of MAREEBA AERO-DROME defence (Plan HOLLYWOOD) with AADC. Comd and LOI on recce ref assembly SOUTH of MAREEBA strip (Ref Div Op Order Appx 1) Capt O'KEEFE (IO) returned from hospital 36 Officers from Bde attending Arty tuition with 2/7 Fd Regt.	Appx "F6"



# WAR DIARY OR INTELLIGENCE SUMMARY

(Erase heading not required)

Army Form G.2118  
(adapted)

Unit HQ 23 Aust Inf Bde

Date and Time.—From.....To.....

Place	Date	Hour	Summary of Events and Information	Remarks and references to Appendices, Diaries, etc.
In the Field	19	PM	Bde Comd's Conference Bde Comd departed to preside as COMMANDANT LHQ Pre-Selection Board	Appx "F4"
	20		Maj REID called ref charge against 8 Bn men - "two-up" playing Lieuts EDWARDS (27 Bn), BURKETT (7 Bn), TUCKEY (8 Bn) marched into be attached as LO (Learners) SC, LOI and TO made a recce of jeep routes in ATHERTON FLATS Area	Ref 23 Bde File 4599/15/30 Ref Map GORDONVALE 1" to 1 ml.
	21		Lieut NX133296 TOLLEY W N AAPC marched in as Paymaster 23 Aust Inf Bde Gp with 3 Sgts. 23 Aust Inf Bde Op Order No 29 issued	Appx "F6"
	22		BM accompanied Lt-col POPE to 3 Aust Div Jungle School, and later visited 7, 8, and 27 Bn ref plan HOLLYWOOD He also visited Comd at LHQ Pre-Selection board. LO2 and Lieut EDWARDS at 2/7 Fd Reg Shoot. Plan HOLLYWOOD completed. Comd returned to Bde HQ.	Appx "F6"
	23		Comd, BM and IO went over 27 Aust Inf Bn obstacle course, Comd returned to LHQ Pre-Selection Board.	
	24		BM and Lt-col POPE went over 27 Aust Inf Bn Scout Course and watched pls through obstacle course. IO with Pte MOONEY traversed the road extention in Mt EDITH Area	Rf Map GORDONVALE 1" to 1 ml.
	25		8 Bn supplied working party and work commenced on camp site for Bde Ord Wkshops and Bde Ord Fd Pk. Capt TRAINOR and BM conferred ref Trg.	
	26		Bde Comd returned to Bde HQ. Football in afternoon v B Coy 8 Bn, was won by Bde HQ. Lieut PAULL R A (Edu Offr) left Bde HQ to return to Vic L of C prior to release from army to position as war correspondent.	
	27	AM PM	Comd and BM visited 8 Aust Inf Bn at Trg. Lt-col NORRIS (7 Bn) conferred with Comd, BM and BASCO visited 3 Aust Div "C" mess in the evening. Lt-col BERRY (8 Bn) visited Bde Comd	



# WAR DIARY OR INTELLIGENCE SUMMARY

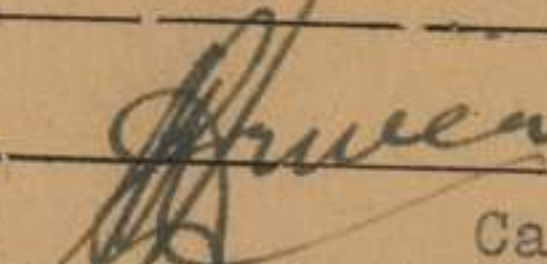
(Erase heading not required)

Army Form G.2118  
(adapted)

Unit HQ 23 Aust Inf Bde

Date and Time.—From 0001 hrs 1 Jan 44 to 31 Jan 44

Place	Date	Hour	Summary of Events and Information	Remarks and references to Appendices, Diaries, etc.
In the Field	28	PM	Bde Comd visited GOC 3 Aust Div and conferred ref Trg SC visited units on exercise in Mt HAIG area - Lt-Col POPE visited Bde Comd. In the evening Comd, BM, SC, IO, Lieut BROWN (2i/c Sig Sec) and several other officers of Bde HQ spent a very enjoyable evening at a dance at 8 Bn Mess.	
		AM	DMT (Brig IRVING) accompanied by Capts CARTLEDGE (G2(L) 3 Aust Div, acting G1 3 Aust Div) and TRAINOR (DMT representative 3 Aust Div) discussed Trg and watched a section of 27 Bn through obstacle course, and later discussed with Comd and BM the requirements of Bde for extra ball and blank ammunition.	
	30	PM	8 Officers to Arty Shoot	
		AM	Bde Comd and SC visited patients in 2/2 and 2/6 AGHs, and also visited 17 Aust Fd Amb. Lt-Col BERRY discussed Trg with Bde Comd. Vehicles despatched to CAIRNS to bring up 15 RAN personnel to spend 48 hours leave. 5 were allotted to each Bn.	
		PM	Football against 17 Aust Fd Amb resulted in a close win by Bde HQ by 4 points.	
		Evening	Lt-Col GODSELL, Lt-Col POPE and Mr (late Lt-Col) STEELE (CCC) were present at a buffet tea at Bde HQ Mess - Capt WILD (LO 1) and CSO spent evening at Bde HQ on leave from 3 Aust Div Jungle School	
	31	AM	3 Offrs 36 ORs left to spend 48 hrs with RAN at CAIRNS	
			<u>GENERAL SUMMARY</u>	
			<u>Weather</u> Wet season commencing, afternoon rains fairly frequent. Trg Training of Bde HQ personnel in weapons Trg, and hardening marches continued throughout month. Improvement in physical condition noticeable. All ranks in good working spirits, and very anxious to be given a chance to show their mettle against the JAPANESE. Reinforcements continue to be urgently required.	

  
 Captain  
 BM 23 Aust Inf Bde







SYLLABUS OF TRAINING OF 23 AUST INF BDE FOR WEEK ENDING 16 JAN 44

HQ 23 Aust Inf Bde  
2 Jan 44  
4290/54/3

REF MAP GORDONVALE 1 inch to 1 mile

DATE	UNIT	AREA	LESSONS	REMARKS
10-11-12 Jan 44	7 Aust Inf Bn	General area Mt HAIG	Patrols, two sided exercises, attack and defence	3 day exercise live out and train
10-11-13-14 Jan 44	" "	JUARA POCKET 488398	Obstacle, Deduction & Observation Courses	
10-11-13-14 Jan 44	" "	Unit lines	Weapon Training	
10-11-13-14-15 Jan 44	" "	Unit lines	Sec & Pl ambushes	M.T.F. 23 part XI page 19
10-11-13-14-15 Jan 44	" "	Unit lines	Assault Course & Individual Trg	
14-15 Jan 44	" "	Dan Bulla Range	Grouping & Application	
10-11-13-14 Jan 44	8 Aust Inf Bn	General area DOWNFALL 520420	Hardening Occupation Def Posn Patrolling - Security	Field craft & Battle Drill Coys to live out
12 Jan 44	" "	JUARA POCKET	Jungle Course	Hardening
10-11-13-14 Jan 44	" "	30 yd Range	Grouping Application <del>xxxx</del> Snap	
10-11-13-14-15 Jan 44	" "	Unit lines	Individual Trg	
10-11-13-14 Jan 44	" "	BARRON River	Swimming Instruction	
10-11-13-14 Jan 44	" "	to be allotted	Movement by night	
15 Jan 44	" "	Unit lines	Assault Course	
15 Jan 44	" "	Inter Coy Sport		
10 to 15 Jan 44	27 Aust Inf Bn	Unit lines	Weapon Training	
10 to 15 Jan 44	" "	" "	Individual Training	Camp Construction
10 to 15 Jan 44	" "	BARRON River	Swimming Instruction	& Drainage proceeding
10-12-14 Jan 44	" "	BLACK MT 455421	Route March	
10- 15 Jan 44	" "	Unit lines	Obstacle Course	
11-14 Jan 44	" "		S P O R T	

DISTRIBUTION: HQ 3 Aust Div (1) SC & IOs (1)  
Comd (1) War Diary (2) ✓  
BM KM(1) File (1)

Brigadier  
Comd 23 Aust Inf Bde



SYLLABUS OF TRAINING OF 23 AUST INF BDE FOR WEEK ENDING 23 JAN 44

HQ 23 Aust Inf Bde  
9 Jan 44  
4364/54/3

AR

Ref Map GORDONVALE 1 inch to 1 ml.

DATE	UNIT	AREA	LESSONS	REMARKS
17,18,19,21, Jan 44	7 Aust Inf Bn	JUARA POCKET 488398	Obstacle, deduction, & Bayonet Courses	
17,18,19,20,21 Jan 44	"	Unit Lines	Weapon Trg	TsOET
17,18,19,20,21,22 Jan 44	"	Unit Lines	Assault Course & individual Trg	
18,19,20,21 Jan 44	"		Section & Pl attack	
17,18,19,20,21,22 Jan 44	"	Unit Lines	Hardening, Sport, Specialist trg	trg films each day
17,18,20,21, Jan 44	8 Aust Inf Bn		Hardening, occupation def, posn, pls in attack, security on move.	Pls out for 2 days
17,18,20,21 Jan 44	"	30 yd range	Grouping, application, Snap, Rapid	
17,18,19,20,21, Jan 44	"	Unit Lines	Individual trg	Rifle exercises, muscle trg, Bren
17,18,20,21 Jan 44	"	JUARA POCKET 488390	Bayonet Assault, Grenades	
22 Jan 44	"	Unit Lines	Sport, Rifle TsOET	Make & Mend
18,22 Jan 44	27 Aust Inf Bn	JUARA POCKET	Obstacle & Scout Course	
17,18,19,20,21,22, Jan 44	"	Unit Lines	Individual trg, TsOET	
18,20,22 Jan 44	"	Unit Lines	Hardening & smartening	Tactical March advance; Pl drill, bayonet assault
18,19,20,21,22 Jan 44	"	BLACK MOUNT	Weapon Trg	Grenade, EY, Bren
19 Jan 44	"	Sports Oval	Sport	Tabloid

DISTRIBUTION:

HQ 3 Aust Div	(1)	SC & LOs	(1)
Comd	(1)	WAR DIARY	(2) ✓
BM	(1)	File	(1)

*AWP* Brigadier  
Comd 23 Aust Inf Bde.



SYLLABUS OF TRAINING OF 23 AUST INF BDE FOR WEEK ENDING 30 JAN 44

A3  
HQ 23 Aust Inf Bde  
15 Jan 44  
4454/54/3

Ref Map GORDONVALE 1 inch to 1 ml

DATE	UNIT	AREA	LESSONS	REMARKS
24,25,26,27,28 Jan	7 Aust Inf Bn	JUARA POCKET	Scout course using live ammunition	
24,25,27,28 Jan	do	Unit Lines and Living out.	Individual Training, and weapon Training	
24,25,27,28 Jan	do	Bde Sports Oval	Organised Sports	
24,25,26,27,28,29 Jan	do	To be allotted	Jungle craft and tactics	5 Day exercises. Coys to
29 Jan	do	Unit Lines	Internal Economy	(live out.)
24,25,27,28 Jan	8 Aust Inf Bn	To be allotted	Fd craft and Battle Drill	Coys to live out
26 Jan	do	Unit Lines	Individual Training.	
24,25,27,28 Jan	do	Miniature Range 469395	Grouping, application, snap, rapid.	
24,25,27,28 Jan	do	JUARA POCKET	Obstacle course	Course to be used tactically
24,25,27,28 Jan	do	JUARA POCKET	Individual stalk- camouflage	
29 Jan	do	Unit Lines	Coy Comds discretion	
29 Jan	do	Bde Sports ground	Organised Sport	
24,25,26,27,28,29, Jan	27 Aust Inf Bn	DUNBULIA RANGE	Grouping, Application, Snap	
24,25,26,27,28,29 Jan	do	JUARA POCKET	Obstacle Course	Tactical crossing of obstacles
25,26,27,28,29, Jan	do	Unit Lines	Individual & Weapon Training	
24,25,26,27,28,29 Jan	do	BLACK MOUNTAIN	Tactical March	
27,28,29 Jan	do	North BARRON RIVER	Patrols, Ambushes, Movement	MTR 23 Chap. IV, V, VIII
24,25,27,28 Jan	do	Bde Sports ground	Organised Sport	

DISTRIBUTION: HQ 3 AUST DIV  
COMD  
BM

SC & LOS  
WAR DIARY (2)  
FILE

*Review kept*  
for Brigadier  
Comd 23 Aust Inf Bde.



SYLLABUS OF TRAINING OF 23 AUST INF BDE FOR WEEK ENDING 6 FEB 44

HQ 23 Aust Inf Bde  
22 Jan 44  
4545/54/3

A 4

Ref Map GORDONVALE 1 inch to 1 ml

DATE	UNIT	AREA	LESSONS	REMARKS
31 Jan 44 1,2,3 Feb 44	7 Aust Inf Bn	To be allotted	Route March	
31 Jan 44 1,2,3,4,5 Feb 44	" "	Miniature Range	Snap, Rapid Firing from hip	Snap, Rapid firing from hip
31 Jan 44 1,2,3 Feb 44	" "	Unit Lines	Air photo reading	
31 Jan 44 1,2,3,4,5 Feb 44	" "	Unit Lines	Gas	
5 Feb	" "	" "	Internal Economy	
31 Jan 44 1,2,3 Feb 44	" "	" "	Obstacle Course	
31 Jan 44 1,3,4 Feb 44	" "	Bde sport ground	Organised Sport	
31 Jan 44 2,3 Feb 44	8 Aust Inf Bn	Unit Lines	Individual Trg	
31 Jan 44 2,3 Feb 44	" "	" "	Swimming Instr	
31 Jan 44 1,2,3,4,5 Feb 44	" "	Mt HAIG	Coy in attack Occupation def posn	2 sided Coy exercise
1,2,4,5 Feb 44	" "	DANBULLA RANGE	Grouping and Application	
31 Jan 44 1,4,5 Feb 44	" "	Unit Lines	Coy Comds Discreption	
31 Jan 44 1,2,3,4,5 Feb 44	27 Aust Inf Bn	Unit lines	Individual Trg	
31 Jan 44 1,2,3,4,5 Feb 44	" "	JUARA POCKET	Obstacle Course	
31 Jan 44 1,2,3,5 Feb 44	" "	" "	Jungle Craft	Scout craft & Formations adv
2,3,5 Feb 44	" "	" "	Adv First Contact, Attack, Patrols	Pl exercise
31 Jan 44 1,2,3,4,5 Feb 44	" "	Bde Parade ground	Organised sport	

DISTRIBUTION:

HQ 3 Aust Div	(1)	SC & LOs	(1)
Comd	(1)	War Diary	(2)
BM	(1)	File	(1)

*Amicus Capt*  
for Brigadier  
Comd 23 Aust Inf Bde



SYLLABUS OF TRAINING OF 23 AUST INF BDE FOR WEEK ENDING 13 FEB 44  
REF MAP GORDONVALE 1 inch to 1 mile

HQ 23 Aust Inf Bde  
 29 Jan 44

45

DATE	UNIT	COY	AREA	SUBJECT	LESSONS	REMARKS
7 Feb	7 Aust I Inf Bn	A & B C & D  HQ	Mts HAIG & EDITH Unit lines  Unit lines	3 day Exercise Individual Trg  Specialist Trg	Controlled opposed Coys 2" Mortar, Gas, Map Reading PM Sports	Director Lt-Col G M NORRIS Grenade, TOET, Rough and Tumble Course
8 Feb	"	A & B C & D  HQ	Mts HAIG & EDITH Unit lines  Unit lines	3 day Exercise Individual Trg  Specialist Trg	Controlled opposed Coys 2" Mortar, Gas, Map Reading	Director Lt-Col GM NORRIS Grenade TOET, Rough and Tumble Course Sports
9 Feb	"	A & B C & D HQ	Mts HAIG & EDITH Unit lines Unit lines	3day Exercise Individual Trg Specialist Trg	Controlled opposed Coys Bayonet Course, TOET, revision, Sports	Director Lt-Col G M NORRIS
10 Feb	"	A & B  C & D HQ	Unit lines  Mts HAIG & EDITH Unit lines	Individual Trg  3 day Exercise Specialist Trg	2" Mortar, Gas, Map Reading Controlled opposed Coys	Grenade, TOET, Roigh and Tumble Course Director Lt-Col G M NORRIS
11 Feb	"	A & B  C & D HQ	Unit lines  Mts HAIG & EDITH Unit lines	Individual Trg  3 day Exercise Specialist Trg	2" Mortar, Gas, Map Reading Controlled opposed Coys	Grenade, TOET, Rough and Tumble Course Director Lt-Col G M NORRIS
12 Feb	"	A & B C & D HQ	Unit lines Mts HAIG & EDITH Unit lines	Individual Trg 3 day Exercise Specialist Trg	2" Mortar, Bayonet Course Controlled opposed Coys	TOET, API, Sports Director Lt-Col GM NORRIS
7 Feb	8 Aust Inf Bn	A  B, C & D	JUARA POCKET  Coy Areas	Jungle Course  Individual Trg	Tactical use by Secs, Ambushes etc SMG Tk/A Rifle, TOET	
7 Feb	8 Aust Inf Bn	A.B.C.D HQ	Coy Areas "	Individual Trg Specialist Trg	SMG Tk/A rifle Ts O E T	
8 Feb	"	A * B C & D	JUARA POCKET Coy Area Mt HAIG	Jungle Course Individual Trg 3 day Exercise	Tactical use by Secs, Ambushes etc Booby Traps, Gas, TsOET, Map Reading Occupation def posn, Coy attack	Director Lt-Col B N BERRY
9 Feb	"	A * B C & D	Coy Area JUARA POCKET West Mt HAIG	Individual Trg Jungle Course 3 day Exercise	Booby Traps, Gas, TsOET, Map Reading Tactical use by Secs, Ambushes etc Occupation def posn, Coy attack	Director Lt-Col B N BERRY



DATE	UNIT	COY	AREA	SUBJECT	LESSONS	REMARKS
10 Feb	27 Aust Inf Bn	* A.B.C.D	West Mt HAIG	Indi 3 day Exercise	Occupation def posn, Coy attack	Director Lt-Col B N BERRY
11 Feb	"	* A & B	West Mt HAIG	Jung 3 day Exercise	Occupation def posn, Coy attack	Director Lt-Col B N BERRY
11 Feb	"	A C & D	JUARA POCKET Coy Area	Jungle Course Individual Trg	Tactical use by Secs, Ambushes etc	Booby Traps, Gas, TsOET, Map Reading
12 Feb	"	A & B	West Mt HAIG	3 day Exercise	Occupation def posn, Coy attack.	Director Lt-Col B N BERRY
12 Feb	"	* C & D	Coy Areas	Individual Trg	Rifle Bren TsOET	Sports Afternoon
7 Feb	27 Aust Inf Bn	A.B.C. D & HQ	North JUARA POCKET	Pl Trg Exercise Adv,	contact, attack, patrols moving from Coy perimeter	
8 Feb	"	A.B.C. D & HQ (AM)	North JUARA POCKET	Junglecraft	Shelter construction, Booby Traps	
		A.B.C. D & HQ (PM)	Sports Ground	Sports	Inter Coy	
9 Feb	"	A.B.C.D. HQ	4843 Unit lines	2 day Coy Exercise Specialist Trg	Adv, contact, attack Coy & Coy	
10 Feb	"	A.B.C.D. HQ	4843 Unit lines	2 day Coy Exercise Specialist Trg	Adv, contact, attack Coy & Coy	
11 Feb	"	A.B.C.D. & HQ	Coy Areas & Range	Musketry	Rapid. PM Sports	
12 Feb	"	A.B.C.D. & HQ	Coy Areas JUARA POCKET	Individual Trg	Obstacle Course, Scout Trg, Weapons	

\* HQ, Pls 5&6

Specialist Trg

Remainder allocated to rifle Coys for Trg

DISTRIBUTION:

HQ 3 Aust Div	(1)	SC & LOs	(1)
Comd	(1)	War Dairy	(2) ✓
BM	(1)	File	(1)

*W.P.P.* Brigadier  
Comd 23 Aust Inf Bde



BI

HQ 25 Aust Inf Bde  
1 Jan 44

52/32

TRAINING BDE HQ PERSONNEL

1. Attached is Syllabus of training for this Bde HQ group for month of Jan 44.
2. Training will be the responsibility of sub unit Comds, and in order to co-ordinate the whole of BQ training it is necessary that this syllabus be adhered to. Training will commence on 3 Jan 44.
3. Route marches will continue in accordance with previous instructions issued and loads gradually increased until a maximum of 40 lbs per man is carried.
4. Sub units Comds will ensure that all ranks, irrespective of their location or duty, devote 15 minutes daily to their weapon training. It is imperative that all personnel be so trained in this daily habit that it becomes part of their daily life.

*H. H. ...* Captain  
HQ 25 Aust Inf Bde.

DISTRIBUTION

Comd  
EM  
SC  
LOs  
Sigs  
Tpt  
S/108 IAD  
CSH  
✓ War Diary (2)  
File  
Spares



B2

HQ 23 Aust Inf Bde  
10 Jan 44

4385/52/34

7 Aust Inf Bn  
8 Aust Inf Bn  
27 Aust Inf Bn

INFANTRY OFFICERS TRAINING - ARTILLERY OBSERVING

1. Officers of Infantry Units will be trained as observers of artillery fire, in the suggested ratio of one Coy Comd to two Pl Comds.
2. RAA 3 Aust Div has arranged for officers of 23 Aust Inf Bde to be instructed by officers of 2/7 Aust Fd Regt during the period 11 - 19 Jan 44 (both dates incl).
3. Three Courses will be conducted, each of 9 hourly periods, the hours of instruction being 1400 hrs - 1600 hrs and 2000 hrs - 2100 hrs daily, the place of instruction being 2/7 Aust Fd Regt lines.
4. Officers to attend Courses will be as per the following table:-

Course	Date	7 Bn	8 Bn	27 Bn	HQ 23 Bde	Total
No 1	11,12,13 Jan	3 Offrs	4 Offrs	4 Offrs	1 Offr	12 Offrs
No 2	14,15,16 Jan	4 "	2 "	3 "	2 "	12 "
No 3	17,18,19 Jan	3 "	3 "	4 "	2 "	12 "

5. Instruction will be confined to elementary principles and simple procedure.
6. The 36 officers intructed as per para 4 will be taken out to the artillery Range for actual practice on 21 - 22 Jan under RAA arrangements.
7. Bn officers will take this opportunity to foster cordial relations between the artillery and Infantry, and it is hoped that these Courses will be the commencement of not only academic discussions, but also of friendly arguments in after-Mess hours.
8. Attached is draft training syllabus for these Courses and it is desired that officers acquaint themselves, as far as is possible, with elementary principles prior to their respective Course.

*Drivier*  
 Captain  
 BM 23 Aust Inf Bde.

War Diary (2) ✓  
 File (1)



DRAFT SYLLABUS

OBSERVATION OF FIRE COURSES

23 AUST INF BDE - 11 - 19 JAN 44

DAY	FIRST PERIOD	SECOND PERIOD	THIRD PERIOD	REMARKS	
1.	Fire Discipline General Definitions Principles of Obsn Bracketing (for Range) Obsn on Line BT	Chap 1 Sec 3-5 Chap II Sec 11 Chap II Sec 12 Chap II Sec 13 Chap II Sec 14	Miniature Range Observation on Line BT	Fire Discipline Initial Orders Chap I Sec 6 Orders during Shoot Chap I Sec 7 ZONE OF Gun and effect on fall of rounds	References are to AF Vol III Pam 3 pt 1 All instn will be confined to elementary principles
2	Observation from flank (simple forms)	Chap II Sec 15	Miniature Range Observation from Flank (Simple Shoots)	Tactical Considerations Safety of own Tps and methods adopted to ensure Safety limits in terms of line and range Time factor in various types of shoots	With emphasis on the minimum information required from the observer to produce effective fire
&					
3.	Close Target Procedure Forward Observation Adjustment of Fire	Chap II Chap II Sec 17 Chap II Sec 18	Miniature Range (a) Close Tgt Procedure (b) Forward Observation	Recapitulation	



(COPY)

33

HQ 23 Aust Inf Bde  
27 Jan 44

7 Aust Inf Bn  
8 Aust Inf Bn  
27 Aust Inf Bn

OBSERVERS - ARTY SHOOT 29,30,31 JAN 44

1. 2/7 Aust Fd Regt will be on exercise 29,30, 31, Jan 44 and CRA 3 Aust Div has granted permission for 8 officers 23 Aust Inf Bde to attend.

2. Allotment of officers is as under,

7 Aust Inf Bn	2
8 Aust Inf Bn	2
27 Aust Inf Bn	2
HQ 23 Aust Inf Bde	2,

Officers to have attended the Observer Inf. Officers School, 2/7 Aust Fd Regt, during period 11 - 20 Jan 44.

3. Three Jeeps and one 15 cwt van will be supplied by Bde Tpt Officer. Jeeps will pick up officers by 290650L and RV with 2/7 Aust Fd Regt at map ref 356383, by 290725L. 15 cwt van will pick up Batman (on basis of one per 2 Offrs) rations, (for three days) valises etc by 290900L and will RV with DS at 2/8 Aust Fd Regt HQ by 290915L.

4. Transport will stay with party until completion of exercise.

(sgd) R A DRIVER Captain  
BM 23 Aust Inf Bde.



HQ 23 Aust Inf Bde  
27 Jan 44

BA

4657/55/2

23 AUST INF BDE TRAINING INSTRUCTION NO 41

1. Attached is 3 Aust Div Training Instruction No 4, Parts I, II, and Appx "A". This Instruction is in no way meant either to detail the training of troops, or to instruct Commanders how their Units will be trained. It is an aid to training, compiled from actual experience in jungle warfare.
2. Training of 7 & 8 Aust Inf Bns will be up to Coy exercises with own close support, and probably one Tp of Arty by the middle of February. Field firing will be carried out during exercises. Bn exercise will probably take place end of February. During this exercise Bns should move out to an area for 4 and 5 days, be supplied in the field and live actually under fighting conditions, supplying their own enemy force. This phase resolves itself into more generally Coy tasks, tied in by Bn.
3. Training of 27 Aust Inf Bn will follow the lines discussed by Bde Comd and CO 27 Aust Inf Bn. It is desired to be up to Coy Exercises by end of February.
4. Application for Field Firing with small arms within Bde Trg Area should be made NOT later than 5 days previous to firing. Use of Mortar however in Field Firing, or Tk A guns or Arty, necessitates the period of notice being lengthened to 3 weeks. A request has been forwarded to 3 Aust Div for the proclamation of the whole area 4060, 5960, 5950, 5040, 4040 to be declared a danger area. This request will no doubt be refused. Until notification of any firm information, requests for field firing will be as above.
5. A Divisional pool of training ammunition has been requested on the basis of Units requirements. Units will indent in the normal manner for this ammunition, surplus to allotment, as per GRO 504, 505, stating the purpose for which they require it. Information will be forwarded from this HQ immediately the pool is established, and indents upon it can then be made out by units.
6. Memo 2623/55/2 of 1 Jul 43 from this HQ set out suggestions for weapon training. The suggestions and amendments are included hereunder in this Instruction and will be read as part of the Bde policy for weapon training.
  - (a) Firstly each Bn must have its team of coaches, say 10 per Bn. These coaches will have satisfied the Commanding Officer as to their ability and temperamental qualities.
  - (b) Recapitulation training on the handling of weapons will be carried out at all times; out on exercises, at




odd intervals in between periods, whilst waiting for range practices, etc, in effect, weapon handling training will become as automatic as cleaning the teeth and brushing the hair.

- (c) All personnel will be put through their Grouping on 30 yard Range, after having completed a solid period of weapon training the day before. Three attempts at Grouping will be allowed, the qualifying standard being 20 out of 25. Those who do not qualify will be given one week of unremitting weapon drill under their respective section commanders, and then put through their grouping again. This procedure will be followed until every soldier has qualified at Grouping.
- (d) Upon qualifying at Grouping, personnel will be given 3 or 4 days training, which will follow the usual routine of weapon training before an application shoot. They will then be given their application shoot over 200 yards range, at which they must qualify in three attempts, the qualifying score being 20 out of 25. Those who do not pass will be placed back under the category of grouping failures, and will do their week under their section commanders, before attempting Grouping again.
- (e) The same procedure will be followed for snap shooting as for application.
- (f) The same procedure will be followed for "Rapid" as for "Snap" The minimum number of hits on a 12" x 14" target at 30 yards range, starting with an empty rifle will be 15.
- (g) It is at this juncture that the soldier is fit for, and has earned the right to fire on the Scout or Jungle Course. Accompanied by an Umpire who acts as Scorer, the soldier is given 2 seconds from the time each target is seen, to either hit it, or take decisive action with weapon, grenade or bayonet. Standard aimed at is 100% of targets to be destroyed within given time.
- (h) Suggestions for other practices are:-
  - (i) Stationary soldier firing from the hip at  $\frac{1}{2}$  figure target at 40 yds Range - Standard to be aimed at is 4 hits out of 5 shots.
  - (ii) Soldier on the move firing from the hip at  $\frac{1}{2}$  figure target at 40 yds Range - Standard to be aimed at is 1 hit out of 5 shots.



- (j) The ability to produce (f) above at any time will be considered to be the indication that weapon training is being maintained with that particular unit.
- (k) Maintenance of the standard however is NOT good enough and improvement is desired.
- (l) It is realized that large expenditure of ammunition will be involved, before the standard is attained, but units will persist with training along the above suggested lines, until such time as the Commanding Officers can say "My men can Shoot".

  
Captain  
BM 23 Aust Inf Bde.

DISTRIBUTION

7 Aust Inf Bn (AIF)  
8 Aust Inf Bn (AIF)  
27 Aust Inf Bn  
23 Aust Inf Bde Sig Sec & 2/108 Aust LAD  
244 Aust Sup Dep Pl & 40 Aust Indep Tpt Pl  
17 Aust Fd Amb  
War Diary (20)  
File (1)



SECRET

HQ 3 AUST DIV

15 Jan 44  
61/37

3 AUST DIV TRAINING INSTRUCTION NO 4  
TRAINING IN JUNGLE WARFARE

PART I

1. INTRODUCTION

It is intended to issue, at a later date, a comprehensive Training Pamphlet on Jungle Warfare. In the meantime this instruction covers the Policy and Method by which training in this type of warfare will be conducted within 3 Aust Div.

2. It is assumed that all units have had long periods of training in normal warfare, and in addition some units have had varying experiences in NEW GUINEA, though not necessarily of an operational nature.

3. INTENTION

All training within 3 Aust Div will be directed primarily to training in Jungle Warfare, with a minimum amount of time devoted to recapitulation of training in normal warfare.

4. POLICY

(a) Musketry

Most units should now be well trained in musketry on 30 yard and normal ranges, whereas many will not be proficient in practices on a jungle type of range. Therefore the maximum amount of time will be devoted to musketry practices on jungle ranges and the minimum to recapitulation on 30 yard and normal ranges.

(b) Coy Training

Jungle warfare seldom permits the close co-ordinated employment to a battalion in attack or defence. Training will be directed towards obtaining the highest state of efficiency within, and for the employment, of, the company. Sufficient opportunities will be made for practising CO's and Bn staff in control.

(c) Supporting Arms

In all training in which live ammunition is used the following considerations arise:-

- (i) Reasonably adequate safety precautions.
- (ii) The exercise must teach troops the value of fire support, and particularly that fire support is valueless unless it is close.

Divisional policy accepts the risk of an accident in training by the application of reasonable and sensible safety precautions which allow real and close fire support. Exaggerated safety precautions which will create in the minds of troops a fear of our own fire support will NOT be permitted. Troops will be educated by practice to understand that all of our supporting weapons are used for their benefit, and are not weapons whose bullets and shells are to be feared by us.



They must be taught also that the value of these weapons is lost if not applied as close fire support. Although stupidity or carelessness in use of fire support is not tolerated, commanders are assured that this HQ will not institute "heresy hunts" in the event of "honest" accidents.

5. (a) Training will be used on the policy and methods taught by

- (i) 3 Aust Div Jungle Training School
- (ii) Various Divisional Courses of Instruction.
- (iii) Lectures by staff officers 3 Aust Div.
- (iv) Training notes attached as Appendix "A", or as issued from time to time.

(b) Training within units will be undertaken as follows:-

- (i) Lectures and demonstrations as applicable.
- (ii) Practical application by units and sub-units.
- (iii) Recapitulation.

(c) Training will be progressive and will be in the following sequence:-

Individual training  
Section training  
Platoon training  
Company training  
Battalion training

These periods will vary with units according to the standard which has already been reached and as opportunities for training are presented.

A guide for allotment of time to meet present circumstances is as follows:-

Individual training	-	one week
Section training	-	one week
Platoon training		four weeks
Company training		four weeks
Battalion training		two weeks

(d) All training will be conducted on realistic lines and units will, as soon as the principles of each phase of training are understood by the troops, put these principles into practice in the jungle.

(e) In all types of training every soldier must at all times be "in the picture". Jungle fighting demands this as a prerequisite to success. Brigade commanders and Commanding officers will constantly check training to see that this is so.

(f) It is essential that every officer and man is fit and remains fit. Units will provide adequate assault course over which all troops will be exercised at least once a week but not more than twice a week.

Whenever possible, the opportunity will be taken to use rough ground and steep gradients over which troops will be exercised carrying full equipment and packs.

(g) Quick and accurate shooting at targets of fleeting opportunity will be practised as frequently as the training syllabus will permit. This applies particularly to shooting from the hip.



- 3 -

(h) Every soldier, irrespective of his posting, will be exercised in all forms of training. Units and sub-units are impotent if their clerks, signalmen and intelligence personnel are not available through inability to keep up with the troops. Sickness and exhaustion will soon deplete the strength and reduce the fighting efficiency of a unit if cooks cannot endure the rigours of mountain and jungle conditions. Every officer and soldier must be prepared to fight at any time in any circumstances, consequently training will include every individual. This important aspect will be constantly and carefully checked by brigade commanders

(i) The employment of all infantry weapons will keep pace with training as a normal procedure. Full co-operation with other arms will be employed during training. Artillery co-operation will cover platoon exercises and continue throughout the stages of Company and Battalion exercises. The general principle covering this training will be:-

- (i) Each phase will be carried out without fire support by infantry weapons or artillery co-operation.
- (ii) On mastering the particular phase of training, exercises will be conducted in which all infantry weapons will be employed using live ammunition.
- (iii) On completion of (ii) above, exercises will be conducted with artillery co-operation in which all infantry weapons will also use live ammunition.

As a guide for Brigade and Battalion Commanders, the following artillery may be anticipated:-

For a Platoon exercise	- a troop of artillery
For a Company exercise	- a troop or battery of artillery
For a Battalion exercise	- a battery or regiment.

- (j) Application for artillery co-operation will be made to this HQ through the normal channels. In selecting areas for exercises with live ammunition application will be made to this HQ to have those areas "declared". In no circumstances will live ammunition be used in an area without Divisional approval.
- (k) It is anticipated that an opportunity will occur to practice infantry in co-operation with tanks. Brigades will be advised when AFVs are available and what support by fire can be anticipated.
- (l) It is hoped that arrangements can be made, at a later date, for training in combined operations. Brigades will be advised further in due course.
- (m) Training of service personnel will be implemented by heads of services for a period of three weeks, after which they will be available for training with their respective Brigade Groups.

(sgd) S HODGSON Lt-col  
CS 3 Aust Div.



SUBJECTS TO BE INCLUDED IN TRAINING FOR JUNGLE WARFARE

OPERATIONS (See Training Notes attached as Appendix "A").

1. Patrols.

(a) Phase I. General

- (i) Fighting and recon patrols
- (ii) Task and information required.
- (iii) Movement and security of patrols.
- (iv) How to obtain information. 'Facts' required rather than deductions without foundation.
- (v) Briefing:- Every man must know where he is going and what is required.
- (vi) Questioning individual members of the patrol on their return.

Note : In training the use of enemy will be employed

(b) Phase II. Special. To cover officers, NCOs and selected privates.

- (i) Map reading
- (ii) Air photo interpretation and its use in lieu of, or to amplify, maps.
- (iii) Use of compass.
- (iv) Navigation in the jungle.
- (v) Determining track times
- (vi) Use of Track going sketch.

2. The Encounter Attack

- (a) Deployment of the leading sec.
  - (i) While moving
  - (ii) On contact
- (b) Movement and action of leading platoon.
- (c) Movement of leading company/

3. Firm bases during Advance and Perimeter Defence

- (a) Firm base. Intermediate firm base.
- (b) Selecting ground.
- (c) Layout pits. of Perimeter defence.
- (d) Weapon pits.
- (e) Siting automatic weapons and mortars.
- (f) Fire lanes.
- (g) Camouflage.
- (h) Booby traps - recording position.
- (i) Patrolling.
- (j) Comd post.
- (k) Problem of reserves.
- (l) Reserves of ammunition, water and rations.
- (m) Sanitation and hygiene.



4. Ambushes

- (a) With troops
  - (i) Methods of setting
  - (ii) Employment of troops and booby traps
  - (iii) Siting of weapons.
  - (iv) Camouflage, silence and patience.
  - (v) Signal to spring ambush.
  - (vi) Weapons at half-cock.
- (b) With booby traps:
  - (i) How to set.
  - (ii) Various types.
  - (iii) Use of wire and vines for trip wires.
  - (iv) Use of 30M grenades and 3 inch mortar bombs.
  - (v) Mapping the area.

5. Weapon Training

- (a) Rifle and automatic weapon practice on jungle range.
  - (i) Opportunity and fleeting targets.
  - (ii) Use of OSMG, rifle and Bren from the hip.
- (b) Open and 30 yards ranges.  
Recapitulation only, and secondary to practice on jungle range.
- (c) LMGs and MMGs.
  - (i) Their application to jungle conditions of short ranges and harassing Ls of C.
  - (ii) Siting of MMGs to provide DF for infantry
- (d) Mortars
  - (i) Use under jungle conditions.
  - (ii) OP and control points.
  - (iii) Engaging enemy positions from patrol information.
  - (iv) Shooting through clearing in tree tops.
- (e) Care of arms.

6. Grenade Training

- (a) Throwing overarm.
- (b) Bowling underarm
- (c) Dropping down steep slope or over cliff.
- (d) Rifle grenade - every infantryman to practise.

7. Baronet Fighting

Normal training.

8. Track Cutting

- (a) Selecting route - value of contours.
- (b) Patrolling
- (c) Cutting
- (d) Security.



9. Assault Course
- (a) Tough, difficult and varied.
  - (b) Explosives.
  - (c) Water obstacles.
  - (d) Opportunity targets.
10. Jungle Engineering
- (a) Special instruction for Pioneer platoons.  
(syllabus to be forwarded to Brigades later).
  - (b) Limited instruction for Infantry platoons.
    - (i) Normal bridge from timber available on the spot.
    - (ii) Kinda bridge.
    - (iii) Shelters in perimeter defence.
    - (iv) Shelter for staging camp.
    - (v) Track maintenance including -
      - Drainage
      - Corduroying
      - Stepping
      - Water reticulation through bamboo
      - (In absence of bamboo use saplings).

ADMINISTRATION

1. Medical

- (a) Preventable diseases:-
  - (i) Malaria
  - (ii) Scrub Typhus
  - (iii) Dysentery and Diarrhoea
  - (iv) Skin diseases
  - (v) Vitamin deficiency diseases
- (b) General Hygiene:
  - (i) Water
  - (ii) Sanitation

2. Amunition

- (a) Care and preservation
  - (i) Stacking
  - (ii) Shelter
  - (iii) Dunnage
  - (iv) Air circulation
  - (v) Temperature
  - (vi) Recognition
- (b) Handling
  - (i) Native carrier loads
  - (ii) Mule loads
  - (iii) Jeep and Trailer loads



(c) Examination

- (i) Normal
- (ii) After dropping

3. Rations

(a) Emergency

(b) Field Operational

- (i) Description
- (ii) Advantages and disadvantages
- (iii) Conditions under which it should be used.

(c) South-west Pacific Scale.

(d) Canned heat (Burnzo)

4. Employment of Native Carriers

(a) General characteristics

- (i) Village groupings
- (ii) Customs and habits
- (iii) Native foods
- (iv) "Pidgen English"

(b) ANGAU and its organization

(c) Organization

- (i) Loading
- (ii) Escorts
- (iii) Supervision
- (iv) Siting of compounds
- (v) Feeding and housing

5. General

(a) Dropping grounds

- (i) Selection and siting
- (ii) Organization and layout.
- (iii) Recognition aids
- (iv) Recovery

(b) Dropping

- (i) Parachute dropping
- (ii) Free dropping

(c) Organization at staging posts

- (i) AASC co-ordination of all supplies
- (ii) Manifest system
- (iii) Sign posting
- (iv) Visitors and their problems
- (v) Relationship between ANGAU and Regimental Commander
- (vi) Jeep load

(d) Pilfering

- (i) Reasons
- (ii) Results
- (iii) Preventative measures



- (a) Cooking
  - (i) General
  - (ii) Yeast breads
  - (iii) Dehydrated foods
  - (iv) Improvised ovens etc.
- (f) Improvisation
  - (i) Stretchers
  - (ii) Housing
  - (iii) Use of Sisalcraft
- (g) Services
  - (i) Ordnance
  - (ii) Postal
  - (iii) Amenities
  - (iv) Field burial

NOTES

- (i) All subjects will be the basis of a general talk by a Divisional Staff Officer to all officers and NCOs of the Division vide arrangements to be notified
- (ii) All subjects excluding 5 (e) will be dealt with in detail at a course or series of lectures to be conducted at Divisional HQ. The following will be required to attend

SCs 2 1/c QM

Adjutants will be required to attend specific lectures to be advised.

- (iii) Cooking 5 (e) will be covered by instruction in unit lines under Brigade supervision on a Divisional policy.

SCHOOLS AND COURSES

The following schools and courses will be held. Vacancies allotted and Joining Instructions issued from time to time.

1. Jungle Warfare School - for officers and NCOs
2. Intelligence Course
3. Jungle Engineering - for Coy, Pl and Sec Comds  
(To be arranged by CRE)
4. Administration for SC, HQMS, CQMS (Adjutants to attend selected lectures). As arranged by AA&QMS).
5. Cooks Course. (as arranged by AA&QMS - to be conducted in unit lines.
6. Course of artillery observation for infantry officers.  
(ORA to arrange syllabus and instruction).
7. Course for Medical Orderlies and Hygiene Personnel  
(ADMS to arrange)



## OWN TACTICS

### DEFENCE

1. Defensive perimeters should normally be on high ground with two man weapon pits. These may be connected later by crawl trenches if required.
2. The unit of defence is the company. It is undesirable and usually impossible to concentrate a battalion in a defensive perimeter. All companies must retain their mobility and be capable of dealing with enemy parties endeavouring to infiltrate between the companies.
3. Low scrub must be cleared from around the perimeter to enable a clear view. If situated in kunai grass, the grass should be burnt off. Otherwise it may be fired by the enemy or accidentally by mortar bombs.
4. Booby traps should be placed around the perimeter particularly in areas of likely approach and in dead ground. These however must be recorded (see para dealing with own booby traps).
5. Standing reconnaissance and fighting patrols must be constantly active.
6. The rules of hygiene and sanitation and anti malarial precautions must be strictly observed at all times, no matter how hard the fighting, or how weary the troops.
7. A reserve must be held in the perimeter ready to move out and deal with the attacking infantry. In most instances a formed reserve will not be available to a platoon, but threatened weapon pits may be reinforced by some men moving (with grenades for example) from other pits.

At least three days food, water and ammunition must be placed in each perimeter. It is inevitable that, when attacked by large and determined forces, perimeters will be surrounded, but defenders must hold out. In every instance where this was done the enemy were beaten off and the defenders were relieved, after they had inflicted very heavy casualties on the enemy with comparatively light losses to themselves.

On occasions where withdrawals were attempted the casualties suffered were heavy.

Determined troops, well dug in at a firm base, can repel attacks by large numbers.

### MINES AND BOOBY TRAPS

8. Booby traps were used extensively by the 17 Aust Inf Bde and 2/3 Aust Indep Coy with great success. 35 grenades with both 4 sec, 7 sec and instantaneous fuzes were used, both for protecting perimeter defences and also for setting along tracks. Grenades and even 3 inch mortar bombs were connected and placed at intervals along the tracks. These booby traps exploded simultaneously and so caught most of the enemy party following the leader, who set off the booby traps by a trip wire which he contacted when he had practically passed through the booby trap area.

69 grenades were also used, chiefly to give warning of enemy approach.

One company set approximately 600 booby traps, in three lines around its position



9. The 15 Aust Inf Bde made much less use of booby traps generally and considered them to be more dangerous to our own troops in close country than to the enemy.
10. The opinion of 3 Aust Div is that booby traps are of great value if properly sited and set. However, careful records must be kept showing the exact location and number of booby traps set. A plan must be available to hand over to relieving companies and platoons, as well as a copy being held at both Brigade and Divisional HQ.

#### THE ADVANCE

11. Any advance in the jungle is a series of bounds from one firm base to another, each of which must be capable of supplying the other with rapid reinforcements the route between the two being kept open by constant patrolling. Against a series of such firm bases in depth, which are capable of being maintained by dropping from the air, the encirclement tactics of the enemy are of no avail and he is placed at a tactical disadvantage.

#### ATTACK

##### 12 The Deliberate Attack

Reconnaissance and fighting patrols were used to pinpoint enemy positions, estimate strengths and select suitable objectives and routes.

As the enemy defences were usually situated on high ground approached by narrow razor-back ridges, frontal attacks along the ridges proved costly and ineffective. The usual weaknesses in his defence

- (a) unprotected flanks - relying on terrain
- (b) lack of depth
- (c) failure to protect L of C

were fully exploited. Each deliberate attack was based on the doctrine of fixing and encirclement. These tactics preached so widely by the Japanese, proved extremely successful in all cases when employed against them. They force a withdrawal during which the enemy is forced to abandon his heavy equipment and those who escape the encircling troops lose their tactical unity.

When an enemy force attacked and cut our L of C he expected us to get out and he became bewildered and defeated when our troops held their ground.

##### 13. The Encounter Attack

This type of attack occurs when enemy opposition is unexpectedly encountered during an advance. From experience 17 Aust Inf Bde evolved the following battle procedure for the encounter attack.

As in extensive warfare, there is a definite battle drill to deal with encounter attack - but in the jungle the only sub unit that carried out automatic drill on contact was the leading section.



Other sections carried out quick deployment acting on a few precise orders, if the sub unit commander, after quickly appreciating the situation, considered the deployment of a portion or all of his forces necessary.

Procedure briefly is:-

Leading section (say 1 NCO 1 LM Gunner, 1 SM Gunner, 4 riflemen) when fired on deployed as follows:-

- (a) LMG take upposition to fire along track protected by one rifleman. NCO remains with this group.
- (b) Two riflemen move to one flank, one rifleman one SMG to the other. Object to ascertain enemy strength, dispositions, nature of ground he occupies and best approach to it. If ground prevents movement around one flank, all move round the other.
- (c) Platoon Commander moving with his second section continues to move forward until he contacts his forward section commander. Then decides his plan; either attack or establish close contact until company is forward and available for attack.
- (d) In either case he establishes a firm base as close to the enemy as possible and on high ground. Defences will be prepared and dug quickly. It may not be possible for a platoon to protect the axis of advance unless the advance is confined to a narrow razor-backed ridge.

From this stage onwards, the action of the company and battalion commanders is the same as for open warfare and normal principles and procedure still apply.

PATROLS

14. (a) Patrolling must be aggressive and continuous and is the key to success in the jungle as it is in other fighting. A high standard of training is necessary. Patrol reports must contain "facts" and not deductions.
  - (i) Small reconnaissance patrols of 3 or 4 men are best suited for reconnaissance of ground or enemy positions. If the reconnaissance is of a tactical importance for the framing of plans, it should be led by an officer.

Continuous small patrols operating on the flanks and rear of the enemy gave us complete knowledge of terrain, enemy movements and dispositions. Reconnaissance patrols must be prepared to remain out for 4 to 5 days.
  - (ii) Fighting patrols must usually be less than a platoon. Owing to the time and space factor, the patrol may be away for some days. This will involve the establishment of a firm base in the forward area from which to operate. Additional men from the platoon will be required for carrying supplies, ammunition, signal equipment etc.



- (b) Patrolling in the jungle presents unusual difficulties in navigation, largely due to the terrain.

Patrols must be trained in:-

- (i) Navigation
- (ii) Pacing
- (iii) Study all available information including that obtained from air photos, previous patrols, native sources and study of the ground.

All these are in addition to normal patrol training, and it is considered that navigation is the subject which requires the most attention.

15

#### Navigation in the Jungle

The 15 Aust Inf Bde evolved the following methods for training patrols.

- (a) There is need for constant practice in jungle navigation. At present, as the accuracy of the navigation of most parties is doubtful, much time has to be spent in checking up. This was specially the case with patrols where two or three patrols had to be sent before an accurate answer be obtained.

There is the example of a unit experienced in patrolling in which the following happened. A patrol set out moved 150 yards south, 250 yards west then 300 yards north. On return the patrol commander reported that an enemy LMG was sited in such a position that it could enfilade the whole of our position. A second patrol sent out to attack discovered the LMG sighted was actually our own LMG and that the first patrol had really moved round in a circle and become confused about the ground.

- (b) Aids to navigation are:-

- (i) Compass
- (ii) Pacing - accurate knowledge of the number of paces to the 100 yards over the varying types of jungle. This requires plenty of training.
- (iii) Traversing - prepared from map or air photo.
- (iv) Air photo interpretation.
- (v) Use of map
- (vi) Use of signal cable cut into known lengths to measure distances
- (vii) Time: knowledge of time taken to cover certain types of ground will enable an estimate of distance covered.



(c) Example of use of aids

An example of the use of the above aids is given below. The patrol is ordered to move to a high feature approximately 1600 yards distant (as shown on map). The patrol commander should then:

- (i) Study an air-photo and map with Battalion or Brigade I.Os or both.

Information required would be:

Type of country  
prominent objects  
variations in foliage  
intermediate features  
comparison of map distance to photo distance

- (ii) Study the ground (if possible) to obtain:

General picture  
bearings to known features and easily recognisable features  
estimate of distance  
time needed  
suitable OPs.

- (iii) Make preparations including detailing:

pacers  
compass bearers  
sahette party  
check pacer

(Sig cable in known lengths may be used in lieu of pacers).

(d) Pacing

- (i) Tests in pacing over country fought over showed  
(Ref Map KOMIATUM-SALAMAU 1:25000)

Serial	Movement	Area	Type of Country	Equivalent paces to 100 yards	Time taken in mins
A	Flat ground	707983	Fairly open on banks of FRANCISCO R clumps of heavy bamboo and belts of dense growth 15-20 ft high	150	4
B	Up-hill	716985	Area ROUGH HILL average growth climbing steeply	195	29
C	Down-hill	716985	as in Serial B	151	20
D	Along a ridge below crest	716985	Area ROUGH HILL	141	15

- (ii) The above information was gathered after many tests then taking the average. It is considered that these would be a suitable basis for further experiments in training. Units would have to obtain a basis by trial and error and train pacers accordingly.



AMBUSHES

Extensive use was made of ambushes and troops became adept at inflicting casualties on enemy fighting patrols or parties moving in the L of C. Generally steep portions of the track were selected and the ambush set with the troops on the high ground flanking the track. The enemy who invariably bunched when moving along the track, were allowed to come right into the ambush. The ambush commander fired the first shot, killing the leading Jap. This was the signal for opening fire. Any enemy who attempted to leave the track by bolting down hill usually fell a victim to booby traps which had been set (time permitting) for this purpose. Rifles were usually kept at half cock; enabling them to be cocked silently on the approach of the enemy.



Information contained in this document is not to be communicated either directly or indirectly to the Press or to any person not holding an official position in His Majesty's services.

CI

Serial 36

Nos 147 - 149

AUSTRALIAN MILITARY FORCES

ROUTINE ORDER PART 1

by

BRIGADIER A W POTTS, DSO, MC,

In the Field  
6 Jan 44

147. DUTY OFFICERS & NCOs - To mount on 0800 hrs on the day stated.

Fri 7	Jan 44	Lieut PAULL R A	Sgt ANGEL N S
Sat 8	Jan 44	Lieut ELLIOTT A G	To be detailed by Sigs
Sun 9	Jan 44	Lieut FITZGERALD A J	Cpl HESTELOW J
Mon 10	Jan 44	Capt POWELL	Cpl JOCKOFF M W
Tue 11	Jan 44	Capt FARRAR G C	To be detailed by Sigs
Wed 12	Jan 44	Lieut SMITH H W	Cpl FITZCLARENCE E G
Thu 13	Jan 44	Lieut PAULL R A	Cpl DODD G E T
Fri 14	Jan 44	Lieut ELLIOTT A G	To be detailed by Sigs
Sat 15	Jan 44	Lieut FITZGERALD A J	Cpl IVEY R
Sun 16	Jan 44	Capt POWELL	Cpl JOHNSON A

148. DISTRICT COURT MARTIAL

A District Court-Martial convened by Comd 3 Aust Div was held In the Field on Thursday, 3 Dec 1943 for the trial of NX26055 Pte William CLOSE, 2/3 Coy AASC attached HQ 23 Aust Inf Bde

The accused was charged with:-

1st Charge When on Active Service using threatening language to his superior officer in that he at KAIRI on 2 Dec 43 said to A A Sec 8(2) VX46439, WO Class II BUCKNALL M K "If I ever meet you outside this Bde you will be a dead man; a man ought to knock you down now" or words to that effect.

2nd Charge When on Active Service disobeying a lawful command given by his superior officer in that he at KAIRI on 2 Dec 43 when ordered by VX46439 WO Class II BUCKNALL M K to put on his equipment and report to his tent did not do so.

FINDING:- Not Guilty of the first charge, but Guilty of the Second Charge.

SENTENCE:- 28 days Field Punishment  
28 days Forfeiture of Pay

The accused was 17 days in close arrest awaiting trial.

The finding and sentence were duly confirmed on 31 Dec 1943 and promulgated to the accused In the Field on 5 Jan 1944.



149. CORRECT USE OF LIGHTS WHEN APPROACHING ONCOMING TRAFFIC

1. Accidents involving army vehicles have occurred due to lack of road courtesy of drivers who fail to dim their headlamps when approaching oncoming traffic.
2. In order that personnel in control of vehicles may appreciate their responsibility in this regard, the action to be taken is set out hereunder:-
  - (a) When approaching oncoming traffic, the driver of a vehicle will ensure that his headlights are dipped and will keep as near as practicable, having regard to all the circumstances, to the left-hand edge of the roadway.
  - (b) If the headlights cannot be dipped, they will be dimmed. If they cannot be dipped or dimmed, the driver will switch to his parking lights. In either case, he will reduce the speed of the vehicle so that he can stop within his lessened limits of vision.
3. The driver is responsible for checking the correct operation of all lights and for reporting immediately (on AAF §17) all defects which he is not permitted to rectify.

  
 Captain  
 A SC 23 A-st Inf Bde

NOTICES

HQ 23 Bde Regtl Trust Account

Bal on hand 30/11/43	£ 72- 8- 5
Operations on A/C	Nil
Bal on hand 31/12/43	£ 72- 8- 5

HQ 23 Bde Canteen A/C

Bal on hand 30/11/43	£154-10- 2	
Receipts : Discounts for Dec 18-17- 8		
		£173- 7-10

<u>Expenditure:</u>			
Wages	£6		
65 doz eggs	7- 2- 8		
Ice	1-16- 4		
Paw paws	1- 3-		
Sports Teams	<u>2-19- 5</u>		
Bal on hand 31/12/43		Credit	<u>£19- 1- 5</u>
			<u>£154-6- 5</u>

23 Bde Sig Sec

	On hand 30/11/43	£38- 5- 1
Bal of Regtl Trust A/C	Canteen Discounts	
	Aug, Sep, Oct	£11-14- 1
	Transfer from 1 Div Sigs	£16- 5- 6
	On hand 31/12/43	<u>£66- 4- 8</u>

2/108 LAD

	On hand 30/11/43	£16- 1- 2
Bal of Regtl Trust A/C	Canteen Discounts	
	On hand 31/12/43	<u>£ 1- 5- 8</u>
		£17- 6-10



Information contained in this document is not to be communicated either directly or indirectly to the Press or to any person not holding an official position in His Majesty's services.

CR

Serial 1

Nos 1 - 5

AUSTRALIAN MILITARY FORCES

ROUTINE ORDERS PART I

by

BRIGADIER A W POTTS, DSO, MC

In the Field  
15 Jan 44

1. DUTY OFFICERS & NCOs - To mount on 0800 hrs on the day stated.

Mon 17 Jan 44	Capt	WILD H W	To be detailed by Sigs
Tues 18 Jan 44	Capt	FARRAR G C	S/Sgt DUNSTAN J K
Wed 19 Jan 44	Lieut	SMITH H W	Cpl CUMMINS
Thur 20 Jan 44	Lieut	PAULL R A	To be detailed by Sigs
Fri 21 Jan 44	Lieut	ELLIOTT A G	Sgt O'MEARA W
Sat 22 Jan 44	Lieut	FITZGERALD A J	Cpl SIMPSON R
Sun 23 Jan 44	Lieut	BROWN N	To be detailed by Sigs
Mon 24 Jan 44	Capt	WILD H W	Sgt JONES R E
Tues 25 Jan 44	Capt	FARRAR G C	Sgt KENNEDY

2. AAB 83, SOLDIERS RECORD OF SERVICE BOOK

The loss, destruction or defacement of AAB 83, Soldiers Record of Service Book by a wilful act or by negligence or the unauthorised alteration of any information contained therein is an offence in respect of which a charge will lie under AA 40.

3. LOSS OF EQUIPMENT BY PERSONNEL DURING TRANSIT THROUGH LTD BRISBANE

1. To eliminate loss of equipment a section of Aust Kit Store is now available for use by personnel during transit through the LTD BRISBANE.

2. The provision of this facility for safe guarding personal gear and equipment is to be brought to the notice of all concerned.

4. BOOKS OF VIEWS

1. Many instances have been detected recently of troops forwarding books of views through the post.

2. All formations and units under command 3 Aust Div are warned that this practice is contrary to Censorship Regulations and will cease forthwith.

5. ESCAPES OF AUSTRALIAN PRISONERS OF WAR FROM ENEMY HANDS

1. It is the duty of any soldier, if captured by the enemy, to effect his escape at the earliest possible moment.

2. It is also his duty - any breach of which is a serious offence - not to communicate to unauthorised persons any information about the means employed by him or his companions to escape from enemy hands.



3. The disclosure of such information
- (a) prejudices the chances of other escapees
  - (b) prevents other members of Australian or Allied forces from using the same or similar means of escape.
  - (c) endangers the lives of those who may have assisted the escapees at any stage of their escape;

therefore, except as provided in paras 4 and 5 below, an escaped prisoner of war is forbidden to disclose particulars of his escape directly or indirectly to any person whatever, either by word of mouth or in writing.

4. An escaped prisoner of war will disclose full particulars of his escape only to officers authorised by the Director of Military Intelligence to interrogate such an escapee. No officers, except those authorised by the DMI, are permitted to interrogate any escapee on the circumstances of his escape.
5. Should it be considered desirable for an escaped prisoner of war to lecture on his experiences, the script of the proposed lecture will be submitted to the DMI for approval. No lecture will be arranged until approval of the DMI, has been obtained.
6. GRO G192/1943 is cancelled.

*H. Brown* Captain  
SC 23 Aust Inf Bde.



C3 Wai Diary (2)

Information contained in this document is not to be communicated either directly or indirectly to the Press or to any person not holding an official position in His Majesty's services.

Serial 2

AUSTRALIAN MILITARY FORCES

Nos 6 - 10

ROUTINE ORDERS PART 1

by

BRIGADIER A W POTTS, DSO, MC.

In the Field  
25 Jan 44

6. DUTY OFFICERS & NCOs - To mount on 0800 hrs on the day stated.

Wed	26	Jan	44	Lieut	SMITH H W	To be detailed by Sigs
Thurs	27	Jan	44	Lieut	ELLIOTT A G	Sgt GODDARD K
Fri	28	Jan	44	Lieut	BURKETT A R	Sgt ANGEL N S
Sat	29	Jan	44	Lieut	TUCKLEY S M	To be detailed by Sigs
Sun	30	Jan	44	Lieut	EDWARDS F G	Cpl HESTBLOW J
Mon	31	Jan	44	Lieut	FITZGERALD A J	Cpl JOCKOFF M W
Tues	1	Feb	44	Lieut	BROWN N	To be detailed by Sigs
Wed	2	Feb	44	Capt	FARRAR G C	Cpl DODD G E T
Thurs	3	Feb	44	Lieut	SMITH H W	Cpl FITZCLARENCE E G

Capt O'KEEFFE E. R.

7. RAP TREATMENT HOURS

0745 - 0800  
1245 - 1330  
1630 - 1800  
Sick Parade 0800

Treatment may only be received at the times stated and the RAP is out of bounds at all other times except in cases of emergency or accidents.

8. CAMOUFLAGE AND PRESERVATION OF TENTS

Attention is drawn to recent instances of neglect in the care of accommodation stores against loss and damage.

It will be the responsibility of the officer, NCO or OR using accommodation stores to prevent loss or damage and to exercise care that undue deterioration does not occur as the result of climatic conditions.



Special care will be taken as regards all tentage, which is in short supply.

Walls of tents, marquee GS, when not in use, and valises are to be folded dry and placed on dunnage under cover of their respective tents.

After rain, full advantage must be taken of the first fine weather to dry all accommodation stores in use, which may be subject to deterioration as the result of damp or wet.

Under no circumstances must tents be struck whilst wet.

The practice of crossing tent guys from front to rear has the effect of removing the emulsion and causing a conspicuous cross on each side of the tent, as well as destroying the waterproofing quality of the fly. This practice must cease forthwith.

It is essential that the fly be raised sufficiently above the tent to clear the vents near the apex of the tent. Many leaks are caused through the vents being in contact with the fly.

Tents flaps must invariably be rolled inwards and not thrown back with the white side uppermost.

Owing to the acute shortage of tents and materials and the lack of manpower to effect repairs, it is imperative that tents in need of minor repair receive attention in sufficient time to obviate major repairs.

9.

COLOUR PATCHES

Miniature colour patches will not be worn on headdress.

10.

INCOME TAX - LIABILITY OF MEMBERS RELEASED ON LEAVE FOR SEASONAL OCCUPATIONS

A member holding a rank not higher than that of Sergeant, who has been granted leave without pay for the purpose of enabling him to engage in seasonal occupations, will be issued, on behalf of the Commissioner of Taxation, with a certificate which will exempt him from liability for tax deductions on wages earned by him during the period of such leave.

This certificate will be prepared by the unit in which the member is serving.

*M. Brown*  
S. C. 23 AUST INF BDE CAPTAIN



HQ 3 AUST DIV

MOST SECRET

HQ 23 Aust Inf Bde  
8 Jan 44

FI

LOCATION STATEMENT NO 3

As at 2359 hrs on 7 Jan 44  
Ref Map GORDONVALE 1" to 1 ml

Serial No	War Office Serial No	Veh No	Unit	Location	Map Ref	Remarks and Projected Moves
1	61547	96	HQ 23 Aust Inf Bde	KAIRI Camp Q'Land	485395	Nil
2	49275	96	23 Aust Inf Bde Sig Section	"	485395	"
9	46174	96	2/108 Aust LAD	"	485395	"
10	61547	96	12 Aust Div Postal Sec F.P.O. 0210	"	485395	"
3	46175	66	7 Aust Inf Bn (AIF)	"	482391	"
4	46176	61	8 Aust Inf Bn (AIF)	"	482391	"
5	46170		27 Aust Inf Bn	"	483393	"
6	49448		40 Aust Indep Tpt Pl	"	505389	"
7	49446		243 Aust Sup Dep Pl	"	505389	"
8	49447		244 Aust Sup Dep Pl	"	505389	"

*AW Patb* Brigadier  
Comd 23 Aust Inf Bde



WAR DIARY

MOST SECRET

HQ 23 Aust Inf Bde  
23 Jan 44

E 2

HQ 3 AUST DIV

LOCATION STATEMENT NO 4

As at 2359 hrs on 22 Jan 44  
Ref Map GORDONVALE 1" to 1 ml

Serial No	War Office Serial No	Veh No	Unit	Location	Map Ref	Remarks and Projected Moves
1	61547	96	HQ 23 Aust Inf Bde	KAIRI Camp Q'land	485395	Nil
2	49275	96	23 Aust Inf Bde Sig Section	"	485395	"
3	46175	63	7 Aust Inf Bn (AIF)	"	482391	"
4	46176	61	8 Aust Inf Bn (AIF)	"	482391	"
5	46170	77	27 Aust Inf Bn	"	483393	"
6	49448		40 Aust Indep Tpt Pl	"	505389	"
7	49447		244 Aust Sup Depot Pl	"	505389	"
8	46180		17 Aust Fd Amb	"	473375	"
9	46174	96	2/108 Aust LAD	"	485395	"
10	61547	96	12 Aust Div Postal Sec F.P.O. 0210	"	485395	"

*R. W. P. H.*  
Brigadier  
Comd 23 Aust Inf Bde



3 AUST DIV OPERATION ORDER NO 1

8 Jan 44

## PLAN "HOLLYWOOD"

Ref Maps: DIMBULAH ) 1 inch to 1 mile  
 BIBOCHRA ) series  
 GORDONVALE )  
 INNISFAIL 1 inch to 4 miles

INFORMATION

1. 3 Aust Div is responsible for the defence of MAREEBA airfield 3254 and 3250/
2. The airfield is outside fighter range but within bomber range of enemy based aircraft. It would also be liable to ground attack in the event of an enemy landing.
3. It is considered that the emergency envisaged in this order could not arise, under present circumstances, without a prior warning of at least several days.

4. (a) The following troops under command 1 Aust Corps are located at MAREEBA

5 Tac R Sqn RAAF  
 46 Aust AL Sec

- (b) The following gun stations under command CAIRNS FORTRESS are located at MAREEBA and would be available for the defence of the airfield.

448 Aust Hy AA Gun Sta  
 449 Aust Hy AA Gun Sta.

- (c) The following troops come under command 3 Aust Div on receipt of warning order.

2/2 Aust Fd Regt  
 One Pl 2 Aust Fd Coy

INTENTION

5. 3 Aust Div will defend MAREEBA airfield against airborne or ground attack.

METHOD

6. (a) 23 Aust Inf Bde will be responsible for the defence of the airfield against attack as above.

(b) Apart from planning no action will be taken until receipt of warning order from 3 Aust Div which will be conveyed by the code word "HOLLYWOOD"

7. Planning will include.

(a) Organization of a mobile column to be placed at 24 hours notice to move, after receipt of codeword.

Role Immediate defence of the airfield against airborne or ground attack.



Troops: One infantry battalion with under command

- One bty 2/2 Aust Fd Regt
- One pl 2 Aust Fd Coy
- One coy 7 Aust MG Bn
- Det sigs
- Det fd amb

(b) Organization of a mobile reserve also at 24 hours notice to move after receipt of codeword.

Role Destruction of enemy forces threatening the airfield

Troops 23 Aust Inf Bde Gp less one bn with under command

- 2/2 Aust Fd Regt less one bty
- One coy 7 Aust MG Bn

(c) Co-ordination of defence plans with 5 Tac R Sqn RAAF and AADC CAIRNS

(d) Reconnaissance of routes, siting of proposed defence works and communications layout.

8. 23 Aust Inf Bde may deal direct with 2/2 Aust Fd Regt, 2 Aust Fd Coy and 7 Aust MG Bn for purposes of planning.

9. Plans for the defence of the airfield including line and wireless diagram will be forwarded to reach this HQ by 16 Jan 44.

ADMINISTRATION

10. First line ammunition will be carried plus 2 days reserve of ammunition, supplies, POL, and water.

11. Transport requirements for the mobile column and the mobile reserve will be forwarded with the plan vide para 9.

INTERCOMMUNICATION

12. Plans will be made for line and wireless communications to be established between the mobile column, mobile reserve and 3 Aust Div

ACKNOWLEDGE

Time of Signature 0855 hours

(sgd) S HODGSMAN Lt-col  
GS 3 Aust Div

Issued by DRLS

<u>DISTRIBUTION</u>	<u>Copy No</u>		<u>Copy No</u>
23 Aust Inf Bde	1	Comd	10
RAA 3 Aust Div	2	AQ	11
7 Aust MG Bn	3	ADMS	12
2/2 Aust Fd Regt	4	ADOS	13
2 Aust Fd Coy	5	CEME	14
AADC CAIRNS	6	File	15 - 18
5 Tac R Sqn RAAF	7	War Diary	19 - 20
1 Aust Corps	8		
7 Aust Inf Bde(fr infm)	9		



S E C R E T

HQ 3 Aust Div  
22 Jan  
G 9/24.

AMENDMENT TO 3 AUST DIV OPERATION ORDER NO 1

Reference 3 Aust Div Operation Order No 1 dated  
8 Jan 44.

Delete paragraph 4 (b) and substitute:

"Units of CAIRNS FORWARD PRESS which at any time may be  
located at MAREEBA would be available for defence of  
the airfield."

ACKNOWLEDGE

(sgd) CARTLIDGE Capt for Lt-col  
GS 3 Aust Div

<u>DISTRIBUTION</u>	<u>Copy No</u>
23 Aust Inf Bde	1
RAA 3 Aust Div	2
7 Aust MG Bn	3
2/2 Aust Fd Regt	4
2 Aust Fd Coy	5
AADC CAIRNS	6
5 Tac R Sqn RAAF	7
1 Aust Corps	8
7 Aust Inf Bn(fr infm)	9
Comd	10
AQ'S	11
ADMS	12
ADOS	13
CEME	14
File	15 - 18
War Diary	19 - 20



*War Diary*

H.Q., 23 Aust Inf Bde.

F2

4465/8/3

16 Jan 44

TRG AMN REQUIRED BY UNITS FOR PERIOD JAN-MAR 44

Serial	Item	7 Bn	8 Bn	27 Bn	Bn Allotment as per GRO 504 & 505
1	Rifle .303 in rds per man per month	50	50	50	14
2	Bren " " " " "	50	50	50	24
3	MMG " " in MG PI per month	100	100	100	57
4	SMG 9 mm " " per month	50	50	50	10
5	Pistol .38 in " " weapon " "	18	18	18	3½
6	Blank .303 in " " man " "	50	40	30	4½
7	Mortar 3-in HE " " mortar " "	15	15	15	2
8	" " smoke " " " " "	10	10	10	½
9	" 2-in HE " " " " "	10	10	10	2½
10	" " smoke " " " " "	10	10	10	1½
11	Grenades 36 4 sec " " man " "	1	1	2	1/3
12	" " 7 sec " " " " "	1	1	2	½ per year
13	" 69 " " " " "	1	1	1	1 " "
14	" aldershot " " " " "	1	1	1	1 " "
15	Ballastite .303 in " for Bn " "	1000	1000	1800	1500 " "
16	Murray Switches	40	40	40	
17	Detonators No 6 Commercial per month	200	200	200	
18	" electric " "	200	200	200	
19	Explosive (general incl powder etc) per month lbs	150	150	150	
20	FID " " ft	2500	2500	2500	

Totals demanded on basis of 2000 personnel, over and above allotment as per GRO 504 & 505.

Serials 16-20 were not demanded as amn only was required.



16 Jan 44

NOTES FOR 23 BDE COMD FOR DISCUSSION AT GOC'S  
3 AUST DIV CONFERENCE 17 JAN 44

1. 73 FAD issued trg amn NOT according to indents from units and in one case issued without voucher. BOWO will have details by 18 Jan 44 showing clearly the posn of amn issued for Dec-Jan-Feb-Mar. It appears from unit records that Dec issue has NOT been delivered.
2. 3500 rds DP amn indented for, Div informed 4500 available, 2000 issued from 73 FAD 15 Jan 44.
3. Trg accomplished by units and monthly objective.
  - 7 Aust Inf Bn: Now to stage of opposed Coy Exercises in jungle. Bn exercise trg will be reached by mid Feb. Ball amn on Scout Course by end Jan.
  - 8 Aust Inf Bn: Reached Pl exercises (within Coy schemes). Will reach opposed Coy "Free For All" by end of Jan. CO will thoroughly test Pls in Pl tactics prior to Coy exercises.
  - 27 Aust Inf Bn: Still in recapitulation and Hardening Stage. Will reach Pl exercise standard by mid Feb.
4. Bde HQ: Weapon trg standard very fair, hardening progressing well. Balance of trg according to 3 Aust Div Trg Instr No 3.
  - Jan (a) TEWTS will be conducted by Bde in preparation for Bn exercises.  
(b) Units to Coy exercises.
  - Feb (a) Recapitulation, specialist trg.  
(b) At least two Bn exercises by each Bn, exercises to be prepared and conducted by Bde.
  - Mar Same as for Feb plus one Exercise for Bde prepared and conducted by Div.
5. Offrs and ORs attended at Jungle School.
  - (a) Total by Bns
 

7 Bn	9 Offrs	21 ORs
8 Bn	9 Offrs	17 ORs
27 Bn	10 Offrs	20 ORs
Bde HQ	2 Offrs	2 ORs
  - (b) At present at School (incl in above)
 

7 Bn	1 Offr	2 ORs
8 Bn	1 Offr	2 ORs
27 Bn	10 Offrs	20 ORs
6. Miniature Range Efficiency

	<u>Gp</u>	<u>Appln</u>	<u>Snap</u>
7 Bn	65%	67%	-
8 Bn	80% qualified on all 3 practices.		
27 Bn	NIL (using DANBULLA 24-31 Jan)		



7.                   Efficiency Pay
- 7 Bn - 48% obtaining - reverted from 69%.  
8 Bn - 57% of all pers - NOT yet passed through  
ROs.  
27 Bn - No estimate available till 7 Feb.
8.                   7 Aust MG Bn.   Trg of MG Pls of units with 7 Aust  
MG Bn.   14 days' School, 3 NCOs 12 Ptes commence Course No 1  
17 Jan.   In 7 Aust MG Bns lines.
9.                   Services Trg:   Every success of system as per  
3 Aust Div Trg Instn No 4.
10.                  Reinfts:   Bns and Services - will system work as  
laid down at present?   Reinfts NOT until just before formations  
sail.
11.                  Visual Trg:   Can films be made available when units  
desire special ones for their trg.
12.                  Time for action from Div to Bde.
- (a) School Chiropody.   Infn re school reached  
Bde 1730 hrs 16 Jan.   Students required 2/6  
AGH by 1600 hrs 16 Jan.
- (b) Warning of 243 Aust Sup Depot Pl to revert  
to under comd 3 Div.
- (c) Plan "HOLLYWOOD"
- (d) Demand for special trg amn over and above  
GRO 504 & 505.   Reached Bde 1800 hrs 14 Jan,  
required before 17 Jan to Div.
13.                  Deficiency in controlled Stores.
- (a) 7 Bn & 8 Bn - 2 pd Tk/A guns
- (b) 27 Bn           - 2" Mortars
- (c) Sig Eqpt - 7 Bn, 8 Bn, Bde HQ.
14.                  Special Notes for GOC Discussion
- (a) BM
- (b) Maj FAULCONER
- (c) Staff Offrs



War Diary

F4

HQ 23 Aust Inf Bde  
19 Jan 44

AGENDA FOR BDE COMDS CONFERENCE - 1430 HRS 19 JAN 44

1. Programme of Training

(a) 7 & 8 Aust Inf Bns

(i) Up to Coy Exercise with Tp Arty, MG, Mortar. SP (say by 14 Feb). Balance of period interposed with 2 sided Pl Exercises (with blanks) and recapitulation. Field Firing during Coy Exercise.

(ii) Ready for Bn Exercise 21 Feb? If so Bns will move out to an area, objects Trg in Bn move, sup in Fd, more generally Coy exercises tied in by Bn. Sup <sup>own</sup> over enemy. Later exercises will have a roving enemy over a large area through which Bn will move. Arty, MG, and Air will cooperate.

(iii) March Bn Exercise, longer move

(b) 27 Aust Inf Bn

CO to discuss future trg, ref to TEWT, Weapon trg TOET, Pl Exercises.

(c) General

(i) Pnr Pls Syllabus in hand for 10-12 days trg with three Pls. Live in Fd

(ii) Tk A Pl A range is available when Pl ready to shoot.

(iii) Int & Sign Pers - ~~Normal~~ NORMAL

2. Air Co-operation How do units wish to use.
3. Mortar Ranges BM will discuss
4. Short Rifle for Grenades 8 Bn to make trials with short barrel, plug in gas check
5. Steel Helmets Out - Use felt hats
6. Liaison Offrs One per Bn to Bde 20 Jan
7. Reinforcement Offrs Details of schools, history etc to Bde early as possible
8. Adm Pers Particular attention to be paid to Bn HQ & Adm pers - weapon trg & tactics
9. Weapon Trg Walk about with weapon trg daily. Any tests or aids for cleaning up balance of pers NOT passed.  $\frac{1}{2}$  of pers passed musketry is taken on totals of Coys & Bns, NOT only those who actually shot.
10. Shooting from Hip COs to discuss and types of targets
11. Comments on Trg so far by 7 & 8 Bns Problems arising, tie up weapon Trg & tactics, clearing perimeters, booby traps etc
12. D P Rds issued to Bns.
13. Safety Risk on Ranges & Courses



14. Extra ammunition from 3 Aust Div.
15. Charge Sheets & respective proportionate fines & penalties.
16. Swimming Instruction
17. Sharpening Bayonets - BM to discuss
18. Ceremonial           Parades
19. Weights            SOC suggests up to 53 lbs
20. General Discussion of 3 Aust Div Trg Instr No 4.



F5

HQ 23 Aust Inf Bde

20 Jan 44

HQ 3 Aust Div

RECCE REPORT

Ref Maps :- GORDONVALE 1" to 1ml

R557 DINDEN & DANBULLA STATE FOREST 20 chains to 1in

1

Herewith Recce reports Carried out by HQ 23 Aust Inf Bde

*Amey*

Brigadier  
HQ 23 Aust Inf Bde

Copies to

- 7 Aust Inf Bn
- 8 Aust Inf Bn
- 27 Aust Inf Bn
- War Diary ✓
- File



HQ 23 Aust Inf Bde  
18 Jan 44

RECCE REPORT

Ref Maps: GORDONVALE 1 inch - 1 ml  
STATE FOREST R 557 DINDEN DANBULLA 20 chains - 1 ml

Route Map Ref 432 590 (EMERALD CK CROSSING) - 566543 (Junc  
D TRAVERSE D78 and PACK TRACK) and return.

Recce by HQ 23 Aust Inf Bde

Personnel Brigadier A W POTTS DSO, MC (Bde Comd) Capt A R DRIVER (BM)  
Capt W H WILD (LO 1) Lieut McDONALD (HQ 3 Aust Div)  
Int Cpl and 3 ORs in 2 Jeeps.

Start Time and Point 1323 hrs 13 Jan 44 Map Ref 432590

Finish " " " 1550 " 14 " " " " "

Object of Recce To recce route re jeepability and to locate  
intersection of pack track and traverse from  
Mt EDITH - LAMBS HEAD vicinity D78.

---

PART 1

Route jeepable to map ref 552555  
Blazed track to D78 from R40 easily followed  
(Marching time 58 mins)

---

PART II

A Jeep Route

Starting at EMERALD CK Crossing maps ref 432590 followed same to stockyard (6 mls) then to WEST and SOUTH of TWIDDLER HILL (1.8 mls) to junc BRINDLE CK From the top of TWIDDLER HILL (map ref 462575) it was possible, by observation, to select route through to TOWNSEND GAP (map ref 506570) From TWIDDLER HILL onwards the grades were much steeper and it was necessary to use a more winding and indirect course to reach TOWNSEND GAP. Reached TRAVERSE A6 (1.1 mls) in GAP then followed the high ground to R11 where PACK TRACK crosses DAVIES CK (map ref 522566) Good Sandy Crossing suitable for Jeeps. All country to this point was of the Savannah type. DAVIES CK has a rocky and boulder strewn bed with a large supply of swiftly running water approx 12' wide and 1' D (Tested. 3 scoops) Followed PACK TRACK EAST through ATHERTON FLATS (map ref 540560)(1.5mls) FLATS lightly timbered with Bullock and Gum, undergrowth NIL but green grass approx 1' high over whole area. Climbed steep spur to R35 and at approx R38 it was found impossible to travel further by Jeep due to a dense belt of jungle which crosses spur at this point.



B Marching Route TOWNSEND GAP another Barbed wire stock yard was also located.

Marched from R38 to D78 along blazed (Ref Appx "A") track.

This track would need a lot of widening before pack transport could be used. In places it is hardly discernable and resembles a "native" pad. From D78 old pack track was blazed EAST to Ck (map Ref 570543) where a small supply of water is available. (Tested 3 Scoops) The Pack track from R10 (DAVIES CK) to a stony Ck crossing at map ref 491570 is not jeepable from WESTERN END.

C Distance and times

Jeep Emerald Ck Crossing to Map Ref 552555 - 8.9 miles.

Marching R38 to D78 time 58 mins

R10 to 491570 " 50 mins

REMARKS

Portion of party marched from R11 to TOWNSEND GAP along pack track. This portion of route would make excellent Jeep track. Pack track from TOWNSEND GAP to map ref 491570 (stony Ck crossing) is not jeepable. Suggested route R11 to A6 then down spur to stony ck crossing down BRINDLE CK.

CAMP AREA

The EAST end of ATHERTON FLATS (map ref 545559) would make an ideal camp area. A plentiful supply of Water for a Bn from PANDANUS CK is available.

There is an old camp site at map ref 523565 with a hut and stockyards.

25 mins march WEST of R11 along old pack track is a dry camp with Barbed Wire Stock yard approx 50 yds square.

At TOWNSEND GAP another Barbed wire stock yard was also located.

Attached Appx "A" Going Report  
" " "B" Overlay Trace

Report by.

*B.H. Curran* .....Cpl  
INT Sec 23 Aust Inf Bde,  
15 Jan 44

DISTRIBUTION:

HQ 3 Aust Div (1)  
7 Aust Inf Bn (AIF) (1)  
8 Aust Inf Bn (AIF) (1)  
27 Aust Inf Bn (1)  
War Diary (2)  
File (1)



GOING PATROL REPORT

← APPROX N

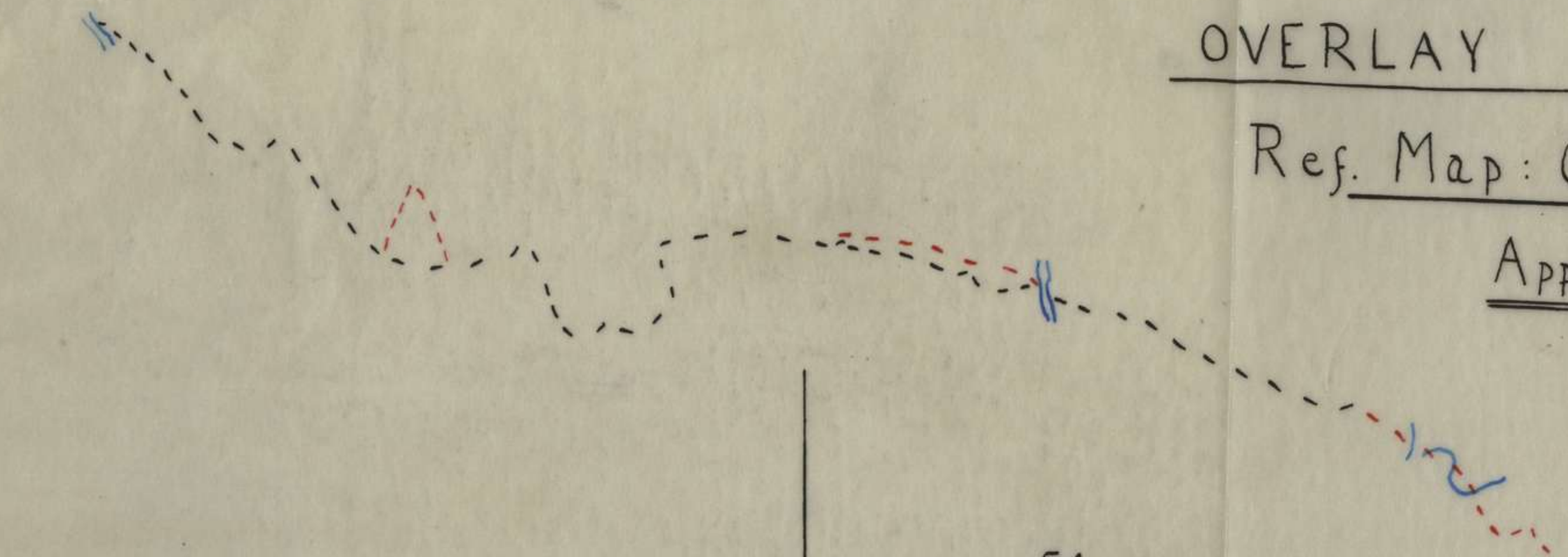
<p>Small supply water (3 Scoops.) in Ck - Thick jungle.</p>		<p>5</p>
<p>D TRAVERSE is discernable by blazes on trees. Turned WEST and followed dry Ck bed to DAVIES CK.</p>		<p>13</p>
<p>DAVIES CK has a large supply of running water. Followed Ck on right hand bank.</p>		<p>21</p>
<p>Crossed same Ck twice.</p>		<p>11</p>
<p>Crossed Ck where the jungle finishes. Steep climb upwards, grade approx. 1 in 1. Sparse timber but thick undergrowth. Ck has good supply of running water.</p>		<p>13</p>
<p>Thick belt of jungle.</p>		<p>5</p>



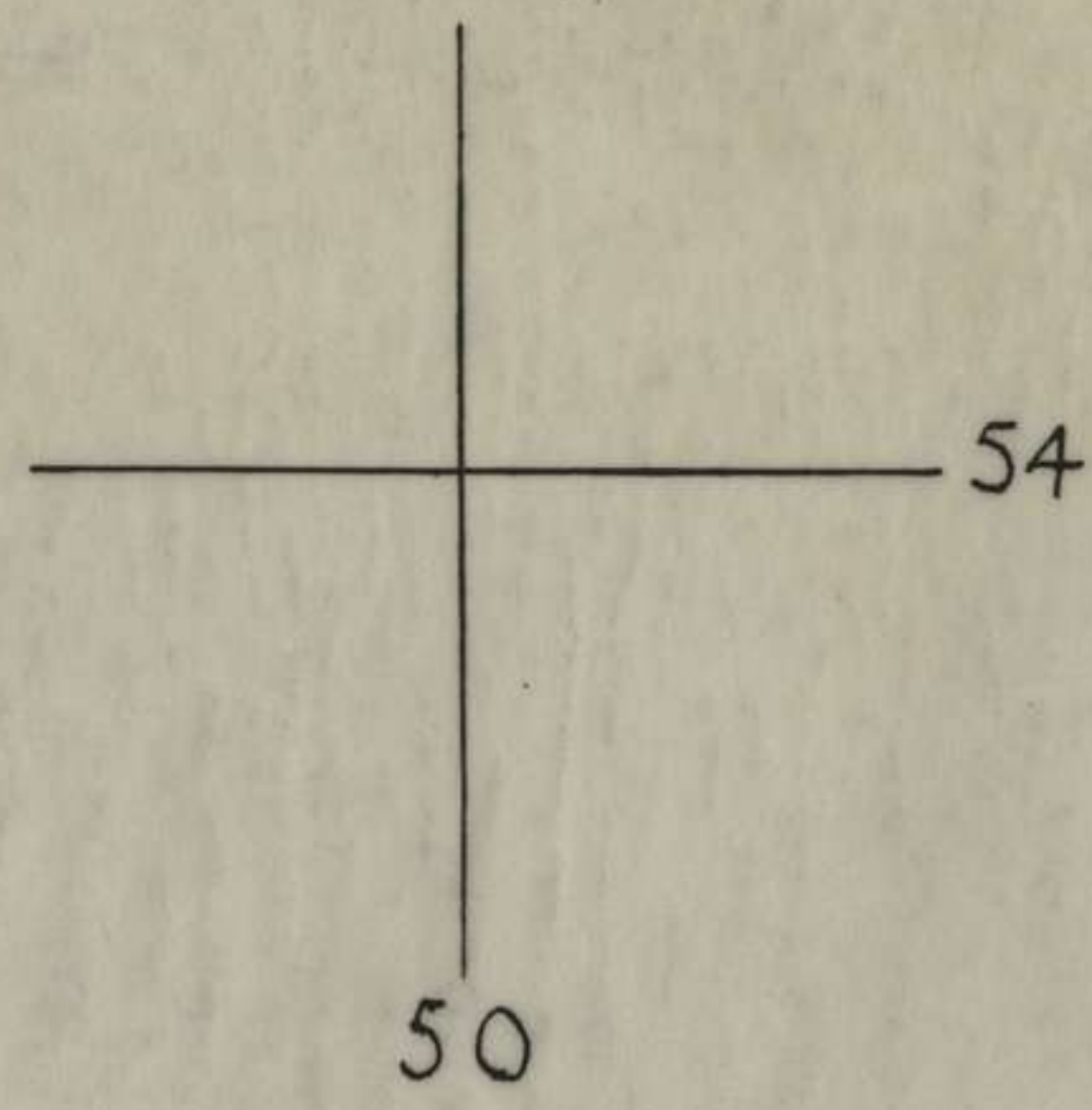
OVERLAY TRACE.

Ref. Map: Gordonvale 1" to 1<sup>mi.</sup>

Appx. 'B'.



- - - Route Followed By Jeep.
- - - " " " Foot.
- - - Water Points.





23 AUSTRALIAN INFANTRY BATTALION ORDER NO. 29

PLAN "HOLLYWOOD"

- Ref Maps : DIMBULAH } 1 inch to 1 mile series
- BIBOORHA } 1 inch to 1 mile series
- GORDONVALE } 1 inch to 1 mile series
- INNISFAIL } 1 inch to 4 miles

INTE

1. 23 Aust Inf Bde is responsible for the def of MAREEBA airfield 3254 and 3250.
2. The airfield is outside F range but within S range of enemy based A/C. It would be liable to ground attack in the event of an enemy landing.
3. It is considered that the emergency envisaged in this order could not arise, under present circumstances without a warning of at least several days.
4. (a) The following tps under comd 1. Aust Corps are located at MAREEBA;
  - 5 Tac R Sqn RAAF
  - 46 Aust AL Sec
- (b) The following gun stas under comd CAIRNS FRT are located at MAREEBA and will be available for def of the airfield, only if AADC CAIRNS mans guns;
  - 448 Aust Hy AA Gun Sta
  - 449 " " " " "
- (c) The following tps come under comd 23 Aust Inf Bde on receipt of warning order;
  - 2/2 Aust Fd Regt
  - No 1 Pl 2 Aust Fd Coy
  - "C" and "D" Coys 7 Aust MG Bn

INTENTION

5. 23 Aust Inf Bde will defend MAREEBA airfield against airborne and/or ground attack.

METHOD

6. Apart from planning no action will be taken until receipt of warning order from 23 Aust Inf Bde which will be conveyed by the code word "HOLLYWOOD".
7. (a) Mob Coln: 7 Aust Inf Bn with under comd
  - 52 Bty 2/2 Aust Fd Regt
  - No 1 Pl 2 Aust Fd Coy
  - Det 23 Aust Inf Bde Sigs
  - "D" Coy 7 Aust MG Bn
  - Lt Sec 17 Aust Fd Amb,

will constitute a mob coln and will be on 24 hrs' notice to move after receipt of codeword.
- (b) Comd: Lt-Col G M NORRIS
- (c) Role: Immediate def of the airfield against airborne and/or ground attack.



- (d) Arty: 52 Fd Bty  
(i) will move with Mob Res to Area 297479 and will be prepared to sup Mob Coln,  
(ii) Comd & 2 FOCs will move with Mob Coln,  
(iii) will be protected by one Coy 27 Aust Inf Bn.
8. (a) Mob Res: 23 Aust Inf Bde less one Bn, with under comd  
2/2 Aust Fd Regt less 52 Bty  
"C" Coy 7 Aust MF Bn,  
will constitute a Mob Res and will be on 24 hrs' notice to move after receipt of codeword.
- (b) Comd: Brig A W POTTS , DSO , MC
- (c) Role: Destruction of enemy forces threatening the airfield.
- (d) Order of March:  
8 Aust Inf Bn  
Comd Gp  
HQ 23 Aust Inf Bde  
One Coy 17 Aust Fd Amb  
"C" Coy 7 Aust MF Bn  
2/2 Fd Regt  
27 Aust Inf Bn
- (e) Starting Point: Rd June 480353
- (f) Start Time: Will be notified by sig
- (g) Movt: Movt Table attached, Appx "A"
- (h) Route: Starting Point, KAIRI, TOLGA, ROCKY CREEK to Assembly Area.
- (j) Assembly Area: 350408, 293435, 296450, 335443 , Appx "B" .

ADM

9. Amn: First line amn will be carried plus a minimum of two days' res and AP will be established at TOLGA.
10. Sups: A minimum of two days' res of sups and water will be carried and SP & WP will be established at TOLGA.
11. POL: A minimum of two days' res of POL will be carried and PP will be established at TOLGA.
12. Tpt: Tp carrying vehs will report within two hrs of 24 hrs' notice to move to the following units;  
42 x 3 ton vehs to 7 Aust Inf Bn  
3 Jeeps & 2 Trailers to 7 Aust Inf Bn  
35 x 3 ton vehs to 8 Aust Inf Bn  
30 x 3 ton vehs to 27 Aust Inf Bn,  
and will remain under comd respective units.
13. "B" Ech, will come under Bde control and move under comd Bde TO, after Mob Res, to TOLGA .



14. Rec: 2/108 Aust LAD will be responsible for rec, and during move will have vehs at rear of Mob Res, and will then be established at Assembly Area (see Appx "B").

15. Medical: ADS will be established at Assembly Area (see Appx "B").

INTERCOMM

16. Bde HQ will close at 488394 and reopen at 311437 at the time notified as Starting Time by sig as per para 8 (f).

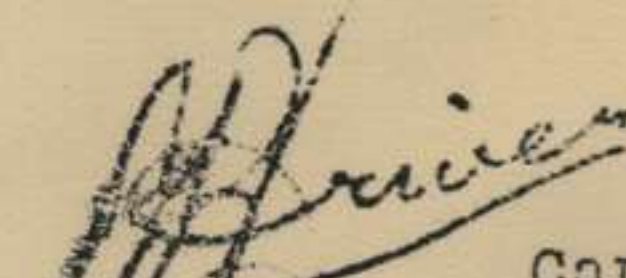
17. Wireless Restrictions - Nil.

18. (a) No 1 Bde Cable Det will report to Comd Mob Coln within 2 hrs of 24 hrs' notice to move.

(b) Bde W/T Dets will report to Bas within 2 hrs of 24 hrs' notice to move.

19. Sig diagram of Intercomm between Mob Coln, Mob Res and 3 Aust Div as per Appx "C".

ACK

  
Capt.  
BM 23 Aust Inf Bde.

Signed at 211430L

Issued by DRLS

DISTRIBUTION

	<u>OO</u> <u>Copy No</u>	<u>APPX "A"</u> <u>Copy No</u>	<u>APPX "B"</u> <u>Copy No</u>	<u>APPX "C"</u> <u>Copy No</u>
7 Aust Inf Bn	1	1	1	1
8 Aust Inf Bn	2	2	2	2
27 Aust Inf Bn	3	3	3	3
23 Aust Inf Bde Sig Sec	4	4	4	4
17 Aust Fd Amb	5	5	5	5
2/108 Aust LAD	6	6	6	6
2/2 Aust Fd Regt	7 - 8	7	7	7
2 Aust Fd Coy	9	8	8	8
7 Aust MG Bn	10 - 11	9	9	9
AADC CAIRNS	12	-	-	-
5 Tac R Sqn	13	-	-	-
46 AL Sec	14	-	-	-
24 O B U	15	-	-	-
3 Aust Div (for infn)	16 - 17	10 - 11	10 - 11	10 - 11
Lt-Col G M NORRIS	18	12	12	12
Comd	19	13	13	13
BM	20	14	14	14
SC	21	15	15	15
File	22 - 23	16 - 17	16 - 17	16 - 17
War Diary	24 - 25	18 - 19	18 - 19	18 - 19



MOVEMENT TABLE - 23 AUST INF BDE

PLAN "HOLLYWOOD"

S E C R E T

Appx "A"

Copy No 18

Ref Maps GORDONVALE )  
 DIMBULAH ) 1 inch to 1 mile

SPEED - 15 mph  
 DENSITY - 20 V.T.M.  
 ROUTE - SP. VARI. TOLGA. ROCKY CREEK. Assembly Area


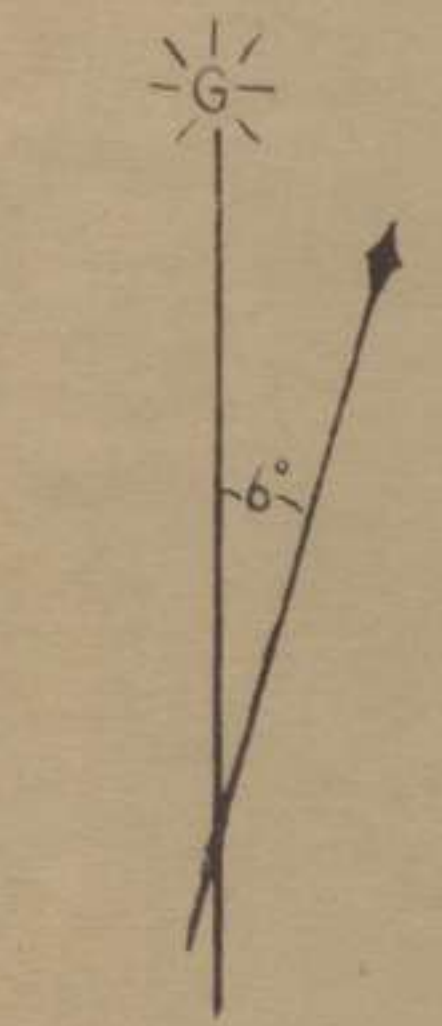
HALTS - NIL  
 TCPs - SP. TOLGA. rd & Track junc 350408

Dispersal Pts - Marked on ground  
 Turn offs to Dispersal Pts - Marked on main rd

serial	Unit	No of vehs	Start Pt	Times Past SP		Times Past TOLGA		Times Past rd junc 350408		Dispersal Pts		Remarks
				Head	Tail	Head	Tail	Head	Tail	Head	Tail	
1	8 Aust Inf Bn	31	Rd junc 480353	Z	Z+6	Z+28	Z+34	Z+56	Z+62	Z+68	Z+74	
2	Comd Gp	3	"	Z+8	Z+9	Z+36	Z+37	Z+64	Z+65	Z+76	Z+77	
3	HQ 23 Aust Inf Bde	10	"	Z+9	Z+11	Z+37	Z+39	Z+65	Z+67	Z+77	Z+79	
4	1 Coy 17 Aust Fd Amb	4	"	Z+11	Z+12	Z+39	Z+40	Z+67	Z+68	Z+71	Z+72	
5	"C" Coy 7 Aust MG Bn	23	"	Z+12	Z+17	Z+40	Z+45	Z+68	Z+73	Z+84	Z+89	
6	2/2 Aust Fd Regt	54	"	Z+18	Z+29	Z+46	Z+57	Z+74	Z+85	Z+94	Z+105	
7	27 Aust Inf Bn	26 <sup>CR</sup>	"	Z+31	Z+37	Z+59	Z+65	Z+87	Z+93	Z+95	Z+101	



ENLARGEMENT REF MAP DIMBULAH 1 IN TO 1 ML



SCALE 2 IN TO 1 ML

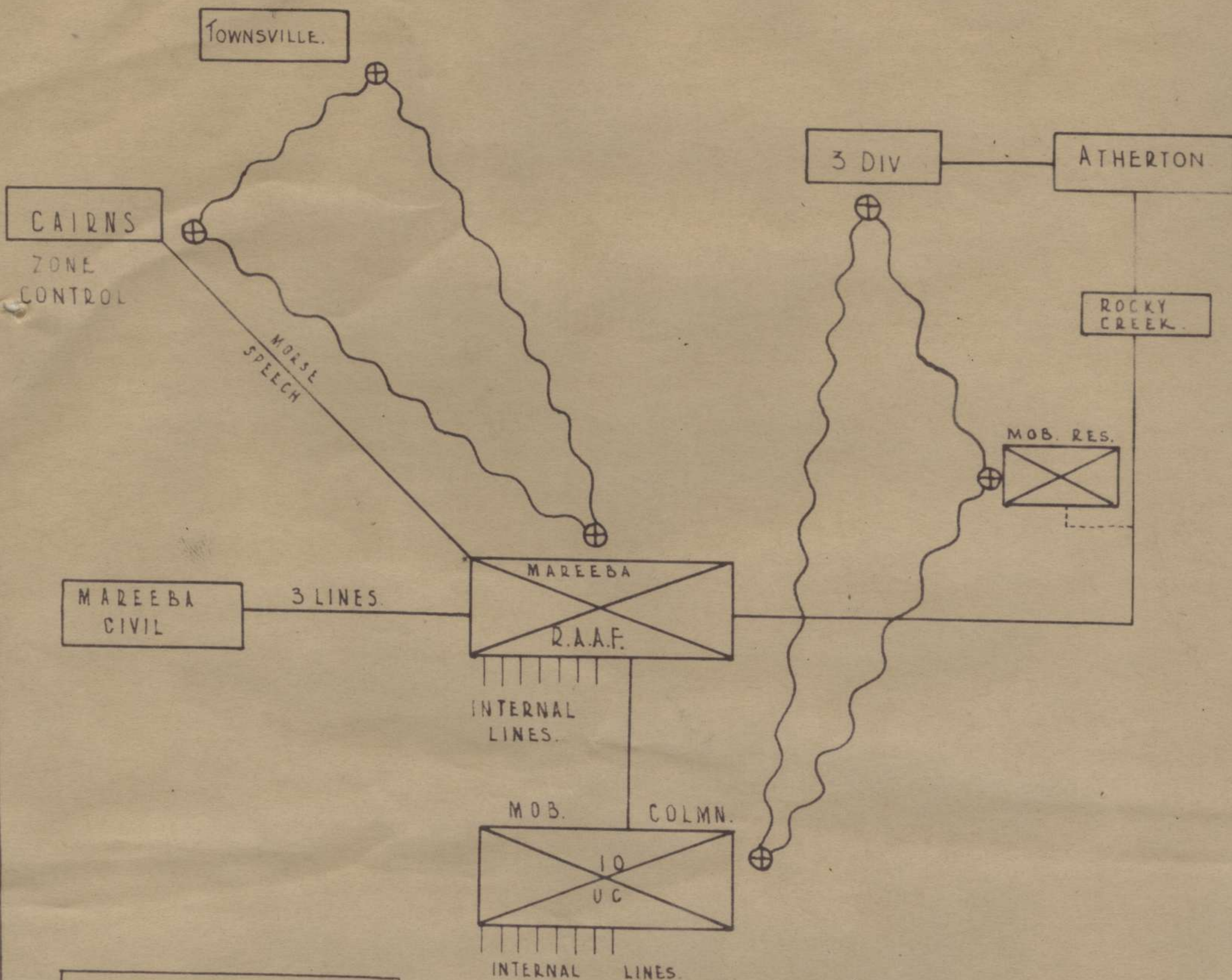
PREPARED BY  
INT. SEC  
23 AUST INF BDE



# SIGNAL PLAN N° 1

## MAREEBA AERODROME.

SECRET  
Appendix "C"  
COPY N° 18



<u>LEGEND.</u>	
PERM. LINES	—
FD. CABLE	- - -
WIRELESS	⊕ ~

H.Q. 23 AUST. INF. BDE.



Wa Diary F7

P A T R O L R E P O R T

CROSS COUNTRY RECCE REPORT - Mt EDITH Rd Map Ref 562490 NORTHWARDS -  
LAMBS HEAD - EAST TO HAMBLETON Map Ref 678577

REF MAPS GORDONVALE 1" -1 ml. and STATE FOREST. R557 DINDEN  
DANBULLA 20 Chains to 1 inch.

PATROL BY HQ 23 Aust Inf Bde.

PATROL PERSONNEL Brig A W POTTS DSO MC (Bde Comd) Capt W H Wild (A/BM)  
Cpl C H Cummins (Int Sec) Pte BOOKER.

NATURE OF PATROL Recce.

START TIME 1055 hrs 2 Jan 44

FINISH TIME 1730 hrs 4 Jan 44

LOAD CARRIED 30 lbs

OBJECT OF PATROL To Recce Route for mvt and marching time

P A R T 1

MVT possible entire route although rough and hazardous in places.  
Full marching time 18 hrs 5 mins.

P A R T 11

Mt EDITH Rd - LAMBS HEAD

- (a) Track fairly well defined by traverse marks on trees e.g. <sup>D</sup>26 <sup>T</sup>155  
blazes on trees and thin saplings, shrubs etc cut to within  
2' of the ground - close timbered and thick undergrowth.
- (b) Actual marching time : 7 hrs 56 mins.
- (c) Suitable O.P.'s. - 1. Map ref 576505  
2. EAST of Traverse Peg 36. Large Rock 103<sup>O</sup>MN  
to WALSH'S PYRAMID and 1<sup>O</sup>MN to KAHLPHALIM ROCK  
3. WEST POINT of LAMB'S HEAD
- (d) Ground to Air Communications : As for Para C. on account of  
thickly timbered country it would be impossible on this route  
at any other place.
- (e) Water : 1.6 mins. WEST 13<sup>D</sup> Plentiful flowing supply for at least  
a Bde.  
2. Small pools 5 mins. EAST 78<sup>D</sup> Supply approx 1 Coy (See  
Appx B)
- (f) Supply Dropping Places : NIL
- (g) Supplies: These would have to be carried by personnel. Alternat-  
ive would be by Pack Track from MAREEBA but Recce of same will  
have to be carried out to see how far this track is jeepable.  
Pack Track crosses traverse at D78 but is indistinct.

LAMB'S HEAD - HAMBLETON

- (a) Leaving LAMB'S HEAD in a SE direction there was no discernable  
track of any discription so after 1 hr 20 mins changed direction  
to approx 80<sup>O</sup> MN where the terrain became rough and precipitous.  
Continuing between EAST and NE to FRESHWATER CK then EAST down



BLACKFELLOW CK to RV. All country reced was thickly timbered rough, rocky, precipitous, mountainous and hard to follow by referring to the GORDONVALE 1" to 1 ml map.

(b) Actual marching time : 10 hrs 9 mins.

(c) Suitable O.P's.: 1 hr 20 mins SE of LAMB'S HEAD (120° MN to WALSH'S PYRAMID)

(d) Ground and Air Communications :

1. Ref Para (c)
2. 13 mins SE LAMB'S HEAD area approx 100 yds by 30 yds.
3. 25 mins SE LAMB'S HEAD area approx 100 yds by 50 yds. on rock formation on side of creek.
4. Point crossed on FRESHWATER CK.

(e) Water :

1. Bn Supply 25 mins SE LAMB'S HEAD.
2. 4 cks (Coy to Bn Supply) between 3½ and 5 hrs marching from LAMB'S HEAD.
3. FRESHWATER CK. Fast flowing and plentiful supply approx 15' W & 2' D.

(f) Supply Dropping Bases :

1. 13 mins SE LAMB'S HEAD
2. 25 mins SE LAMB'S HEAD
3. Ck bed FRESHWATER CK

(g) Supplies : Other than Air Dropping all supplies would have to be carried by personnel

### GENERAL

#### TIME

Total time taken by patrol 54 hrs 35 mins.

Total marching time 18 hrs 5 mins.

From this it will be deduced that the time taken for halts etc far exceeds actual marching time. These halts were found necessary due to the steepness and ruggedness of the country encountered by the patrol. The estimated time given by the State Forestry Dept for this trip was 6 days.

#### MAPS

It was found that the Forestry Traverse Maps show far greater detail than any other, but do not show any contours. The GORDONVALE 1" - 1 ml was found to be inaccurate at some points. Certain features and creeks are not shown, these creeks all had a good water supply (See Appx B).

#### RATIONS

Four cut lunches and four Field Operation Rations, tea and sugar were carried, but recce was completed with one tin unopened. M&V (concentrated) Ration was stewed and also made into Rissoles using one tin of Vegemite to flavour same. The only success had with the Milk Tablets was when four were put in a dixie of broken biscuits with water and boiled. One tin of honey was added for sweetening. The general opinion was that Corned Beef, Rice, Biscuits, Tea, Sugar and Tinned Milk would be more sustaining for the hard climbing and strenuous conditions; such a ration would be lighter to carry.

#### WATER

Water was obtainable at several places (see Part 11) but on account of the constant perspiring and hard exertion it is necessary to carry as much as possible. Water discipline had to be strictly adhered to at all times.

#### FIRE

It was found hard to light fires at some rest periods on account of the dampness and soddenness of material available. It is doubtful if smoke could be seen through trees by low flying a/c. At night the flare of fire could not be seen for any great distance.



INSECTS

Mosquitoes were very few nets were not needed. Insect repellent lotion being quite effective. Scrub ticks were troublesome in places. March flies also troublesome in places, especially when on any high feature. Leeches were found practically everywhere, particularly along watercourses.

HEALTH

The health of party from start to finish was extremely good. The last three hours of marching was down a very steep creek bed (BLACKFELLOW CK) it was found that the knees were the most affected parts on account of the constant jolting down the loose bare rocks.

EQPT

A Machette is invaluable for many uses. Close fitting gaiters are a wonderful asset as they strengthen the ankles and tend to keep all leeches from getting inside of trouser legs. A pair of small tweezers would be helpful to extract barbs of wait-a-while, gins whiskers and thorns.

Appx A Time Table  
Appx B Overlay Trace

Report by

*B. W. Cummins* Cpl  
HQ 23 Aust Inf Bde  
Int Sec 5 Jan 44.



MARCHING - TIME - TABLE

Appx. A.

DAY 1. 2 JAN 44		DAY 2. 3 JAN 44		DAY 3. 4 JAN 44	
MARCHING TIME	REST TIME	MARCHING TIME	REST TIME	MARCHING TIME	REST TIME
Hrs	Mins	Hrs	Mins	Hrs	Mins
Start Time 021055L Left Rd at approx 1/2 way Ref 562490 in southerly direction.		Start Time 030755L <del>Returned to track</del> Returned to track		Start Time 040700L NE Down CK Bed to water	
TO O.P.	35	NNE To D (80)	7	Breakfast	26
" T155	15	" D	6	" " ( " " 10' x 6")	1 36
WEST " Lunch at large Rock	15	" D87	5	NE To CK (large Pool)	10
" 38	2	" D87	2	" " ( " " 10' x 6")	20
" 39	2	" D88	4	" REST	15
" T154	2	" D89	2	" CK (Running at 40' x 10')	1
To EAST of 36 (O.A. Bobi Knob)		" D93	6	" June 2 CKS	14
To 36	8	" D95	5	" CK (Running at 69' x 10')	17
" D45	25	" D97	3	FOLLOWED CK TO FRESHWATER CK.	8
" D55	10	" D	3	REST	1 25
" 13 (Camp Site)	15	" D102	6	EASTLY up Steep grade to Saddle	22
" D37	2	" D103	1	To top of Knoll	15
" D32	8	" D104	1	" EAST "	15
" D28	6	" D105	3	REST	10
" D27	2	REST		EAST Down BLACK FELLOW CK.	15
" D26	1	" D107	2	REST	5
" D17	5	" D109	3	Followed CK	50
" Survey Peg 19	4	" D117	24	REST (CK JONES)	5
" D13	4	" D120	8	Followed CK to Pool of waterfall	50
WEST to CK. (Good supply water)		REST		To Timber track (deposable)	10
REST		" D126	12	" SUGAR MILL	40
Return to track D13	10	" D127 & T149	4	" R.V. W. BRIDGE	10
To D7	3	LAMBS HEAD - REST.		Map ref 678577	
" D18 (TRAVERSE to WEST)	6	TOTAL	1 47	TOTAL	6 11 4 39
" B49	6				
NORTH " D46	5	To WEST End LAMBS HEAD (Good GP.)			
" D45	10	KAULPAHLIM ROCK & Return to Top			
" D55	15	To Rock	1 11		
" D60	11	RETURN " T149	53		
" D-	9	LUNCH			
" D69	5	DAY 2. STAGE 2			
" T146	3	Start Time 031455L From T149 SE			
PACK TRACK JUNG (Small supply Water 5 Mins EAST)		To CK (Open Flat Rock 100' x 30')	13		
To D78	15	" CK ( " " 100' x 50')	22		
FINISH DAY 1	4 50	Good water supply. REST	1 35		
TOTAL	2 35	AT 80° to Headquarters Large CK on NORTH.	20		
		To Rock (Timber tree O.P.)	10		
		REST.			
		To High Rocks (ARCHAIC LOOKOUT)	15		
		REST			
		AT approx 80° Alt & Camped in CK Bed for night	1 45		
		Reached at 2000 hrs			
		TOTAL	6 56		
			4 27		

TIMES IN TWO STAGES  
 Map Ref 562490 To KAULPAHLIM ROCK  
7 Hrs 56 mins.  
 KAULPAHLIM ROCK To HAMBLEDON  
10 Hrs 9 mins.

TOTAL MARCHING TIME  
 DAY 1 4 Hrs 58 Mins  
 " 2 6 " 56 "  
 " 3 6 " 11 "  
TOTAL 18 Hrs 5 Mins

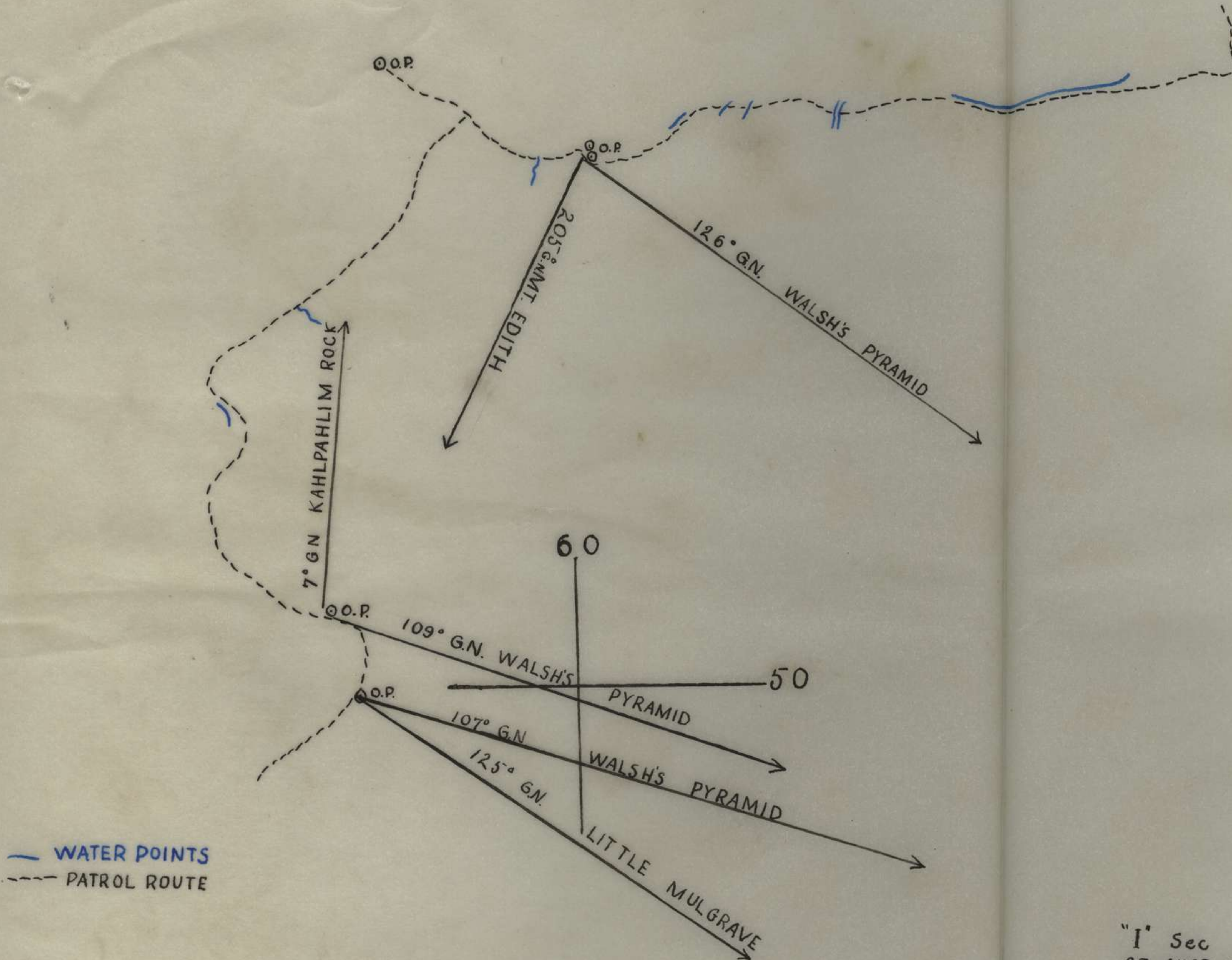


REF MAP

"GORDONVALE" 1 in to 1 ml.

OVERLAY TRACE

APPX "B"



"I" Sec  
23 AUST INF BDE  
5 JAN 44



# MESSAGE FORM

Serial No.

**CALL AND INSTRUCTIONS**

IN *Certified Copy of Original message*  
OUT *Whipple*

No. of Groups  
GR.

OFFICE DATE STAMP

*FR*

(ABOVE THIS LINE FOR SIGNALS USE ONLY.)

TO 23 aust inf bde

*I.O. 23 Aust Inf Bde.*

FROM LOBTOWN

Originator's Number  
0 24

Date  
5

In Reply to Number

from	BM	(.)	tpt	required	for
BM	SC	and	maj	JONES	061000L
CAIRNS	officers	club	(.)	arriving	train
TOWNSVILLE	CAIRNS				

THIS MESSAGE MAY BE SENT **AS WRITTEN**  
\* (EXCEPT)  
BY ANY MEANS: ( ) WIRELESS

THIS MESSAGE MUST BE SENT **IN CYPHER**  
IF LIABLE TO INTERCEPTION OR TO FALL  
INTO ENEMY HANDS.

ORIGINATOR'S INSTRUCTIONS  
DEGREE OF PRIORITY

TIME OF ORIGIN

SIGNATURE.....  
\* ORIGINATOR MAY DELETE "EXCEPT" AND  
INSERT "INCLUDING."

SIGNATURE.....

(BELOW THIS LINE FOR SIGNALS USE ONLY.)

SYSTEM IN	TIME IN	READER	SENDER	SYSTEM OUT	TIME OUT	READER	SENDER	SYSTEM OUT	TIME OUT	READER	SENDER

T.H.I.

T.O.R.



# MESSAGE FORM

Serial No.

<b>CALL AND INSTRUCTIONS</b>	IN	<i>Certified Copy of Original Message</i>	No. of Groups	OFFICE DATE STAMP
	OUT		GR.	

*F9*

(ABOVE THIS LINE FOR SIGNALS USE ONLY.)

TO 23 aust inf bde

*IO. 23 Aust Inf Bde*

<b>FROM</b> 3 aust div	Originator's Number	Date	In Reply to Number
	0140	3	

fd	arty	demonstration	will	be
held	WALSH	RIVER	range	6
8	jan	(.)	unit	observers
attend	as	follows	(.)	6
8	aust	inf	bde	6
(.)	7	jan	23	aust
bde	6	offrs	8	jan

THIS MESSAGE MAY BE SENT **AS WRITTEN** \* (EXCEPT) BY ANY MEANS: ( ) WIRELESS

THIS MESSAGE MUST BE SENT **IN CYPHER** IF LIABLE TO INTERCEPTION OR TO FALL INTO ENEMY HANDS.

ORIGINATOR'S INSTRUCTIONS  
DEGREE OF PRIORITY

TIME OF ORIGIN

SIGNATURE.....  
\* ORIGINATOR MAY DELETE "EXCEPT" AND INSERT "INCLUDING."

SIGNATURE.....

(BELOW THIS LINE FOR SIGNALS USE ONLY.)

T.H.I.

SYSTEM IN	TIME IN	READER	SENDER	SYSTEM OUT	TIME OUT	READER	SENDER	SYSTEM OUT	TIME OUT	READER	SENDER

T.O.R.



# MESSAGE FORM

Serial No.

**CALL  
AND  
INSTRUC-  
TIONS**

IN *Certified Copy of Original Message*

OUT

No. of Groups  
GR.

OFFICE DATE STAMP

*Keefe Capt*

TO

(ABOVE THIS LINE FOR SIGNALS USE ONLY.)

*I.O. 23 Aust Inf Bde*

FROM

Originator's Number

Date

In Reply to Number

aust	inf	bde	3 offr	(.)	8
jan	7	aust	MG	bn	3 offr
(.)	only	jeeps	will	be	taken
(.)	RV	each	day	with	maj
HAMILTON	ref	map	HERBERTON	1	inch
1	mile	326178			

THIS MESSAGE MAY BE SENT **AS WRITTEN**  
\*(EXCEPT)  
BY ANY MEANS: ( ) WIRELESS

THIS MESSAGE MUST BE SENT **IN CYPHER**  
IF LIABLE TO INTERCEPTION OR TO FALL  
INTO ENEMY HANDS.

ORIGINATOR'S INSTRUCTIONS  
DEGREE OF PRIORITY

TIME OF ORIGIN

SIGNATURE.....  
\* ORIGINATOR MAY DELETE "EXCEPT" AND  
INSERT "INCLUDING."

SIGNATURE.....

(BELOW THIS LINE FOR SIGNALS USE ONLY.)

SYSTEM IN	TIME IN	READER	SENDER	SYSTEM OUT	TIME OUT	READER	SENDER	SYSTEM OUT	TIME OUT	READER	SENDER

T.H.I.

T.O.R.



# MESSAGE FORM

Serial No.

<b>CALL AND INSTRUCTIONS</b>	IN	<i>Certified Copy of Original Message</i>	No. of Groups	OFFICE DATE STAMP
	OUT		GR.	

*F 10*

*Heuffe Capt*

(ABOVE THIS LINE FOR SIGNALS USE ONLY.)

TO 23 aust inf bde

*ID. 23 Aust Inf Bde*

<b>FROM</b> lt-col BERRY	Originator's Number QA 47	Date 1	In Reply to Number
-----------------------------	------------------------------	-----------	--------------------

four	members	observer	party	will	arrive
CAIRNS	1630	hrs	2	please	arrange
transport	for return				

THIS MESSAGE MAY BE SENT **AS WRITTEN**  
\* (EXCEPT)  
BY ANY MEANS: ( ) WIRELESS

THIS MESSAGE MUST BE SENT **IN CYPHER**  
IF LIABLE TO INTERCEPTION OR TO FALL  
INTO ENEMY HANDS.

ORIGINATOR'S INSTRUCTIONS  
DEGREE OF PRIORITY

TIME OF ORIGIN

SIGNATURE.....  
\* ORIGINATOR MAY DELETE "EXCEPT" AND  
INSERT "INCLUDING."

SIGNATURE.....

(BELOW THIS LINE FOR SIGNALS USE ONLY.)

SYSTEM IN	TIME IN	READER	SENDER	SYSTEM OUT	TIME OUT	READER	SENDER	SYSTEM OUT	TIME OUT	READER	SENDER

T.H.I.

T.O.R.



# MESSAGE FORM

Serial No.

OFFICE DATE STAMP

**F 10A**

**CALL AND INSTRUCTIONS**

IN *Certified Copy of Original Message*

OUT *Wuffe Capt*

No. of Groups  
GR.

(ABOVE THIS LINE FOR SIGNALS USE ONLY.)

TO  
*23 aust inf bde*

*I.O. 23 Aust Lt Bde*

FROM ML GRP PORT MORSBY

Originator's Number  
OM 1222

Date  
1

In Reply to Number

estimated	time	of	departure	1	jan
0400	courses	aircraft	CAA	for	BRISBANE
W/C	SMITH	(.)	1115	aircraft	registration
unknown	lieut	col	BERRY	maj	HENRY
maj	DESNOY	capt	O'KEEFFE	23	aust
inf	bde	for	TOWNSVILLE		

THIS MESSAGE MAY BE SENT **AS WRITTEN**  
\*(EXCEPT)  
BY ANY MEANS: ( ) WIRELESS

THIS MESSAGE MUST BE SENT **IN CYPHER**  
IF LIABLE TO INTERCEPTION OR TO FALL  
INTO ENEMY HANDS.

ORIGINATOR'S INSTRUCTIONS  
DEGREE OF PRIORITY

TIME OF ORIGIN

SIGNATURE.....  
\* ORIGINATOR MAY DELETE "EXCEPT" AND  
INSERT "INCLUDING."

SIGNATURE.....

(BELOW THIS LINE FOR SIGNALS USE ONLY.)

SYSTEM IN	TIME IN	READER	SENDER	SYSTEM OUT	TIME OUT	READER	SENDER	SYSTEM OUT	TIME OUT	READER	SENDER

T.H.I.

T.O.R.



# MESSAGE FORM

Serial No.

<b>CALL AND INSTRUCTIONS</b>	IN	<i>Certified Copy of Original Message</i>	No. of Groups <b>GR.</b>	OFFICE DATE STAMP  <b>F 11</b>
	OUT			

(ABOVE THIS LINE FOR SIGNALS USE ONLY.)

TO 23 aust inf bde *I.O. 23 Aust Inf Bde*

FROM 3 aust div

Originator's Number  
0163

Date  
8

In Reply to Number

SECRET	(.)	109	aust	bde	ord
fd	pk	and	109	aust	bde
wkshops	are	moving	at	early	date
from	second	aust	army	area	to
l	aust	cors	area	under	arrangements
meets	LHQ	for	allotment	23	aust
inf	bde	gp	( )	units	moving

THIS MESSAGE MAY BE SENT **AS WRITTEN**  
\*(EXCEPT)  
BY ANY MEANS: ( ) WIRELESS

THIS MESSAGE MUST BE SENT **IN CYPHER**  
IF LIABLE TO INTERCEPTION OR TO FALL  
INTO ENEMY HANDS.

ORIGINATOR'S INSTRUCTIONS  
DEGREE OF PRIORITY

TIME OF ORIGIN

SIGNATURE.....  
\* ORIGINATOR MAY DELETE "EXCEPT" AND  
INSERT "INCLUDING."

SIGNATURE.....

(BELOW THIS LINE FOR SIGNALS USE ONLY.)

T.H.I.

SYSTEM IN	TIME IN	READER	SENDER	SYSTEM OUT	TIME OUT	READER	SENDER	SYSTEM OUT	TIME OUT	READER	SENDER

T.O.R.



# MESSAGE FORM

Serial No.

<b>CALL AND INSTRUCTIONS</b>	IN	<i>Certified Copy of Original Message</i>	No. of Groups	OFFICE DATE STAMP
	OUT		GR.	

*Shaffer Capt*

TO

(ABOVE THIS LINE FOR SIGNALS USE ONLY.)

*I.O. 23 Aust Inf Bde*

FROM

Originator's Number

Date

In Reply to Number

<i>with</i>	<i>personal</i>	<i>arms</i>	<i>and</i>	<i>eqpt</i>	<i>accommodation</i>
<i>stores</i>	<i>and</i>	<i>tentage</i>	<i>scale</i>	<i>A</i>	<i>and</i>
<i>unit</i>	<i>eqpt</i>	<i>NET</i>	<i>scale</i>	<i>less</i>	<i>vehs</i>
<i>and</i>	<i>scalings</i>	<i>for</i>	<i>tech</i>	<i>vehs</i>	<i>( )</i>
<i>vehs</i>	<i>and</i>	<i>scalings</i>	<i>for</i>	<i>tech</i>	<i>vehs</i>
<i>are</i>	<i>to</i>	<i>be</i>	<i>supplied</i>	<i>by</i>	<i>1</i>
<i>aust</i>	<i>corps</i>	<i>on</i>	<i>arrival</i>	<i>ACK</i>	

THIS MESSAGE MAY BE SENT **AS WRITTEN**  
\*(EXCEPT)  
BY ANY MEANS: ( ) WIRELESS

THIS MESSAGE MUST BE SENT **IN CYPHER**  
IF LIABLE TO INTERCEPTION OR TO FALL  
INTO ENEMY HANDS.

ORIGINATOR'S INSTRUCTIONS  
DEGREE OF PRIORITY

TIME OF ORIGIN

SIGNATURE.....  
\* ORIGINATOR MAY DELETE "EXCEPT" AND  
INSERT "INCLUDING."

SIGNATURE.....

(BELOW THIS LINE FOR SIGNALS USE ONLY.)

T.H.I.

SYSTEM IN	TIME IN	READER	SENDER	SYSTEM OUT	TIME OUT	READER	SENDER	SYSTEM OUT	TIME OUT	READER	SENDER

T.O.R.



# MESSAGE FORM

Serial No.

<b>CALL AND INSTRUCTIONS</b>	IN	<i>Certified Copy of Original Message</i>	No. of Groups	OFFICE DATE STAMP
	OUT		GR.	

F12

*Chieffe Capt. 10 23 Bde*

(ABOVE THIS LINE FOR SIGNALS USE ONLY.)

TO 23 aust inf bde rptd camp SO **KAIRI** 3 aust div **PRO** Det

<b>FROM</b>	3 aust div	Originator's Number	Date	In Reply to Number
		Q271	14	

Further	to	our	Q198	of	6
Jan	(.)	17	aust	fd	amb
strength	163	all	ranks	ETA	TOLGA
rly	sta	150530L	Jan	(.)	23
aust	inf	bde	will	arrange	reception
and	tpt	to	camp	site.	

THIS MESSAGE MAY BE SENT **AS WRITTEN**  
\* (EXCEPT)  
BY ANY MEANS: ( ) WIRELESS

THIS MESSAGE MUST BE SENT **IN CYPHER**  
IF LIABLE TO INTERCEPTION OR TO FALL  
INTO ENEMY HANDS.

ORIGINATOR'S INSTRUCTIONS  
DEGREE OF PRIORITY

TIME OF ORIGIN

SIGNATURE.....  
\* ORIGINATOR MAY DELETE "EXCEPT" AND  
INSERT "INCLUDING."

SIGNATURE.....

(BELOW THIS LINE FOR SIGNALS USE ONLY.)

SYSTEM IN	TIME IN	READER	SENDER	SYSTEM OUT	TIME OUT	READER	SENDER	SYSTEM OUT	TIME OUT	READER	SENDER

T.H.I.

T.O.R.



# MESSAGE FORM

Serial No.

No. of Groups  
**GR.**

OFFICE DATE STAMP

**F13**

**CALL AND INSTRUCTIONS.**

IN Certified true copy of original message.

OUT

Captain  
10 23 Aust Inf Bde

(ABOVE THIS LINE IS FOR SIGNALS USE ONLY.)

TO 243 AUST SUP DEPOT PL, 40 AUST INDEP TPT PL

FROM 23 AUST INF BDE

Originator's Number  
Q142

Date  
14

In Reply to Number

(Write horizontally)					
243	aust	sup	depot	pl	5
will	take	over	KAIRI	DID	10
as	from	161800L	hrs	and	15
will	come	under	direct	command	20
hq	3	aust	div	as	25
from	161800L	hrs	(.)	ll	30
pers	ex	40	aust	indep	35
tpt	pl	rdi	as	arranged	40
by	S	sup	0	3	45
aust	div	will	be	attached	50
to	243	aust	sup	dep	55
pl	as	from	151800L	hrs	60
(.)	7	vehs	and	dvrs	65
will	be	detached	by	corps	70
tps	AASC	to	243	aust	75
sup	depot	pl	for	temporary	80
duty	at	KAIRI	DID	(.)	85
OC	243	aust	sup	depot	90
pl	will	report	completion	of	95
take	over	to	hq	3	100
aust	div	(.)	ack		105
					110
					115
					120
					125
					130

THIS MESSAGE MAY BE SENT AS WRITTEN BY ANY MEANS: ( ) WIRELESS

THIS MESSAGE MUST BE SENT IN CYPHER IF LIABLE TO INTERCEPTION OR TO FALL INTO ENEMY HANDS.

ORIGINATOR'S INSTRUCTIONS DEGREE OF PRIORITY

**D.R.L.S**

TIME OF ORIGIN

142240L

SIGNATURE \* ORIGINATOR MAY DELETE "EXCEPT" AND INSERT "INCLUDING."

SIGNATURE

(BELOW THIS LINE IS FOR SIGNALS USE ONLY.)

T.H.I.

T.O.R.

SYSTEM IN	TIME IN	READER	SENDER	SYSTEM OUT	TIME OUT	READER	SENDER	SYSTEM OUT	TIME OUT	READER	SENDER



# FIELD RETURN OF OFFICERS

Army Form W.3008  
(Adapted) (Page 1)  
(Revised Jan., 1943)

..1...44 (Serial No.)

At 0600 Hrs. Saturday 1 / 1 / 1944 HQ. 23 A.I.B. (Unit)

W.E. 17 2 / 3. OFFRS. 10 O.R's. 53 + OFFRS. 7 O.R's. 15 ATT. BY W.E.

## PART A.—POSTED STRENGTH, SURPLUS OR REINFORCEMENTS REQUIRED.

1	2	3	4	5	6	7	8	9	10
W.E. EXCLUDING ATTACHED.				DETAIL.	ATTACHED ALLOWED BY W.E.				
Rein'fts Required.	Deficient W.E.	Surplus to W.E.	Posted Strength.		Arm or Corps.	Posted Strength.	Surplus to W.E.	Deficient W.E.	Rein'fts Required.
			1	Brigadier					
	2			Lieut.-Colonels					
	1	1	5	Majors					
	1		5	Captains	AASC	1		1	
	1		1	Lieutenants	AACHD	2		1	
				Quarter-masters	(AAMC)	1			
				A.A.N.S and A.A.M.W.S. Offrs.	(AES)	1			
				Civilians Counting as Offrs.	(AAAS)	1			
	4	1	7			5		2	

DETAIL.	A.I.F.	C.M.F.	A.W.A.S.	A.A.N.S.	A.A.M.W.S.	CIVIL.	R.A.N.	R.A.A.F.	..	TOTAL.
A. <b>A Class</b>										12
E.(1)										
E.(2)										

Analysis of Part A to be shown here by ALL units. Only units notified in para. 10 of instructions for compilation of form will complete Part E(1) & E(2).

\* Insert detail of higher ranks as necessary.  
\*\* Personnel belonging to a category not provided for in the analysis will be shown in this Col. Particulars will be shown, e.g., 20 U.K. Forces; 10 N.Z. Forces

## PART B.—PARTICULARS OF OFFICERS JOINED OR QUITTED DURING WEEK.

### OFFICERS JOINED DURING WEEK.

Army No.	Rank.	Name and Initials.	Unit From.	Date.	CAUSE.

### OFFICERS QUITTED DURING WEEK.

Army No.	Rank.	Name and Initials.	Unit To.	Date.	CAUSE.

## PART C.—DESCRIPTION OF OFFICERS WHOSE RETURN TO ..... (Unit) IS PARTICULARLY REQUESTED. .... / ..... / 194 .....

Army No.	Rank.	Name and Initials.	REMARKS (e.g., present whereabouts if known).



No. 23 Aust Inf Bde ..... Unit

...../...../44 (Serial No.)

**PART D.—NOMINAL ROLL OF OFFICERS ON POSTED STRENGTH**

91

At 0600 Hrs. Saturday 1/1/1944 (Total to agree with Columns 4 and 7 of Part A.)

1	2	3	4	5	6	7	8
Substantive Rank and Higher Temporary Rank if Held.	Army Number.	Surname.	Initials.	Posting.	Whether present with Unit (insert Yes or No)	If not present with Unit, state how employed.	Date of Detachment.
Brigadier	VX 1574	McCORD	A V	Mc Cord	Yes		
Captain	VX 11053	BRIDGES	A R	SC	"		
"	VX 28426	WILD	V H	LOI	"		
"	VX 114122	PARRAH	G C	TO	"		
"	VX 2875	O'NEILL	B B	IO	"		
Lieut	VX 134691	McDONALD	V J F	IO2	No	Attached 3 Aust Div Acting IO	
<b>Services</b>							
Lieut	VX 30357	FITZGERALD	A J	AO	Yes		
"	VX 15757	ELLIOTT	A G	HO	"		
"	VX 89013	BAULL	R A	BO	"		
Chaplain	VX 162531	FRY	F J	*		Detached HQ 11 L of G Alice Springs	
"	VX 139070	DILLON	H F	*		Detached 8 Bn	

**PART E.—NOMINAL ROLL OF OFFICERS ATTACHED FROM OTHER UNITS.**

Substantive Rank and Higher Temporary Rank, if Held.	Army Number.	Name and Initials.	Unit.	Date of Attachment.	Nature of Attachment.
Lieut	VX 114156	SMITH H V	2 Bn	10 Aug 43	Attached - Acting IO
Capt	VX 50530	DAVIES R E	2/3AASC	8 Nov 43	" AASC OFFR

I certify that I have personally checked this and found this return to be correct in all details.

*[Signature]* Captain  
SC 23 Aust Inf Bde.

1 Jan 44

Date of Despatch

Signature of Commander







**PART E. Detail of Present Strength and Reinforcements required as shown in Part A of Army Form W.3009 at 0600 Hours Saturday / /194**

Details of Tradesmen. GROUP I.	W.E.	Posted Strength.	Reints. Required.	Details of Tradesmen. GROUP I. (cont.)	W.E.	Posted Strength.	Reints. Required.	Details of Tradesmen. GROUP II. (cont.)	W.E.	Posted Strength.	Reints. Required.	Details of Tradesmen. GROUP III. (cont.)	W.E.	Posted Strength.	Reints. Required.
Ammunition Examiners				Surveyors, Engineering				Operating Room Assts.				G.P.O. Assistants			
Armament Artificer Fitter				Surveyors, R.A.A.				Operator, Keyboard				Hammermen			
Armament Artificer Fitter (Electrical)				Surveyors, Topographical				Operator, Line				Leather Stitchers			
Armament Artificer Fitter (M.V.)				Surveyors, Trigonometrical				Operator, Signal				Orderlies, Nursing			
Armament Artificer Fitter (A.F.V.)				Toolmakers				Operator, Switchboard				Orderlies, Nursing Mental			
Armament Artificer Instrument				Turners				Operator, Wireless				Plate Layers			
Armament Artificer Radio				Watchmakers				Opticians				Rangefinders			
Armament Artificer Signals				Welders				Painters				Riveters			
Armament Artificer Wireless								Panel Beaters				Roughriders			
Artificer, Artillery								Photographer, Dry Plate				Saddlers			
Artificer, Engine								Predictor Numbers				Saddletree makers			
Blacksmiths								Printers				Shoemaker and Boot Repairer			
Bricklayers								Radiographers				Stevedores			
Computers								Riggers				Stokers, Staty. Engine			
Cooks, Hospital				<b>GROUP II.</b>				Sawyers				Storemen, Technical			
Coppersmiths				Armourers	1	1		Signallers				Tailors			
Dispensers				Axemen				Signwriters				Textile Refitters			
Draughtsmen	2	2		Bakers				Telescope Identifa. Numbers				Tinsmiths			
Draughtsmen (Architectural)				Bty. Comd's. Asst.				Well Borers				Vulcanizers			
Draughtsmen (Engineering)				Boilermakers				Wheelers				Wagon Erectors			
Draughtsmen (Mechanical)				Carpenters				Winchman				Whitesmiths			
Draughtsmen (Topographical)				Carpenters and Joiners				Wireman				<b>Non-Tradesmen</b>			
Electricians				Cooks	3	4		Woodturners				Batmen	13	9	
Electricians (M.V.)				Dental Mechanics								" Dra	3	1	
Electricians (Signals)				Driver-Mech. (Eng. and Med.)								CSM	1	1	
Fitters				Driver-Operator								COMS	1	1	
Fitters (Cycle)				Drainers								Dra MT	5	8	
Fitters (Electrical)				Electricians								Gen Duties	3	3	
Fitters (Gun)				Electricians (Engineers)								lyg Duty	1	1	
Fitters (Instrument)				Fire Control Operators				<b>GROUP III.</b>				<b>DETAILS OF NON-TRADESMEN.</b>			
Fitters (M.V.)	1			Gun Operator				Battery Surveyors				Ord MT	9	9	
Fitters, Railway Signal				Hatchman				Butchers				Ord Sigs	6	6	
Fitters, Signals				Height Taker				Clerks	6	4		Tpt NCO	1	1	
Grinder, Precision				Helio Operator				Clerks, Supply	1			Water Duty	1	1	
Mechanics, Instrument				Instrument Operator				Clerks, Technical							
Mechanics, Instrument (Signals)				Intelligence Duties	4	4		Coach Trimmers				AASC			
Mechanics, Instrument (Surgical)				Joiners				Concreters				Batman	1	1	
Mechanics, Radio				Lineman				Cooks				Dra MT	1	1	
Mechanics, Typewriter				Lineman, Signals				Dental Clerk Orderlies				NC Ord	1	1	
Mechanics, Wireless				Lithographers				Despatch Riders							
Millwrights				Machinists, Metal				Draughtsmen, Signals				AASC			
Operators, Excavator				Machinists, Wood				Drivers, H.T.				Ord	1	1	
Pattern Maker				Masons				Driver Mechanics							
Pharmacist				Masseurs				Driver Tptn. Plant				AAGC			
Photographer, Wet Plate				Mechanics, M.V.	1	2		Engine Hands, I.C.							
Photowriter				Miners				Equipment Repairers							
Plumber				Moulders				Farriers							
Saw Doctors				Nurses, Trained				Fitters' Mates							
Surveyors				Observation Post Assts.				Gun Layers							
CARRIED FORWARD	3	2		CARRIED FORWARD				CARRIED FORWARD	19	17		Totals of columns marked * to agree with columns 4 and 7, and 1 and 10 of Part A. respectively.	68	59	*

NOTES.—(a) If rank other than private is involved give details on back.  
 (b) Authorised trades or specialists not included in list will be added as required in spaces provided.  
 (c) Where A.W.A.S. and/or A.A.M.W.S. personnel are desired show details on back.  
 (d) Where replacement not desired note accordingly on return by insertion of N.R. in col. "Reints. Required."  
 (e) Where any request or notation is made on back of form, the words "See Back" should be written in one of the blank spaces on this page.

I certify that I have personally checked and found this return to be correct in all details

1 Jan 44 Date of Despatch

Signature of Commander



**EXPLANATION OF PART "E"** Detail of Present Strength as shown in Part A of Army Form W.3009 at 0600 Hours Saturday

DETAILS			WE	POSTED STRENGTH		
Rank	Name	Med Class	Trade	Rank	Name	Med Class
S/Sgt				1		
Sgt				1		
Ptes T G II				2		
<b>Intelligence Duties</b>						
<b>Intelligence Duties Draughtsmen</b>						
Cpl				1		
Ptes T G I				1		
Pte Not T G				-		
<b>COOKS</b>						
Cpl				1		
Ptes T G II				2		
Ptes Not T G				-		
<b>Clerks</b>						
WO II				1		
Sgts				2		
Cpl				1		
Ptes T G III				2		
Pte Not T G				-		
<b>CSM</b>						
WO II				1		
<b>COMS</b>						
S/Sgt				1		
Sgt				-		
Tpt Sgt				2		
<b>Drs MT</b>						
Cpl				1		
Ptes				4		
<b>Attached on WE</b>						
AACHD Batmen Drs				3		
AASC Clerk Cpl				1		
Dr MT				1		
MC Ord				1		
AMC Ord				1		
AOC Bde ORD WO I				1		
<b>AEME</b>						
Armourer Sgt				1		
Fitters MV T G I				1		
Mech MV T G II				1		
<b>TRADESMEN SURPLUS TO WE</b>						
No	Rank	Name	Med Class	Trade		
VX137148	Pte	BOSLEY F C	A2	Textile Refitter		

NOTE: (a) If rank other than private is involved give details on back.  
(b) Authorized trades or specialties not included in list will be added as required in spaces provided.  
(c) Where A.W.S. and/or A.A.M.W.S. personnel are detailed show details on back.  
(d) Where replacement not detailed note accordingly on return by insertion of M.R. in col. "Ranking Required".  
(e) Where any request or notation is made on form of form, the words "See Back" should be written in one of the blank spaces on this page.

Signature of Commander \_\_\_\_\_ Date of Despatch \_\_\_\_\_







HQ 23 Aust Inf Bde Unit

**PART E. Detail of Present Strength and Reinforcements required as shown in Part A of Army Form W.3009 at 0600 Hours Saturday 29/ 4/194 4.**

Details of Tradesmen. GROUP I.	W.E.	Posted Strength.	Reints. Required.	Details of Tradesmen. GROUP I. (cont.)	W.E.	Posted Strength.	Reints. Required.	Details of Tradesmen. GROUP II. (cont.)	W.E.	Posted Strength.	Reints. Required.	Details of Tradesmen. GROUP III. (cont.)	W.E.	Posted Strength.	Reints. Required.
Ammunition Examiners				Surveyors, Engineering				Operating Room Assis.				G.P.O. Assistants			
Armament Artificer Fitter				Surveyors, E.A.A.				Operator, Keyboard				Hammermen			
Armament Artificer Fitter (Electrical)				Surveyors, Topographical				Operator, Line				Leather Stitchers			
Armament Artificer Fitter (M.V.)				Surveyors, Trigonometrical				Operator, Signal				Orderlies, Nursing			
Armament Artificer Fitter (A.F.V.)				Toolmakers				Operator, Switchboard				Orderlies, Nursing Mental			
Armament Artificer Instrument				Turners				Operator, Wireless				Plate Layers			
Armament Artificer Radio				Watchmakers				Opticians				Rangefinders			
Armament Artificer Signals				Welders				Painters				Riveters			
Armament Artificer Wireless								Panel Beaters				Roughriders			
Artificer, Artillery								Photographer, Dry Plate				Saddlers			
Artificer, Engine								Predictor Numbers				Saddletree makers			
Blacksmiths								Printers				Shoemaker and Boot Repairer			
Bricklayers								Radiographers				Stevedores			
Computers								Riggers				Stokers, Staty. Engine			
Cooks, Hospital				GROUP II				Sawyers				Storemen, Technical			
Coppersmiths				Armourers	1	1		Signallers				Tailors			
Dispensers				Axemen				Signwriters				Textile Restiters		1	
Draughtsmen	2	2		Bakers				Telescope Identn. Numbers				Tinsmiths			
Draughtsmen (Architectural)				Bty. Comd's. Asst.				Well Borers				Vulcanizers			
Draughtsmen (Engineering)				Boilermakers				Wheelers				Wagon Erectors			
Draughtsmen (Mechanical)				Carpenters				Winchman				Whitesmiths			
Draughtsmen (Topographical)				Carpenters and Joiners				Wireman							
Electricians				Cooks	3	4		Woodturners							
Electricians (M.V.)				Dental Mechanics								<b>Non-Tradesmen</b>			
Electricians (Signals)				Driver-Mech. (Eng. and Med.)								Batmen	13	9	
Fitters				Driver-Operator								" Drs	3	1	
Fitters (Cycle)				Drainers								CSM	1	1	
Fitters (Electrical)				Electricians								COMS	1	1	
Fitters (Gun)				Electricians (Engineers)								Drs MT	5	8	
Fitters (Instrument)				Fire Control Operators								Gen Duties	3	3	
Fitters (M.V.)	1	-		Gun Operator				GROUP III				Hys Duty	1	1	
Fitters, Railway Signal				Hatchman				Battery Surveyors				<b>DETAILS OF NON-TRADESMEN.</b>			
Fitters, Signals				Height Taker				Butchers				Ord MT	9	9	
Grinder, Precision				Helio Operator				Clerks	6	4		" Sigs	6	6	
Mechanics, Instrument				Instrument Operator				Clerks, Supply	AASC 1	1		Tpt NCO	1	1	
Mechanics, Instrument (Signals)				Intelligence Duties	4	4		Clerks, Technical				Water Duty	1	1	
Mechanics, Instrument (Surgical)				Joiners				Coach Trimmers				AASC			
Mechanics, Radio				Joiners				Concreteers				Batman	1	1	
Mechanics, Typewriter				Lineman				Cooks				Dr MT	1	-	
Mechanics, Wireless				Lineman, Signals				Dental Clerk Orderlies				MS Ord	1	-	
Millwrights				Lithographers				Despatch Riders				ATTACHED BY W.E.			
Operators, Excavator				Machinists, Metal				Draughtsmen, Signals				AAMC			
Pattern Maker				Machinists, Wood				Drivers, E.T.				Med Ord	1	1	
Pharmacist				Masons				Driver Mechanics				AAGC			
Photographer, Wet Plate				Masseurs				Driver Tptn. Plant				Bde Ord WOI	1	1	
Photowriter				Mechanics, M.V.	1	2		Engine Hands, I.C.				AAPC			
Plumber				Miners				Equipment Repairers				Sgts	-	3	
Saw Doctors				Moulders				Farriers				Pte	-	1	
Surveyors				Nurses, Trained				Fitters' Mates							
				Observation Post Assts.				Gun Layers							
CARRIED FORWARD	3	2		CARRIED FORWARD	12	13		CARRIED FORWARD	19	18		Totals of columns marked * to agree with columns 4 and 7, and 1 and 10 of Part A, respectively.	68	65	*

NOTES.—(a) If rank other than private is involved give details on back.  
(b) Authorised trades or specialists not included in list will be added as required in spaces provided.  
(c) Where A.W.A.S. and/or A.A.M.W.S. personnel are desired show details on back.  
(d) Where replacement not desired note accordingly on return by insertion of N.E. in col. "Reints. Required."  
(e) Where any request or notation is made on back of form, the words "See Back" should be written in one of the blank spaces on this page.

I certify that I have personally checked and found this return to be correct in all details  
29 Jan 44 Date of Despatch

Signature of Commanding Officer  
Capt. SC 23 Aust Inf Bde



**EXPLANATION OF PART "E"**

Unit

**DETAILS WE POSTED STRENGTH**

Grade	Position	Details of Task	Group	Strength	Remarks
<b>Intelligence Duties</b>					
S/Sgt		Details of Task	GROUP I (cont.)	1	
Sgt		Details of Task	GROUP II (cont.)	1	
Cpl		Details of Task	GROUP I (cont.)	1	
Ptes	T G II	Operator Room Asst.	GROUP I (cont.)	2	
<b>Intelligence Draughtsmen</b>					
Cpl		Operator, Plot	GROUP I (cont.)	1	
Pte T G I		Operator, Signal	GROUP I (cont.)	1	
Pte NOT T G I		Operator, Switchboard	GROUP I (cont.)	1	
		Operator, Wireless	GROUP I (cont.)	1	
<b>Clerks</b>					
WO II		Typist	GROUP I (cont.)	1	
Sgts		Postal Director	GROUP I (cont.)	2	
Cpl		Postal Director	GROUP I (cont.)	1	
Ptes T G III		Postal Director	GROUP I (cont.)	2	
<b>CSM</b>					
WO II		Station Staff, Engine	GROUP I (cont.)	1	
<b>COMS</b>					
S/Sgt		Textile Director	GROUP I (cont.)	1	
Cpl		Textile Director	GROUP I (cont.)	1	
<b>Tpt Sgt</b>					
		Warehouse Director	GROUP I (cont.)	1	
<b>Drs MT</b>					
Cpl		Warehouse Director	GROUP I (cont.)	1	
Ptes		Warehouse Director	GROUP I (cont.)	4	
<b>Attached on WE</b>					
AAC hD	Batmen Drs	Warehouse Director	GROUP I (cont.)	3	
AASC	Clerk Cpl	Warehouse Director	GROUP I (cont.)	1	
	Dr MT	Warehouse Director	GROUP I (cont.)	1	
	MC Ord	Warehouse Director	GROUP I (cont.)	1	
	Batman	Warehouse Director	GROUP I (cont.)	1	
AMC	Ord	Warehouse Director	GROUP I (cont.)	1	
AOC	Bde Ord WO I	Warehouse Director	GROUP I (cont.)	1	
<b>AMEME</b>					
	Armourer Sgt	Warehouse Director	GROUP I (cont.)	1	
	Fitters MV T G I	Warehouse Director	GROUP I (cont.)	1	
	Mech MV T G II	Warehouse Director	GROUP I (cont.)	1	
<b>AAPC</b>					
Sgts		Warehouse Director	GROUP I (cont.)	1	
Pte		Warehouse Director	GROUP I (cont.)	1	

Total of columns marked \* to agree with columns 4 and 5 and 1 and 10 of Part A, respectively.

CARRIED FORWARD

CARRIED FORWARD

CARRIED FORWARD

NOTE—(a) If rank other than private is involved give details on back.  
(b) Authorized trades or specialties not included in list will be added as required in notes provided.  
(c) Where A.W.A.S. and/or A.M.W.S. personnel are detailed show details on back.  
(d) Where replacement not detailed note accordingly on return by insertion of N.R. in col. "Remarks".  
(e) Where any report or notation is made on back of form, the words "see back" should be written in one of the blank spaces on this page.

I certify that I have personally checked and found this return to be correct in all details



# FIELD RETURN OF OFFICERS

5.....44.....(Serial No.)

At 0600 Hrs. Saturday 29 1 / 194 HQ 23 A I B (Unit)

W.E.II / 2 / 3 OFFRS 10 O.R's 52 + OFFRS 7 O.R's 16 ATT. BY W.E.

## PART A.—POSTED STRENGTH, SURPLUS OR REINFORCEMENTS REQUIRED.

1	2	3	4	5	6	7	8	9	10				
W.E. EXCLUDING ATTACHED.				DETAIL.	ATTACHED ALLOWED BY W.E.								
Rein'fts Required.	Deficient W.E.	Surplus to W.E.	Posted Strength.		Arm or Corps.	Posted Strength.	Surplus to W.E.	Deficient W.E.	Rein'fts Required.				
			1	Brigadier									
	2			Lieut.-Colonels									
	1	1	5	Majors	{ AASC AACHD	1							
			2	Captains		3							
				Lieutenants	{ AAMC AES	1							
				Quarter-masters		-		1					
				A.A.N.S and A.A.M.W.S. Offrs.	{ AAAS	1							
				Civilians Counting as Offrs.	{ AAPC	1	1						
3		1	8			7	1	1					
		DETAIL.		A.I.F.	C.M.F.	A.W.A.S.	A.A.N.S.	A.A.M.W.S.	CIVIL.	R.A.N.	R.A.A.F.	**	TOTAL.
		A Class											
		15											15

Analysis of Part A to be shown here by ALL units. Only units notified in para. 10 of instructions for compilation of form will complete Part E(1) & E(2).

\* Insert detail of higher ranks as necessary.  
\*\* Personnel belonging to a category not provided for in the analysis will be shown in this Col. Particulars will be shown, e.g., 20 U.K. Forces; 10 N.Z. Forces

## PART B.—PARTICULARS OF OFFICERS JOINED OR QUITTED DURING WEEK.

### OFFICERS JOINED DURING WEEK.

Army No.	Rank.	Name and Initials.	Unit From.	Date.	CAUSE.

### OFFICERS QUITTED DURING WEEK.

Army No.	Rank.	Name and Initials.	Unit To.	Date.	CAUSE.
VX 89013	Lieut	PAULL R A	-	27 Jan	Retired from Army

## PART C.—DESCRIPTION OF OFFICERS WHOSE RETURN TO ..... (Unit) IS PARTICULARLY REQUESTED. .... / ..... / 194 .....

Army No.	Rank.	Name and Initials.	REMARKS (e.g., present whereabouts if known).



5...../44..... (Serial No.)

HQ 23 Aust Inf Bde

**PART D.—NOMINAL ROLL OF OFFICERS ON POSTED STRENGTH**

At 0600 Hrs. Saturday 29/1/1944 (Total to agree with Columns 4 and 7 of Part A.)

1	2	3	4	5	6	7	8
Substantive Rank and Higher Temporary Rank if Held.	Army Number.	Surname.	Initials.	Posting.	Whether present with Unit (insert Yes or No)	If not present with Unit, state how employed.	Date of Detachment.
Brigadier	WX 1574	P. TTS	A W	Bde Comd	Yes		
Captain	WX 5012	BROWN	H V	SC	"		
"	WX 11052	DRIVAR	A R	BN	"		
"	WX 28426	WILD	W H	LO I	"		
"	WX 2875	OKENFEE	E R	IO	"		
"	VX114122	FARRAR	G C	TO	"		
Lieut	VX114156	SMITH	H W	L 3	Yes		
"	VX134691	McDONALD	W J F	LO 2	No	Attached 3 Div Acting LO	
<b>Services</b>							
Capt	VX 39042	POWELL	L G	BASCO	Yes		
Lieut	VX 30357	FITZGERALD	A J	AO	"		
"	DX105757	ELLIOTT	A G	HO	"		
"	VX133926	TOLLEY	W N	AAPC	"		
Chaplain	DX162533	FRY	F J	-		Detached HQ 11 L of C Alice Springs	
"	DX139670	DILON	H F	-		Detached 8 Bn	
"	DX 13215	JOHNSON	W S C	-		" 27 Bn	

**PART E.—NOMINAL ROLL OF OFFICERS ATTACHED FROM OTHER UNITS.**

Substantive Rank and Higher Temporary Rank, if Held.	Army Number.	Name and Initials.	Unit.	Date of Attachment.	Nature of Attachment.
I certify that I have personally checked and found this return to be correct in all details					
					<i>H Brown</i> Captain SC 23 Aust Inf Bde

29 Jan 44

Date of Despatch

Signature of Commander







Unit  
23 Aust Inf Bde Det 12 Aust Postal Sec

3 / 44 Serial No.

**PART E. Detail of Present Strength and Reinforcements required as shown in Part A of Army Form W.3009 at 0600 Hours Saturday 29 / 1 / 1944 .**

Details of Tradesmen. GROUP I.	W.E.	Posted Strength.	Reints. Required.	Details of Tradesmen. GROUP I. (cont.)	W.E.	Posted Strength.	Reints. Required.	Details of Tradesmen. GROUP II. (cont.)	W.E.	Posted Strength.	Reints. Required.	Details of Tradesmen. GROUP III. (cont.)	W.E.	Posted Strength.	Reints. Required.
Ammunition Examiners				Surveyors, Engineering				Operating Room Assts.				G.P.O. Assistants			
Armament Artificer Fitter				Surveyors, E.A.A.				Operator, Keyboard				Hammermen			
Armament Artificer Fitter (Electrical)				Surveyors, Topographical				Operator, Line				Leather Stitchers			
Armament Artificer Fitter (M.V.)				Surveyors, Trigonometrical				Operator, Signal				Orderlies, Nursing			
Armament Artificer Fitter (A.F.V.)				Toolmakers				Operator, Switchboard				Orderlies, Nursing Mental			
Armament Artificer Instrument				Turners				Operator, Wireless				Plate Layers			
Armament Artificer Fitter				Watchmakers				Opticians				Rangefinders			
Armament Artificer Signals				Welders				Painters				Riveters			
Armament Artificer Wireless								Panel Beaters				Roughriders			
Artificer, Artillery								Photographer, Dry Plate				Saddlers			
Artificer, Engine								Predictor Numbers				Saddletree makers			
Blacksmiths								Printers				Shoemaker and Boot Repairer			
Bricklayers								Radiographers				Stevedores			
Computers								Riggers				Stokers, Staty. Engine			
Cooks, Hospital				<b>GROUP II</b>				Sawyers				Storemen, Technical			
Coppersmiths				Armourers				Signallers				Tailors			
Dispensers				Axemen				Signwriters				Textile Refters			
Draughtsmen				Bakers				Telescope Identfn. Numbers				Tinsmiths			
Draughtsmen (Architectural)				Qty. Comd's. Asst.				Well Borers				Vulcanizers			
Draughtsmen (Engineering)				Boilermakers				Wheelers				Wagon Erectors			
Draughtsmen (Mechanical)				Carpenters				Winchman				Whitesmiths			
Draughtsmen (Topographical)				Carpenters and Joiners				Wireman							
Electricians				Cooks				Woodturners							
Electricians (M.V.)				Dental Mechanics											
Electricians (Signals)				Driver-Mech. (Eng. and Med.)											
Fitters				Driver-Operator											
Fitters (Cycle)				Drainers											
Fitters (Electrical)				Electricians											
Fitters (Gun)				Electricians (Engineers)											
Fitters (Instrument)				Fire Control Operators				<b>GROUP III</b>				<b>DETAILS OF NON-TRADESMEN.</b>			
Fitters (M.V.)				Gun Operator				Battery Surveyors							
Fitters, Railway Signal				Hatchman				Butchers							
Fitters, Signals				Height Taker				Clerks							
Grinder, Precision				Helio Operator				Clerks, Supply							
Mechanics, Instrument				Instrument Operator				Clerks, Technical							
Mechanics, Instrument (Signals)				Intelligence Duties				Coach Trimmers							
Mechanics, Instrument (Surgical)				Joiners				Concretors							
Mechanics, Radio				Lineman				Cooks							
Mechanics, Typewriter				Lineman, Signals				Dental Clerk Orderlies							
Mechanics, Wireless				Lithographers				Despatch Riders							
Millwrights				Machinists, Metal				Draughtsmen, Signals							
Operators, Excavator				Machinists, Wood				Drivers, H.T.							
Pattern Maker				Masons				Driver Mechanics							
Pharmacist				Masseurs				Driver Tptn. Plant							
Photographer, Wet Plate				Mechanics, M.T.				Engine Hands, I.C.							
Photewriter				Miners				Equipment Repairers							
Plumber				Moulders				Farriers							
Saw Doctors				Nurses, Trained				Fitters' Mates							
Surveyors				Observation Post Assts.				Gun Layers							
CARRIED FORWARD				CARRIED FORWARD				CARRIED FORWARD				Totals of columns marked * to agree with columns 4 and 7, and 1 and 10 of Part A. respectively.			
															*

NOTES.—(a) If rank other than private is involved give details on back.  
(b) Authorized trades or specialists not included in list will be added as required in spaces provided.  
(c) Where A.W.A.S. and/or A.A.M.W.S. personnel are desired show details on back.  
(d) Where replacement not desired note accordingly on return by insertion of N.E. in col. "Reints. Required."  
(e) Where any request or notation is made on back of form, the words "See Back" should be written in one of the blank spaces on this page.

I certify that I have personally checked and found this return to be correct in all details

29 Jan 44  
Date of Despatch

Signature of *[Signature]*

Captain  
SC 23 Aust Inf B



# FIELD RETURN OF OFFICERS

Army Form W.3008  
(Adapted) (Page 1)  
(Revised Jan., 1943)

... 3 / ... 44 (Serial No.)

At 0600 Hrs. Saturday 29 1/1944 (Unit)

23 Aust Inf Bde Det 12 Au t Div Posta

W.E. / / OFFRS. O.R's. + OFFRS. O.R's. ATT. BY W.E. Sec.

## PART A.—POSTED STRENGTH, SURPLUS OR REINFORCEMENTS REQUIRED.

1	2	3	4	5	6	7	8	9	10
W.E. EXCLUDING ATTACHED.				DETAIL.	ATTACHED ALLOWED BY W.E.				
Rein'ts Required.	Deficient W.E.	Surplus to W.E.	Posted Strength.		Arm or Corps.	Posted Strength.	Surplus to W.E.	Deficient W.E.	Rein'ts Required.
				• •  Lieut.-Colonels Majors Captains Lieutenants Quarter-masters A.A.N.S and A.A.M.W.S. Offrs. Civilians Counting as Offrs.					
		NIL			NIL				

DETAIL.	A.I.P.	C.M.F.	A.W.A.S.	A.A.N.S.	A.A.M.W.S.	CIVIL.	R.A.N.	R.A.A.F.	••	TOTAL.
A.										
E. (1)										
E. (2)										

Analysis of Part A to be shown here by ALL units. Only units notified in para. 10 of instructions for compilation of form will complete Part E(1) & E(2).

- Insert detail of higher ranks as necessary.
- Personnel belonging to a category not provided for in the analysis will be shown in this Col. Particulars will be shown, e.g., 20 U.K. Forces; 10 N.Z. Forces

## PART B.—PARTICULARS OF OFFICERS JOINED OR QUITTED DURING WEEK.

### OFFICERS JOINED DURING WEEK.

Army No.	Rank.	Name and Initials.	Unit From.	Date.	CAUSE.

### OFFICERS QUITTED DURING WEEK.

Army No.	Rank.	Name and Initials.	Unit To.	Date.	CAUSE.

## PART C.—DESCRIPTION OF OFFICERS WHOSE RETURN TO ..... (Unit) IS PARTICULARLY REQUESTED. .... / ..... / 194 .....

Army No.	Rank.	Name and Initials.	REMARKS (e.g., present whereabouts if known).







# FIELD RETURN OF OFFICERS

3/44 (Serial No.)

At 0600 Hrs. Saturday 27/1/1944 (Unit)

W.E. / / OFFRS. O.R's. + OFFRS. O.R's. ATT. BY W.E. Sec.

23 Aust Inf Bde Det 12 An & Div Post

## PART A.—POSTED STRENGTH, SURPLUS OR REINFORCEMENTS REQUIRED.

1	2	3	4	5	6	7	8	9	10
W.E. EXCLUDING ATTACHED.				DETAIL.	ATTACHED ALLOWED BY W.E.				
Rein'ts Required.	Deficient W.E.	Surplus to W.E.	Posted Strength.		Arm or Corps.	Posted Strength.	Surplus to W.E.	Deficient W.E.	Rein'ts Required.
				• •					
				Lieut.-Colonels Majors Captains Lieutenants Quarter-masters A.A.N.S and A.A.M.W.S. Offrs. Civilians Counting as Offrs.					
		NIL			NIL				

DETAIL.	A.I.F.	C.M.F.	A.W.A.S.	A.A.N.S.	A.A.M.W.S.	CIVIL.	R.A.N.	R.A.A.F.	••	TOTAL.
A.										
E.(1)										
E.(2)										

Analysis of Part A to be shown here by ALL units. Only units notified in para. 10 of instructions for compilation of form will complete Part E(1) & E(2).

- \* Insert detail of higher ranks as necessary.
- \*\* Personnel belonging to a category not provided for in the analysis will be shown in this Col. Particulars will be shown, e.g., 20 U.K. Forces; 10 N.Z. Forces

## PART B.—PARTICULARS OF OFFICERS JOINED OR QUITTED DURING WEEK.

### OFFICERS JOINED DURING WEEK.

Army No.	Rank.	Name and Initials.	Unit From.	Date.	CAUSE.

### OFFICERS QUITTED DURING WEEK.

Army No.	Rank.	Name and Initials.	Unit To.	Date.	CAUSE.

## PART C.—DESCRIPTION OF OFFICERS WHOSE RETURN TO ..... (Unit) IS PARTICULARLY REQUESTED. .... / ..... / 194 .....

Army No.	Rank.	Name and Initials.	REMARKS (e.g., present whereabouts if known).



