AWM52
Australian Military Forces, Army headquarters, formation and unit diaries, 1939-1945

1/5/14
DIVISIONS

7 Australian Division General Staff Branch (7 Aust Div GS Branch)

June 1942



1/5/14-0244

WAR DIARY

SECRET

7 AUST DIV - G BRANCH

WAR DIARY JUN 42

VOL 1

NO 21A

1 - 30 JUN 42

Army Form C.2118
(adapted.)

WAR DIARY or INTELLIGENCE SUMMARY

(Erase heading not required)

Unit HQ 7 Aust Div - G Branch *Date and Time.—From* 1 Jun 42 *To* 30 Jun 42

Place	Date	Hour	Summary of Events and Information	Remarks and references to Appendices, Diaries, &c.
WOODFORD	1 Jun		Comd 1 Aust Corps (Lt-Gen S F Rowell) called on Comd 7 Aust Div and later addressed offrs of 25 Aust Inf Bde Gp.	[illegible]
	2 Jun	(a)	Comd 7 Aust Div conferred with GSO I and Comd 25 Aust Inf Bde (Brig Eather) concerning the operational role of that bde.	
		(b)	Comd 7 Aust Div visited 21 And 25 Aust Inf Bdes and 2/6 Aust Fd Amb.	
		(c)	Comd 1 Aust Corps visited 19 Aust Inf Bde and viewed tng.	[illegible]
	3 Jun	(a)	Comd 1 Aust Corps addressed offrs of HQ and div tps 7 Aust Div	
		(b)	Maj B D Beresford commenced duty as GSOII	
		(c)	Comd 7 Aust Div conducted Comd 1 Aust Corps around WOODFORD area.	[illegible]
	4 Jun	(a)	Comd 7 Aust Div visited LANDSBOROUGH and conferred with Comd 21 Aust Inf Bde, CRA and GSO1 regarding the [illegible] Bde.	
		(b)	Comd 7 Aust Div visited [illegible], [illegible], [illegible] and WOOMBYE, lunching with Comd 2/27 Aust Inf Bn and meeting Comd 2/16 Aust Inf Bn in the afternoon.	
		(c)	Comd 7 Aust Div spent the evening at HQ 21 Aust Inf Bde.	
		(d)	Capt W Rutherford, GSOIII(CW) left to take up duty at HQ First Aust Army	[illegible]
	5 Jun	(a)	Comd 7 Aust Div left 21 Aust Inf Bde with Bde Comd and BM, met Comd 2/14 Aust Inf Bn and carried out recce of bn area vicinity NAMBOUR.	
		(b)	Comd 7 Aust Div lunched at [illegible] and returned to HQ via [illegible]	[illegible]
	6 Jun	(a)	Comd 3 Aust Div (Maj-Gen S G Savige) visited Comd 7 Aust Div	
		(b)	Demonstration and film concerning bomb disposal given in WOODFORD to reps of units in 7 Aust Div.	[illegible]

WAR DIARY or INTELLIGENCE SUMMARY

(Erase heading not required)

Army Form C.2118 (adapted.)

Unit HQ 7 Aust Div - G Branch *Date and Time.—From* 1 Jun 42 *To* 30 Jun 42

Place	Date	Hour	Summary of Events and Information	Remarks and references to Appendices, Diaries, &c.
	7 Jun	(a)	Comd 7 Aust Div lunched at HQ 1 Aust Corps at RSK and conferred with Corps Comd regarding secondment of offrs to Div.	
		(b)	Capt J.C. McAllester reported for duty on att as GSOIII(CW).	
		(c)	GSOI left for one week to receive special medical treatment.	
	8 Jun		Comd 7 Aust Div conferred with CRA and Comds 7 Aust Cav and 2 Aust A Tk Regt.	
	9 Jun	(a)	Comd 7 Aust Div carried out recce of 25 Aust Inf Bde area, accompanied by CRA and Bde Comd, and later visited BEACONSFIELD and SANGATE.	
	10 Jun	(a)	Col Peyton, American LO to First Aust Army arrived at HQ.	
		(b)	Comd 7 Aust Div and Col Peyton visited 25 Aust Inf Bde and viewed units tng.	
	11 Jun	(a)	Col Peyton accommanied by ADC (Lieut Porter) visited HQ 21 Aust Inf Bde and later 2/16 Aust Inf Bn and 2/4 Aust Tk Regt areas, and CANTERBURY.	
	12 Jun	(a)	Comd 7 Aust Div and Col Peyton visited 18 Aust Inf Bde area, viewing 2/8 Aust Tk Regt and 2/10 Aust Inf Bn	
		(b)	Col Peyton left HQ 7 Aust Div	
	13 Jun	(a)	Comd 7 Aust Div spent the day on staff conferences, principally on HQ matters	
	14 Jun	(a)	Football match - HQ Tps v AASC, won by AASC by 2 pts (Australian code)	

WAR DIARY or INTELLIGENCE SUMMARY

(Erase heading not required)

Army Form C.2118 (adapted.)

Unit HQ 7 Aust Div - 3 Branch *Date and Time.—From* 1 Jun 42 *To* 30 Jun 42

Place	Date	Hour	Summary of Events and Information	Remarks and references to Appendices, Diaries, &c.
	15 Jun	(a)	Comd 7 Aust Div visited 25 Aust Inf Bde and attended 2/31 Aust Inf Bn exercises	
		(b)	Visits of offrs HQ 3 Aust Div to 7 Aust Div commenced. Each visit is to last two days to allow ideas to be exchanged.	
	16 Jun		Normal day	
	17 Jun	(a)	Comd 7 Aust Div visited 25 Aust Inf Bde for further exercises by 2/31 Aust Inf Bn	
		1200 (b)	Comd First Aust Army arrived to view above exercises	
		(c)	Capt B J B Carroll arrived to take up duty as GSOI(L)	
	18 Jun		Comd 7 Aust Div conferred with Comd 21 Aust Inf Bde regarding defensive role of that bde	
	19 Jun	(a)	Comd 7 Aust Corps conferred with Comd 7 Aust Div regarding the ops role of the div.	
		(b)	Conference held by Comd 7 Aust Div in afternoon - attended by Bde Comds, CRA, CRE, GSOI, [illegible]	
	20 Jun	(a)	Comd 7 Aust Div communicated with Comd 18 Aust Inf Bde concerning 2/10 Aust Inf Bn	
	21 Jun		Wet day - little activity	
	22 Jun		Comd 7 Aust Div visited 18 Aust Inf Bde	
	23 Jun	(a)	Comd 1 Aust Corps visited HQ in morning	
		(b)	Comd 7 Aust Div visited 19 Aust Inf Bde, conferred with Comd and later inspected 2/10 Aust Inf Bn area	
	24 Jun	(a)	Comd 7 Aust Div attended arty shoot by 2/4 Aust Fd Regt at CALOOLA. CCRA and CRA were present	

Army Form C.2118
(adapted.)

WAR DIARY or INTELLIGENCE SUMMARY

(Erase heading not required)

Unit HQ 7 Aust Div - G Branch *Date and Time.—From* 1 Jun 42 *To* 30 Jun 42

Place	Date	Hour	Summary of Events and Information	Remarks and references to Appendices, Diaries, &c.
	24 Jun	(b)	Advice received of allotment of 2/1 Aust [illegible] to 7 Aust Div.	[illegible]
	25 Jun	(a)	Comd 7 Aust Div visited 21 Aust Inf Bde and viewed test exercise by 2/14 Aust Inf Bn	
		(b)	Arty practice by 2/5 Aust Fd Regt attended by [illegible] 1 Aust Corps	[illegible]
	26 Jun	(a)	Comd 7 Aust Div conferred with [illegible] re [illegible] to be conducted early in Jul	
		(b)	Comd 7 Aust Div visited 23 Aust Inf Bde and viewed river crossing exercise carried out by 2/23 Aust Inf Bn; later visited 2/6 Aust Regt	[illegible]
	27 Jun		Comd 1 Aust Corps visited HQ 7 Aust Div	[illegible]
	28 Jun	(a)	Comd 7 Aust Div visited 112 [illegible] at [illegible]	
		(b)	Football match (Australian code) at HQ - HQ 7 Aust Div v Sigs 7 Aust Div - won by the former	[illegible]
	29 Jun	(a)	Comd 7 Aust Div accompanied by Capt Lyon LO visited 21 Aust Inf Bde and viewed test exercise carried out by 2/27 Aust Inf Bn	
		(b)	[illegible] First Aust Army visited HQ 7 Aust Div	
		(c)	Comd 7 Aust Div visited 25 Aust Inf Bde and 2/33 Aust Inf Bn	
		(d)	Capt S [illegible] Buckler GSOIII (O) left for 2/14 Aust Inf Bn, resuming [illegible]	[illegible]
		(e)	Capt [illegible] Waterman LO took up duties as GSOIII (O)	
	30 Jun	(a)	[illegible] Governor-General (Lord [illegible]) visited 7 Aust Div, inspected [illegible] of honour from 2/2 Aust [illegible] Regt, met senior offrs and proceeded to 7 Aust Div [illegible] Decn Unit	
		(b)	Governor-General was entertained [illegible] Guests were Comd 1 Aust Corps, CRA 7 Aust Div, Comd 21 Aust Inf Bde, [illegible] 1 Aust Corps	[illegible]

WAR DIARY or INTELLIGENCE SUMMARY

(Erase heading not required)

Army Form C.2118 (adapted.)

Unit HQ 7 Aust Div - G Branch *Date and Time.—From* 1 Jun 42 *To* 30 Jun 42

Place	Date	Hour	Summary of Events and Information	Remarks and references to Appendices, Diaries, &c.
	30 Jun	(b)	After lunch His Excellency visited 19 Aust Inf Bde and viewed a river crossing and ambush carried out by 2/4 Aust Inf Bn	
		(d)	His Excellency left for HQ 1 Aust Corps	

LIST OF APPENDICES

Appx A - 7 Aust Div Tng Objectives to 31 Jul 42
" B - Code Names - New sig procedure
" C - 7 Aust Div Standard Distribution Lists
" D - Direction from the Stars
" E - Return of personnel with language qualifications
" F - Tng in co-operation with air forces
" G - Route signs
" H - Camflg instn
" I - Co-operation in tng - 3 & 7 Aust Divs
" J - SA tng - LMG (Bren) Course
" K - SA tng - Rifle course
" L - Combat efficiency reports
" M - Tng - rifle ranges
" N - Screening of veh lights
" O - Veh marking - unit identification
" P - Location Statement and amendments
" Q - Allocation of tng arm
" R - Visit of His Excellency the Governor-General
" S - Visit of offrs 3 Aust Div to 7 Aust Div
" T - Messages regarding allotment of MG Bn to 7 Aust Div
" U - Tng of personnel 3 & 5 Aust Div in Mob Laundry and Decn work
" V - Miscellaneous "O" messages

Appx A

TRG OBJECTIVES TO 31 JUL 42.

HQ 7 Aust Div,
2 Jun 42.
G214/1/1129.

1. The following trg objectives will be completed by 31 Jul 42 and the programme to achieve them will begin as soon as possible after 1 Jun. The more elementary forms of trg are to proceed concurrently with the more advanced exercises which affect mainly comds, HQs and Sigs:-

(a) Complete or revise as necessary individual weapon trg: sound weapon trg is the basis of a good unit; and, if a satisfactory standard is to be maintained, all junior leaders and other ranks should repeat tests of elementary trg and range practices approximately once every three months. It is desired to reach a uniformly high standard of individual and weapon trg by 31 Jul.

(b) Train sub units to act independently for periods under their own leaders: in order to achieve this, pls and similar units should be detached from their parent units for periods of not less than 7 days. They should be set definite tasks entailing movement through close country away from normal comms with minimum tpt finding directions etc, and should arrange all the adm details themselves. Men must learn to cross streams etc with improvised rafts, with all their eqpt. Non swimmers must cross with help from swimmers. These periods of detached trg must have a definite trg object and the task set out must be carefully considered by unit comds if the best results are to be achieved.

(c) All inf, HG and pnr sub units will complete a short period of trg on an assault course and fd firing range: notes on an assault course to be constructed in each bde area have been issued separately.

(d) In Jun each bde gp will conduct one TEWT for unit comds and hold one skeleton exercise to train and test HQs and Sigs.

(e) In Jun bdes will hold an exercise with tps for each bn and att tps.

(f) Towards end of Jun or early in Jul one div TEWT for senior comds will be held by 7 Aust Div to study problems relating to the role allotted to the formation in 1 Aust Corps Op Instn No 8.

(g) In Jul one div skeleton exercise will be held by 7 Aust Div, to incl all HQs down to bns.

(h) In Jul 7 Aust Div will arrange an exercise with tps for each bde gp: this may take the form of an inter-bde exercise in close country. 18 Aust Inf Bde Gp will carry out its exercise with tps in its role of moving NE of MURGON.

2. In 7 Aust Div, comds, HQs and Sigs must be prepared to embark on exercises with tps, or skeleton exercises, without prior preparation in the form of TEWTs. This is the standard which must be reached eventually, as it is the situation not in war.

3. The trg of arms other than inf will conform in principle with the objectives stated above.

C.M. Wilmot Col.
GS 7 Aust Div.

Distribution:

To Bdes and Div Tps.

Appx B.

SECRET

CODE NAMES - NEW SIGNAL PROCEDURE

HQ 7 Aust Div.
3 Jun 42
SG 47/1/87

1. With ref to 1 Aust Corps G 422 of 31 May (distributed by Sigs 7 Aust Div) para 3 (V), code names are allotted (Appx A att) for use on fwd systems within bdes, regts and units, on wireless and line channels until notice of further change is made.

2. Ack.

Col
for GS 7 Aust Div
By SDR

Distribution.

To Bns and equivalents (5 extra to Sigs)
plus 1 Aust Corps (5)

ANNX A

SECRET

COPY No 71

CODE NAMES - 7 AUST DIV LIST No 1.

CAV

HQ 7 Aust Cav	BAGI
HQ Sqn	FAGU
A "	HATI
B "	KABA
C "	LAJI

RAA

HQ RAA 7 Aust Div	PAFI
HQ 2 Aust A Tk Regt	SAFI
7 Bty " "	VAXO

18 Aust Inf Bde Gp

Adv HQ 18 Aust Inf Bde	YAFU
Rear HQ 18 Aust Inf Bde	RUJI
HQ 2/9 Aust Inf Bn	BEXI
HQ Coy	FEZU
A Coy	HEBU
B Coy	KENU
C Coy	MEJU
D Coy	PETA
HQ 2/10 Aust Inf Bn	SEBA
HQ Coy	VETO
A Coy	YEKO
B Coy	SIKI
C Coy	BIDU
D Coy	FIDA
HQ 2/12 Aust Inf Bn	HIDI
HQ Coy	KIZU
A Coy	MINU
B Coy	PIDI
C Coy	SILU
D Coy	VINA
2/5 Aust Fd Regt	YIKO
9 Bty	TERU
10 Bty	BOMO
55 Bty	FOFO
5 Bty 2 Aust A Tk Regt	HODU
2/4 Aust Fd Coy	KOBI
6 Coy AASC	MOLA
2/5 Aust Fd Amb	PORO
Coy	SONI
Coy	VOMI

21 Aust Inf Bde Gp

Adv HQ 21 Aust Inf Bde	BULO
Rear HQ 21 Aust Inf Bde	FUXI
HQ 2/14 Aust Inf Bn	HUXU
HQ Coy	KUMO
A Coy	MUXO
B Coy	PUFO
C Coy	SUNI
D Coy	VUKO
HQ 2/16 Aust Inf Bn	YUMA
HQ Coy	YEDO
A Coy	DABI
B Coy	GARU
C Coy	JAKI
D Coy	LAFI
HQ 2/27 Aust Inf Bn	NARI
HQ Coy	RAXU
A Coy	TALU
B Coy	WAJO
C Coy	ZAMA
D Coy	ZONU
2/4 Aust Fd Regt	DEGI
7 Bty	GENO
8 Bty	JEXU
54 Bty	LEJA
8 Bty 2 Aust A Tk Regt	MEFU
2/6 Aust Fd Coy	REFA
4 Coy AASC	TEGA
2/6 Aust Fd Amb	WEKA
Coy	ZENA
Coy	SEJU

25 Aust Inf Bde Gp

Adv HQ 25 Aust Inf Bde	DIKA
Rear HQ 25 Aust Inf Bde	GIKU
HQ 2/25 Aust Inf Bn	JIZA
HQ Coy	LIFA
A Coy	NILI
B Coy	RILU
C Coy	TILI
D Coy	WIDA
HQ 2/31 Aust Inf Bn	ZIRU
HQ Coy	TAMI
A Coy	DORA
B Coy	GOBI
C Coy	JOKI
D Coy	LOXO
HQ 2/33 Aust Inf Bn	NOFI
HQ Coy	RONU
A Coy	TOFA
B Coy	WODO
C Coy	ZOMO
D Coy	PUKA
2/6 Aust Fd Regt	DUBO
11 Bty	GUMO
12 Bty	JUFA
56 Bty	LUNA
6 Bty 2 Aust A Tk Regt	NUZO
2/5 Aust Fd Coy	RUMO
6 Coy AASC	TUJU
2/4 Aust Fd Amb	WURO
Coy	ZULA
Coy	MUFU

Appx 6.

SECRET

HQ 7 Aust Div
4 Jun 42.
SG63/1/12.

7 AUST DIV STANDARD DISTRIBUTION LISTS.

HQ and Div Tps	Bdes & Div Tps	Bns & Equiv	Coys & Equiv	Remarks
HQ 7 Aust Div				
Comd	1	1	1	(a) one each to
G(O)	3(a)	3(c)	3(c)	GI
G(I)	1	1	1	GI[T]
AQ	3(b)	3(c)	3(c)	LC
ADMS	1	1	1	
DAPM	1	1	1	(b) one each to
ADOS	1	1	1	AQ
Battle Board (not for op orders or instns)	1	1	1	DAAG
Camp	1	1	1	DAQMG
File	1	2	2	
War Diary	2	2	2	(c) When distribution is from Corps or higher formation. one only to G two only to AQ No spares held.
CAV				
7 Aust Cav	1	1	2 x	
ARTY				
HQ RAA	1	2	2 x	
2 A Tk Regt	-	1	2 x	
ENGRS				
HQ RAE	1	1	1 x	
25 Fd Pk Coy	-	1	1	
7 Aust Div Camflg Trg Unit	-	-	1	
SIGS				
Sigs 7 Aust Div	1	1	4	
MG				
2/3 Aust MG Bn	1	1	6	
AASC				
HQ Comd AASC	1	1	1 x	
AAMC				
2/2 Fd Hyg Sec	-	-	1 x	
AAOC				
HQ and Main Workshop	-	-	2 x	
PRO				
7 Aust Div Pro Coy (see DAPM)	-	-	-	
PAY				
7 Aust Div Fd Cash Office	1	1	1	
POST				
7 Aust Div Postal Unit	1	1	1	
MISCELLANEOUS				
7 Aust Div Mob Bath Unit	-	1	1	
7 Aust Div Mob Laundry & Fwd Decn Unit	-	1	1	
7 Aust Div Salvage Unit	-	1	1	
7 Aust Div Sec Corps Reception Camp	1	1	1	
7 Div FSS	-	-	1	
"C" Coy HQ Aust HQ Gd Bn	1	1	1	
Spares	6	7 (c)	10 (c)	
	32	40 (c)	58 (c)	

	Bdes & Div Tps	Bns & Equiv	Coys & Equiv	Remarks
ONE INF BDE GP				
HQ Aust Inf Bde & LAD	1	2	3(e)	(e) One for LAD
Sqn Cav			1 x	
Fd Regt		1 x	4 x	x if under comd of
Bty 2 A Tk Regt		1 x	1 x	or att for local
Fd Coy		1 x	1 x	adm by Bde: other-
Inf Bn		1	6	wise distributed
Inf Bn		1	6	by their own branch
Inf Bn		1	6	or Services.
Coy ASC		1 x	1 x	
Fd Amb		1 x	3 x	
Rec Sec & Fd Wkshop			1 x	
Div Sec Ord Fd Pk			1 x	
Total One Inf Bde Gp	1	10	31	
Total HQ 7 Aust Div, Div Tps & Three Inf Bde Gps.	55	73(e)	160(e)	

Col
for GS 7 Aust Div.

Distribution.

To Bns and Equivalents
Copy to GIII(L)
" " 1 Aust Corps (for Infm)

Direction from the Stars - AUSTRALIA.

Appx D.

HQ 7 Aust Div,
4 Jun 42.
GSI/51/2/4.

WHY KNOW THE STARS

1. The object of these notes and diagrams is to enable you to find your way at night with reasonable accuracy by using the stars as guides.

2. The SOUTHERN CROSS is the easiest guide, but often it may NOT be visible because of cloud. Other groups of stars or single stars can then be used instead. It is no more reasonable to think you know sufficient to guide anyone about MELBOURNE if you can do so ONLY when you can see the Town Hall than it is to think you know sufficient to guide anyone at night if you can do so ONLY when you can see the Southern Cross. If you are to be of any use as a guide at night you must know the constellations (groups of stars) well, and on a cloudy night you must know how to find true south or north from any group of stars you may momentarily see. First you must recognise the "streets" of the sky and their relationship to the points of the compass and then, as you improve, you should be able to recognise the main "buildings" and thus to know where you are in any "street" or constellation.

3. It is not always convenient to use the Southern Cross, and other stars more in the direction in which it is desired to move can be used. In such cases it is essential to be able to know that each time you look up you really do pick up the same star - cloud often makes this difficult, unless you know the stars well.

4. The stars never change their relative positions one to another, so it is possible, with reasonable accuracy, to know in what direction you are facing so long as you can recognise either a constellation or a star and so long as you can realise the time of night, and the time of year.

5. Actually, once you know the main stars you notice them almost unconsciously every clear night, and thus, knowing in what part of the sky they are, you know the direction in which you are facing. Once you can recognise a group of stars you will not easily forget it. Constellations become familiar landmarks by which you can find your way.

THE STARS ARE FIXED IN THE SKY

6. The "buildings" and "streets" of the sky never change: at the same time each successive night you see the same plan of the sky moved a very little from east to west. On the same night from hour to hour you see the whole "sky" swing similarly, but to a much greater degree. Each successive night at the same time, a star is only 4 minutes in time further west. A man, who, throughout his life, saw the same buildings and streets, yet failed to know the names of the main ones, and was unable to find his way amongst them, would be regarded as "mental"; yet many cannot recognise even the well known stars.

7. It is essential to remember that, whilst the stars appear to rise in the east and set in the west, just as the sun does, they do NOT move or appear to move RELATIVE TO ONE ANOTHER, but always remain "fixed" to the huge bowl of the sky. As the world rotates, so the stars appear to rise in the eastern half and disappear in the western half. They do NOT rise in the true east nor set in the true west: only one of the stars of ORION'S BELT rises true east and sets true west.

CELESTIAL POLE APPEARS TO BE AXIS OF ROTATION OF STARS

8. The celestial pole, north or south, is where the axis of the earth, if produced upwards, would meet the bowl of the sky. As the earth rotates on this axis the point does NOT move - thus the celestial pole is a fixed point. In the Northern Hemisphere the Pole Star is now always within 2½ degrees of the North Celestial Pole and so the Pole Star is used instead of the celestial pole for all non-technical work. In the

Southern Hemisphere, however, there is, unfortunately, NO visible star near the South Celestial Pole, so its position has to be found in other ways (to be shown later). These celestial poles not only do NOT move but are, of course, due north and due south respectively, hence their great value.

9. In the Southern Hemisphere all stars appear to revolve round the South Celestial Pole. In the Northern Hemisphere all the stars appear to revolve round the North Celestial Pole. Each star keeps the distance between it and the Celestial Pole the same, as if it were on the end of a string being swung round it. The height of the ~~North~~ Celestial Pole above the horizon depends on the latitude north or south of the Equator at which you are situated. At the Equator the South Celestial Pole is just on the horizon. At 30° S it is 30° above the horizon. At the South Pole, which is 90° south of the Equator, the South Celestial Pole is 90° from the horizon, i.e. directly overhead.

METHOD OF MEASURING ANGULAR DISTANCES IN THE SKY

10. If you hold your arm at full length with your wrist cocked backwards and the fingers extended - but together - the width of the four fingers blots out about 8°, i.e. one hands breadth = 8°.

NOTE: The full span of the stretched hand from thumb to little finger is about 19°. In the text measurements are given in average hands breadths. If your hand is narrow and your fingers slim, you will have to add a little to the figure given. If your hand is broad, you will have to subtract a little.

CIRCUM-POLAR STARS NEVER SET

11. The Celestial Pole does not move in the sky. As the other stars swing round it, the ones close to it have only a small circle to travel, and the ones far away, a big one. If the Celestial Pole (in your latitude) is 5 hands above the horizon, any star that is less than 5 hands from the Celestial Pole will never drop below the horizon, day or night. On the other hand, if a star is more than 5 hands from the Celestial Pole, it will drop below the horizon for some part of the time while travelling its circle.

Sketch showing Paths of Stars at varying distances from Celestial Pole:

In any latitude stars which never set are called "circum-polar"

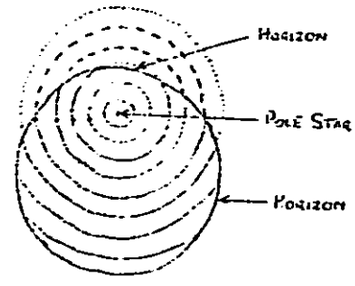

STARS RISE AND SET 4 MINUTES EARLIER EACH NIGHT

12. It takes the stars 4 minutes less than 24 hours to swing through a complete circle. So at the end of 24 hours they are 4 minutes on their way on the next lap. In other words the stars rise 4 minutes earlier each night, or 2 hours earlier at the end than at the start of a month. No matter whether the stars swing in a big circle around the Celestial Pole or in a small one, they each take the same time to complete their circle and they keep the same positions relative to each other as do rows of horses on a "merry-go-round".

PLANETS

13. There are a few bright "stars" which do change position during the passage of months; these are the planets which are worlds like ours, and not suns as the real stars actually are. The planets follow the track of the sun across the sky. They don't swing around the Celestial Pole as on the end of a piece of string, but follow the sun as on a piece of elastic

which lengthens and shortens a little from time to time. Not all the planets are very bright, and, for our purpose, only 4 need be mentioned. Their positions relative to the stars and to each other, vary throughout the months.

(i) VENUS, which is always near the sun and either sets and rises before it (when it appears as the very bright white "morning star") or sets and rises after it, and is then seen as the very bright white "evening star".
(ii) JUPITER, usually a long distance from the sun, is also very bright and white.
(iii) SATURN, a greenish coloured planet well clear of the sun.
(iv) MARS, a red planet, usually well clear of the sun.

None of the planets twinkle - they shine with a clear, steady light, whereas the stars all twinkle. If you see a very bright "star" which does not twinkle, it is either Venus, Jupiter, Mars or Saturn. Their movements are too difficult to attempt to show in these elementary notes. However, they follow the path of the sun and are usually high in the sky in winter and lower toward the northern horizon in summer. In a big telescope the moons of Jupiter, and the luminous rings around Saturn can be seen.

POSITION OF OBSERVATION

14. These notes deal with the sky as seen at 8 p.m. in early June 42 from near BRISBANE (latitude 28° S). As the stars rise 4 minutes earlier each night if you look at them at 7 p.m. they will be 15° of arc nearer to the eastern horizon than shown in these notes. If you look at 9 p.m. they will be 15° of arc nearer the western horizon. ORION is visible now in the western sky only if you look as soon as it is dark. In a few weeks it will have set before it gets dark. See para 30. These notes can be used for about 3 to 4 months if allowance for progression is made.

15. The diagrams are approx to scale but different diagrams are of different scales.

THE SOUTHERN CROSS AND THE SOUTH

16. At night it is possible to find the points of the compass by looking at the sky. It is most easily done by finding the South Celestial Pole from the Southern Cross. But first you must learn to recognise the constellations.

17. The Southern Cross is perhaps the best known constellation in the Southern Hemisphere and as in these latitudes it is nearly circum-polar (can be seen all night all the year round) it has been used as a starting point. When the Southern Cross has its longer axis vertical (whether pointing upwards or downwards does not matter) the Cross is practically due south; it is in this position about 8 p.m. at the beginning of June. (To be more exact: when the line joining the foot of the Cross to Beta Hydri is vertical this line is due south and passes through the Celestial Pole. See para 19).

TO FIND THE SOUTHERN CROSS AND POINTERS

18. Face due south and look up at an angle of about 70°: you will see the Southern Cross and the Pointers like this:



Whilst the two Pointers point to the Cross, the shorter axis of the Cross points to the Pointers.

Of the two Pointers the one furthest from the Cross is the brighter. It is, in fact, a double star. In the Cross itself the

brightest star is at the foot. The two stars on the right side of the Cross are comparatively dull.

THE MILKY WAY

19. If the moon is not up it will be noted that the Southern Cross lies in a band of cloudy light which stretches across the sky from horizon to horizon, from east to west. This is "The Milky Way". Close to the left side of the Cross is a "black hole" in the Milky Way. This is called the "Coal Sack" (in aboriginal folk lore the "Emu"). The "light" of the Milky Way is due to the light from myriads of distant stars.

SOUTH CELESTIAL POLE AND BETA HYDRI

20. 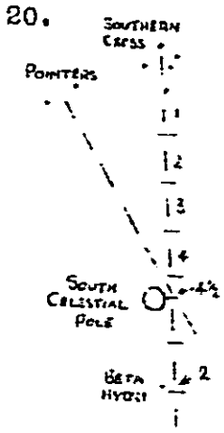

If you prolong the longer axis of the Southern Cross four and a half times it brings you to the South Celestial Pole near which there is no visible star. If, however, you continue another two lengths of the Cross you will see, slightly left of the line, a dullish star which is Beta Hydri. This is the nearest visible star to the South Celestial Pole. The position of the South Celestial Pole (which was just described as being four and a half times the length of the longer axis from the foot of the Cross) is also fixed at the intersection of the perpendicular bi-sector of the line joining the Pointers and the longer axis (produced) of the Southern Cross. From para 9 above you will know that the height of the Celestial Pole above the horizon is equal to the latitude of the place at which you are standing.

FALSE CROSSES

21. From the Southern Cross follow the Milky Way towards the west a matter of three hands-breadths and you will find a constellation consisting of four brightish stars. This, one of the false crosses, is about twice as big as the Southern Cross and has the cross-piece tilted in the opposite direction to that of the Southern Cross (for neither of them has the cross-piece square to the longer axis). The false cross looks like this:

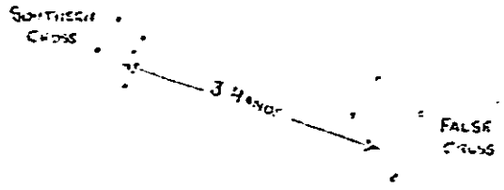

Half way between the brightest star in the Southern Cross (the one at the foot) and the false cross just described and below this line is another false cross. This is similar in size to the first false cross mentioned; but is upside down; the brightest star is at the "head" of this false cross and its longer axis is NOT parallel to either of the other crosses. It looks like this:



CANOPUS AND ARGO

22. Join the brightest star in the true Southern Cross to the brightest star in this last false cross and continue a similar distance. This brings you near to a very bright star (now about 18° above the horizon). This is Canopus. (A perpendicular from Canopus to the axis produced of the Southern Cross meets it almost at the Celestial Pole). The false crosses, together with Canopus and the stars between the Great Dog and the Southern Cross form the ship "ARGO". Do not attempt to see a

likeness to any ship: you'll fail.

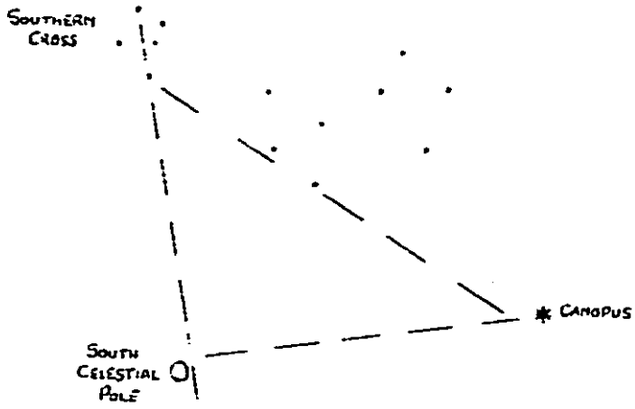

THE GREAT DOG AND SIRIUS

23. Join the bright star at the foot of the Southern Cross to Canopus and making there an angle of 135°; continue it on for the same distance and you will pass through a very bright star low down on the western horizon. This is Sirius, the brightest star in the sky. If the light from Sirius equals 100 then the light from Canopus, the second brightest star in the sky, only equals 52. Sirius forms a shoulder of the Great Dog which looks like this: (rather like a young child's drawing of a dog which, at this time of year, is running down a steep slope into the west)

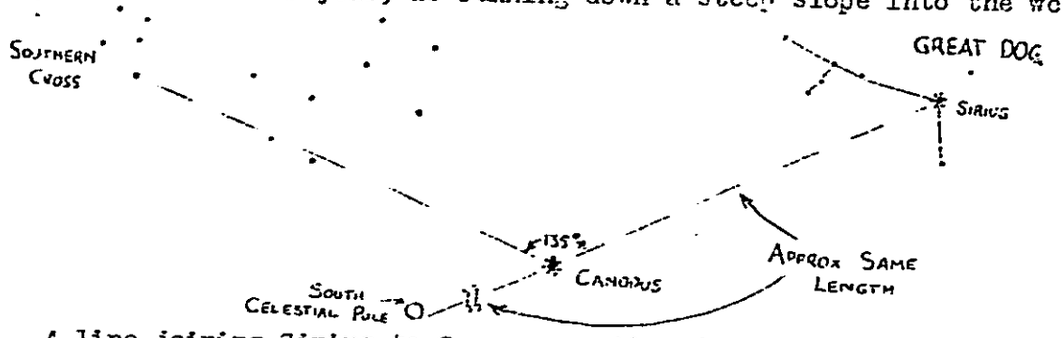

A line joining Sirius to Canopus continued on for an equal distance brings you nearly to the South Celestial Pole.

ANOTHER METHOD OF FINDING CANOPUS

24. Face due south; turn half right and 18° (one full stretch of the hand) above the horizon is Canopus, the second brightest star in the sky.

THE SCORPION AND ANTARES

25. Now work eastward from the Southern Cross. Join the brightest star in the Southern Cross (the one at the foot) to the brighter of the two Pointers and go on for double the distance: you will have come to a little group of brightish stars lying right in the path of the Milky Way. They are like this :



These form the "tail" and "sting" of the Scorpion, one of the most easily recognised and largest constellations in the sky. To us in the Southern Hemisphere the Scorpion, when rising, appears upside down but you must remember that all these constellations (except the ones near

the South Celestial Pole) were named by people in the Northern Hemisphere. These people were all awake early in the evening and would talk of the stars as they saw them rising. We see the stars as they rise in a position upside down to that in which they saw them as they rose.

The Scorpion consists of five segments, each of three stars, like this: (it has a broad "front" and curved-over "sting")



The bright reddish coloured star in the second segment is called "ANTARES". Other red stars are BETELGEUSE and ALDABARAN. MARS is a red planet.

THE ARCHER

26. Immediately below the "sting" of the Scorpion and with the "arrow" and "bow" portion almost in the Milky Way is the "hand", the "bow" and the "arrow" of the Archer, who is shooting an arrow into the middle segment of the Scorpion, like this:-



THE VIRGIN, SPICA and THE CROW

27. Almost directly overhead is a bright star. This is SPICA in the constellation of the Virgin. This type of lady might have been easily found by the ancients but she is very difficult for us to find so we will only deal with her as being the one bright star. One and a half hands breadth to the west of it is a group of four stars shaped like this:

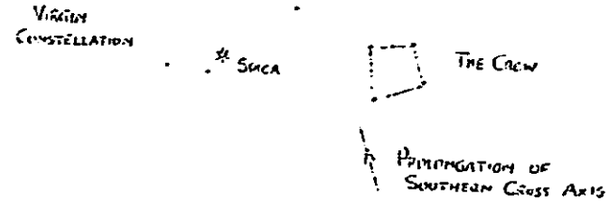

This constellation can also be found by producing the longer axis of the Southern Cross away from the Celestial Pole. It will be noted that no two sides are equal or parallel. The shorter side always points directly at Spica. This group is known as the CROW.

MARS

28. Facing due north and at about 45° elevation is a bright reddish heavenly body. This is not a star, but is the planet Mars. Unlike the fixed stars planets "wander" through the signs of the Zodiacs - the twelve constellations through which the sun and moon move.

THE GREAT BEAR OR PLOUGH

29. Low down on the northern horizon and, probably (by the time you see it) with part of it below the horizon, is Great Bear, like this:

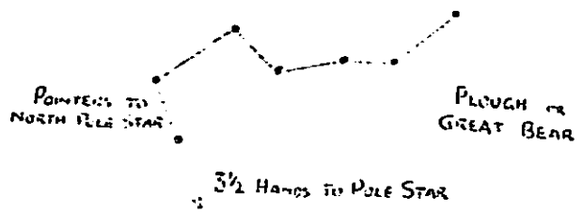

The two pointers point to the NORTH Celestial Pole which is 3½ hands breadth away (below the horizon)

THE LION AND DENEBOLA

30. Take the longer axis of the Crow and continue it towards the western horizon. It will pass close to a fairly bright reddish star about 30° above the horizon which forms part of a group, thus:

A rather childish drawing of a lion

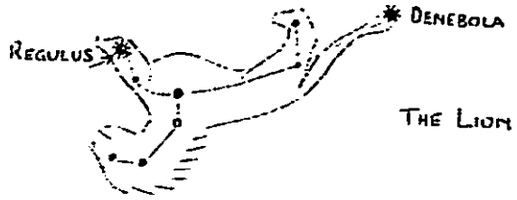

This group is portion of the famous constellation called the Lion. The brightest star, which represents his foreleg, is REGULUS, and the tail, which is the second brightest star, is called Denebola (in arabic "deneb" means a tail and "bola" a lion. There is another star called Deneb which we will see in later notes forms the tail of the Swan).

ORION

31. If you start your star gazing as soon as it is dark you will see low down on the western horizon the most famous of all constellations - Orion - which looks thus:

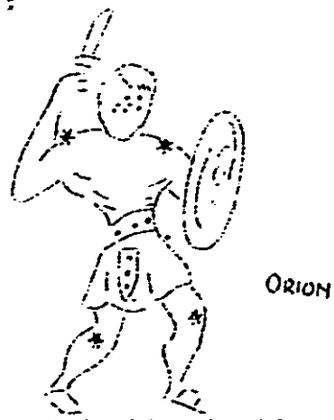

A crude drawing of a man with broad shoulders, narrow waist encircled by jewelled belt in which is a jewelled scabbard of a dagger.

In his belt the star nearest to his shoulder rises and sets due east and west. Of course during its transit across the sky it is of no particular value.

THE CENTAUR

32. Between the head of the Scorpion and the Southern Cross is a group of fairly bright stars which make no real recognisable shape but which form part of a huge constellation known as the Centaur. The Cross is really part of this constellation.

THE MAGELLAN CLOUDS

33. On a night when there is little or no moon you will see in the south two cloudlike effects, like detached bits of the Milky Way. These are known as the Greater and Lesser Magellan Clouds and may be used to

determine roughly the position of the South Celestial Pole. Join the two Magellan Clouds and imagine them to form the base of an equilateral triangle whose apex is on the same side of the base line as the Southern Cross. The apex would roughly mark the South Celestial Pole.

SIGNS OF THE ZODIAC

34. The signs of the Zodiac (see para 27) are, in sequence:

Name	Constellation	These constellations are due north at 9 p.m. in the month of:	Remarks
THE RAM		Dec	
THE BULL		Jan	
THE HEAVENLY TWINS		Feb	
THE CRAB		Mar	very faint
THE LION		Apr	
THE VIRGIN		May	
THE SCALES		Jun	very faint
THE SCORPION	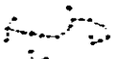	Jul	
THE ARCHER		Aug	
THE SEA-GOAT		Sep	faint
AQUARIUS		Oct	faint
THE FISH		Nov	faint

THE BRIGHTEST STARS

35. The brightest stars in the sky are of approx relative brightness and are in the constellations shown below:-

Star	Relative brightness	Constellation
Sirius	100	The Great Dog
Canopus	52	The ship "Argo"
Vega	21	Lyre
Capella)	19	The Charioteer (Auriga)
Arcturus)		Boötes
Alpha Centauri (the brighter star of the Pointers)	17	The Centaur (½ man ½ horse)
Rigel	17	Orion
Procyon	15	The Little Dog
Achernar	13	The River Eridanus
Beta Centauri (the duller of the Pointers)	11	The Centaur
Altair	10	The Eagle
Betelgeuse	10	Orion
Aldebaran	9	Bull
Alpha Crucis)		The Southern Cross
Spica)	8	The Virgin
Pollux)		The Heavenly Twins
Antares)		The Scorpion
Formalhaut)		The Southern Fish
Denebola)	7	The Lion
Regulus)		The Lion
Beta Crucis)		The Southern Cross

36. Methods of finding south have been shown you in paras 17, 20, 22, 23, 29 (north), 31 (east or west), 33. These methods give true south (or as stated), but as mentioned in para 5 you should be able to know the direction in which you are facing because you recognise a star or

constellation and from constant observation know that it is in such and such direction and that therefore the other main points of the compass are there and there, and there. Further methods of orienting yourself will be given in further notes later.

Distribution:

To Coys and Equivalents

C.M.L.E.
Jun 42.

War Diary
GIII(O)

Appx E.

SECRET

SUBJECT: RETURN OF PERSONNEL WITH LANGUAGE QUALIFICATIONS

HQ 7 Aust Div,
GSI/37/2/19

5 Jun 42

1. FIRST AUST ARMY require a return of personnel having a knowledge of non-European languages and dialects spoken in SW Pacific area.

2. All formations and units 7 Aust Div will render this return to reach HQ 7 Aust Div by 12 Jun 42. Names etc, as in para 3, of personnel drafted to a unit after submission of this return and having these language qualifications, will be fwded as they occur.

3. Linguists will be classified in gps for languages under the following headings:

Number:

Rank:

Name:

Unit:

Language:

Speak:

Read:

Write:

Degree of Proficiency:

4. Nil returns will be fwded if applicable.

J. J. Schofield Cas
Col.
GS 7 Aust Div.

DISTRIBUTION:

Bdes and Div Tps

SECRET

Appx 2.

TRG IN CO-OPERATION WITH AIR FORCES

HQ 7 Aust Div
8 Jun 42.
SG2/5/35.

1. (a) 5 AC Sqn RAAF at TOOWOOMBA is available for army co-operation.

(b) 8 Pursuit Gp American Air Force with one pursuit sqn under comd may be available for co-operation in direct air support.

(c) An air support control unit is att to 1 Aust Corps and can provide at present two tentacles for inf bdes and one for div HQ.

2. The following trg objectives are to be completed by 31 Jul.

(a) An exercise in direct air support held in conjunction with div and bde skeleton exercises and exercises with tps.

(b) Practice in co-operation between div and bde HQs and Tac R A/C.

(c) An exercise with each inf bn to practise inter-comn between ground and air.

(d) Control of arty fire by arty R A/C using the latest procedure.
Instns on this matter will be issued separately.

(e) Air photography as required by units.
This matter will be dealt with separately.

3. Dates on which aircraft will be available to formations will be allotted by this HQ as soon as possible.

4. Distributed for infm as shown below are:-

(a) Notes on inter-comn between ground and air.

(b) A suggested air co-operation programme for bn exercises.

(c) Notes on an army co-operation sqn.

(d) Notes suitable for a lecture on air forces.

18 Aust Inf Bde	5	(incl fd regt)
21 " " "	5	(" " ")
25 " " "	5	(" " ")
RAA 7 Aust Div	2	
RAE 7 " "	1	
Sigs 7 " "	4	
HQ Comd AASC	1	
ADMS	1.	

for Col.
GS 7 Aust Div.

Distribution

To bdes and div tps.

Appx G.

SECRET

ROUTE SIGNS

HQ 7 Aust Div,
SG20/1/62.
16 Jun 42.

1. 7 Aust Div SG20/1/61 of 15 Jun 42 on above matter is cancelled.

Col.
for GS 7 Aust Div.

Distribution:

To Bns and Equivalents

SECRET

ROUTE SIGNS

HQ 7 Aust Div
15 Jun 42

3G20/1/61

1. Marking of Army or Corps rd responsibilities is to be carried by NON-div units. Markin. of other routes within div area is an engr responsibility.

2. The standard route sign will be:-

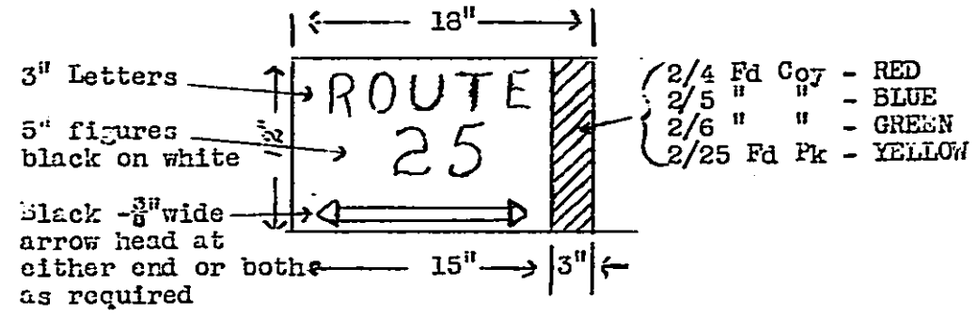

3. Fd Coys carrying out markings will maintain a uniform colour in right hand portion of signs.

4. Att as appx is schedule of numbers for main routes in div area. Other routes in bde areas will be marked similarly as required. Numbers for these are allotted as follows :-

40 to 60 incl to 2/4 Aust Fd Coy.

60 to 80 incl to 2/5 Aust Fd Coy.

80 to 100 incl to 2/6 Aust Fd Coy.

100 to 120 incl to 2/25 Aust Fd Pk Coy.

5. HQ 7 Aust Div will be advised by HQ RAE of routes marked with these numbers.

[signature]
Col
GS 7 Aust Div

Distribution.

To bns and equivalent units.

SECRET.

PROPOSED NUMBERING OF MAIN ROADS WITHIN AREA MAROOCHYDORE - BRISBANE RIVER - KILCOY ESK - IPSWICH.
SUGGEST MINOR ROADS WITHIN BDE AREAS BE NUMBERED WITHIN BDES.

Road No	ROUTE	MAPS
1	KILCOY - ESK - ARAKOON - WANORA - IPSWICH.	GYMPIE - IPSWICH 1/253,440.
2	KILCOY - MOORE - BLACKBUTT, YARRAMAN - NANGO - KINGAROY - MURGON.	GYMPIE 1/253,440.
3	KILCOY - JIMNA - MURGON	GYMPIE 1/253,440.
4	NANGO - MURGON	GYMPIE 1/253,440.
5	KILCOY - WOODFORD - CABOOLTURE	GYMPIE 1/253,440. " IPSWICH
6	WOODFORD - BELRAH	GYMPIE 1/253,440.
8	ELIMBI. YANDINA - HARBOUR - WOOMBYE - LANDSBOROUGH CABOOLTURE - PETRIE - STRATHPINE BALL HILL - ASPLEY CHERMSIDE - KEDRON - WINDSOR - BRISBANE.	(GYMPIE " (IPSWICH " (BRISBANE "
9	Rd junction. Ref 177863 - MAROOCHYDORE	ELIMBI 1/63.360
10	Rd junction Ref 187844 - MOOLOOLABA	LANDSBOROUGH 1/63.360 " " " "
11	Rd junction Ref 222743 - CALOUNDRA	(LANDSBOROUGH 1/63.
12	Rd junction Ref 204735 - Rd junction ref 133633	(360
13	BELLBURRUM - BRIBIE VIEW	(REDCLIFFE 1/63.360.
14	CABOOLTURE - TOORBUL	(CABOOLTURE 1/63.360 (REDCLIFFE 1/63.360. " " " " " " " "
15	Rd junction, Ref 131404 - TOORBUL PT.	(Caboolture 1/63.360
16	CABOOLTURE - BEACHMERE.	(Samford 1/63.360
18	MORAYFIELD Stn - Rd junction. Ref 192.295	
19	Rd junction Ref 143276 - DECEPTION BAY.	
20	Rd junction Ref 147257 - PETRIE	
21	Rd junction Ref 219205 - REDCLIFFE - SCARBOROUGH PT.	REDCLIFFE 1/63.360
22	Rd junction Ref 183166 - DOWLEYS ROCK	BRISBANE 1/63.360
23	Rd junction Ref 146157 - PINE RIVER - Rd junction Ref 190121	(SAMFORD 1/63.360 (BRISBANE 1/63.360
25	PETRIE - DAYBORO - MT PLEASANT - MT NEEDHAM - CREEK - D'AGUILAR	(SAMFORD 1/63.360 (CABOOLTURE 1/63.360 (LANDSBOROUGH "
26	DAYBORO - ARMSTRONG - ROSSLEA - SAMSONVALE - MT SAMSON - CEDAR CREEK - SAMFORD - FERNY GROVE - GAYTHORNE - ASHGROVE - NEWVILLE GROVE - BRISBANE	(CABOOLTURE 1/63.360 (SAMFORD " (BRISBANE " SAMFORD 1/63.360
27	Rd junction Ref 153101 - SAMSONVALE	" "
28	STRATHPINE - EATON'S HILL - EATONS CROSSING Rd junction Ref 037045	(SAMFORD "
29	Rd junction Ref 122059 - ASHBY CREEK ASPLEY	(BRISBANE " " "
30	Rd junction Ref 059046 - DALPERS CROSSING STAFFORD - KEDRON	
31	STRATHPINE - SANDGATE - BRIGHTON - CLONTARF POINT - MARGATE - REDCLIFFE	(SAMFORD 1/63.360 (BRISBANE " (REDCLIFFE "
32	SANDGATE - BOONDALL - VIRGINIA - NORTHGATE - TOORBUL - CLAYFIELD - VALLEY - BRISBANE	BRISBANE 1/63.360 " " " "
33	Sandgate - Rd junction Ref 177069	
34	Rd junction Ref 185035 - Rd junction 234025	
35	CRIBB ISLAND - HODGES LAGOON - DUNSBEN STATION HAMILTON - BOWERS - VALLEY	" " " "
36	WYNNUM - MANUNDAH - Rd junction 242936	
37	BRISBANE - IPSWICH	IPSWICH 1/253,440

Appx H.

CAMFLG

HQ 7 Aust Div
18 Jun 42

G64/1/1301

1. Recent observations of camps and bivouac sites indicate the necessity for greater attention to concealment and camflg. In most camp areas, the natural cover provided by the bush facilitates the concealment of a camp, although maintenance of this concealment demands constant attention and supervision. It is directed that in future, greater care will be given to the matter of camflg, not only because of the necessity for concealment, but also to provide tng for the tps in this subject.

TENTS

2. (a) Siting - Tents must be sited to make full use of available natural cover. The south side of trees should be used so that shadow conceals the tents for the greater portion of the day.

(b) Painting - Many tents are still unpainted. Indents will be submitted for camflg emulsion on the basis of 2 gals per tent; this is an engr supply (and indents should be endorsed accordingly). New white tents should be mudded, as full requirements of camflg emulsion are not immediately available.

(c) Rolling of tent flaps - When tent flaps are rolled, care must be taken to ensure that only the painted surface is exposed; in no case will tent flaps be thrown back to expose the white interior surface of canvas.

VEHS

3. In many cases vehs have been lined up on car parks, with no attempt at dispersal or concealment, frequently in open areas when ample shade is available near by. Normally, vehs will be parked with windscreens facing away from the sun; where this is not possible, the glass will be covered with a bag or ground sheet. Disruptive painting of all vehs will be completed at earliest opportunity.

NETS

4. There is insufficient garnish on practically all nets. An increased scale has been applied for, but until that is available vegetation or articles such as straw bottle-covers should be used to "thicken up" the garnish. Nets to be used on defensive posns etc, are in excess of War Eqpt scale; this fact should be entered on indents when they are submitted, as the supply of such nets is an engr matter.

TRACKS

5. An increasing number of tracks is becoming apparent in unit areas. Although in some cases track plans have been laid down, there is a tendency to allow more tracks, particularly foot tracks, to develop. Supervision must be maintained, as this is a matter of educating tps to the standard required. All vehs entering camp areas will conform to local track discipline. Adequate sign posting of areas is essential.

BUILDINGS

6. Kitchens, latrines, etc, should be sited as for tents and will be painted or mudded immediately on completion. Construction material will be kept under cover, and the natural vegetation disturbed as little as possible during construction.

7. Full use should be made of the knowledge gained by students at recent camflg schools.

for Col
GS 7 Aust Div

Distribution.

To Coys and Equivalents.

Appx J.

CO-OPERATION IN TNG - 3 & 7 AUST DIVS

HQ 7 Aust Div,
G214/1/1245.
25 Jun 42.

GENERAL

1. To assist in the closest co-operation between 3 and 7 Aust Divs, the following arrangements have been made.

AFFILIATION

2. For visits, attachments and co-operation, units will be affiliated for tng as follows:-

(a) 18 Aust Inf Bde Gp with 4 Inf Bde Gp

Inf	Arty	Engrs	Fd Ambs
2/9 Bn - 22 Bn 2/10 " - 29 Bn 2/12 " - 46 Bn	2/5 Fd Regt - 4 Fd Regt	2/4 - 4 Fd Coys	2/5-4 Fd Ambs

(b) 21 Aust Inf Bde Gp with 10 Inf Bde Gp

Inf	Arty	Engrs	Fd Ambs
2/14 Bn-24 Bn 2/16 Bn-37 Bn 2/27 Bn-52 Bn	2/4 Fd Regt - 2 Fd Regt	2/6 Fd 10 Fd Coys	2/6-10 Fd Ambs

(c) 25 Aust Inf Bde Gp with 15 Inf Bde Gp

Inf	Arty	Engrs	Fd Ambs
2/25 Bn-57/60 Bn 2/31 Bn - 58 Bn 2/33 Bn - 59 Bn	2/6 Fd Regt - 8 Fd Regt	2/5 -15 Fd Coys	2/4-15 Fd Ambs

(d) 2/7 Aust Cav with 8 Recce Bn

(e) HQ 7 Aust Div and Div tps with HQ 3 Aust Div and Div tps.

INTERCHANGE OF PERSONNEL

3. Parties from units of 3 Div will be att to affiliated units in 7 Aust Div for periods of seven days, during which time they will live and train with appropriate sub-units.

4. When parties comprise selected personnel, they will be distributed for living, work and tng to corresponding parts of the affiliated unit; where they comprise complete sub-units (i.e. a sub-sec), the method of employment will be arranged between the CREs and ADMSs, respectively, concerned.

5. First parties, as under, will arrive at units pm on Mon 29 Jun.

(a) Inf Bn

	Offrs	NCOs	ORs	
Bn HQ	1	1(1Sgt)	2	(1 clerk)
HQ COY(HQ)	1(OC)	-	1	
Sig Pl	-	1(Sgt)	2	
AA Pl	1	1(Cpl)	2	
Mortar Pl	-	2(Sgt & Cpl)	2	
Carrier Pl	-	1(Sgt)	2	
Pnr Pl	-	2(Cpls)	1	
Adm Pl	1(TO)	2	4	
Rifle Coys	4(incl 1 coy comd)	8	36	
Totals				
Bn HQ	1	1	2	
HQ Coy	3	9	14	
Rifle Coys	4	8	36	
	8	18	52	Total Bn - 78

(b) Fd Regt
3 offrs each regt
6 WOs or Sgts per tp plus 1 survey party NCO
1 Orderly Room Sgt
1 WO or NCO of Regtl Q Staff
to each fd firing practice party as arranged.

(c) A Tk Regt
4 offrs from regt
16 tp NCOs, 1 Orderly Room Sgt, 1 NCO of Regtl Q Staff
to each fd firing practice party as arranged.

(d) Fd Coy
One sub-sec complete.

(e) 3 Recce Bn

	Offrs	NCOs	ORs
Bn H.Q.	1	1	1
AA Pl of H.Q. Coy	1	-	2
Sig Pl	-	2	2
Mortar Pl	1	1	1
A Tk Pl	1	1	2
Adm Pl	1	2	2
Coys	6	2	27
Totals	11	9	37

Total Bn 57

(f) Fd Amb
1 Sub-sec

	1	3	7

Total Amb 11

(g) Visits of A & G offrs from 3 Aust Div to 7 Aust Div have been arranged as follows:-

	A & Q	G
Jun 15-16	Capt D Brohony (A/DA&QMG)	Capt I H Barnes (GIII(CW))
Jun 17-18	Capt R Tonkins (DA&QMG(L))	Lieut S R Stephens (GIII(O))
Jun 19-20	Lieut McCaffery(DA&QMG)	Capt H W Rayson (GIII(O))
Jun 21-22	Capt McKellar(DADOS(E))	Lieut R L Coulter (LO3)
Jun 23-24	AQ Sgt Clerk	Capt A S Sturrock (LO2)
Jun 25-26		Lieut G R Waters (IO)

VISITS TO 3 DIV

6. One pl (selected personnel) from each inf bn of 7 Aust Div will visit affiliated units in 3 Div for a period of seven days, during which time they will carry out normal tng and stage such demonstrations etc as may be agreed between respective COs. Visits will begin as soon as possible, under arrangements to be made between affiliated bdes. Programme of visits arranged will be submitted to this HQ for infm.

ARTY

7. CRA 7 Aust Div with CRA 3 Aust Div will arrange visits of selected tps from fd regt and A Tk regt on the basis of inf pl visits (para 5).

SCHOOLS & COURSES

8. (a) Personnel from 3 Aust Div Arty are attending courses of instn at 2/6 Aust Fd Regt.

(b) A carrier course is being arranged to commence shortly. Separate instns will be issued to units concerned.

TRANSFER OF AIF PERSONNEL

9. About 10 offrs and 50 ORs with active service experience are being seconded or att to 3 Div.

ADM

10. Personnel visiting or att to affiliated units will be under the affiliated units for local adm. Such personnel will take -

personal eqpt
blankets
tentage.

C.M. Kellett. Col
GS 7 Aust Div.

Distribution

To Bns & equivalent units

Copies for infm to -
1 Aust Corps
3 Aust Div

Appx 1.

SMALL ARMS TRAINING

LMG COURSE - (BREN)

HQ 7 Aust Div
28 Jun 42.
G214/1/1255.

No	Practice	Target	Range	Rounds	Detail	Remarks	HPS
1	Rapid Application (Single rounds & Automatic)	small	200	17	Lying. Gun rested on suitable cover. Gun loaded, sight adjusted and firer in position with butt in contact with the ground. When target appears, the firer will engage it with 2 single rounds, then change to "automatic" and continue with bursts of about 4 to 5 rounds. Exposure = 30 seconds.	To obtain effective fire on a vulnerable target exposed for a limited period and to practise change of method of fire while doing so. Scoring Each direct hit inside 4 ft circle on target = 2 points.	34
2	Action and Distribution (Automatic)	LMG Screen	300	25	Ammunition arranged in 2 magazines (15 in one; 10 in other). Firer lying behind gun, 5 yds in rear of firing point, magazines in pouch equipment*. Sights at 200. On the order (or signal) "Action" he will carry the gun forward to position (as in practice 3), load adjust sight and open fire, distributing his fire irregularly in bursts so as to engage all portions of the target. Time = 1 minute from "Action" being given. * Where pouch equipment is not available the magazines will be placed on the ground at the firing point position.	To practise drill procedure and the effective engagement of a linear target at a rapid rate of fire. Scoring Each rectangle containing 1 direct hit 4 points 2 direct hits 5 points 3 direct hits 6 points 4 or more 7 points.	35

No	Practice	Target	Range	Rounds	Detail	Remarks	HPS
3	Fleeting Target (Automatic)	Large	300	15	15 rounds in one magazine. Firer in position on the firing point. Gun with magazine on but not loaded, sight adjusted and butt in contact with the ground. On the appearance of the target, the firer will load and engage it. Exposure = 15 seconds.	The quick engagement of a surprise target. Scoring Each direct hit inside 6 ft circle on target = 2 points	30
4	Fixed Line (Optional)	Large	Any convenient between 600 & 300	Any Spare Amn	The gun should be aligned on the target by a competent instructor. The gun will then be removed, the tripod moved and firers practised in turn in engaging the target as a fixed line position. To be done by demonstration.	Scoring nil.	-
				57	CLASSIFICATION		99

Marksman 85 pts
1st class shot 75 "
2nd " " 60 "

Capt
Brabander Jnr
Col
GS 7 Aust Div.

Distribution

Coys and equivalent units.
Less:- 2/7 Aust Div Camflg Tng Unit
2/7 Aust Div Postal Unit
2/7 Aust Div Sec Corps Reception Camp
"C" Sec FSS
AAOC
2/7 Aust Div Pro Coy
2/7 Aust Div Fd Cash.

Appx K

SMALL ARMS TRAINING
RIFLE COURSE
BAYONETS FIXED FOR ALL PRACTICES UP TO AND INCLUDING 300 yds.

HQ 7 Aust Div
28 Jun 42.
G214/1/1254.

No	Practice	Target	Range	Rounds	Detail	Remarks	HPS
1	Grouping	Grouping-small	100	7	Lying. Wrist or forearm rested. Sandbags should be adjusted to suit firer. 2 rounds into stop butt to warm barrel. 5 rounds at target. No time limit.	Scores to be telephoned or signalled at end of practice and MPI indicated by spotting discs	4"Gp = 25 8"Gp = 20 12"Gp = 15 12"Gp with 1 wide = 10
2	Application	Small	200	7	Lying in open.	Two initial shots as "sighters" (not to count).	25
3	Snap-shooting	Large snap disc	200	5	Standing in the open. Firer may be in aiming position when target appears. 5 exposures of 4 seconds each. 1 shot to be fired at each exposure. An interval of 10 seconds between exposures.	Fired immediately after practice 2 without leaving the mound. Scores to be telephoned or signalled on conclusion of practice and hits indicated by spotting discs. No marking during practice.	25
4	Application	Large	300	7	Kneeling in the open.	Two initial shots as "sighters" (not to count)	25

P. T. O.

No	Practice	Target	Range	Rounds	Detail	Remarks	HPS
5	Attack (Fire with movement)	Large	500/50	10	Firer in position (kneeling) at 500. Rifle fully loaded. On appearance of target move to 400 and fire 2 rounds in lying position. Fix bayonets. On reappearance of target, move to 300 and fire 2 rounds in sitting position. On reappearance of target, move to 200 and fire 2 rounds in kneeling position. On reappearance of target, move to 100 and fire 2 rounds in standing position. On disappearance of target firer will advance at "High Port". He will halt and fire 2 rounds in standing position when the target appears.	Scores will be telephoned or signalled at conclusion of the practice and hits indicated by spotting discs. 1st, 2nd, 3rd and 4th exposures of target will be for 1 minute each, with an interval between exposures of 15 seconds on each occasion. 5th exposure to be for 8 secs and to be made before the firer passes the 50 yard point. Good control and fire discipline is essential.	50
6	Firing from the hip (optional)	Figs 2 or 3 placed in front of mantlet	100	Any spare amn	To be fired if possible by a party or section of firers under control of an NCO. The initial round will be fired whilst the party are stationary; the detail will then advance and will fire the remaining rounds as ordered by the NCO in control.	Good control and fire discipline essential. Suitable intervals to be maintained between firers. Firers must not halt to fire whilst advancing.	-
				36	CLASSIFICATION Marksman 125 pts 1st-class shot 110 pts 2nd-class shot 85 pts		150

Distribution
Coys and equivalent units.
Less :- 2/7 Aust Div Comflg Tng Unit. 2/7 Aust Div Postal Unit
AAOC 2/7 Aust Div Sec Corps Reception Camp
2/7 Aust Div Pro Coy "C" Sec FSS
2/7 Aust Div Fd Cash.

Capt
Bulcock for Col
GS 7 Aust Div.

Appx d

SECRET

COMBAT EFFICIENCY REPORT

Bdes and Div Tps.

HQ 7 Aust Div.
28 Jun 42.
SG52/3/51.

1. 7 Aust Div SG52/3/7 of 5 May and SG52/3/48 of 23 Jun 42 are cancelled.

2. A monthly report upon operational efficiency will be furnished by:

(i) bde gp comds (to show units);
(ii) div tp comds of major units (bn or equivalent) NOT included in bde gps.

3. A single copy of the report must reach HQ 7 Aust Div by 13th of each month and will forecast posn as at 15 of each month.

4. Att appx "A" shows the form in which the report is to be submitted. For any unit or gp the coln "fitness of comd" will be inserted by the next higher comd.

[signature] Lieut Col.
GS 7 Aust Div.

SECRET

APPX "A" to 7 Aust Div SG52/3/51 of 28 Jun 42.

COMBAT EFFICIENCY REPORT - (gp or unit)

For month ending.....

Date.....

Serial Number (a)	Formation etc (b)	Role (c)	Present employ-ment (d)	Fitness of Comd (e)	General standard of offrs & NCOs (f)	Phase of tng covered during month (g)	Type of warfare formation considered capable of (Note 1) (h)	Remarks (i)

Note 1. The following types of warfare will be used as a basis of classification. (If a gp or unit tng allows of a certain type of op, but lack of W Eqpt precludes its use, a note to this effect will be made in the remarks coln.)

TYPE A. Efficient and experienced for mob offensive ops.
" B. Efficient as a formation for mob offensive ops, but not experienced.
" C. Individual bdes are efficient for mob offensive ops, but higher tng has not been completed.
" D. Individual bdes are efficient in a static role. Additional bde and higher tng is required.
" E. Units have completed tng. A considerable amount of bde and higher tng is required.
" F. Unit tng is NOT yet complete. (Where this applies a statement is required as to when it is expected to be completed).

Note 2. Explanation of (d) -

Assembly
Tng
Preparation for ops, etc.

TNG - RIFLE RANGES

HQ 7 Aust Div,
30 Jun 42.
G178/1/1263.

1. The undermentioned rifle ranges have been approved for use as required by units of 7 Aust Div.

2. Co-ordinating authorities will arrange for suitable dates for all units in their area.

Locality	Co-ord Authority	Capt or Secretary	Remarks
			Targets
CALOUNDRA	21 Aust Inf Bde	No club	
COOLKI (YANDINA)	21 Aust Inf Bde	Mr N P Smith, Cooloolabin Ave, YANDINA	2
NAMBOUR	21 Aust Inf Bde	Not known	
KILCOY	18 Aust Inf Bde	Mr R H Riddle, KILCOY	2
STANLEY RIVER (WOODFORD)	HQ RAA 7 Aust Div	Mr O Racon, WOODFORD	8

3. To gain access to targets it is necessary to give preliminary notice to secretary or capt of the rifle club.

for Col.
CS 7 Aust Div.

Distribution:
Bdes and Div Tps (less Pay, Postal)

Appx 4.

SCREENING OF VEHICLE LIGHTS.

HQ 7 Aust Div
30 Jun 42.
G217/1/1262.

1. In order to conform in principle with the general civil "brown out" policy, action will be taken forthwith to mask veh lights in the following manner:-

(a) Headlamps - Lenses will be painted on the inside with black paint, leaving an unpainted strip 1 inch wide across the lens 1 inch below the horizontal centre line.

(b) Tail lights - All glass surfaces of the rear light will be painted black except for an aperture 1 inch in diameter to show a red light to the rear.

(c) All other lights on the veh will be completely blacked out.

2. This instn does not apply in cases where lamps have been fitted with a satisfactory form of blackout mask, or blacked out in accordance with instns that obtained in the ME.

A.A. Beresford Maj
for Col.
GS 7 Aust Div.

Distribution.

To : Bns and equivalent units.

Appx D.

SECRET

VEHICLE MARKING - UNIT IDENTIFICATION

HQ 7 Aust Div
22 Jun 42.
SG20/1/65.

Ref 7 Aust Div SG20/1/57 of 12 Jun.

1. The following amendments are notified:-

(a) HQ Second Aust Army - delete "Pam's head on boomerang"
insert "side view of a horse".

(b) 5 Aust Div - delete "bullock's head on boomerang"
insert "bear's head on boomerang".

2. Army Tps will be distinguished by a white horizontal bar 1 inch deep across the bottom of the plate bearing the serial number.

3. Corps Tps will be distinguished by a grey horizontal bar 1 inch deep across the top of the plate bearing the serial number.

4. (a) Under HQ Corps Tps, delete serial 112
insert serial 122.

(b) Under Arty Corps Tps, add "Corps A Tk Regt and LAD red and blue horizontal, serial 139."

(c) Under Engrs Corps Tps, add "all bomb disposal coys, blue, serial 161.

5. Ref 7 Aust Div SG20/1/51 of 15 May.

(a) 4 Inf Div - delete "lyre bird on boomerang"
insert "Porcupine on boomerang".

(b) Add Div Fd Cash Office - Black 87.

6. The following vehicle sign has been approved:-

6 Aust Armd Bde Gp Scorpion (already approved for 2 Mot Div).

7. A list of veh unit serial nos for 1 Aust Mot Div and 3 Aust Mot Bde are held at HQ 7 Aust Div.

[signature] Col.
for GS 7 Aust Div.

Distribution :- Tc bns and equivalents.

SECRET

VEHICLE MARKING - UNIT IDENTIFICATION.

HQ 7 Aust Div,
12 Jun 42.
SG20/1/57.

Further to 7 Aust Div SG20/1/51 of 15 May.

1. Units of 7 Aust Div will adopt on 29 Jun new serial numbers for vehs as detailed in Appx "A" to SG20/1/51.

2. The following signs are approved:-

LHQ	.. Rising Sun on Boomerang
HQ First Aust Army	.. Swan on Boomerang
HQ Second Aust Army	.. Ram's Head on Boomerang
HQ 1 Aust Corps	.. Bulldog on Boomerang
HQ 2 Aust Corps	.. Cockatoo on Boomerang
HQ 3 Aust Corps	.. Magpie on Branch
5 Aust Div	.. Bullock's Head on Boomerang
10 Aust Div	.. Snake preparing to strike on Boomerang

3. The following unit serial numbers are notified:-

ARMY TPS

Arm	Unit	Background	Serial Number in white
HQ	HQ	Black	242
	All Air Support Control	"	234
	All Fd Security Secs	"	216
	All Air Liaison Secs	"	257
	HQ Gd Bn	"	290

CORPS TPS

HQ	Corps HQ	Black	107
	Air Liaison Sec	"	112
	Fd Security Sec	"	145
	Air Support Control	"	137
	Defence and Emp Pl	"	120
ARTY	HQ Corps Arty	Red & Blue horizontal	109
	HQ Corps Med Arty	"	100
	A Fd Regt and LAD	"	134
	"	"	142
	"	"	125
	Med Fd Regt and LAD	"	112
	"	"	104
	Svy Regt and LAD	"	119
	Lt AA Regt	"	126
	"	"	114
	"	"	129
	"	"	155
ENGRS	HQ C T Engrs	Blue	101
	Corps Fd Pk and LAD	"	105
	A Fd Coy	"	138
	"	"	141
	"	"	149
	Corps Fd Svy Coy	"	111
	Corps Camflg Tng Unit	"	118
SIGS	HQ Corps Sigs (other than Secs att to units)	White & Blue horizontal	115
INF	Pnr Bn	Green	140
	" "	"	102
	" "	"	113

CORPS TPS

Arm	Unit	Background	Serial No. in white
SUPPLIES & TRANSPORT	HQ C T AASC	Red & Green diagonal	108
	C T Amn Coy	"	136
	C T Sup Coy	"	150
	C T Pet Coy	"	146
	H Q Corps Tpt Col	"	116
	Res MT Coy	"	125
	"	"	131
	"	"	121
	"	"	103
	Lt AA Regt Secs	"	160
	"	"	157
	"	"	106
	"	"	124
MEDICAL	Fd Amb	Black	117
	Fd Hyg Sec	"	170
	CCS	"	151
	"	"	143
	"	"	135
ORD	Ind Bde Gp Ord Wkshop	Red & Blue horizontal	158
	"	"	144
	"	"	167
	Ind Bde Gp Ord Fd Pks	"	127
	"	"	178
	"	"	130
	Army Ord Wkshop	"	185
	Army Ord Fd Pk	"	147
PAY	All Fd Cash Offices	Black	162
POSTAL	Corps Postal Unit	"	154
PROVOST	Corps Pro Coy	"	128
MISCELLANEOUS	All Mob Bath Units	"	152
	All Mob Laundry & Decn Units	"	175
	All Salvage Units	"	166
	HQ Corps Reception Camp)	"	153
	Div Sec " ")	"	
	Div Sec " ")	"	
	Div Sec " ")	"	
	M H & I Unit	"	174
	Mob Cinema	"	168

DIV TPS

ORD	Div Ord Wkshop	Red & Blue horizontal (red on top)	76
	Div Ord Fd Pk		85

[signature] Lt Col.
GS 7 Aust Div.

Distribution:

To Bns and Equivalents.
(21 Aust Inf Bde Gp for infm)

Appx P.

SECRET

LOCATION STATEMENT - TWICE MONTHLY RETURN

HQ 7 Aust Div
2 Jun 42
SG 30/1/123

1. Complete location statements for div tp units and bde gps as at 2359 hrs on 11th and 26th day of each month will be fwded to arrive at HQ 7 Aust Div on 12th and 27th day of each month.

2. First return required on 12th Jun 42 (a single copy will be sufficient).

3. Amendments to these returns are to be fwded as necessary during the remaining period of each month.

S H Buckler Capt
C61
for GS 7 Aust Div

Distribution.
To bdes and div tps.

War Diary

SECRET
Copy No ....21..

AMENDMENT No 5 TO 7 AUST DIV LOCATION STATEMENT OF 25 May 42.

HQ 7 Aust Div
4 Jun 42.
SG30/1/126.

1. CAV

Below 7 Aust Cav insert:-

A Sqn 7 Aust Cav	CABOOLTURE	C	154357.

2. ACK.

Col
GS 7 Aust Div.

Distribution.

As for location statement
add Qld L of C 3 copies
DRO WARWICK 1 copy.

SECRET

Copy No 2 /

AMENDMENT No 6 TO 7 AUST DIV LOCATION STATEMENT OF 25 MAY

HQ 7 Aust Div
6 Jun 42

SG 30/1/127

1. Arty

(i) After 2/5 Aust Fd Regt delete map ref and insert:-

558667

(ii) After 2/6 Aust Fd Regt delete map ref and insert:-

C BOOLTURE C 116384

2. Sigs

(i) After C Sec No 1 Coy delete map ref and insert:-

150703

(ii) After F Sec No 2 Coy delete map ref and insert:-

558667

(iii) After G Sec No 2 Coy delete map ref and insert:-

116383

3. Corps Tps

AME

In Amendment No 4 para 3 (iii) after AMC insert:-

one sec 2/1 FMC KILCOY G 567654

4. ACK.

Col
for GS 7 Aust Div

Distribution.

As for location statement
add Qld L of C 3.
add DRO WARWICK.

SECRET

Copy No 21

AMENDMENT No 7 TO 7 AUST DIV LOCATION STATEMENT OF 25 MAY.

HQ 7 Aust Div,
SG 30/1/127.
10 Jun 42.

1. Under "ref maps" insert SALFORD (S) 1" to 1 mile.

2. Cav

Below A Sqn 7 Aust Cav insert:-

B Sqn 7 Aust Cav [redacted] L. 145928.
C Sqn 7 Aust Cav KILCOY G. 563667.

3. 18 Aust Inf Bde

(i) After 2/31 Aust Inf Bn delete refs and insert:-

BEERBURRUM L. 1251.

(ii) After 2/33 Aust Inf Bn delete refs and insert:-

PETRIE S. 1414.

4. Ack.

Distribution

As for location statement.
and Qld L of C (3)
and DRO WARWICK.
18 Aust Bde.

[signature]
Col.
for GS 7 Aust Div.

SECRET

Copy No. 21.

7 AUST DIV LOCATION STATEMENT AT 2359 hrs 11 JUN 42.

HQ 7 Aust Div,
12 Jun 42.
SG30/1/128.

Ref maps:
EUMUNDI (E) 1" to 1 mile
LANDSBOROUGH (L) 1" to 1 mile
CABOOLTURE (C) 1" to 1 mile
SAMFORD (S) 1" to 1 mile
GYMPIE (G) 1" to 4 miles
IPSWICH (I) 1" to 4 miles

Arm etc	Unit	Place	Map	Map ref
HQ	Adv HQ 7 Aust Div	WOODFORD	L	920538
	Rear HQ 7 Aust Div	"	L	922568
	HQ 18 Aust Inf Bde	KILCOY	G	571656
	HQ 21 Aust Inf Bde	WOOMBYE	E	134878
	HQ 25 Aust Inf Bde	CABOOLTURE	C	112397
HQ Guard	HQ C Coy Aust HQ Gd Bn	WOODFORD	L	920533
	9 Pl " " " "	WOOMBYE	E	134879
	10 Pl " " " "	WOODFORD	L	920538
	11 Pl " " " "	KILCOY	G	571656
	12 Pl " " " "	CABOOLTURE	C	112387
CAV	7 Aust Cav	LANDSBOROUGH	L	150703
	A Sqn		S	152151
	B Sqn	NAMBOUR	E	145928
	C Sqn	KILCOY	G	562668
RAA	HQ RAA 7 Aust Div	WOODFORD	L	911550
	2/4 Aust Fd Regt	NAMBOUR	E	142933
	2/5 Aust Fd Regt	KILCOY	G	561667
	2/6 Aust Fd Regt	CABCOLTURE	C	117383
	2 Aust A Tk Regt	WOODFORD	L	893554
	5 Aust A Tk Bty	KILCOY	G	571656
	6 Aust A Tk Bty	CABOOLTURE	C	123375
	7 Aust A Tk Bty	WOODFORD	L	893554
	8 Aust A Tk Bty	WOOMBYE	E	112877
RAE	HQ RAE 7 Aust Div	WOODFORD	L	935527
	25 Aust Fd Pk Coy	"	L	900558
	2/4 Aust Fd Coy	KILCOY	I	568647
	2/5 Aust Fd Coy	CABOOLTURE	C	105307
	2/6 Aust Fd Coy	FOREST GLEN	L	184844
	7 Aust Div Camflg Trg Unit	WOODFORD	L	935527
SIGS	HQ Sigs 7 Aust Div	WOODFORD	L	920535
	No 1 Coy less C Sec	"	L	935518
	C Sec No 1 Coy	LANDSBOROUGH	L	150703
	HQ No 2 Coy	WOODFORD	L	935518
	E Sec No 2 Coy	NAMBOUR	E	142933
	F Sec No 2 Coy	KILCOY	G	558667
	G Sec No 2 Coy	CABOOLTURE	C	116383
	H Sec No 2 Coy	WOODFORD	L	893554
	HQ No 3 Coy	"	L	935518
	J Sec No 3 Coy	KILCOY	G	571036
	K Sec No 3 Coy	WOOMBYE	E	130870
	L Sec No 3 Coy	CABOOLTURE	C	112397

Arm etc	Unit	Place	Map	Map ref
INF	2/9 Aust Inf Bn	KILCOY	G	584656
	2/10 Aust Inf Bn	"	G	567664
	2/12 Aust Inf Bn	"	C	687451
	2/14 Aust Inf Bn	YANDINA	E	162998
	2/16 Aust Inf Bn	"	E	226874
	2/25 Aust Inf Bn	CABOOLTURE	C	121391
	2/27 Aust Inf Bn	CALOUNDRA	L	325710
	2/31 Aust Inf Bn	BEERBURRUM	L	119516
	2/33 Aust Inf Bn	PETRIE	S	152158
INTELLIGENCE	7 Aust Div Int Sec	WOODFORD	L	920538
	C Sec Aust FSS	"	L	920538
AASC	HQ Comd AASC 7 Aust Div	WOODFORD	L	946500
	4 Coy AASC 7 Aust Div		L	228756
	5 Coy AASC 7 Aust Div	CABOOLTURE	C	112348
	6 Coy AASC 7 Aust Div	KILCOY	G	574653
AAMC	HQ 2/4 Aust Fd Amb	WOODFORD	L	914538
	A and B Coys 2/4 Aust Fd Amb	CABOOLTURE	C	103355
	2/5 Aust Fd Amb	KILCOY	G	578356
	2/6 Aust Fd Amb	LANDSBOROUGH	L	151703
	2/2 Aust Fd Hyg Sec	WOODFORD	L	915544
	7 Aust Dental Unit	PALMWOODS	L	102829
	9 Aust Dental Unit	CABOOLTURE	C	103355
PRO	HQ 7 Aust Div Pro Coy	WOODFORD	L	928528
	No 1 Sec	"	L	928528
	No 2 Sec	"	L	928528
	No 3 Sec	CABOOLTURE	C	1237
	No 4 Sec	NAMBOUR	E	1392
	No 5 Sec	KILCOY	G	5765
	No 6 Sec	WOODFORD	L	928528
PAY	7 Aust Div Fd Cash Office	WOODFORD	L	922568
POSTAL	7 Aust Div Postal Unit	WOODFORD	L	922568
AACC	7 Aust Div Mob Laundry and Fwd Decn Unit	WOODFORD	L	922542
	7 Aust Div Mob Bath	"	L	923569
	7 Aust Div Salvage Unit	"	L	925545
	44 Aust LAD	CABOOLTURE	C	112387
	47 Aust LAD	KILCOY	G	568655
	50 Aust LAD	LANDSBOROUGH	L	150703
	51 Aust LAD	NAMBOUR	E	142933
	52 Aust LAD	KILCOY	G	561667
	53 Aust LAD	CABOOLTURE	C	117383
	54 Aust LAD	WOODFORD	L	893554
	55 Aust LAD	WOODFORD	L	900558
	56 Aust LAD	WOODFORD	L	935518
	59 Aust LAD	WOOMBYE	E	135879
	2/3 Aust A Fd Wkshop			
	7 Rec Sec		L	224774
	8 Rec Sec	CABOOLTURE	C	113377
	9 Rec Sec	KILCOY	G	568655
	1 Aust Ord Fd Pk			
	A Div Sec		L	224774

Arm etc	Unit		Map	Map ref
AAOC	1 Aust Ord Fd Pk			
	B Div Sec	KILCOY	G	568655
	C Div Sec	CABOOLTURE	C	112377
MISCELLANEOUS	7 Aust Div Emp Pl	WOODFORD	L	922568
	7 Aust Div Concert Party	"	L	922568
RECEPTION	7 Aust Div Sec Corps Reception Camp	CABOOLTURE	C	115360

ACK

[signature] Col.
for GS 7 Aust Div.

Distribution:

To Bdcs and Div Tps
plus Sigmaster (2)
1 Aust Corps (2)
First Aust Army (2)
Qld L of C (3)
3 Aust Div (1)
1 Mot Bde (1)

SECRET

COPY No. 21

AMENDMENT No 1 TO 7 AUST DIV LOCATION STATEMENT OF 11 JUN.

HQ 7 Aust Div
18 Jun 42

SG30/1/129

CAV
1. 7 Aust Cav

(1) after A Sqn insert	CABOOLTURE	C	155357
(11) " B Sqn "	MAPLETON	E	032924

AAMC
2. Insert under 2/5 Aust Fd Amb :-

(1) HQ 2/6 Aust Fd Amb	LANDSBOROUGH	L	131703
(11) A Coy " "	PALMWOODS	L	136847
(111) B Coy " "	LANDSBOROUGH	L	131703

PRO
3. 7 Aust Div Pro Coy after No 6 Sec delete ref and insert:-

BRISBANE - EXHIBITION GROUNDS.

4. Ack.

Andrew McLay Lieut
for Col
GS 7 Aust Div

Distribution.
As for location statement.

SECRET
Copy No ....21....

AMENDMENT No 2 TO 7 AUST DIV LOCATION STATEMENT OF 11 JUN.

HQ 7 Aust Div
21 Jun 42.
SG30/1/130.

Ref Maps:- add REDCLIFFE (R) 1" to 1 mile.

1. AASC

(i) After 4 Coy AASC 7 Aust Div delete ref and insert:

WOODFORD	L	949538

(ii) After 5 Coy AASC 7 Aust Div delete ref and insert:

D'AGUILAR	L	957482

2. Pro

. . No 3 Sec 7 Aust Div Pro Coy has been subdivided

(i) One third No 3 Sec	CABOOLTURE	C	117364
(ii) Two thirds No 3 Sec	PETRIE	S	150121
(iii) TCPs located:-	PETRIE	S	150121 and
	South end HORNIBROOK HIGHWAY	R	238123

3. AAOC

(i) Delete ref to 1 Aust Ord Fd Pk and insert:

HQ 2/7 Aust Div) Ord Fd Pk)	WOODFORD	L	922368

(ii) Div Secs will retain names A, B, and C respectively until authority is received for renaming.

4. ACK.

[signature] Capt
Col.
for GS 7 Aust Div.

Distribution as for location statement.

SECRET

Copy No. A1.

7 AUST DIV LOCATION STATEMENT OF 11 JUN 42 - AMENDMENT No 3

HQ 7 Aust Div,
24 Jun 42.
SG 30/1/131.

Inf

1. After 2/16 Aust Inf Bn, delete ref and insert - 236877.

AAOC

2. After 7 Aust Div Mob Bath, delete ref and insert - G 588657.

Ack

Col
for GS 7 Aust Div.

Distribution:

As for location statement.

ARMY FORM C 2130
(Adapted, Large)
(Reprinted 12 Mar. 1942)—M.P.C.

MESSAGE FORM

S/795/I

SERIAL NO.

CALL AND INSTRUCTIONS.			NO. OF GROUPS	OFFICE DATE STAMP
	IN	2-X02 BWC	GR. 64	Hqx Q
	OUT			

(ABOVE THIS LINE IS FOR SIGNALS USE ONLY)

TO 3 AUST DIV 7 AUST DIV 1 MOT BDE RPTD 9

FROM	ORIGINATOR'S NUMBER	DATE	IN REPLY TO NUMBER
1 AUST CORPS	0488	20	—

(WRITE HORIZONTALLY)

Anticipate	for	lowing	tng	ann
will	be	released	shortly	0
303	in	bttl	0	3
div	1312000	(1312000)	rds	0
7 DIV	1500000	(1500000)	rds	0
1	mot	bde	a270000	~~dn~~(270000)
rds	0	Well	adiause	when
available	for	collecting	0	Pistol
and	ATK	tng	ann	not
yet	available			

THIS MESSAGE MAY BE SENT AS WRITTEN BY ANY MEANS (*EXCEPT) (..... WIRELESS)

SIGNATURE

* Originator may delete "except" and insert "including"

THIS MESSAGE MUST BE SENT IN CYPHER IF LIABLE TO INTERCEPTION OR TO FALL INTO ENEMY HANDS

SIGNATURE

ORIGINATOR'S INSTRUCTIONS DEGREE OF PRIORITY 2150 [illegible]

TIME OF ORIGIN 2005

T.H.I. 2110

T.O.R.

(BELOW THIS LINE IS FOR SIGNALS USE ONLY)

SYSTEM IN	TIME IN	READER	SENDER	SYSTEM OUT	TIME OUT	READER	SENDER	SYSTEM OUT	TIME OUT	READER	SENDER
L	2145	Gordon	[illegible]								

Army Form C.2100 (Pads of 100.)

MESSAGE FORM

Serial No.

CALL AND INSTRUCTIONS

IN

OUT

5/827/I

CIPHER

No. of Groups GR.

Office Date Stamp

(ABOVE THIS LINE IS FOR SIGNALS USE ONLY.)

TO 3 Div 7 Div 1 Mot Bde

FROM 1 Aust Corps

Originator's Number 0498

Date 21

In Reply to Number

Following	Eng Amn	will	be	distributed	under
arrangement	Q	0	3	Div	303
ball	200,000	grenades	36	M	rifle
80	7	Div	303	ball	200,000
bombs	3 inch	mortar	HE	900	grenades
36	M	rifle	80	0	1
Mot	Bde	303	ball	100000	bombs

This message may be sent AS WRITTEN by any means.

Signed

In liable to be intercepted or fall into enemy hands, this message must be sent IN CIPHER.

Signed

Originator's instructions
Degree of priority

Time of origin

T.H.I.

(BELOW THIS LINE IS FOR SIGNALS USE ONLY.)

System in	Time in	Reader	Sender	System out	Time out	Reader	Sender	System out	Time out	Reader	Sender
										Reception	

T.O.R. 0850/22

(5/501) Wt. 26314/21. 225m pads 3-40. B.&S.Ltd. 51/5825.

Amd. Form C.2130. (Pads of 100.)

MESSAGE FORM

Serial No.

CALL AND INSTRUCTIONS	IN	CIPHER	No. of Groups. GR.	OFFICE DATE STAMP
	OUT			

(ABOVE THIS LINE IS FOR SIGNALS USE ONLY.)

TO

(2)

FROM			Originator's Number	Date	In Reply to Number
3 inch	Mortar	HE	100	grenades	36
M	rifle	40			

THIS MESSAGE MAY BE SENT AT WRITTEN BY ANY MEANS.

IF LIABLE TO BE INTERCEPTED OR FALL INTO ENEMY HANDS, THIS MESSAGE MUST BE SENT IN CIPHER.

ORIGINATOR'S INSTRUCTIONS DEGREE OF PRIORITY

TIME OF ORIGIN 1932

SIGNED

0845/22

SIGNED

(BELOW THIS LINE IS FOR SIGNALS USE ONLY.)

T.H.I. 2102

SYSTEM IN	TIME IN	READER	SENDER	SYSTEM OUT	TIME OUT	READER	SENDER	SYSTEM OUT	TIME OUT	READER	SENDER

T.O.R. 0700/22

Wt 3631 4/21. 11 2,500 pds. 2/40. C.B.&S. Ltd. T 51/3895.



Army Form C.2128
(Pads of 100.)
(Revised Sept. 1936.)

MESSAGE FORM.

10

Serial No.

CALL AND INSTRUCTIONS.		No. of Groups GR.	OFFICE DATE & TIME
	IN EDN 3 XOW BWC	47	
	OUT 0 S/8 13 E		

(ABOVE THIS LINE IS FOR SIGNALS USE ONLY.)

TO 3 Must Div 7 Must Div CCRA Q ~~[illegible]~~

FROM	Originator's Number.	Date.	In Reply to Number
1 Pet Corps	0516	23	—

Following	Ing	amd	will	be	distributed
under	arrangements	Q	0	3	Div
25	PR	HE	1080	0	2
PR	Shot	640	0	7	Div
25	PR	HE	1080	0	2
PR	Shot	640			

This message may be sent AS WRITTEN by any means.

Signed

If liable to be intercepted or fall into enemy hands, this message must be sent IN CYPHER.

Signed

Originator's instructions
Degree of priority.

Time of origin 2145

(BELOW THIS LINE IS FOR SIGNALS USE ONLY.)

T.H.I. 0902

System In.	Time In.	Header.	Sender.	System Out.	Time Out.	Header.	Sender.	System Out.	Time Out.	Header.	Sender.
1	09	[illegible]	RH								

T.O.R. 0930

Wilkes & Co., Ltd.

Army Form C2128

MESSAGE FORM

Serial No. 47

CALL AND INSTRUCTIONS		No. of Groups	Office Date Stamp
IN	Z XOZ BWC	GR. 64	
OUT	3/968/E		

(ABOVE THIS LINE IS FOR SIGNALS USE ONLY.)

TO 3 AUST DIV 7 AUST DIV 1 MOT BDE RPTD

FROM 1 AUST CORPS

Originator's Number	Date	In Reply to Number
0537	25	—

ref our 0488 of 20 jun ⊙ Following Ang amn will be distributed under arrangement ⊙ 303 ball 3 div 903000 (903000) 7 div 1032000 (1032000) 1 mot bde 318000 (318000) ⊙ Anticipate sufficient to make up totals as mentioned in 0488 to be released shortly

This message may be sent AS WRITTEN by any means.

If liable to be intercepted or fall into enemy hands, this message must be sent IN CIPHER.

Originator's instructions Degree of priority

Time of origin 1650

Signed

Signed

(BELOW THIS LINE IS FOR SIGNALS USE ONLY.)

T.H.I. 1818

System In	Time In	Reader	Sender	System Out	Time Out	Reader	Sender	System Out	Time Out	Reader	Sender
✓	1714	[illegible]	[illegible]								

T.O.R.

Forms C2128/13. Wt. 28163/1798. 1,000M. pads. 12/39. B.& S. Ltd. 51-5337.

ALLOTMENT OF TNG AMN

HQ 7 Aust Div
28 Jun 42.
G23/1/1253.

1. The following allotment of tng amn is made:-

Formation or unit		.303 SAA Ball		
		Range Practices	Fd Firing	
HQ 7 Aust Div (Camp Comdt) incl Emp Pl and Salvage Unit.		8,500		
Aust ER Gd Bn., ea Pl 2000		8,000		
HQ RAA 7 Aust Div		1,000		
2/7 Aust Div Cav Regt-	HQ Sqn 12,500)			
	Ea " 12,500)	50,500	HQ Sqn 6000)	
	LAD - 500)		Ea Sqn 6000)	23,500
Three Fd Regts ea 26,500 incl LAD 500		79,500		
2/2 Aust A Tk Regt -	RHQ 2,800)			
	Ea Bty 10,000)	43,300		
	LAD 500)			
HQ RAE 7 Aust Div		1,200		
Three Fd Coys -	Ea 9,000	27,000		
2/25 Aust Fd Pk Coy		6,000		
Sigs 7 Aust Div (to arrange allocation incl LAD 500 to all sig secs)		18,000		
Three Inf Bdes ea 129,000 incl LAD 500		387,000	Ea Bde) 60,000)	180,000
HQ Comd AASC 7 Aust Div(to arrange allocation to all AASC Coys)		45,000		
Three FD Ambs (for drs AASC att) Ea 1,850		5,550		
2/2 Aust Fd Hyg Sec		500		
2/7 Aust Div Mob Laundry and Fwd Decn Unit		4,500		
2/7 Aust Div Mob Bath Unit		1,000		
Reserve		141,950		
		828,500		203,500
		Total -		1,032,000

2. Distribution will be made by AASC as soon as delivery can be obtained.

3. Allocation of amn for range practices is based on Table of Rifle and LMG courses being issued separately.

4. Fd firing exercises should provide for practice in the STANDING position with both rifle and LMG firing around trees etc.

[signature]
Col.
GS 7 Aust Div.

Distribution:

Bns and equivalent units
"Q" to arrange (a) Collection and distribution.
(b) Reserve dump.

VISIT OF HE THE GOVERNOR-GENERAL

Telephone conversation between ADC to GOC 1 Aust Corps and ADC to GOC 7 AUST DIV, 1215 hrs 27 Jun -

1 Corps Comd will be at HQ 7 Aust Div for lunch on TUESDAY 30 Jun. Will arrive 1155 - 1200 hrs. Time to be confirmed.

2 GG desires to meet Capt HAYWARD 2/10 Bn when at 18 Bde

Distributed by AQ at 1230 hrs 27 Jun

Comd
ADC - act re lunch
G - to arrange for offr to meet Corps Comd as GOC and ADC leave at 1145 hrs for mob laundry
A - act re para 2
Q

VISIT OF HIS EXCELLENCY HIS GOVERNOR GENERAL

HQ 7 Aust Div
26 Jun 42
AG1/3/2077

RAA 7 AUST DIV
21 AUST INF BDE

1. On the occasion of the visit of HE the Governor General to this HQ on 30 Jun, a Guard of Honour will be provided by RAA 7 Aust Div. The Gd will consist of 1 capt, 3 subalterns and 50 rank and file and will be mounted with regtl band in attendance. The band will be provided by 21 Aust Inf Bde.

2. The Governor General will arrive at 1155 hrs 30 Jun.

3. CO Gd and Bandmaster will report at 1400 hrs 29 Jun to BM/G at Adv DIV HQ for instns in regard to the parade.

[signature]
Lt-Col
AA & QMG 7 Aust Div

Copies to:-

GOC
G

VISIT OF HIS EXCELLENCY THE GOVERNOR-GENERAL

Amendment to Itinerary

1135-1145 Governor-General inspects Guard of Honour provided by 2/2 Aust A Tk Regt.

1145-1150 By car to area Rear HQ 7 Aust Div.

All subsequent fixtures put back 10 minutes

Distributed by G at 1630 hrs 22 Jun 42

to Comd
G (to advise 1 Aust Corps & 18 Bde of change in timings)
A (to act re gd of honour)
Q

VISIT OF HIS EXCELLENCY THE GOVERNOR-GENERAL

Amendment to Itinerary

1135-1145 Governor-General inspects Guard of Honour provided by 2/2 Aust A Tk Regt.

1145-1150 By car to area Rear HQ 7 Aust Div.

All subsequent fixtures put back 10 minutes

Distributed by G at 1630 hrs 22 Jun 42

to Comd
G (to advise I Aust Corps & 13 Bde of change in timings)
A (to act re gd of honour)
Q

File

G II

VISIT OF HIS EXCELLENCY THE GOVERNOR GENERAL.

HQ 7 Aust Div
20 Jun 42.
G150/1/1212.

1 Aust Corps.

Your G580 of 18 Jun.

1. Itinerary of His Excellency the Governor's proposed visit on 30 Jun is as follows:-

1100 hrs	Escort provided by 2/7 Aust Div Pro Coy escorts Governor General's car from br BRISBANE - CABOOLTURE rd at 115359 to HQ 7 Aust Div.
1130-1135 hrs	Arr HQ 7 Aust Div and is met by Div Coml.
1135-1140 hrs	By car to area Rear HQ 7 Aust Div.
1140-1155 hrs	Inspects 2/7 Aust Div Mob Laundry and Fwd Decn Unit.
1155-1200 hrs	Returns HQ 7 Aust Div.
1200-1250 hrs	Lunch.
1255-1325 hrs	By car to 18 Aust Inf Bde KILCOY.
1330-1535 hrs	Watches units at tng.
1540-1730 hrs	By car to BRISBANE.

2. The reason for advancing the time of lunch to 1200 hrs is to permit His Excellency to watch a bde gp in tng. Only Div Tps are located at WOODFORD and the Governor General saw the 25 Bde Gp (now at CABOOLTURE) tng in ADELAIDE early this year. Of the two remaining bdes the 18 Bde is more conveniently situated for inspection in the time available.

Maj-Gen.
Coml 7 Aust Div.

Copy to: 18 Aust Inf Bde
AA

RECEIVED
14 JUN 1942
G 130/1/870
7 AUST DIV

Subject: VISIT OF HIS EXCELLENCY THE GOVERNOR-GENERAL TO 7 AUST DIV

HQ 1 Aust Corps
13 Jun 42
G 00580

7 AUST DIV

Copy to: Q

1. His Excellency the Governor-General proposes to visit 7 Aust Div on Thursday, 30 Jun 42. Itinerary of visit is as under:-

1000 hrs - His Excellency leaves Government House, BRISBANE, in Military Car for WOODFORD (49 miles).

On arrival inspects formations of 7 Aust Div at their work.

Lunch with GOC 7 Aust Div.

After lunch continue inspection of formations 7 Aust Div.

Leave 7 Aust Div area in Military Car to arrive Government House, BRISBANE, at approx 1730 hrs.

2. Please arrange itinerary for inspection and advise these HQ accordingly.

G A Bertram Maj
for Brig
GS 1 Aust Corps

GOVERNMENT HOUSE

CANBERRA

4th June, 1942.

With the Compliments

of the Military and Official

Secretary to the Governor General.

The General Officer Commanding,
7th Australian Division,
WOODFORD, QLD.

C O N F I D E N T I A L.

RECEIVED
9 JUN 1942
7 AUST DIV.

FULL PROGRAMME.

VISIT OF HIS EXCELLENCY THE GOVERNOR-GENERAL TO QUEENSLAND.

Saturday, 13th June to Thursday, 2nd July, 1942.

SATURDAY, 13th June, 1942.

6.55 p.m. No. 1 car with Harmion and baggage leaves Admiralty House for Central Station.

7.15 p.m. No. 2 Car with His Excellency and Staff Officer leaves Admiralty House for Central Station.

7.40 p.m. The Governor-General leaves Sydney in Vice-Regal Car (attached to the North Coast Express) for Brisbane.

SUNDAY, 14th June.

2.33 p.m. The Governor-General arrives South Brisbane and proceeds in Military Car to Government House. Military Truck conveys baggage and valet to Roma Street Station.

7.30 p.m. The Governor-General attends Divine Service at Anglican Cathedral.

9.00 p.m. The Governor-General leaves Roma Street Station for Maryborough in special Vice-Regal Carriage.

MONDAY, 15th June.

4.37 a.m. Arrive Maryborough - Vice-Regal Car taken off train and parked.

8.30 a.m. Breakfast in Vice-Regal Car.

10.00 a.m. Governor-General proceeds in Air Force Car to inspect Air Force Units -

Headquarters R.A.A.F. Station, Maryborough
C.O. Wing-Commander J. Cardale.

No. 3 Wireless Air Gunners School

No. 3 Recruit Depot
Squadron Leader H. R. Gardner
Total (1,122)

TUESDAY, 16th June.

4.52 a.m. Leave Maryborough for Bundaberg.

6.55 a.m. Arrive Bundaberg. Vice-Regal Car taken off train and parked at Station.

8.30 a.m. Breakfast in Vice-Regal Car.

10.00 a.m. Governor-General proceeds in Air Force Car to inspect Air Force at Bundaberg No. 2 Service Flying Training School (1219) C.O. Wing Commander F.J.S. Wight.

WEDNESDAY, 17th June, 1942.

4.55 a.m. Leave Bundaberg for Townsville in Vice-Regal Car attached to "Sunshine Express".

THURSDAY, 18th June.

6.15 a.m. Arrive Townsville. Vice-Regal Car taken off train and parked at Station.

8.30 a.m. Breakfast in Vice-Regal Car.

10.00 a.m. Accompanied by Major-General Milford, G.O.C. 5th Division, the Governor-General proceeds in Military Car to Headquarters, 5th Australian Division.
Inspects formations of 5th Division at their work. Lunches with G.O.C. and returns to Vice-Regal Car.

3.00 p.m. The Governor-General proceeds in a Military Car to visit Naval Forces.
(Commander V.C. Eddy, R.N.)

5.00 p.m. His Excellency returns to Vice Regal Carriage.

FRIDAY, 19th June.

10.30 a.m. The Governor-General proceeds in a Military Car to inspect Air Forces.

Headquarters North Eastern Area (300) located in Townsville.
(Air Commodore F.W. Lukis, O.B.E.)

Headquarters No. 3 Fighter Sector C.O. Wing Commander Sampson (230) located Townsville.

Lunches with Officers then visits

No. 40 Pursuit Squadron U.S.A. C.O. Lieutenant Smith (200) at Antill Plains, 12 miles from Townsville.

SATURDAY, 20th June.

a.m. The Governor-General leaves by air to visit

3 Bomber Group U.S.A. (C.O. Colonel Davies) at Charters Towers, and
30 Bomber Squadron U.S.A. (C.O. Major Schwanbeck) at Cloncurry.

A.O.C. North Eastern Area to arrange for aeroplane and for any Motor Cars required at Charters Towers or Cloncurry.

p.m. Return to Townsville.

SUNDAY, 21st June, 1942.

a.m. The Governor-General attends Divine Service at the Anglican Cathedral, Townsville. (Military Car in attendance.)

MONDAY, 22nd June.

a.m. The Governor-General leaves Townsville by air for Cairns - aeroplane provided by A.O.C. North Eastern Area.

a.m. Inspects 100th Squadron R.A.A.F. (S.O. Wing Commander Balmer) at Cairns, and remains the night at Cairns. Motor Car at Cairns to be provided by R.A.A.F.

Also visits the Naval Depot (Lieutenant-Commander H. Pixley, R.A.N.R.)

Afternoon and Evening. Being arranged by Mr. Collins - Mayor of Cairns.

TUESDAY, 23rd June.

a.m. The Governor-General leaves Cairns by air for Townsville (aeroplane provided by A.O.C. North Eastern Area.)

2.30 p.m. The Governor-General continues his inspection of Formations of the 5th Division at their work.

5.30 p.m. His Excellency returns to Vice-Regal Rail Car.

WEDNESDAY, 24th June.

The Governor-General inspects Kissing Point) L.O.C. Fort (200) and) troops 16th A.A. Battery (300)) and any Military Units recommended by G.O.C. 5th Division.

8.00 p.m. The Governor-General leaves Townsville in Vice-Regal Car (attached to "Sunshine Express") for Brisbane.

THURSDAY, 25th June.

Travelling in train.

FRIDAY, 26th June.

6.20 a.m. The Governor-General arrives Brisbane. Vice-Regal Car is changed to the Toowoomba Express. Breakfast is placed on board.

8.5 a.m. The Governor-General leaves Roma Street Station in Vice-Regal Carriage attached to the Express for Toowoomba.

12.10 p.m. Arrive Toowoomba. Vice-Regal Carriage is parked at Toowoomba Station.

The Governor-General proceeds in Military Car to Headquarters First Australian Army (Lieutenant-General Sir John Laverack) and lunches with the G.O.C.

Afternoon — Visit Troops at work.
Dine with G.O.C. and return to V.R. Car at Toowoomba Station for night.

SATURDAY, 27th June.

7.20 a.m. - The Governor-General leaves Toowoomba by train for Ipswich.
Breakfast served in Vice Regal Car.

10.51 a.m. — Arrive Ipswich.
The Governor-General leaves the train and proceeds in R.A.A.F. Car to Amberley, where he inspects the Headquarters R.A.A.F. - Wing Commander Hartwright.

Vice-Regal Rail Car continues with valet and baggage to Roma Street, Brisbane, due 11.41 a.m. Valet and baggage are conveyed in Military Truck to Government House.

12.00 p.m. — The Governor-General leaves Amberley in R.A.A.F. Car for Government House, Brisbane.

1.00 p.m. — Lunch at Government House.

2.00 p.m. — The Governor-General leaves Government House in Military Car for Sandgate where he inspects -

Headquarters R.A.A.F. Station
C.O. Wing Commander H.A. Rigby (255)

No. 3 Initial Training School
C.O. Squadron Leader J.A. Adam (743)

No. 3 Embarkation Depot
Flight Lieutenant Skevington (33)

at work. Also visits U.S. Squadron at Petrie.

SUNDAY, 28th June.

9 a.m. — Divine Service at Anglican Cathedral, then motors in Military Car to U.S. Hospital, Gatton College, Gatton, lunches with the Commanding Officer, then motors back to Brisbane and visits 112 (Brisbane) General Hospital (300 Patients).

MONDAY, 29th June.

The Governor-General visits the Naval Establishments at Brisbane (Rear Admiral F.W. Rockwell, U.S.N. and Captain E.P. Thomas, O.B.E., R.N. (Retd.).

His Excellency also visits 94 Coast Artillery A.A. Regt. U.S.A.
and
101 and 104 A.A. Bn. (semi-mobile) - all under the command of Brig.-General R.H. van Volkenburg.

TUESDAY, 30th June.

10.00 a.m. — The Governor-General leaves Government House, Brisbane, in a Military Car for Woodford (40 miles).

Inspects Formations of 7th Australian Division at their work.

TUESDAY, 30th June (continued).

Lunch with G.O.C. (Major-General A.S. Allen) 7th Australian Division.

Continue inspection after luncheon and then enter back to Government House, Brisbane, arriving approximately 5.30 p.m.

WEDNESDAY, 1st July.

9.30 a.m. to 10.30 a.m. — The Governor-General visits the U.S. Aircraft Assembly Works, Brisbane.

10.00 a.m. — Military to supply truck for Valet and baggage Government House to South Brisbane Station.

11.5 a.m. — The Governor-General leaves South Brisbane for Sydney.

THURSDAY, 2nd July.

6.38 a.m. — Train arrives Sydney. His Excellency proceeds in Crown Car to Admiralty House.

A second Crown car conveys Valet and baggage to Admiralty House.

Captain, R.A.E.,
Military and Official Secretary.
4/6/42.

FORM C2128 (Pads of 100)

MESSAGE FORM

Serial No.

No. of Words: GR.

Office Date Stamp

CALL AND INSTRUCTIONS

IN

OUT

(ABOVE THIS LINE IS FOR SIGNALS USE ONLY.)

TO

18 amst mfbde

FROM

Tarcoola Dr

Originator's Number: 0 163

Date: 1

In Reply to Number

corpsy	verbal	advice	BM	and	G III
O	GOC	1	amst	corps	will
vessel	18	amst	mf	bde	on
tue	2	year	arrivy	HQ	bde
0930	hrs	O	he	intends	spending
day	with	bde	and	desires	see
apps	and	men	at	normal	tog

This message may be sent AS WRITTEN by any means * except wireless.

If liable to be intercepted or fall into enemy hands, this message must be sent IN CIPHER.

Originator's instructions
Degree of priority

Time of origin: 1610

Signed: [signature]

Signed

(BELOW THIS LINE IS FOR SIGNALS USE ONLY.)

T.H.I. 1610

T.O.R. [signature]

System in	Time in	Reader	Sender	System out	Time out	Reader	Sender	System out	Time out	Reader	Sender

* Originator to insert "including" or "except" according to whether the message may or may NOT be sent by wireless.

(5/082) W.L. 4/023/1925 40031 Pads 4/41 H. & H. Ltd. 61-15.

Aust. Form C.3130 (Pads of 100.)

MESSAGE FORM

Serial No. 19

CALL AND INSTRUCTIONS		No. of Groups	Office Date Stamp
IN	Z. BWC	GR.	SIGNALS
OUT		55	

(ABOVE THIS LINE IS FOR SIGNALS USE ONLY.)

TO 7 AUST DIV [illegible]

FROM	Originator's Number	Date	In Reply to Number
1 AUST CORPS	0299	3	

may	CARTER	G3	CW	first	aust
army	will	visit	your	HQ	4
Jun	O	desires	visit	Bdes	for
conferences	with	regtl	GAS	offrs	18
Bde	0900	hrs	4	Jun	21
Bde	0830 hrs	5 Jun	O	will	visit 25 Bde
5 Jun	no	conference	desired		

This message may be sent AS WRITTEN by any means.

If liable to be intercepted or fall into enemy hands, this message must be sent IN CIPHER.

Originator's Instructions Degree of Priority

Time of origin 1215

T.H.I. 1310

T.O.R.

Signed

Signed

(BELOW THIS LINE IS FOR SIGNALS USE ONLY.)

System In	Time In	Reader	Sender	System Out	Time Out	Reader	Sender	System Out	Time Out	Reader	Sender
L	1330	[illegible]	corps								

(5/[illegible]) Wt. [illegible] /32. 2[illegible]m pads 3-40. B.&S.Ltd. 51/[illegible]

HQ 7 Aust Div,
16 Jun 42.

Visit by offrs of 3 Aust Div to 7 Aust Div.

1. The following personnel of 3 Aust Div will visit 7 Aust Div on the dates indicated:-

	AQ	G
Jun 15-16	Capt D Breheny (A/DAQMG)	Capt I H Barnes (GIII (CW))
17-18	Capt R Tompkins (DAAG (L))	Lieut S R Stephens (GIII (O))
19-20	Lieut McCaffery (DAPM (L))	Capt M W Rayson (GIII (I))
21-22	Capt McKedar (DADOS (E))	Lieut R L Coulter (LO III))
23-24	AQ Sgt Clerk	Capt A S Sturrock (LO II))
25-26		Lieut G R Waters (IO))
27-28		Lieut Rye (FSS))

For infm:

Distribution:

Comd
GIII (O)
GIII (I)
GIII (CW)
Senior LO
IO
OC FSS
DAQMG
DAAG (L)
DADOS (E)
DAPM
WO Armstrong

SUMMARY OF TELEPHONE CONVERSATIONS - G II 7 AUST

DIV AND G II 1 AUST CORPS

16-17 JUN

CORPS COMD desires visit 25 Aust Inf Bde to watch tng arrangements as follows:-

19 Jun: 2/25 Bn exercise - Comd arrives CABOOLTURE 1030 hrs, travelling on WOODFORD rd. He will be met by 25 Bde guide.

20 Jun: 2/33 Bn exercise - Comd arrives rd junc 195233 (REDCLIFFE) from BRISBANE at 1000 hrs. He will be met by 25 Bde guide.

22 Jun: 2/31 Bn exercise - Time of arrival of comd etc to be arranged.

24 Jun: 2/6 Fd Regt arty firing practice at CALOUNDRA range - to be arranged.

Distribution

Comd
GI
AQ

22 Jun further arrangements complete Corps Comd to be met by guide at EMBILAH Bf 1030 - 1100 hrs.

ARMY FORM C123. (Pads of 100).

MESSAGE FORM

Serial No.

CALL AND INSTRUCTIONS

IN

OUT

No. of Groups GR.

Office Date Stamp

(ABOVE THIS LINE IS FOR SIGNALS USE ONLY.)

TO 21 AUST INF BDE

FROM 7 AUST DIV

Originator's Number O 311

Date 22

In Reply to Number

BGS	inbl	visit	your	area	29
watch	2/27 Bn.	exercise	⊙	Signal	comment
time	and	place	for	RV	

This message may be sent AS WRITTEN BY ANY MEANS * ..... WIRELESS.

If liable to be intercepted or fall into enemy hands, this message must be sent IN CIPHER

Originator's instructions Degree of priority

Time of origin 1615

Signed [illegible]

(BELOW THIS LINE IS FOR SIGNALS USE ONLY.)

T.H.J. 1616

System In	Time In	Reader	Sender	System Out	Time Out	Reader	Sender	System Out	Time Out	Reader	Sender

K.O.R. [illegible]

* Originator to insert "including", or "except" according to whether the message may or may NOT be sent by wireless.

Subject : VISIT OF BGS.

RECEIVED
7430
A.M. 22 JUN 1942 P.M.
C/30/1/742
7 AUST DIV.

HQ 1 Aust Corps
21 Jun 42
G

00.00

3 Aust Div
7 Aust Div

1. BGS would like to visit tng vide att. Would you please suggest RVs for dates after 28 Jun.

Maj
GS 1 Aust Corps

MOVEMENTS OF BGS.

June			
23	At ESK - Maj Neil's lecture 0900 hrs		Leave ESK noon Stay GYMPIE.
24	1 Aust Mot Bde	GYMPIE	Return ESK pm.
25	At ESK		
26	(2/9 Air co-op Ex 0900 (Visit Gas course pm.	KILCOY CHERMSIDE	Leave ESK 0800 Stay BRISBANE.
27	2/33 Bn Ex Arty in sup	MOODLU 0739 (Petrie)	Leave Bris. am. Return Bris. pm.
28	Speak to Intell course 1100 hrs	CHERMSIDE	Leave Bris am Stay Caloundra.
29	2/27 Bn Bde test ex	CALOUNDRA.	Return to ESK.
30	7 Aust Div Gov Gen visit	WOODFORD	Arr HQ 7 Div at 0945 hrs
Jul			
1	15 Bde TEWT	3 Div Southern area	Leave for 15 Bde noon.
2	15 Bde TEWT	"	Leave for 10 Bde pm
3	10 Bde Visit fd firing	-	Leave for BEEN-LEIGH pm
4	4 Bde Bde TEWT & Bn Sig ex	-	Leave for ESK pm
5	At ESK		
6	8 Fd Regt course shooting.		

Copies to : GOC
AQ
CSO
G(O)
Spare 3.

VISITS OF CORPS COMD TO WATCH TNG

Hq 7 Aust Div,
26 Jun 42.

Verbal arrangements between GII 1 Aust Corps and GII 7 Aust Div:-

29 Jun 42

2/6 Fd Regt fd firing practice, CALOUNDRA range. Comd is met by guide at 0915 hrs on rd western outskirts CALOUNDRA, under arrangements CRA.

30 Jun 42

2/27 Bn - bde test exercise, area North of MAPLETON. Comd is met at 1115 hrs at rd junc (ref EUMUNDI sheet) 144879, under arrangements 21 Bde.

Distribution

Comd
GI
File
War Diary

MGGS AND GI(SD) - VISIT TO 7 AUST DIV - PROGRAMME

29 Jun

1300 hrs	arrive HQ 7 Aust Div
1315-1355 hrs	lunch
1400-1430 hrs	move to 25 Bde
1430-1600	watch normal tng 25 Bde - no exercises; alternatively, watch 2/6 Fd Regt A Tk firing practice, CALOUNDRA.

30 Jun

1115 hrs	RV rd junc. (EUMUNDI) 144879
	Watch 2/27 Bn exercise. Sequence of events att.

ARMY FORM C 3130
(Replaces Signal Corps Form No. 1001)
Authorized by Circular No. 154, W.D., 1942

MESSAGE FORM

Serial No. 0-2

CALL AND INSTRUCTIONS. IN: Z x 02 Plc

OUT: 5/25/I

No. of Groups: GR. 93

OFFICE DATE STAMP

(ABOVE THIS LINE IS FOR SIGNALS USE ONLY)

TO I AUST CORPS RPTD 7 AUST DIV

FROM FIRST AUST ARMY | ORIGINATOR'S NUMBER SD1028 | DATE 27 | IN REPLY TO NUMBER

(WRITE HORIZONTALLY)

1 O	MGGS	and	G 1	(SD)	5
will	visit	7 Aust	Div on		10
29	And	30	jun	arriving	15
by	car Hq	7 AUST	Div	1300	20
Hrs	29	jun	O 2 O		25
both	offrs	will	be returning		30
to	BRISBANE	you	night	29/30	35
jun	leaving	7 Aust	Div	at	40
1600	hrs	29	jun	O	45
3 O	please	arrange	programme		50
of	visit	for	subdivision		55
Sio	(MGGS)	upon	arrival at		60
HQ	7 Aust	Div	O MGGS		65
wishes	to	see	Hrs	and	70
normal	duty	especially	duty		75
courtesies			O		80
					85
					90
					95
					100
					105
					110
					115
					120
			C		125
					130

THIS MESSAGE MAY BE SENT AS WRITTEN BY ANY MEANS (EXCEPT _____ WIRELESS)

SIGNATURE
* Optional—may delete "except" and insert "including"

THIS MESSAGE MUST BE SENT IN CYPHER IF LIABLE TO INTERCEPTION OR TO FALL INTO ENEMY HANDS

SIGNATURE

ORIGINATOR'S INSTRUCTIONS
DEGREE OF PRIORITY: Immediate

TIME OF ORIGIN 1200

(BELOW THIS LINE IS FOR SIGNALS USE ONLY)

SYSTEM IN	TIME IN	READER	SENDER	SYSTEM OUT	TIME OUT	READER	SENDER	SYSTEM OUT	TIME OUT	READER	SENDER
✓	1232	[illegible]	RFT								

T.H.I. 1205

T.O.R. 1260

VISITS OF CORPS COMD TO WATCH THG

HQ 7 Aust Div,
26 Jun 42.

Verbal arrangements between CII 1 Aust Corps and CII 7 Aust Div:-

30 Jun 42

2/6 Fd Regt fd firing practice, CALOUNDRA range. Comd is met by guide at 0015 hrs on rd western outskirts CALOUNDRA, under arrangements CRA.

30 Jun 42

2/27 Bn - bde test exercise, area North of MAPLETON. Comd is met at 1115 hrs at rd junc (ref NAMBOUR sheet) 144879, under arrangements 21 Bde.

Distribution

Comd
GI
File
War Diary

Appx T.

ARMY FORM C 2130 (Adapted, Large) (Pads of 100) (Re-printed February, 1942)—N.P.C.

MESSAGE FORM

SERIAL No. 12.

CALL AND INSTRUCTIONS.			No. of Groups	OFFICE DATE STAMP
	IN	DXG Z XO2 (D) LIC	GR.	
	OUT	S/720/I	100	

(ABOVE THIS LINE IS FOR SIGNALS USE ONLY)

TO FIRST AUST ARMY RPTN 7 AUST DIV

FROM 1 AUST CORPS

ORIGINATOR'S NUMBER	DATE	IN REPLY TO NUMBER
0459	18	#

(WRITE HORIZONTALLY)

URGENT	That	information	be	received
re	Twistly	availability	MG	Bn
for	7	Aust	Div	and
Secondly	availability	beach	guns	MMG's
and	searchlights	asked	for	1
Aust	Corps	0139	of	16
May	in	order	to	enable
planning	of	defended	localities	incl
CALOUNDRA	1/0	Information	received	indicates
2/3	MG	Bn	not	likely
to	be	ready	for	from
four	to	six	months	0,
Strongly	recommend	allotment	2/1	MG
Bn	BELIEVED	available	in	place
2/3	MG	bn	for	OOB
7	Aust	Div	and	early
release	eqpt	in	our	0139
of	16	May		

THIS MESSAGE MAY BE SENT AS WRITTEN BY ANY MEANS (EXCEPT) (..... WIRELESS)

SIGNATURE

* Originator may delete "except" and insert "including"

THIS MESSAGE MUST BE SENT IN CYPHER IF LIABLE TO INTERCEPTION OR TO FALL INTO ENEMY HANDS

SIGNATURE

ORIGINATOR'S INSTRUCTIONS DEGREE OF PRIORITY Important

TIME OF ORIGIN 1145

(BELOW THIS LINE IS FOR SIGNALS USE ONLY)

SYSTEM IN	TIME IN	READER	SENDER	SYSTEM OUT	TIME OUT	READER	SENDER	SYSTEM OUT	TIME OUT	READER	SENDER
[illegible]	[illegible]	O'Neal	JM								

T.H.I. 1213

T.O.R. 1320

MESSAGE FORM

CALL AND INSTRUCTIONS	IN	WAR DIARY	No. of Groups	Serial No.
	OUT	CIPHER	GR.	OFFICE DATE STAMP

(ABOVE THIS LINE IS FOR SIGNALS USE ONLY.)

TO 7 AUST DIV

FROM	Originator's Number	Date	In Reply to Number
1 Aust Corps	0490	20	

SECRET	O	Following	from	First	Army
to	LHQ	is	rpt	for	information
O	(1)	as	considerable	time	still
required	completely	reform	2/3	Aust	MG
BN	recommend	2/1	MG	BN	be
allocated	7	Aust	DIV	in lieu	and
OOB	amended	accordingly	O	(2)	Request

THIS MESSAGE MAY BE SENT AS WRITTEN BY ANY MEANS.

IF LIABLE TO BE INTERCEPTED OR FALL INTO ENEMY HANDS, THIS MESSAGE MUST BE SENT IN CIPHER.

ORIGINATOR'S INSTRUCTIONS DEGREE OF PRIORITY

TIME OF ORIGIN

SIGNED

SIGNED

(BELOW THIS LINE IS FOR SIGNALS USE ONLY.)

T.H.I.

SYSTEM IN	TIME IN	READER	SENDER	SYSTEM OUT	TIME OUT	READER	SENDER	SYSTEM OUT	TIME OUT	READER	SENDER

T.O.R.

(5/501) Wt. 36310/21. 220M pads 2-40. B.&S.Ltd. 51/4832

Army Form C.3130
76 (Pads of 100)

MESSAGE FORM

Serial No.

CALL AND INSTRUCTIONS	IN	No. of Groups	OFFICE DATE STAMP
	OUT	GR.	

CIPHER

(ABOVE THIS LINE IS FOR SIGNALS USE ONLY.)

TO

- 2 -

FROM	Originator's Number	Date	In Reply to Number

following	controlled	stores	be	made	available
for	beach	defence	ROLE	BRISBANE	area
0	Guns	18 pr	12	beach	search
lights	48	0	Considered	minimum	requirements
0	Urgently	required	0	transferred	Clean

THIS MESSAGE MAY BE SENT AS WRITTEN BY ANY MEANS.

SIGNED

IF LIABLE TO BE INTERCEPTED OR FALL INTO ENEMY HANDS, THIS MESSAGE MUST BE SENT IN CIPHER.

ORIGINATOR'S INSTRUCTIONS
ORDER OF PRIORITY

SIGNED [signature] 2335/20

(BELOW THIS LINE IS FOR SIGNALS USE ONLY.)

TIME OF ORIGIN 2000

T.H.I. 2110

T.O.R. 2300

SYSTEM IN	TIME IN	READER	SENDER	SYSTEM OUT	TIME OUT	READER	SENDER	SYSTEM OUT	TIME OUT	READER	SENDER

(1/401) Wt. 34314/21. 225M pads 2-40, B.&S. Ltd. 61/5837

(Army Form C.11B) (Pads of 100.)

MESSAGE FORM

Serial No.

CALL AND INSTRUCTIONS: IN / OUT

CIPHER

No. of Groups: GR

OFFICE DATE STAMP: SG/917/I

(ABOVE THIS LINE IS FOR SIGNALS USE ONLY.)

TO: 7 AUST DIV

FROM: 1 AUST CORPS

Originator's Number: 0528

Date: 24

In Reply to Number:

MOST	SECRET	⊙	2/1 MG	Bn	allotted
temporarily	7	Aust	Div	⊙	advise
desired	destination				

THIS MESSAGE MAY BE SENT AS WRITTEN BY ANY MEANS.

IF LIKELY TO BE INTERCEPTED OR FALL INTO ENEMY HANDS, THIS MESSAGE MUST BE SENT IN CIPHER.

ORIGINATOR'S INSTRUCTIONS / DEGREE OF PRIORITY

TIME OF ORIGIN: 1640

T.H.I. 1655

T.O.R. 1827

SIGNED

(BELOW THIS LINE IS FOR SIGNALS USE ONLY.)

SYSTEM IN	TIME IN	READER	SENDER	SYSTEM OUT	TIME OUT	READER	SENDER	SYSTEM OUT	TIME OUT	READER	SENDER

Wt 3631 4/21. 11,2,500 pds. 2/40. C.B.A.S. Ltd. T 51/5895.

Form 30 (Pads of 1 ...)

MESSAGE FORM

Serial No

CALL AND INSTRUCTIONS

IN

OUT

CIPHER

No. of Groups. GR.

Office Date Stamp: Hbbx V.

(ABOVE THIS LINE IS FOR SIGNALS USE ONLY.)

TO 7 Aust Div rptd Q Branch

FROM 1 Aust Corp

Originator's Number: 0 377

Date: 9

In Reply to Number:

SECRET	Warning	Order	0	1	Offr
Capt	MERRIN	60	OR	7	Aust
Div	Mob	Laundry	and	Food	Decontamination
Unit	will	move	TOWNSVILLE	NOT	before
15	Jun	0	Are	required	for
temporary	attachment	5	Aust	Div	to
train	1	Aust	Mob	Laundry	0

This message may be sent AS WRITTEN by any means.

Signed

If liable to be intercepted or fall into enemy hands, this message must be sent IN CIPHER.

Signed

Originator's instructions Degree of priority: Passed [illegible]

Time of origin: 1

(BELOW THIS LINE IS FOR SIGNALS USE ONLY.)

T.H.I.

T.O.R.

2305

System in	Time in	Reader	Sender	System out	Time out	Reader	Sender	System out	Time out	Reader	Sender

(5/340) Wt.27139 /1108. 100Mpads 9-39. B.&S.Ltd 51/4796. Forms/c 2130/14.

ARMY FORM C.2130. (Pads of 200.)

MESSAGE FORM

Serial No

CALL AND INSTRUCTIONS	IN	CIPHER	No. of Groups. GR.	OFFICE DATE STAMP
	OUT			

(ABOVE THIS LINE IS FOR SIGNALS USE ONLY.)

TO

(2)

FROM	Originator's Number	Date	In Reply to Number

Will	be	returned	to	7	Aust
Div	on	completion	of	Sing	0
Movement	to	be	arranged	Q!	1
Aust	Corps				

THIS MESSAGE MAY BE SENT AS WRITTEN BY ANY MEANS.

IF LIABLE TO BE INTERCEPTED OR FALL INTO ENEMY HANDS, THIS MESSAGE MUST BE SENT IN CIPHER.

ORIGINATOR'S INSTRUCTIONS DEGREE OF PRIORITY

TIME OF ORIGIN 2155

SIGNED [signature] 1300/9

(BELOW THIS LINE IS FOR SIGNALS USE ONLY.)

T.H.I. 2200

T.O. 2250/9

SYSTEM IN	TIME IN	READER	SENDER	SYSTEM OUT	TIME OUT	READER	SENDER	SYSTEM OUT	TIME OUT	READER	SENDER

(5/340) Wt.27133 /1108. 100mpads 3-39. B.&S.Ltd 51/4726. Forms/c 2130/14.

ARMY FORM C 2130
(Superseding Label No. 31 OF 1931, January 1942—W.D., C.)

MESSAGE FORM

SERIAL NO. 32

CALL AND INSTRUCTIONS. IN: Z XO2 LIC 5/7F3/I

OUT:

NO. OF GROUPS GR. 17

OFFICE DATE STAMP

(ABOVE THIS LINE IS FOR SIGNALS USE ONLY)

TO 3 AUST DIV 7 AUST DIV Rptd MILBASE BK IS BANE : G/A
DDOS.

FROM 1 AUST CORPS

ORIGINATOR'S NUMBER Q267

DATE 20

IN REPLY TO NUMBER

(WRITE HORIZONTALLY)

Ref	3	Aust	Div	request	5
O/229	of	11	Jun	⊙	10
LIEUT	of W ALSHE	and	13	ORS	15
I	3	Aust	Div	will	20
be	attd	to	2/7	Aust	25
Div	mob	L	and	D	30
Unit	for	four	weeks	trng	35
(may	be	extended)	⊙	7	40
Aust	Div	provide	tentage	⊙	45
pty	dep	ROMA	ST	0820	50
hrs	tues	23	Jun	arrive	55
WOODFORD	1120	hrs			60
					65
					70
					75
					80
					85
					90
					95
					100
					105
					110
					115
					120
					125
					130

THIS MESSAGE MAY BE SENT AS WRITTEN BY ANY MEANS ("EXCEPT ..... WIRELESS")

SIGNATURE
* Originator may delete "except" and insert "including"

THIS MESSAGE MUST BE SENT IN CYPHER IF LIABLE TO INTERCEPTION OR TO FALL INTO ENEMY HANDS

SIGNATURE

ORIGINATOR'S INSTRUCTIONS DEGREE OF PRIORITY

TIME OF ORIGIN 1425

(BELOW THIS LINE IS FOR SIGNALS USE ONLY)

SYSTEM IN	TIME IN	READER	SENDER	SYSTEM OUT	TIME OUT	READER	SENDER	SYSTEM OUT	TIME OUT	READER	SENDER
		3/7 Martin	RFK								

T.H.I. 1436

T.O.R. 1550

Army Form C.2139 (Pads of 100)

MESSAGE FORM

Serial No. 13

CALL AND INSTRUCTIONS

IN 3 LIC

OUT

No. of Groups GR. 67

OFFICE DATE STAMP SIGNALS

(ABOVE THIS LINE IS FOR SIGNALS USE ONLY.)

TO 7 AUST DIV RPTD G BDOS

FROM 1 AUST CORPS

Originator's Number 0271

Date 21

In Reply to Number 0232

Move of det to TOWNSVILLE not
TO take place for some time
as unit for 5 AUST DIV
ONLY being raised and is NOT
yet equipped 0 Army being asked
to attach 5 AUST DIV pers
to 2/7 AUST DIV MOB L

THIS MESSAGE MAY BE SENT AS WRITTEN BY ANY MEANS.

IF LIABLE TO BE INTERCEPTED OR FALL INTO ENEMY HANDS, THIS MESSAGE MUST BE SENT IN CIPHER.

ORIGINATOR'S INSTRUCTIONS DEGREE OF PRIORITY

TIME OF ORIGIN.

SIGNED

SIGNED

(BELOW THIS LINE IS FOR SIGNALS USE ONLY.)

T.H.I.

SYSTEM IN	TIME IN	READER	SENDER	SYSTEM OUT	TIME OUT	READER	SENDER	SYSTEM OUT	TIME OUT	READER	SENDER

T.O.R.

234570Y Wt. 363/14/21. 112,500 pads. 2/40. T.51-55/75.

Agent Form C.2131 (Pads of 100.)

MESSAGE FORM

Serial No. 18

CALL AND INSTRUCTIONS	IN (11)	No. of Groups GR.	OFFICE DATE STAMP
	OUT		

(ABOVE THIS LINE IS FOR SIGNALS USE ONLY.)

TO

FROM	Originator's Number	Date	In Reply to Number

E and D unit soon as possible in order to reduce eventual det.

THIS MESSAGE MAY BE SENT AS WRITTEN BY ANY MEANS.

IF LIABLE TO BE INTERCEPTED OR FALL INTO ENEMY HANDS, THIS MESSAGE MUST BE SENT IN CIPHER.

ORIGINATOR'S INSTRUCTIONS
DEGREE OF PRIORITY

TIME OF ORIGIN 1010

T.H.I. 1048

T.O.R. 1105

SIGNED

SIGNED

(BELOW THIS LINE IS FOR SIGNALS USE ONLY.)

SYSTEM IN	TIME IN	READER	SENDER	SYSTEM OUT	TIME OUT	READER	SENDER	SYSTEM OUT	TIME OUT	READER	SENDER
[illegible]	[illegible]	[illegible]	[illegible]								

Form C.1138
Pads of 100.

MESSAGE FORM

Serial No.

CALL AND INSTRUCTIONS

IN

OUT

CIPHER 239

No. of Groups GR.

OFFICE DATE STAMP Appx V

(ABOVE THIS LINE IS FOR SIGNALS USE ONLY.)

TO 3 Aust Div 7 Aust Div 1 Mot Bde

FROM 1 Aust Corps

Originator's Number I 297

Date 1

In Reply to Number

SECRET	⊙	following	from	GHQ	⊙
effective	from	15	May	42	⊙
marking	on	US	operational	aircraft	both
Army	and	Navy	will	be	modified
by	eliminating	red	circle	from	national
insignia	and	red	and	white	stripes
on	rudder	⊙	marking	will	now

THIS MESSAGE MAY BE SENT AS WRITTEN BY ANY MEANS.

SIGNED

IF LIABLE TO BE INTERCEPTED OR FALL INTO ENEMY HANDS, THIS MESSAGE MUST BE SENT IN CIPHER.

SIGNED

ORIGINATOR'S INSTRUCTIONS DEGREE OF PRIORITY

TIME OF ORIGIN.

(BELOW THIS LINE IS FOR SIGNALS USE ONLY.)

T.H.I.

T.O.R.

SYSTEM IN	TIME IN	READER	SENDER	SYSTEM OUT	TIME OUT	READER	SENDER	SYSTEM OUT	TIME OUT	READER	SENDER

234570F. Wt. 363 14/21. 112,500 pads. 2/40. W. & S. LTD T.51-58/93.

Army Form C.2130 (Pads of 100.)

MESSAGE FORM

Serial No.

CALL AND INSTRUCTIONS

IN

OUT

CIPHER

2

No. of Groups GR. 39

Office Date Stamp

(ABOVE THIS LINE IS FOR SIGNALS USE ONLY.)

TO — 2 —

FROM

Originator's Number | Date | In Reply to Number

consist	of	a	white	five	pointed
star	on	a	blue	circle	

This message may be sent AS WRITTEN by any means.

Signed

If liable to be intercepted or fall into enemy hands, this message may be sent IN CIPHER.

Signed T. M. Mayo Sgt 2205/1

Originator's instructions degree of priority

(BELOW THIS LINE IS FOR SIGNALS USE ONLY.)

Time of origin. 1615

T.H.I. 1645

T.O.R. 2136

System in	Time in	Reader	Sender	System out	Time out	Reader	Sender	System out	Time out	Reader	Sender

234570F. Wt. 363 14/21. 112,500 pads. 2/40. W. & S. LTD. T.51-58/95.

ARMY FORM C2123 (Pads of 100)

MESSAGE FORM

Serial No.

CALL AND INSTRUCTIONS		No. of Groups.	OFFICE DATE STAMP
	IN	GR.	
	OUT		

(ABOVE THIS LINE IS FOR SIGNALS USE ONLY.)

TO 18-21-25 Aust Inf Bdes 7 Aust Cav rptd RAA-RAE-Sigs 7 Aust Div copies to AQ HQ Comd AASC Medical ADOS

FROM	Originator's Number	Date	In Reply to Number
7 Aust Div	0168	2	

from	1100 hrs	3	Jun	implement	7
Div	Op	Instn	1	para	7.
xxx	all	informed.	ack		

This message may be sent AS WRITTEN by any means * except wireless.

If liable to be intercepted or fall into enemy hands, this message must be sent IN CIPHER.

Originator's instructions
Degree of priority

Time of origin 1210

Signed [signature] Signed

(BELOW THIS LINE IS FOR SIGNALS USE ONLY.)

T.H.I.

System in	Time in	Reader	Sender	System out	Time out	Reader	Sender	System out	Time out	Reader	Sender

T.O.R.

* Originator to insert "including" or "except" according to whether the message may or may NOT be sent by wireless.

(5/883) W.2. 46023/1825. 40031 Pads. 4/41. B. & S. Ltd. 51-15.

To : GI

From : Maj BERTRAM 1 Aust Corps 1515 hrs 2 Jun.

Capt RUTHERFORD now to be appointed to GIII(CW) First Army.
Advise time of reporting

Distributed by G at 1615 hrs 2 Jun

To; GI
AQ
Battle Board.
File

Army Form C.2130 (Pads of 100.) (Revised Sept., 1936.)

MESSAGE FORM.

CALL AND INSTRUCTIONS.	IN Corps Z XO2 LIC	No. of Groups GR.	Serial No. / Office Date Stamp
	OUT 5/364/I	54	SEND 4 JUL 42 SIGNALS

(ABOVE THIS LINE IS FOR SIGNALS USE ONLY.)

TO 2/1 MACRPTD 7 AUST DIV 3 AUST DIV

FROM 1 1137 Corps	Originator's Number	Date	In Reply to Number
	C305	4	

One	sec	MAC	[illegible]	[illegible]	6
JUN	to	562654	[illegible]	[illegible]	KILCOY
to	operate	[illegible]	[illegible]	[illegible]	[illegible]
train	[illegible]	ESK	[illegible]	Balance	of
unit	move	6th	JUN	[illegible]	986752
vicinity	DINMORE	and	operate	from	3 DIV
to	IPSWICH				

This message may be sent AS WRITTEN by any means.

Signed

If liable to be intercepted or fall into Enemy Hands, this message must be sent IN CIPHER.

Signed

Originator's instructions Degree of priority

Time of Origin. 1145

(BELOW THIS LINE IS FOR SIGNALS USE ONLY.)

System In.	Time In.	Reader.	Sender.	System Out.	Time Out.	Reader	Sender.	System Out.	Time Out.	Reader.	Sender.
1	1240	Wilson	Sig.								

T.H.I. 1052

T.O.R. 1253 [illegible]

D.2130/11.37.—C.11210.

ARMY FORM C2128. (Pads of 100).

MESSAGE FORM

Serial No.

CALL AND INSTRUCTIONS		No. of Groups.	OFFICE DATE STAMP
IN	WAR DIARY - SINGLE COPIES	GR.	1 OR
OUT	BATTLE MESSAGE BOARD:		

(ABOVE THIS LINE IS FOR SIGNALS USE ONLY.)

TO 18-21-25 Aust Inf Bdes HQ Comd AASC ADMS ADOS copies to Comd AQ Sigs

FROM	Originator's Number	Date	In Reply to Number
7 Aust Div	0102	4	

Following units revert to comd CASC ADMS ADOS as from 0900 hrs 5 Jun and are placed in support of and remain att bdes for local adm in accordance with normal allotment. 4 5 and 6 coys AASC 2/4 2/5 2/6 Fd Ambs 7 8 and 9 Rec Secs A B and C Div Secs Ord Fd Mk. All units mentioned remain att to bdes for local adm. All informed

THIS MESSAGE MAY BE SENT AS WRITTEN BY ANY MEANS * ..... WIRELESS.

SIGNED EXCEPT

IF LIABLE TO BE INTERCEPTED OR FALL INTO ENEMY HANDS, THIS MESSAGE MUST BE SENT IN CIPHER.

SIGNED [signature]

ORIGINATOR'S INSTRUCTIONS DEGREE OF PRIORITY

TIME OF ORIGIN 1610

(BELOW THIS LINE IS FOR SIGNALS USE ONLY.)

SYSTEM IN	TIME IN	READER	SENDER	SYSTEM OUT	TIME OUT	READER	SENDER	SYSTEM OUT	TIME OUT	READER	SENDER

T.H.I.

T.O.R.

* Originator to insert "including" or "except" according to whether the message may or may NOT be sent by wireless.

(5/883) Wt. 46/23/1825. 400M Pads. 4/41. H. & S. Ltd. 51-15.

DUPLICATES MESSAGE - II

TO 7 AUST DIV

FROM 1 AUST CORPS A398 10

Confirming conversation GOC and div comd (.) Government has ordered parades capital cities June 14 in celebration united nations day (.) Governor-general will take salute BRISBANE (.) Desire 7 Aust Div parade composite unit 1000 all ranks to participate (.) Suggest all personnel should be drawn from QUEENSLAND UNITS

Issued from A Branch at 1430/10

TOO 1120
THI 1145
TOR 1510 by "A" through Sigs

Copies to Comd
GI
AQ
A - to act
Q
File
War Diary

Form C.2138
Pads of 1003

MESSAGE FORM

Serial No. 31

CALL AND INSTRUCTIONS		No. of Groups.	OFFICE DATE STAMP
IN	2LM 402 D DC	GR. 86	ARMY SEND SIGNALS
OUT	S/576/I		

(ABOVE THIS LINE IS FOR SIGNALS USE ONLY.)

TO 3 AUST DIV 7 AUST DIV 1 MOT BDE

FROM 1 AUST CORPS | Originator's Number 0398 | Date 11 | In Reply to Number

Secret 9 ref Our GOO 543 of
10 Jun 4/21 O Cent LHQ
has directed that in all area
south of CAPE UPSTART excl small
craft which have been immobilized
under NS general reg 45 D may
be released to their owners provided

THIS MESSAGE MAY BE SENT AS WRITTEN BY ANY WEAVE.

SIGNED

IF LIABLE TO BE INTERCEPTED OR FALL INTO ENEMY HANDS, THIS MESSAGE MUST BE SENT IN CIPHER.

SIGNED

ORIGINATOR'S INSTRUCTIONS DEGREE OF PRIORITY G

TIME OF ORIGIN

T.H.I.

(BELOW THIS LINE IS FOR SIGNALS USE ONLY.)

SYSTEM IN	TIME IN	READER	SENDER	SYSTEM OUT	TIME OUT	READER	SENDER	SYSTEM OUT	TIME OUT	READER	SENDER

T.O.R.

Wt.3631 4/21. 11 2,500 pds. 2/40. C.B.&S. Ltd. T 51/5895.

Form C.1136 (Pads of 100.)

MESSAGE FORM

CALL AND INSTRUCTIONS	IN	II
	OUT	

No. of Groups: GR

Serial No.

Office Date Stamp: SEND 11 VI 42 SIGNALS

(ABOVE THIS LINE IS FOR SIGNALS USE ONLY.)

TO

FROM	Originator's Number	Date	In Reply to Number

adequate arrangements can be made for their rapid immobilization should situation demand. rapid immobilization of small craft will be subject to plans providing for full collection within three weeks

This message may be sent AS WRITTEN by any means.

Signed

If liable to be intercepted or fall into enemy hands, this message must be sent IN CIPHER.

Signed

Originator's instructions degree of priority: Important

(BELOW THIS LINE IS FOR SIGNALS USE ONLY.)

Time of origin: 1930

T.H.J. 2/016

T.O.R.

System in	Time in	Reader	Sender	System out	Time out	Reader	Sender	System out	Time out	Reader	Sender
W		Stower									

WL3431 4/21. 11,2,500 pds. 2/40. C.E.A.S. Ltd. T.51/5896.

Form C.2130 (Page 1 of 100)

MESSAGE FOR CIPHER

Serial No.

CALL AND INSTRUCTIONS: IN / OUT

No. of Groups: GR.

Office Date Stamp

(ABOVE THIS LINE IS FOR SIGNALS USE ONLY.)

TO: 7 AUST DIV

FROM: 1 AUST CORPS

Originator's Number: 0451

Date: 17

In Reply to Number:

Locations	requested	by	you	⊙	6
Aust	Div	Cav	DARWIN	⊙	21
Aust	Eng	Bn	NOT	known	⊙
1	Aust	Armd	Div	SEYMOUR	VIC
⊙	6	Aust	Armd	Bde	CLAPHAM
S.A.					

THIS MESSAGE MAY BE SENT AS WRITTEN BY ANY MEANS.

IF LIABLE TO BE INTERCEPTED OR FALL INTO ENEMY HANDS, THIS MESSAGE MUST BE SENT IN CIPHER.

[illegible] for Cipher Officer 1905/17

ORIGINATOR'S INSTRUCTIONS AS TO ORDER OF PRIORITY

Signed

(BELOW THIS LINE IS FOR SIGNALS USE ONLY.)

Time of origin: 1640

T.H.I. 1645

T.O.R. 1855

System in	Time in	Reader	Sender	System out	Time out	Reader	Sender	System out	Time out	Reader	Sender

(5/240) Wt.27139 /1158. 100 Mpads 9-39. B.&S. Ltd. 51/4798. Forms/e/2130/14.

Army Form C-2130 (Pads of 100)

MESSAGE FORM

Serial No. 64

CALL AND INSTRUCTIONS

IN: Z LIC

OUT: S/797/I

No. of Groups: GR. 83

Office Date Stamp

(ABOVE THIS LINE IS FOR SIGNALS USE ONLY.)

TO: 7 DIV

FROM: 1 Aust Corps

Originator's Number: 0492

Date: 20

In Reply to Number:

Ref LHQ 43596 fwd under my G0017 of 5 May 42 NO to 1 MOT BDE 0 Now for cipher sec being despatched by LHQ direct to formation HQ 0 On receipt take action implement transfer cipher personnel to corps of signals and under cond senior sigs offr respective formation 0 Relevant WES Corps III/38 P/1 not DIV I/14 A/1 inf DIV II/11 C/1 independent BDE II/11 D/1 0 Copy 43596 for 1 MOT Co follows 0 All performed

Signed

Signed

(BELOW THIS LINE IS FOR SIGNALS USE ONLY.)

Time of Origin: 2120

T.H.I. 2155

T.O.R. 0800/21

System In	Time In	Reader	Sender	System Out	Time Out	Reader	Sender	System Out	Time Out	Reader	Sender
U	2230	[illegible]	AJS								

234570F Wt. 563/14-21. 112,500 pads. 2/40. T.51-5035.

Army Form C.2120 (Pads of 100.)

MESSAGE FORM

Serial No.

CALL AND INSTRUCTIONS

IN

OUT

CIPHER 5/80 R/I

No. of Groups GR.

OFFICE DATE STAMP

(ABOVE THIS LINE IS FOR SIGNALS USE ONLY.)

TO 3 AUST DIV 7 AUST DIV

FROM 1 AUST CORPS

Originator's Number 0494

Date 21

In Reply to Number

controlled	stores	⊙	Ref	E 00626	of
16	June	5	rpt	5	of
(9)?	TRACTOR	ANTI	TANK	shown	in
schedule	therewith	to	be	transferred	to
7	DIV	⊙	following	released	for
issue	⊙	Telescopes	sighting	number	124
⊙	to	3 DIV	8	⊙	to

THIS MESSAGE MAY BE SENT AS WRITTEN BY ANY MEANS.

IF LIABLE TO BE INTERCEPTED OR FALL INTO ENEMY HANDS, THIS MESSAGE MUST BE SENT IN CIPHER.

ORIGINATOR'S INSTRUCTIONS DEGREE OF PRIORITY

Refer to SC 56/1/30

TIME OF ORIGIN

T.H.I.

SIGNED

SIGNED

(BELOW THIS LINE IS FOR SIGNALS USE ONLY.)

SYSTEM IN	TIME IN	READER	SENDER	SYSTEM OUT	TIME OUT	READER	SENDER	SYSTEM OUT	TIME OUT	READER	SENDER

T.O.R. 1455

(5/101) Wt. 3851 / 21. 225 m pads 2-40. B.&S.Ltd. 31/5035.

ARMY FORM C.2330. (Pads of 100.)

MESSAGE FORM

Serial No.

CALL AND INSTRUCTIONS

IN

OUT

CIPHER

No. of Groups GR.

OFFICE DATE STAMP

(ABOVE THIS LINE IS FOR SIGNALS USE ONLY.)

TO

-2-

FROM

Originator's Number | Date | In Reply to Number

7 DIV	20	⊙	TRACTOR	ANTI-TANK	fortee
CVT	⊙	to	7 DIV	7	⊙
Q	arranging	issue			

THIS MESSAGE MAY BE SENT AS WRITTEN BY ANY MEANS.

IF LIABLE TO BE INTERCEPTED OR FALL INTO ENEMY HANDS, THIS MESSAGE MUST BE SENT IN CIPHER.

ORIGINATOR'S INSTRUCTIONS DEGREE OF PRIORITY

SIGNED [signature] for [illegible] 1430

(BELOW THIS LINE IS FOR SIGNALS USE ONLY.)

TIME OF ORIGIN 1140

T.H.I. 1212

T.O.R. 1347

SIGNED

SYSTEM IN	TIME IN	READER	SENDER	SYSTEM OUT	TIME OUT	READER	SENDER	SYSTEM OUT	TIME OUT	READER	SENDER

(9/501) Wt. 14314/21. 225m pads 2-40. B.&S.Ltd. 51/3895.

Army Form C.2138 (Pads of 100)

MESSAGE FORM

Serial No.

CALL AND INSTRUCTIONS	IN	CIPHER	No. of Groups GR.	Office Date Stamp 393
	OUT	5/927/		

(ABOVE THIS LINE IS FOR SIGNALS USE ONLY)

TO 7 Aust Div

FROM	Originator's Number	Date	In Reply to Number
AUSBASE ADELAIDE	BA 3739	24	

Rel	Yom	0325/23rd	7	Aust	Inf
Tda	Bde	7	Aust	Inf	Specialist
Gp	Aust	Armd	Ing	Regt	Aust
Arty	Ing	Regt	Services	Ing	Regt
AAMC	Ing	Wing	Ind	Ing	Regt
all	ADELAIDE	⊙	Sig	Ing	Bn
ALBURY	⊙	Engr	Ing	Bn	on

This message may be sent AS WRITTEN by any means.

Signed

If liable to be intercepted or fall into enemy hands, this message must be sent IN CIPHER.

Signed

Originator's Instructions Degree of Priority

Time of Origin

(BELOW THIS LINE IS FOR SIGNALS USE ONLY)

T.H.I.

System is	Time in	Reader	Sender	System out	Time out	Reader	Sender	System out	Time out	Reader	Sender

T.O.R. 2245

Wt.3631 4/21. 11 2,500 pds. 2/40. C.B.&S. Ltd. T 51/5895.

Form C.2130
(Pads of 100.)

MESSAGE FORM

Serial No.

CALL AND INSTRUCTIONS

IN — CIPHER

OUT

No. of Groups: GR.

Office Date Stamp: 39.3

(ABOVE THIS LINE IS FOR SIGNALS USE ONLY.)

TO

2

FROM

			Originator's Number	Date	In Reply to Number
Movement	to	WAGGA			

This message may be sent as written by any means.

Signed

If it is to be intercepted or fall into enemy hands, this message must be sent in Cipher.

Signed

Originator's instructions
Degree of priority

Time of origin

(BELOW THIS LINE IS FOR SIGNALS USE ONLY.)

System in	Time in	Reader	Sender	System out	Time out	Reader	Sender	System out	Time out	Reader	Sender

T.H.S./24

T.Q.R./24

2130/24

Wt 1631 4/21 11 2,500 pds. 2/40. C.B.&S. Ltd. T 51/5895.