

**AWM52**  
**2nd Australian Imperial Force and**  
**Commonwealth Military Forces unit war**  
**diaries, 1939-45 War**

**Item number: 8/3/95**

**58/59 Infantry Battalion**

**December 1943**



26 JAN 1944

26 JAN 1944

## WAR DIARY or INTELLIGENCE SUMMARY.

(Erase heading not required.)

Army Form C. 2118.  
(adapted.)

Unit 58/59 Aust Inf Bn

Date and Time.—From 1 Dec 43

To 1 Dec 43

Place.	Date.	Hour.	Summary of Events and Information.	Remarks and references to Appendices, Diaries, &c.
DONADABU AREA (UBERI) 1" 178400)	1 Dec	0900	C.O. Lt-Col P.D.STARR, and 21/c Capt C.E.NEWMAN inspected turn out of all personnel on Bn parade. At the conclusion of this parade the C.O. announced the programme for the future trg of the Bn, giving a general outline of the form the exercises will take.	
		1000	The remainder of the day was allotted to organized sport for all except B Coy which was employed on road maintenance and which will play sport on Saturday 4 Dec.	
		1400	C.O. Lt-Col STARR and 2 1/c Capt NEWMAN, left camp area on recce of allotted trg area.	
		1500	Capt S.HEDLEY B.I.O., visited Unit and through A/Adjt Lieut ROE, allotted patrol duties for this Unit. Details were arranged to despatch patrol on 2 Dec.	

L.

By Authority: L. F. JOHNSTON, Commonwealth Government Printer, Canberra.





# WAR DIARY or INTELLIGENCE SUMMARY.

(Erase heading not required.)

Army Form C. 2118.  
(adapted.)

Unit 58/59 Aust Inf Bn Date and Time.—From 1 Dec 43 To 2 Dec 43.

Place.	Date.	Hour.	Summary of Events and Information.	Remarks and references to Appendices, Diaries, &c.
DONADABU AREA (UBERI 1" 178400)	1 Dec	1900	A conference for all officers was held to discuss future discipline and trg as per Bde instns No.56 - 9.	
		2000	A lecture arranged by A.E.S. for "The Farmers Club" was delivered in HQ Coy mess hut by Capt LEFFERS of Bde HQ. Camp Standing Orders were compiled and issued to higher formation and Coys.	
	2 Dec	0805	By signal from 15 Bde HQ advice was received to prepare nominal roll for 9 personnel to proceed on home leave.	
		0815	Unit patrol led by Sgt ROBINSON left to recce tracks as ordered by Bde 1 Dec.	
		0830	C.O. Lt-Col P.D.STARR with 2 i/c and Coy Comds carried out T.E.W.T at trg area D in preparation for future Pl exercises. HQ Coy was employed throughout the day on the construction of buildings in the area and preparing of roads.	

L.

By Authority: L. F. JOHNSTON, Commonwealth Government Printer, Canberra.

*[Signature]*



# WAR DIARY or INTELLIGENCE SUMMARY.

(Erase heading not required.)

Army Form C. 2118.  
(adapted.)

Unit 58/59 Aust Inf Bn Date and Time.—From 2 Dec 43 To 2 Dec 43.

Place.	Date.	Hour.	Summary of Events and Information.	Remarks and references to Appendices, Diaries, &c.
DONADABU AREA (UBERI 1" 178400)	2 Dec	0830	Working parties were drawn from B Coy to carry out repairs on LONG HILL and WESTIES ranges.	
			C and D Coys were engaged on pl trg throughout the day.	
		1345	20 personnel selected as wood chopping party left area to cut timber for use in this area. The party will be living out for one week.	
		2000	Motion pictures, shown in Bde Sports Area provided entertainment for tps in the area.	
			C.O. Lt-Col P.D.STARR departed for MILNE BAY to attend Court Martial.	
			All officers attended a lecture, "Preparation of Tactical Exercise" by 2 i/c Capt C.E.NEWMAN. M.C.	<i>R</i>

L.

By Authority: L. F. JOHNSTON, Commonwealth Government Printer, Canberra.

*Robertson Lewis*



# WAR DIARY or INTELLIGENCE SUMMARY.

(Erase heading not required.)

Army Form C. 2118.  
(adapted.)

Unit 58/59 Aust Inf Bn Date and Time.—From 3 Dec 43 To 3 Dec 43.

Place.	Date.	Hour.	Summary of Events and Information.	Remarks and references to Appendices, Diaries, &c.
DONADABU AREA (UBERI 1" 178400)	3 Dec	0800	7 Pl, A Coy, moved out with D Coy to trg area D, to carry out pl exercises according to syllabus. Instructions were later received from B.M. Major B.TRAVERS advising 2 i/c Capt C.E. NEWMAN, that more pl exercises than shown on syllabus would have to be carried out.	
		0830	A kit inspection was carried out in HQ Coy by CQMS and all weapons in the Coy were prepared for forthcoming exercises. Personnel were drawn from B Coy to form working party to execute repairs to LONG HILL range. C Coy was employed in pl trg in Coy area throughout the day.	
		0900	Home Leave draft, which was raised in advice from Bde 2 Dec, was cancelled.	
		1000	During the morning Sgt MAGUIRE of A.E.S. moved through Bn area delivering educational lectures in order of Coys.	

L.

By Authority: L. F. JOHNSTON, Commonwealth Government Printer, Canberra.

*R. ...*  
*R. ...*



# WAR DIARY or INTELLIGENCE SUMMARY.

(Erase heading not required.)

Army Form C. 2118.  
(adapted.)

Unit 58/59 Aust Inf Bn

Date and Time.—From 4 Dec 43 To 4 Dec 43

Place.	Date.	Hour.	Summary of Events and Information.	Remarks and references to Appendices, Diaries, &c.
DONADABU AREA	4 Dec	0700	Tinea patients are still receiving treatment and more cases of Tropical ear have been treated.	Appx <del>BB</del> B
(UBERI 1" 177400)		0830	B and C Coys were engaged on duties in the camp area and personnel were drawn from B Coy, duty Coy, for working party on LONG HILL range, and amn loading party at MORESBY.	
			One Pl of A Coy and of D Coy continued the Pl trg in "D" Trg Area.	
		1230	The remainder of the day was allotted to sport under Coy arrangements, HQ Coy taking a special interest in the personnel in the Coy who could not swim.	
			BHQ were defeated in a volley ball match against HQ Coy.	
			All personnel are continually voicing requests for music and light entertainment. The weekly showing of motion pictures in the area is a poor substitute for the entertainment desired.	

L.

By Authority: L. F. JOHNSTON, Commonwealth Government Printer, Canberra.

*Robert Lewis*



# WAR DIARY or INTELLIGENCE SUMMARY.

(Erase heading not required.)

Army Form C. 2118.  
(adapted.)

Unit 58/59 Aust Inf Bn Date and Time.—From 4 Dec 43 To 5 Dec 43

Place.	Date.	Hour.	Summary of Events and Information.	Remarks and references to Appendices, Diaries, &c.
DONADABU AREA (UBERI 1" 177400)	4 Dec	1800	As guests of the Bn a matron and 9 nurses from 47 Camp Hosp attended a Concert at 113 Con Depot, with officers of this Unit. After having dined at our Officers Mess arrangements were made by Capt NEWMAN 2 i/c for AMNAS from the Hospital to be entertained at picnics etc by tps of this Unit.  Advice was received from S C 15 Bde HQ Capt MOLOMBY, that Lieut A O'ROURKE will be posted to another unit probably 24 Bn as he was promoted from Sgt in this Bn. Report on Lieut O'ROURKE was forwarded to Bde HQ and Brig H H HAMMER Bde Comd interviewed him.	
	5 Dec	0930	Unit Church Pde was conducted on Bn parade ground by Chaplain SAMBELL of 57/60 Bn.  R C parade was conducted in HQ Coy mess hut and personnel from 57/60 Bn attended.	<i>Rm</i>

L.

By Authority: L. F. JOHNSTON, Commonwealth Government Printer, Canberra.

*Robertson Lewis*



# WAR DIARY or INTELLIGENCE SUMMARY.

(Erase heading not required.)

Army Form C. 2118.  
(adapted.)

Unit 58/59 Aust Inf Bn Date and Time.—From 5 Dec 43 To 6 Dec 43

Place.	Date.	Hour.	Summary of Events and Information.	Remarks and references to Appendices, Diaries, &c.
DONADABU AREA (UBERI 1" 177400)	5 Dec	1000	A and D Coys continued with the Pl trg.	
		1030	Kit inspections were carried out in all Coys.	
		1100	The remainder of the day was allotted to make and mend and independent sport for HQ, B and C Coys.	
		2050	Red warning was signalled throughout the area. No a/c were heard or seen.	
		2122	All clear was sounded. No report was received of any air activity in the area.	
	6 Dec	0830	Specialist pl trg was commenced in HQ Coy as per syllabus.	<i>R</i> See Appx C
			A and D Coys were employed in pl trg in area throughout the day.	
			Personnel were drawn from B and C Coys for working parties which carried out repairs to LONG HILL range and improvements to camp and Bde area. Two full Coys are employed constantly on road and other construction works.	

*R. B. ...*



# WAR DIARY or INTELLIGENCE SUMMARY.

(Erase heading not required.)

Army Form C. 2118.  
(adapted.)

Unit 58/59 Aust Inf Bn Date and Time.—From 6 Dec 43 To 7 Dec 43

Place.	Date.	Hour.	Summary of Events and Information.	Remarks and references to Appendices, Diaries, &c.
DONADABU AREA	6 Dec	1330	Dental inspections were conducted throughout the unit.	
(UBERI 1" 177400)		1900	An officers discussion was held. Subject "Lessons learnt from 2/10 Bn Battle Practice". RSM undertook duties as Pl Comd B Coy from today for an indefinite period. This renders this posting of RSM temporarily vacant.	
		1930	Lt-Col P D STARR C O, attended C Os conference at Bde HQ where it was stated that reinforcements will probably not be made available for some time.	
	7 Dec	0830	Staff Conferences and Coy Comds Conferences were held. Adm and trg were discussed.	<i>Bun</i>
			With the exception of pls doing exercises as per syllabus and of a party drawn from D Coy to work on main MORESBY DONADABU road vicinity ROUNA FALLS, all rifle Coy personnel were employed on road repairs and general camp duties in the Bn area.	

L.

By Authority: L. F. JOHNSTON, Commonwealth Government Printer, Canberra.

*R. B. ...*



# WAR DIARY or INTELLIGENCE SUMMARY.

(Erase heading not required.)

Army Form C. 2118.  
(adapted.)

Unit 58/59 Aust Inf Bn Date and Time.—From 7 Dec 43 To 8 Dec 43

Place.	Date.	Hour.	Summary of Events and Information.	Remarks and references to Appendices, Diaries, &c.
DONADABU AREA (UBERI 1" 177400)	7 <sup>th</sup> Dec	0830	The necessity for this number of men to be engaged on duty is causing a serious interruption to the trg syllabus.	
			While Pnr pl worked on the construction of buildings in the area, the remainder of HQ Coy carried out specialist trg by pls as per syllabus.	
		1600	Light rain fell in the area for about half an hour. Inclement conditions have so far interrupted afternoon trg but this was the first rain for three days.	
	8 Dec	0830	12 Pl B Coy, 13 Pl C Coy exercised in D trg area while 11 Pl and 14 Pl held range practices in the bn area.	
			15 Pl of C Coy formed working party to carry out repairs to LONG HILL RANGE and WESTY RANGE.	
			The remainder of B and C Coys and A and D Coys supplied working parties to carry out duties in the Bn area, on the Bde	

*[Handwritten signature]*

*[Handwritten signature]*

By Authority: L. F. JOHNSON, Commonwealth Government Printer, Canberra.  
road, and on the main road in the area ROUNA FALLS.



# WAR DIARY or INTELLIGENCE SUMMARY.

(Erase heading not required.)

Army Form C. 2118.  
(adapted.)

Unit 58/59 Aust Inf Bn Date and Time.—From 8 Dec 43 To 9 Dec 43

Place.	Date.	Hour.	Summary of Events and Information.	Remarks and references to Appendices, Diaries, &c.
DONADABU AREA (UBERI 1" 177400)	8 Dec	0830	HQ Coy played sport during the morning but reverted to pl trg for the afternoon.	
		1200	11 Pl, B Coy, abandoned pl trg to clean BHQ Area.	
		1400	Brig STEELE Comd MORESBY SUB BASE AREA, and Brig H H HAMMER CO 15 Bde, visited Unit. After inspecting guard, the visitors with CO Lt-Col P D STARR and 2 i/c Capt C E NEWMAN MC, moved through Coy areas. They left the area at 1430 hrs.	
			Thirty eight new tents were delivered to the QM. These will replace some of the leaking tents which are making living conditions uncomfortable for the tps.	
	9 Dec	0715	9 personnel went on leave.	
		0830	HQ Coy continued with specialist trg in Coy area throughout the day.	
			14 Pl C Coy continued with pl exercises in D Trg Area while 15	

*R*

*R. M. ...*

By Authority: L. F. JOHNSTON, Commonwealth Government Printer, Canberra.  
Pl held rifle practice on WESTY RANGE with 11 Pl B Coy.



# WAR DIARY or INTELLIGENCE SUMMARY.

(Erase heading not required.)

Army Form C. 2118.  
(adapted.)

Unit 58/59 Aust Inf Bn Date and Time.—From 9 Dec 43 To 9 Dec 43

Place.	Date.	Hour.	Summary of Events and Information.	Remarks and references to Appendices, Diaries, &c.
DONADABU AREA (UBERI 1" 177400)	9 Dec	0830	The remainder of the unit was employed on general duties within the camp area.	
		1100	12 Pl B Coy returned from pl exercise and formed working party to execute repairs to roads in area.  HQ Coy strength was increased by 15 transfers from rifle Coys to the Pnr Pl.  Due to lack of material the Pnr Pl is experiencing difficulty in the constuction of buildings in the area.  Lieut RODRIQUEZ was attached from R A A 9 Div to allow officers and O Rs the opportunity of discussing arty.	
		1900	Officers discussion was held on LHQ Int Bulletin No 4 "Jap Arty-Reflections by Major Goto!" After which Lieut RODRIQUEZ lectured on Arty Organization equipment and capabilities.	
		2000	Pictures shown on the Bde sports ground provided entertainment	<i>R</i>

L.

By Authority: L. F. JOHNSTON, Commonwealth Government Printer, Canberra.  
for all tps in the area.

*R. M. ...*



# WAR DIARY or INTELLIGENCE SUMMARY.

(Erase heading not required.)

Army Form C. 2118.  
(adapted.)

Unit 58/59 Aust Inf Bn

Date and Time.—From 10 Dec 43 To 10 Dec 43

Place.	Date.	Hour.	Summary of Events and Information.	Remarks and references to Appendices, Diaries, &c.
DONADABU AREA	10 Dec	0730	On Coy sick parades over the past week a slight increase in	
UBERI 1" 177400)			Tinea patients was observed	Appx D
		0830	HQ Coy continued with specialist tng in coy area as per	
			syllabus until 1030 when a lecture was delivered by Lieut	
			Rodriguez.	
			15 pl C Coy were engaged on pl exercises in D training area	
			while 13 pl held rifle practice on WESTY RANGE. 10 pl B Coy	
			moved out to exercise in D tng area and at 1100 11 pl ret'd	
			to camp after completing pl training.	
			The remainder of the Bn was employed on duties in the Bn area.	
		0900	Lieut Rodriguez RAA was attached to A & D Coys in the morning	
			and B & C Coys in the afternoon to allow NCO's and men to ask	
			questions on arty.	

L.

By Authority: L. F. JOHNSON, Commonwealth Government Printer, Canberra.

*Blashaw Lewis*



# WAR DIARY or INTELLIGENCE SUMMARY.

(Erase heading not required.)

Army Form C. 2118.  
(adapted.)

Unit 58/59 Aust Inf Bn

Date and Time.—From 10 Dec 43

To 11 Dec 43

Place.	Date.	Hour.	Summary of Events and Information.	Remarks and references to Appendices, Diaries, &c.
DONADABU AREA (UBERI 1" 177400)	10 Dec	1000	Capt Millikan left for 11 Fd Amb and Capt Middleton arrived as RMO from 11 Fd Amb.	
			Capt Newman 2 I/C received advice of promotion to Major.	
		2000	Pictures again supplied entertainment for tps in the area.	
	11 Dec	0830	For the duration of the morning half the personnel in camp were engaged in tng and duties whilst the remainder played inter-coy sport.	
			During the afternoon the personnel who worked in the morning played sport under Coy arrangements. This half day of sport completed the day and a half allowed per week.	
			10 pl B Coy continued with exercises in the field as per tng syllabus	
		2000	A short interlude of light and classical recordings was provided by AES in the HQ Coy mess hut.	

L.

By Authority: L. F. JOHNSTON, Commonwealth Government Printer, Canberra.

*R. H. Lewis*



# WAR DIARY or INTELLIGENCE SUMMARY.

(Erase heading not required.)

Army Form C. 2118.  
(adapted.)

Unit 58/59 Aust Inf Bn Date and Time.—From 11 Dec 43 To 11 Dec 43

Place.	Date.	Hour.	Summary of Events and Information.	Remarks and references to Appendices, Diaries, &c.
DONADABU AREA (UBERI 1" 177400)	11 Dec	2000	<p>Transport was supplied for 50 personnel allowed to attend concert at 113 Aust Con Depot.</p> <p>Attached (Appx E) are memos for past week. These are prepared daily in advance by Coy cooks in consultation with WO caterer and presented for CO's approval. During this last week fresh meat and vegetables have been received. This has made a great improvement in the men's diet. The attached menus are similar to those prepared when fresh meat is not available and it is impossible to show on paper the difference that fresh food makes to the men. Efforts are being made to obtain eggs occasionally. Reports have been received that hospitals receive more eggs than they need. So much so that hospital staffs can eat eggs fairly regularly. It is considered that the issue of eggs to the troops in Inf Bns would be beneficial, hence our</p>	

*B. Mackenzie Lewis*



# WAR DIARY or INTELLIGENCE SUMMARY.

(Erase heading not required.)

Army Form C. 2118.  
(adapted.)

Unit 58/59 Aust Inf Bn

Date and Time.—From 11 Dec 43

To 11 Dec 43

Place.	Date.	Hour.	Summary of Events and Information.	Remarks and references to Appendices, Diaries, &c.
DONADABU AREA	11 Dec		efforts to obtain them. The officers mess was able to purchase	
(UBERI 1" 177400			36 doz eggs today. If eggs are available to officers on	
			purchase they should be available to men on issue.	
			Complaints are being received from the troops at the absence	
			of music and light entertainment. The inability to obtain	
			nails and other building materials from engineers has	
			prevented the unit from starting to build a Recreation Hut for	
			the men. Wireless sets cannot be obtained from ACF as they are	
			all being sent to tps in fwd areas.	
			This unit's YMCA rep. has only been able after persistent	
			efforts to get a portable gramophone and one usable wireless	
			set. These do not cater for a large enough number. This unit	
			has an amplifying set in kit store at Maryborough. Efforts	
			were made last October to get approval to conduct this set up	

L.

By Authority: L. F. JOHNSON, Commonwealth Government Printer, Canberra.

*R. B. Batters*



# WAR DIARY or INTELLIGENCE SUMMARY.

(Erase heading not required.)

Army Form C. 2118.  
(adapted.)

Unit 58/59 Aust Inf Bn

Date and Time.—From 11 Dec 43

To 11 Dec 43

Place.	Date.	Hour.	Summary of Events and Information.	Remarks and references to Appendices, Diaries, &c.
DONADABU AREA (UBERI 1" 177400)	11 Dec		to the unit together with band instruments and sewing machine, but our requests were refused. The Unit has now written to kit store to send these items through MFO as it is considered that the great need for them justifies the great risk of their being pilfered or being damaged if sent without escort.	<i>R. H. ...</i>

L.

By Authority: L. F. JOHNSTON, Commonwealth Government Printer, Canberra.

*R. H. ...*



# WAR DIARY or INTELLIGENCE SUMMARY.

(Erase heading not required.)

Army Form C. 2118.  
(adapted.)

Unit 58/59 Aust Inf Bn Date and Time.—From 12 Dec 43 To 13 Dec 43

Place.	Date.	Hour.	Summary of Events and Information.	Remarks and references to Appendices, Diaries, &c.
DONADABU AREA (UBERI 1" 177400)	12 Dec	0945	R C Parade was conducted in HQ mess hut by Chaplain from 113 Con Depot.	
		1000	Unit Church Parade held on Bn parade ground was conducted by Chaplain SAMBELL of 57/60 Bn.	
		1030	All personnel in the camp area were free for make and mend and recreation for the remainder of the day.	
		1100	Tpt was supplied to carry 20 personnel to visit friends in 2/9 A G H.	
		1600	A Conference was held of D Coy Comd, Pl Comds, DS, Umpires, CSM, CQMS for the purpose of explanation by DS and discussion of forthcoming exercise.	
	13 Dec	0800	D Coy moves out from Campsite to Bn RV.	<i>Rappoc F</i>
		0830	B Coy " " " " " " "	
			A Coy was employed on duties in the Bde area throughout the day.	

L.

By Authority: L. F. JOHNSTON, Commonwealth Government Printer, Canberra.  
Pnr Sgt reported that position of engr materials was satisfactory  
and was instructed to finish Mens Recreation Hut (80'X30')  
and Sgts Mess by Xmas.

*Robertson Lewis*



# WAR DIARY or INTELLIGENCE SUMMARY.

(Erase heading not required.)

Army Form C. 2118.  
(adapted.)

Unit..... 58/59 Aust Inf Bn ..... Date and Time.—From ..... 13 Dec 43 ..... To ..... 14 Dec 43 .....

Place.	Date.	Hour.	Summary of Events and Information.	Remarks and references to Appendices, Diaries, &c.
DONADABU AREA (UBERI 1" 177400)	13 Dec	0830	HQ Coy were engaged on specialist trg.	
			C Coy was Duty Coy.	
			Lieut J F BETHUNE MC and Lieut R MATTHEWS assumed duties of Adj and I O respectively.	
		1530	All Coys were advised that a Bn Pde would be held at 0830 hrs 15 Dec. Coys exercises to be postponed on account of this Pde.	
	14 Dec	0830	Due to the temporary shortage of Junior Offrs, Senior NCOs will act in the capacity of O O until further notice.	
			C Coy was Duty Coy.	
			HQ Coy continued with specialist trg in Coy Area as per syllabus.	
		1100	D Coy returns from Coy Exercise per foot and remainder of day engaged in make and mend.	
		1215	A Coy returns from Coy exercise per foot and remainder of day engaged in make and mend.	

L.

By Authority: L. F. JOHNSTON, Commonwealth Government Printer, Canberra.

*R. Bushman Lieut*



# WAR DIARY or INTELLIGENCE SUMMARY.

(Erase heading not required.)

Army Form C. 2118.  
(adapted.)

Unit 58/59 Aust Inf Bn Date and Time.—From 14 Dec 43 To 15 Dec 43

Place.	Date.	Hour.	Summary of Events and Information.	Remarks and references to Appendices, Diaries, &c.
DONADABU AREA (UBERI 1" 177400)	14 Dec	1330 <sup>e</sup>	B Coy returns from Coy exercise per vehicle.	
			D Coy tpt arrangements miscarried.	
		0730	Many cases of Diarrhoea were treated in Rifle Coys Sick Pdes. Working parties were again drawn from A Coy.	
		1900	Capt C C CUTHBERTSON returned from Hospital to await posting. This officer is on "no duties" for a fortnight. All officers attended discussion on "Bn Organization".	
		1200	Personnel left for trip to PARADISE IS.	
	15 Dec	0830	A Bn Pde was held and personnel inspected by CO Lt-Col P D STARR and 2 i/c Maj C E NEWMAN MC. The dress and accoutrements were found to be satisfactory.	<i>Starr</i>
		0900	HQ Coy played organized sport for the remainder of the day. D Coy Duty Coy.	
			A Coy engaged in pl exercise all day.	<i>Appen</i>

L.

By Authority: L. F. JOHNSTON, Commonwealth Government Printer, Canberra.

*Robertson*



# WAR DIARY or INTELLIGENCE SUMMARY.

(Erase heading not required.)

Army Form C. 2118.  
(adapted.)

Unit 58/59 Aust Inf Bn Date and Time.—From 15 Dec 43 To 16 Dec 43

Place.	Date.	Hour.	Summary of Events and Information.	Remarks and references to Appendices, Diaries, &c.
DONADABU AREA (UBERI 1" 177400)	15 Dec	0900	C Coy engaged in Coy Tactical Exercise with Tps, Coy in adv and attack.	
		<del>1100</del>	<del>Always Maintained.</del>	
		1330	B Coy moves out from campsite to Bn RV for purposes of carrying out Coy Exercises.	
		1745	Personnel returned from trip to PARADISE IS.	
			As a record of the type of meals the Bn is having, Menus are attached. These are prepared daily in advance by WO Caterer in connection with Coy Cooks and submitted to CO for approval.	
			Sufficient cooking materials are available. The Bn buys out of regimental funds cornflakes, spices, sauces, dried fruits etc to supplement the ration.	
	16 Dec	0800	B Coy returned from exercise.	
		0830	HQ Coy trg as per syllabus.	

L. By Authority: L. F. JOHNSON, Commonwealth Government Printer, Canberra.

D Coy Duty Coy.

*R. H. ...*



# WAR DIARY or INTELLIGENCE SUMMARY.

(Erase heading not required.)

Army Form C. 2118.  
(adapted.)

Unit 58/59 Aust Inf Bn Date and Time.—From 16 Dec 43 To 17 Dec 43

Place.	Date.	Hour.	Summary of Events and Information.	Remarks and references to Appendices, Diaries, &c.
DONADABU AREA	16 Dec	1105	A Coy completed pl exercise. Remainder of the day rest.	
(UBERI 1" 177400)		1120	C Coy completed Coy Tactical Exercise. Remainder of the day make and mend.	
		1400	Conference in the Offrs Mess re Bn Exercise 17 - 18 Dec incl Maj C E NEWMAN MC President as he was to be CO during the Exercise and delivered his Adm Instns. R & O Grp and pl Comd HQ Coy attended also RSM, WO Caterer.	
			I Sec moved out to old ARD site to prepare for Bde School.	
			Sgt C HOLLICK acting as I officer with 8 tps who will act as I Sec until 31 Dec, then commence trg as 100% reserve.	
		1900	R & O Gp Conference in Offrs Mess to rec 00s for Bn Exercise.	
		1945	Films were shown at Donadabu Open Air Theatre.	
	17 Dec	0830	Bn moved out from campsite to Trg Area for commencement of Exercise . Adm Instn . Bde I School commences.	

*R*

Appx *h*

*Robertson Lewis*



# WAR DIARY or INTELLIGENCE SUMMARY.

(Erase heading not required.)

Army Form C. 2118.  
(adapted.)

Unit 58/59 Aust Inf Bn Date and Time.—From 17 Dec 43 To 17 Dec 43

Place.	Date.	Hour.	Summary of Events and Information.	Remarks and references to Appendices, Diaries, &c.
DONADABU AREA	17 Dec	1600	4 Arty Officers from 2 Aust Fd Regt attached for lectures	
(UBERI 1" 177400)			discussions and exercises from 18 - 26 Dec 43, incl.	
		1945	Films were shown at Donadabu Open Air Theatre.	<i>Bur</i>

*B. H. ...*



# WAR DIARY or INTELLIGENCE SUMMARY.

(Erase heading not required.)

Army Form C. 2118.  
(adapted.)

Unit 58/59 Aust Inf Bn Date and Time.—From 18 Dec 43 To 19 Dec 43

Place.	Date.	Hour.	Summary of Events and Information.	Remarks and references to Appendices, Diaries, &c.
DONADABU AREA (UBERI 1" 177400)	18 Dec	0830	Applicants for Provost Corps left for interview at PORT MORESBY	
			by APM.	
		0920	Bn returned to Camp Site from Exercise. Remainder of day make	<i>App M</i>
			and mend.	
		1630	All officers attended T E W T at Bde HQ.	
		1615	Provost Corps applicants returned,	
		1930	A P & A Pde organized by Bde Amenities Officer was well attended	
			by members of this unit. The entrants from our unit acquitted	
			themselves very well. This entertainment was appreciated by	
			personnel who attended.	
	19 Dec	0930 - 1130	Officers again at Bde for T E W T.	<i>B</i>
		1000	Church Parade conducted by Chaplain Sambell 57/60 Bn.	
		1030	R C Parade conducted by Chaplain from Con Dep.	
			Remainder of day make and mend. B Coy Duty Coy.	<i>R</i>

L.

By Authority: L. F. JOHNSTON, Commonwealth Government Printer, Canberra.

*Blashem Lewis*



# WAR DIARY or INTELLIGENCE SUMMARY.

(Erase heading not required.)

Army Form C. 2118.  
(adapted.)

Unit 58/59 Aust Inf Bn Date and Time.—From 19 Dec 43 To 20 Dec 43

Place.	Date.	Hour.	Summary of Events and Information.	Remarks and references to Appendices, Diaries, &c.
DONADABU AREA (UBERI 1" 177400)	20 Dec	0700	4 personnel reported to Bde for further interview at PORT MORESBY by APM.	
		0830	A and D Coys prepare for L O A T as per Daily Summary of Trg. Appx 0 B Coy range practice at LONG HILL RANGE. C Coy Duty Coy and range practice. D Coy move out to Trg Area D. Live out and train (Bde Trg Instn No 10).	
		1230	A and D Coys leave camp for 3 days L O A T.	<i>R</i>

*Robertson Lewis*



# WAR DIARY or INTELLIGENCE SUMMARY

Army Form C.2118  
(adapted.)

(Erase heading not required).

Unit 58/59 Aust Inf Bn Date and Time.—From 21 Dec 43 To 23 Dec 43

Place	Date	Hour	Summary of Events and Information	Remarks and references to Appendices, Diaries, &c.
DONADABU AREA (UBERI 1" 177400)	21 Dec	0800	B Coy Duty Coy, A Coy LOAT, D Coy LOAT.	
			C Coy working parties morning, Sports afternoon.	
		1215	Instructions issued to Bn to clean up area for Christmas.	
		1800	C Coy mounted Guard.	
		2300	D Coy returned from exercise.	<i>Bm</i>
	22 Dec	0800	A Coy LOAT, D Coy Duty Coy.	
0830		B Coy moves out for LOAT.		
0915		C Coy moves out for LOAT.	<i>Appoc Ri</i>	
		1128	A Coy returned from LOAT.	<i>Bm</i>
	23 Dec	0800	A Coy Duty Coy, B Coy LOAT, C Coy LOAT. D Coy exercise (in vicinity of Coy Area) Open Formation. Officers posting of Lieut L McDONALD to A Coy - <del>Lieut BERRIN ? S.</del>	
		1000	Inspecting Armourers from 129 Aust Bde Work Shops. Several minor repairs to be carried out on weapons. Armourer states weapons best he has inspected.	<i>B. B. B. B. B.</i>



# WAR DIARY or INTELLIGENCE SUMMARY

Army Form C.2118  
(adapted.)

Unit..... 58/59 Aust Inf Bn.....

(Erase heading not required).

Date and Time.—From..... 23 Dec 43..... To..... 25 Dec 43.....

Place	Date	Hour	Summary of Events and Information	Remarks and references to Appendices, Diaries, &c.
DONADABU AREA	23 Dec	2000	Pictures at Donadabu Open Air Theatre.	<i>Rm</i>
(UBERI 1" 177400)	24 Dec	0800	D Coy Duty Coy.	
		0930	Rifles sent to Workshops for repairs re armourers inspection.	
		0947	C Coy returns from LOAT.	
		1015	B Coy return from LOAT.	
		1030	Rehearsal of Pl Drill preparatory to Bde Competition at Sports	
			Meeting New Years Day.	
		1330	Heavy rain commenced. First rain since 17 Dec.	
			Conference Offrs Mess ref arrangements Xmas Day.	
		2000	Pictures Donadabu Open Air Theatre.	<i>Rm</i>
	25 Dec	0645	Christmas Day - Reveille.	
		0730	RC Church Pde HQ Coy Mess Hut conducted by Chaplain from	
			113 Con Depot.	

*Blashaw Lewis*



# WAR DIARY or INTELLIGENCE SUMMARY

Army Form C.2118  
(adapted.)

(Erase heading not required).

Unit..... 58/59, Aust Inf Bn ..... Date and Time.—From..... 25 Dec 43 ..... To..... 25 Dec 43 .....

Place	Date	Hour	Summary of Events and Information	Remarks and references to Appendices, Diaries, &c.
DONADABU AREA (UBERI 1" 177400)	25 Dec	0800	Church Pde Chaplain BLAKEMORE first Pde this unit. Brigadier H H HAMMER DSO, Maj B H TRAVERS BM, present at this Pde received by Maj C E NEWMAN MC 2 i/c, and Lieut J F BETHUNE MC Adj. The 24 Aust Inf Bn Band (incl 7 ex members of our band) provided music for the Pde and Hymns. The 57/60 Aust Inf Bn Choir sang 3 Christmas Carols. The 2 i/c expressed the appreciation of this Unit for the musical contribution to the Pde, and suggested that we emulate the 57/60 Bn.	
		0900	Breakfast after which the Coys decorated Mess Huts.	
		1300	Christmas Dinner ( menu attached See Appx 7 ). The men were waited on by Offrs, WO's and Sgts during the meal. The CO, 2 i/c and Adj. inspected all food before serving and all Mess Huts to judge the winners of the Competition for the best cooked and served up meal and the best decorated Mess Hut.	

PRIME

R. B. ...



# WAR DIARY or INTELLIGENCE SUMMARY

Army Form C.2118  
(adapted.)

Unit..... 58/59 Aust Inf Bn.....

(Erase heading not required)

Date and Time.—From..... 25 Dec 43 To..... 26 Dec 43.....

Place	Date	Hour	Summary of Events and Information	Remarks and references to Appendices, Diaries, &c.
DONADABU AREA  (UBERI 1" 177400)	25 Dec	1300	HQ Coy won the former prize being £6, and C Coy the latter prize of 10 doz eggs. From Regtl Funds a Canteen Order to the value of 5/- was issued to each man and to each member of unit in hospital.	
		1700	Evening meal - light refreshments.	
		1945	Extra screening of Films at Donadabu Open Air Theatre.	
			ACF Hampers were distributed immediately subsequent to the Midday Dinner.	
		26 Dec	0715	H C held in Unit's uncompleted YMCA Hut conducted by Unit Padre.
		0800	A Coy Duty Coy.	
		1030	RC Pde HQ Coy Mess Hut conducted by Chaplain from 113 Con Dep. Remainder of day make and mend.	
		1930	Voluntary Church Pde YMCA Hut conducted by Unit Padre, approx 60 present.	<i>Rm</i>

*R. K. ...*



# WAR DIARY or INTELLIGENCE SUMMARY

Army Form C.2118  
(adapted.)

(Erase heading not required).

Unit..... 58/59 Aust Inf Bn.....

Date and Time.—From..... 27 Dec 43..... To..... 28 Dec 43.....

Place	Date	Hour	Summary of Events and Information	Remarks and references to Appendices, Diaries, &c.
DONADABU AREA	27 Dec	0800	C Coy Duty Coy, 27 - 31 Dec incl Pl Trg as per syllabus.	Appx <i>U</i>
(UBERI 1" 177400)		0830	2 day Bde Umpires Course commences, 7 Offrs & 7 Sgts attend from 58/59 Bn.	
		0850	D Coy moves out exercise Pl in Attack.	
		0900	A Coy " " " " " "	
			B Coy T's O E T conducted for proficiency pay.	
		1815	Meeting of WO's and Sgts in new Sgts Mess Hut which is to be opened New Years Day.	<i>R</i>
	28 Dec	0800	A Coy Exercise Pl in Attack.	
			B and C Coys T's O E T conducted for proficiency pay.	
			D Coy Exercise Pl in Attack.	
		1200	Quarterly return submitted 15 Bde of inoculations, vaccinations and blood groupings.	
		1400	B and C Coys Sport afternoon.	<i>R</i>

*Robertson Lewis*



# WAR DIARY or INTELLIGENCE SUMMARY

Army Form C.2118  
(adapted.)

Unit..... 58/59 A ust Inf Bn.....

(Erase heading not required)

Date and Time.—From..... 29 Dec 43 To..... 30 Dec 43.....

Place	Date	Hour	Summary of Events and Information	Remarks and references to Appendices, Diaries, &c.
DONADABU AREA	29 Dec	0800	A Coy Duty Coy.	
(UBERI 1" 177400)		0830	B and C Coys T's O E T conducted for proficiency pay.	
			D Coy Exercise Pl in Attack after T's O E T for proficiency pay.	
		1600	Judges for Bde Sports conference at Sports Ground. During the day the Bde E O delivered lectures of one hours duration to B, C and D Coys.	
	30 Dec	0720	Sig O and 13 Sig Personnel move out for Bde I School Exercise.	<i>R</i>
		0800	D Coy Duty Coy. A Coy T's O E T conducted for proficiency pay.	
		0840	B Coy Exercise Pl in Attack all day duration.	
		0845	C Coy " " " " " " " "	
		1200	Personnel employed as MT drivers transferred to HQ Coy.	
			41 Duties proceed to Bde and 40 others employed cleaning up areas ready for Sports Day. Capt BATEMAN visited MORESBY and after personal interviews succeeded in getting 8 Aladdin lamps, a box of text books and stationery, and authority for 20 yds of screenings.	

*R. Mather Lewis*



# WAR DIARY or INTELLIGENCE SUMMARY

Army Form C.2118  
(adapted.)

Unit..... 58/59 Aust Inf Bn

(Erase heading not required)  
Date and Time.—From..... 30 Dec 43 To..... 31 Dec 43.....

Place	Date	Hour	Summary of Events and Information	Remarks and references to Appendices, Diaries, &c.
DONADABU AREA (UBERI 1" 177400)	30 Dec	1200	Chaplain BLAKEMORE conferred with Water Tpt and made tentative arrangements for 30 tps to be taken to Paradise Is from time to time.	
		2000	Pictures at Donadabu Open Air Theatre.	<i>Rm</i>
	31 Dec	0900	CO to CO's Conference at Bde HQ.	
		0800	Bn preparing for New Years Day - whole area cleaned up, all signs and whitewash renovated, and rubbish cleared away, Final arrangements made for 15 Bde Sports Gymkana New Years Day at Sports Ground Donadabu.	
		1400	<i>1 sec returned from Bde School</i>	
		2000	Films at Donadabu Open Air Theatre.	
		1030	<i>Bde comdr's conference, CO advised that 18 and 15 Bde will relieve 28 and 25 Bde in RAMU VALLEY, Bn warned to prepare plans tables for move.</i>	<i>P. J. Horn, Lt. Col. Comd. 58/59 Aust Inf Bn</i>
				<i>Rm</i>

*Robertson Lewis*



CAMP STANDING ORDERS.

HQ

58/59 Aust Inf Bn  
26 Oct. '43.

- GENERAL 1.** (a) The Adjt is responsible for promulgation and revision of these orders.  
 (b) Coy Comdrs are responsible that these Orders are known by ALL ranks under their Comd. R.S.M. responsible for B.H.Q.  
 (c) Disciplinary action must be taken in the case of breaches or neglect of any of these orders.  
 (d) Orders of higher formations cancelling or amending these orders will take effect when promulgated in Unit R.O's or these orders.

<u>ROUTINE</u>	2. (a)	Monday - Saturday.	Sunday
		0700 hrs Reveille	
		0710 hrs Roll call	
		0745	Offrs Sgts & Mens Mess.
		0830 hrs	Bn Sick parade Coy parades
		0845-1215	Morning parade
		1230	Lunch
		1345	Coy parades
		1400-1630	Afternoon Parade
		1700	Mens Mess
		1800	Retreat. Malarial & Leave Inspections.
		1815	Offrs & Sgts Mess
		2130	Tattoo
		2245	Last Post
		2300	Lights out
		2300	Offrs & Sgts Messes close.

0900 hrs Bn Church parade  
0930-1215 Make and mend.  
Adm Parades.

Note. (i) Afternoon parade on Saturday will be organised sports.

(ii) Regimental buglers will sound all usual calls.

- DRESS. 3.** Uniformity of dress throughout the Unit will be enforced.
- (a) Orders of dress are as in Appx "A". Coy Comds are responsible that their men are correctly turned out. Hats must be correctly dented, boots correctly laced and webbing correctly assembled.
- (b) Dress and equipment will be kept clean and mended.
- (c) Unauthorised dress will not be worn. Alteration, mutilation or marking of dress or equipment is forbidden.
- (d) Webbing, anklets and puggarees will be kept scrubbed clean
- (e) Identity discs will be worn at all times and paybook carried in gas wallet in left hand breast pocket.
- (f) Boots will be polished before morning parades.
- (g) All ranks will shave every day.  
Shaving will be done before morning parade.
- (h) Hair will be kept short and neatly clipped. Beards and sideboards are forbidden. Moustaches will be neatly trimmed.
- (i) Hats will be worn in parade hours.
- (j) Coys will parade men about to proceed on leave. No man incorrectly dressed will be allowed leave.

4. Reserved  
 5. Reserved  
 6. Reserved.



**DUTIES.** 7. Unless otherwise ordered ALL duties will mount at Retreat for a period of 24 hours.

(b) Duty Coy will supply Bn Orderly Sgt, Cpl and Runner and will mount Bn Guard and inlying picquet. Adjt will nominate Bn Orderly Officer. In emergency a Cpl may mount as Bn Ord Sgt and a Pte as Bn Ord Cpl.

(c) Detailed instructions for Bn duties are set out in appendices as follows:

Appendix "B" Instructions for mounting Bn Guard, Inlying Picquet and Bn Duties.

Appendix "C" Duties of the Officer of the Guard  
Duties of the Sgt of the Guard  
Duties of the Cpl of the Guard

Appendix "D" Duties of Bn Orderly Officer  
Duties of Bn Orderly Sgt  
Duties of the Bn Orderly Runner.

Appendix "E" Duties of the inlying picquet.

(d) Each Coy will mount Coy Orderly Officer. Sgt Cpl and Runner. Instructions for these duties are set out in appx "F"

**BATTALION PARADES** 8.(a) Bn parade will be held every Monday Morning at 0900 hrs and when otherwise ordered.

(b) Every man in the Unit and attached will attend except essential duties as ordered by B.H.Q.

(c) Drill order will be worn.

**CHURCH PARADES** 9.(a) Unit Church parades will be held at 0900 hrs on Sundays & when ordered.

(b) Drill order will be worn.

(c) Coys are responsible that only duty men R.Cs and conscientious objectors do not attend these parades and that these men are suitably employed during Church Parades.

(d) Instructions for Unit Church Parades are set out in Appx "H"

(e) R.Cs will be paraded for Mass under Senior R.C. Officer or N.C.O. as arranged with Chaplain. Drill order will be worn.

**MESSES.** 10.(a) Officers and Sgts Messes will be maintained.

(b) Rules to be observed are set out in -

Officers Mess Appendix "I"

Sgts Mess Appendix "J"

**CAFETERIA** 11. Unit canteen will be maintained. Rules to be observed are set out in Appx "K".

**SPECIAL DUTIES.** 12.(a) In addition to normal duties Officers will be selected to carry out special duties, instructions for which are laid down in the appendices as follows.

Appendix "L" Amenities Officer.

Appendix "M" Sports Officer

Appendix "N" Franking Officer.

Appendix "O" O.C. Photography

Appendix "P" Education Officer

Appendix "Q" Fire Officer.

Appendix "R" Reserved

Appendix "S" Reserved

Appendix "T" Reserved

(b) Adjt is responsible that these positions are filled immediately they fall vacant.

**CONDUCT OF TROOPS**

13.(a) Blasphemous or foul language is forbidden.

(b) Officers and N.C.Os will teach their men by instruction and example that respect for senior Officers is the mark of a good soldier. It will be stressed that this is important outside Unit lines as within.



**CONDUCT OF TROOPS (Contd)**

- 13.(c) Unsoldierly bearing will not be tolerated. "Swagger" will be encouraged as an aid to smartness.
- (d) Coy Comds are responsible that all ranks are regularly instructed and tested in paying of compliments and saluting.
- (e) Correct saluting by all ranks will be enforced. Other ranks will salute and stand to attention when addressing an Officer. Junior Officers addressing a senior Officer will do likewise.
- (f) Occupants of tents will stand to attention in front of the tent when an inspecting Officer approaches.
- (g) If an inspecting Officer approaches during a training period, the Officer or M.C.O. in charge of the parade will report to him but the instructor and class will continue work without interruption.

**FIRE PRECAUTIONS**

- 14.(a) Precautions to be taken against the outbreak of fire are set out in Appendix "R"
- (b) Inlying picquet will be fire picquet.

D.G. SPINK Lieut  
A/Adjt 58/59 Aust Inf Bn



APPENDIX "A"

ORDERS OF DRESS.

- GENERAL 1 (a) Between Retreat and Reveille sleeves must be buttoned at wrist  
gaiters must be worn and all except top shirt button done up.  
(b) Shorts will not be worn except during sports or P.T. periods  
and safari jackets will not be worn during parade hours/  
(c) Shirts will not be removed except on authorised sunbathing  
parade or on written authprbty of R.H.O. Shirts will be tucked  
in during parade hours. Sunburn treated by R.A.P. will be  
regarded as an S.I.W.  
(d) Hats will be worn in parade hours and when on duty. Chinstraps  
will not be worn. Hats will be worn tilted to the right side  
but not at an extreme angle.

PARADE DRESS

- 2 (a) To be worn during parade hours unless otherwise ordered:  
Hat, puggaree or hatband, badge hat.  
Shirt with sleeves rolled to elbow, top button undone.  
Insignia of rank  
Slacks  
Waist Belt (webbing).  
Gaiters U.S. or anklets web or gaiters S.D.  
Boots A.B.  
Rifle or S.M.G.

- DRILL ORDER. To be worn on Battalion Parades and by Guards and Sentries.  
3 Parade dress plus  
Braces R & L  
Pistol holster (where applicable)  
Rifle, sidearms.

- MARCHING ORDER To be worn on all route marches and during pack drill and  
4 when ordered.  
Drill order plus pouches.  
Full pack on back and ground sheet strapped on same  
Haversack and waterbottle at side.  
Pouches ammunition pistol, cases binocular and compass pouch  
(where applicable)

- BATTLE ORDER When ordered  
Drill order plus pouches  
Haversack on back  
Waterbottle at side.



APPENDIX B - GUARD MOUNTING - CONTD.

Guard Cpls will now stand their respective guards at ease. 1st Relief now marches off - N.G. Sgt giving commands. As relief halts at No 1 Post new sentry moves out and places himself on the left of the old sentry. O.G. Sgt placing himself 2 paces in front of old sentry - N.G. Sgt 2 paces in front of new sentry.

O.G. Sgt "Hand Over Your Orders" - Old Sentry gives in detail extent of beat etc.

N.G. Sgt "Sentries Pass" on which Old Sentry moves to the rear of the Relief - New Sentry closing 2 paces to the right.

N.G. Sgt "Relief - Quick March" - Sentry on post presenting arms as the relief marches off.

N.G. Sgt "Relief - Eyes Right, etc" AND butt sluting.

When the new relief has been posted the O.G. Sgt takes over and marches his men back to the guard tent - inspects them and falls them in with the Old Guard. Guard Comds move out of tent and take up positions with respective guards.

O.G.C. "Attention - Slope Arms" (These orders being followed by N.G.C.) - "Quick March - Left Form - Forward - Eyes Right etc" - (New Guard presenting arms). Old Guard move to Coy Parade Ground where they are inspected by Coy Ord Offr - N.G.C. dismissing guard to tent.

APPENDIX C

DUTIES OF OFFR OF THE GUARD

1. He will mount and dismount with the guard but will be available for Coy duties between these times.
2. Will accompany B.O.C. when latter turns out the guard.
3. Is responsible for ensuring that the guard pays correct compliments and posts reliefs correctly; that its dress is always correct; for tidiness of guard tent, compound and surroundings.
4. Is responsible for custody of prisoners. (See separate instructions).
5. Will turn-out the guard in the event of disturbance, commotion or riot in or around the camp and will take any action he thinks necessary to quell same, reporting to Adjt at earliest opportunity.
6. Is responsible for safety of all stores entrusted to the guard.
7. On dismounting, he will present guard report to B.O.C.

DUTIES OF SGT OF THE GUARD

1. He is responsible that the guard is ready to turn-out at any time, especially inspecting it before reveille, retreat and tattoo.
2. For the lay-out and cleanliness of guard tent, compound and surroundings.
3. That sentries are correctly posted and know their duties, especially compliments and how and when to turn-out the guard.
4. That guard is shaven by 0700 hrs.
5. For custody of prisoners. (See separate instructions).

DUTIES OF CPL OF THE GUARD

He is responsible to assist Sgt of Guard in performance of his duties.

DUTIES OF SENTRY ON NO 1 POST

1. To turn-out the guard to all armed parties of greater strength than the guard.
2. To turn-out the guard to grand or visiting rounds (once by day and once by night).
3. To challenge all vehicles moving into or out of the area and see if they have the necessary authority.
4. ALL sentries must pay compliments to commissioned ranks (Lieut or Capt Butt Salute - Major or above Present Arms) at ALL times.
5. Method of challenging - Come from the "Slope" to the "On Guard" position - if doubtful, remain at the "On Guard" and call the Guard Sgt or Cpl. If an officer of the regiment, come back to the "Slope" and pay compliments. If an officer who has authority to enter, the same applies.
6. A car flying a pennant will indicate Bdo, Div or Corps Comd. These vehicles must be allowed to pass through WITHOUT challenge - a "Present" being given. If you have time to turn-out the guard, do so - you then "Present" with the guard.
7. If in doubt of procedure ask your Guard Sgt or Cpl.



APPENDIX B

GUARD MOUNTING

Bn guard will be an Offr, Sgt, Cpl and 9 ORs. Inlying picquet will be an Offr, Sgt, Cpl and 9 ORs.

Duty Coy is responsible that the guard and picquet are correctly turned out and inspected prior to marching off to the Regtl Parade Ground. (Bayonets will NOT be fixed).

Coy Ord Sgt will march the guard and picquet to Regtl Parade Ground and bring them into line facing the R.S.M. Inlying picquet 5 paces on the left of the guard.

ORDERS

C.O. Sgt - "Guard, Order Arms", "Guard and picquet, Right Dress". Guard Sgt slopes arms, turns right and marches out 5 paces, turns about and dresses the guard and picquet. After dressing the rear rank, guard Sgt will right incline and march to his position on the right of the guard.

"Guard and Picquet, Eyes Front", "Stand at Ease" - hands over to R.S.M. and takes up his position 15 paces on the right of and facing the guard.

R.S.M. - "Guards and picquet - Attention - Open Order March - Rear Rank Right Dress". Guard Sgt will dress rear ranks of guard and picquet.

"Eyes Front" - Fix Bayonets - Attention - Slope Arms" and hands parade to B.O.O.

B.O.O. - "Guard Comd, Take Post - Order Arms". Inspect guard and picquet at attention. (Guard First). Inspection, by B.O.O., of guard is done with R.S.M. and Offr of the Guard - picquet with Comd of the Picquet and R.S.M.

"Guard, Unfix Bayonets - For Inspection Port Arms - Remain at the Post". (Inspects with Guard Comd). "Examine Arms - Attention - Guard Fix Bayonets - Attention - Guard and picquet Close Order March" - "Slope Arms" - B.O.O. ONLY taking salute, and then dismisses R.S.M. Then hands over to new B.O.O.

NEW B.O.O. - "Guards and Picquet, To Your Duties, March Off". Guard and Picquet Comds salute and march off (Guard First) and give "Eyes Right - Eyes Front" as they pass the B.O.O.

New Picquet will march off Regtl Parade Ground SOUTH of road where the old picquet will be waiting. New picquet will be drawn up in line facing old picquet 8 paces apart. Old Picquet N.C.O. will hand over his orders to New Picquet N.C.O. Old Picquet march off to Coy Parade Ground - New Picquet standing at attention as they pass. The New Picquet Comd will then give his picquet their orders and ENSURE THEY ARE UNDERSTOOD. The Old Picquet will be inspected by the Coy Ord Offr on the Coy Parade Ground, then dismissed.

New Guard will be marched to guard tent and drawn up 15 paces in front of the Old Guard.

- Old Guard Comd (O.G.C.) - "Present Arms".
- New Guard Comd (N.G.C.) - "Present Arms".
- O.G.C. - "Slope Arms".
- N.G.C. - "Slope Arms".
- O.G.C. - "Order Arms".
- N.G.C. - "Order Arms".
- O.G.C. - "Stand At Ease".
- N.G.C. - "Stand At Ease".

Old and New Guard Comds meet in centre and move to guard tent. O.G.C. handing over Inventory of Guard Tent, Charge Report for Every man in custody, A 18 (This is checked by N.G.C.). Immediately Guard Comds have moved to guard tent, Guard Sgts will move to front of guards, C.G. Sgt placing himself facing direction of No 1 Post. N.G. Sgt numbers his guard - tells off reliefs and "Falls Out" first relief (after he has brought them to the "Slope") and move behind O.G. Sgt in single file. - N.G. Sgt placing himself in rear of relief.



## BATTALION GUARD

1. The Guard will NOT remove any part of equipment or clothing during their tour of duty.
2. They will be ready to turn-out at any time.
3. On being ordered to "Turn-Out", they will turn-out at the double, at the "Slope" and at the open order.
4. They will carry out their duties in a soldierly manner.
5. They will pay compliments to all officers.
6. They will be directly responsible to the Guard NCO.
7. They will shave before 0700 hrs.
8. They will keep guard tent and surroundings correctly laid out and tidy and see that prisoners keep compound likewise.

## DUTIES OF GUARD COMMANDER AS REGARDS PRISONERS

Guard Comd is responsible that an A 4 is submitted to him within 24 hours of the prisoner being placed under close arrest UNLESS the prisoner or prisoners were handed over to previous Guard Comd when an A 18 of the Guard Comd will be his authority.

It will be ascertained if the prisoner (s) is under the influence of alcohol or not. AMR&O 369.

If he is under the influence, boots, belts, braces, string or anything with which he could do himself bodily harm, is taken away from him. An inventory will then be made of the prisoner's army and personal kit - In triplicate - One copy R.S.M. - One Guard Comd - One to prisoner. All three to be signed by both prisoner and Guard Comd.

## PRISONERS

1. Will be washed, correctly dressed and shaven by 0730 hrs.
2. Will conform to Bn Orders as regards "Retreat", "Lights Out", "Reveille", sick and meal parades.
3. Will be ready for inspection at any time of the day.
4. Will be exercised at least one hour a day OR sufficient to preserve health (AMR&O 370) under supervision of the Guard Comd.
5. Will remain in confines of tent unless tent is enclosed.
6. Messing gear will be issued at meal times and taken from them immediately they have washed the gear.
7. Except when being aired, blankets will be folded when not in use.
8. Prisoners under close arrest will be responsible for the erection of latrines, slit trenches, etc. for their personal safety.
9. No reading matter, cards, smokes of ANY description will be allowed prisoners.
10. Boots will be taken from prisoner at "Retreat" and issued to him at "Reveille".
11. Some Guard Comds are under the impression that because a man is under "Close Arrest" that no further action can be taken against him. Nothing is further from the truth - Army Acts - Defence Acts - Army Military Regs and Orders prove that the man is still under Military Law and as such, under these regulations - USE THEM.

## APPENDIX D

### DUTIES OF BN ORDERLY OFFICER - SGT - CPL - RUNNER

#### A. BN ORDERLY OFFICER

1. He will mount duty at "Retreat" for a period of 24 hrs. He will be present at Guard Mounting Parade where he will take over officially from outgoing Orderly Offr who will not dismount until relieved.
2. He will remain at Orderly Room when his duty does not take him elsewhere. He will sleep in the Orderly Room. He will arrange for relief if he is forced to leave duty through illness or otherwise.
3. He will report to the Adjt fully dressed for instructions after turning-out Guard and Picquet at "Reveille".
4. He is responsible that all parades, bugle calls and meals are punctual and properly carried out and that "Lights Out" is enforced. He will see that Defaulters Parades are properly enforced.



APPENDIX D CONTD

**A. BN ORDERLY OFFICER (CONTD)**

5. He will carry out the inspections shown on "Orderly Officers Report". He will inspect Bn lines prior to 2i/c's inspection and is responsible that ~~xxx~~ lines are clean and properly laid out.
6. He will remain on duty during Church Parades and while Bn staff is at meals except at evening mess which he will attend. He will inspect guard and picquets before Guard Mounting Parade.
7. Dress will be Drill Order.
8. With Adj't's permission he may attend Coy Parades in the afternoon leaving Bn Ord Sgt on duty.
9. He will inspect canteen, kitchens, messes, including offrs and sgts messes, latrines, stores and rations. He will inspect cooks and assistants for cleanliness of hands and clothing and freedom from illness.
10. He will turn-out the Guard and Picquet at "Reveille", "Retreat" and "Tattoo".
11. After commencement of morning parade, he will parade and check all personnel remaining in lines. He will see that personnel not attending Church Parades are suitably employed. He will see that compulsory Sports Parades are fully attended.
12. Generally he is responsible to search for irregularities and faults within Bn area and to take immediate action to rectify them. He will act through Bn Ord NCOs and Coy duty personnel.
13. He will note inspections and action taken on "Orderly Officers Report" form and will submit form to Adj't on dismounting. He will notify incoming Ord Offr of matters requiring attention. Incoming Ord Offr is responsible to peruse preceding Ord Offr's report and take action on unfinished matters.
14. He will receive visiting offrs and see that they are properly entertained and that their business is attended to.
15. He will carry out the orders of the Adj't.

**B. BN ORDERLY SGT**

1. He will mount and dismount duty with Bn Ord Offr.
2. Dress will be Drill Order.
3. He will carry out the orders of Bn Ord Offr.
4. He will remain on duty while Bn Ord Offr is at meals or otherwise absent.
5. He will carry out the orders of the R.S.M.

APPENDIX E  
DUTIES OF THE INLYING PICQUET

1. The Picquet will consist of Sgt, Cpl and 9 ORs and will act under the instructions of the Bn Ord Offr.
2. The Picquet will mount and dismount at "Retreat". It will attend all Coy Parades between these times.
3. It will not leave Coy lines between "Retreat" and "Reveille" except as ordered. It will be ready to turn-out for any emergency.
4. It will carry out duties of fire picquet. (See Fire Orders). It will know unit fire orders and inspect unit fire equipment and rectify any faults found.
5. It will patrol Bn area between 1800 hrs and 2200 hrs to quell or prevent disturbances and enforce malarial precautions. If required, it will assist in enforcing "Lights Out" regulations and may place offenders in custody of the guard.
6. It will turn-out at "Reveille", "Retreat" and "Tattoo".
7. It will be prepared to turn-out and assist in preventing or quelling riots or disturbances at any time during its tour of duty.

APPENDIX F

DUTIES OF COY ORDERLY OFFICER AND NCOs

**A. COY ORDERLY OFFICER**

1. He will mount duty at "Retreat" for 24 hours, reporting to Bn Orderly Offr. He will not dismount until relieved by incoming duty offr. If forced to leave his post through illness or otherwise, he will first arrange for relief.



## APPENDIX F

### DUTIES OF COY ORDERLY OFFICER AND NCOs

#### A. COY ORDERLY OFFICER (CONTD)

2. He will not leave unit lines during tour of duty except in course of training. He will attend all Coy parades. Whenever possible he will remain in Coy lines or nearby and make his whereabouts known at all times to Coy Office.
3. He is responsible that all parades and meals are punctually and properly carried out. He will not retire to bed until he has reported to Bn Ord Offr that Coy lights are out. He is responsible to prevent noise after lights out. He will supervise Coy roll call parade after "Reveille".
4. He will be on hand to inspect Coy lines etc with Bn Ord Offr, having previously inspected lines to see they are in order.
5. He will inspect oncoming guard and picquets before they leave Coy lines.
6. He will inspect Coy leave personnel before they leave Coy lines and will cancel leave of men incorrectly or dirtily dressed. He will inspect all mosquito nets daily and see that they are repaired. He will supervise malaria parade after tea and will ensure that all men take atebryn, apply insect repellent and are properly dressed as laid down in R O's. He will take strict disciplinary action in case of breaches of malaria precautions.
7. He will attend Men's Mess at meal times and rectify complaints.
8. He is responsible to his Coy Comd to keep good order and discipline in his Coy during his tour of duty and to see that the men are at all times correctly dressed and behaved.

#### B. COY ORD SGT

1. He will mount and dismount with Coy Ord Offr.
2. He will attend all Coy parades but at other times will remain on duty in Coy lines.
3. He will fall in Coy leave parade ready for inspection.
4. He will carry out the orders of the Coy Ord Offr.

#### C. COY ORD CPL

1. He will mount and dismount with Coy Ord Offr.
2. He will not attend Coy parades but will remain on duty in Coy lines.
3. He will take Coy sick parade to R A P and remain until treatment is complete when he will return A 46 to Coy Office.
4. He will carry out the orders of the Coy Ord Offr and Sgt.



APPENDIX R

FIRE ORDERS

1. Fire Alarm will be maintained near Sig Office at BHQ. Outbreak of fire will be notified by shouts of "Fire" and by phoning Sig Office who will sound alarm. On alarm sounding all personnel will fall in in their own Coy lines and standby for orders.
2. Inlying Picquet will perform duties of Fire Picquet. On fire alarm sounding, picquet will seize equipment from fire posts and move rapidly to extinguish fire. and
3. Fire posts will be maintained in each Coy/at Q M Store. They will comprise sand and water buckets, extinguisher (if available) and fire beaters. Coy Comds are responsible for maintaining fire posts.
4. Coy Comds are responsible to enforce fire precautions in their lines and training areas. T OOs responsible for fire precautions in tpt lines.
5. Lights and fires will not be left burning in unoccupied tents or buildings. Candles and lamps must be in secure holders and kept away from inflammable materials. Fire will not be lit within 10 yds of tents or buildings.
6. A burning tent will be dropped as quickly as possible, as will tents in close proximity on either side, A burning vehicle will be moved to a safe area.
7. Reasonable efforts will be made to save Government and personal property in a burning tent or building but not at risk of injury to personnel.
8. Fire places in the open will have grass cleared away all round and will not be left unattended until extinguished.
9. Grass will not be burnt off without permission of Adjt or B O O. A properly equipped squad will stand by. The officer who gives permission is responsible that the fire is controlled and extinguished.
10. Immediately an outbreak of fire is extinguished Adjt will see that appropriate action under G R O 177/1942 is taken.
11. B O O will act as Fire Officer and will direct operations on outbreak of fire.



Ref Map UBERI 1 inch  $\leftrightarrow$  1 mile.

58/59 AUST INF BN  
SYLLABUS - 4 - 11 DEC 43

*Mat Drury*  
Appx E.

SER NO	DATE	BY WHOM	EVENT	LOCATION	DURATION	REMARKS
1	Sat 4 Dec	HQ Coy	Complete individual trg, T O E Ts. Sports.	Coy Area	Morning Afternoon	
2		A Coy - 7 Pl	T Exercise with Troops Serial No 1 - "Pl Patrols"	Trg Area D - 175385 -	040800 to 051230	Director - Capt A C JACKSON
3		8 Pl ) 9 Pl )	Individual Trg A M. Sports P M.	Coy Area.	0830 - 1630	
4		B Coy ) C Coy )	Duty Coys.			Duty Coys will keep pls intact where possible & use spare time for lectures, T O E Ts etc.
5		D Coy - 16 Pl ) 17 Pl )	Individual Trg A M. Sports P M.	Coy Area.		
6		18 Pl	T Exercise with Troops Serial No 2 - "Pl Patrols"	Trg Area D - 178386	040800 to 051230	Director - Capt H H HILBERT
7	Sun 5 Dec	HQ Coy	Church Parade. Make & Mend.	Coy Area.	0830 - 1230	
8		A Coy - 7 Pl	Continue exercise.	Trg Area D.	to 1230 hrs	Conferences in Coy lines 1400 hrs.
9		8 Pl	T E with Troops Serial No 1.	Trg Area D - 175388	050800 to 061230	
10		9 Pl	Church Parade. Make & Mend.	Coy Area.	0830 - 1230	
11		B Coy ) C Coy )	Duty Coys.			
12		D Coy - 16 Pl	Church Parade. Make & Mend.	Coy Area.	0830 - 1230	
13		17 Pl	T E with Troops Serial No 2.	Trg Area D - 178386	050800 to 061230	(Conferences in Coy lines 1400 hrs.)
14		18 Pl	Continue exercise. Officers Discussion - Lessons 2/10 Aust Inf Bn Battle Practice.	Trg Area D. Mess	to 1230 hrs. 1330 hrs.	



SER NO	DATE	BY WHOM	EVENT	LOCATION	DURATION	REMARKS
15	Mon 6 Dec	HQ Coy - No 1 Sig Pl	First day specialist trg (See attached syllabus).	Coy Area	0830 - 1630	Start of 12 day syllabus.
16		No 2 MMG Pl	" " " " ( " " " )	" "	" "	" " "
17		No 3 Mor Pl	" " " " ( " " " )	" "	" "	" " "
18		No 4 Tka Pl	" " " " ( " " " )	" "	" "	Start of 14 day syllabus.
19		A Coy -7 Pl	Range Practices (Rifle, LMG, SMG) - P M.	Westys Range	1330 - 1630	(Conference Coy
20		8 Pl	Continue Exercise.	Trg Area D	to 1230 hrs	(lines 1400 hrs.
21		9 Pl	T E with Troops Serial No 1.	Trg Area D - 175388	060800 to 071230	
22		B Coy ) C Coy )	Duty Coys.			
23		D Coy-16 Pl	T E with Troops Serial No 2. - "Pl Patrols".	Trg Area D - 178386	060800 to 071230	(Conference Coy
		17 Pl	Continue Exercise.	Trg Area D	to 1230 hrs	(lines 1400 hrs.
		18 Pl	Range Practices (Rifle, LMG, SMG) - A M.	Westys Range	0830 - 1230	
24		Officers	Discussion - "Verbal Op Orders".	Mess	1900 - 2100	
25	Tues 7 Dec	HQ Coy	Second day specialist trg.	Coy Area	0830 - 1630	
26		A Coy -7 Pl)	Range Practices (Rifle, LMG, SMG).	Westys Range	0830 - 1630	(Conference Coy
		8 Pl)				(lines 1400 hrs.
27		9 Pl	Continue Exercise.	Trg Area D	to 1230 hrs	
28		B Coy ) C Coy )	Duty Coys.			(Conference Coy
29		D Coy-16 Pl	Continue Exercise.	Trg Area D	to 1230 hrs	(lines 1400 hrs.
30		17 Pl)	Range Practices (Rifle, LMG, SMG).	Long Hill Range	0830 - 1630	
		18 Pl)				
31	Wed 8 Dec	HQ Coy	Third day specialist trg.	Coy Area	0830 - 1630	MMG Night Lecture
32		A Coy ) D Coy )	Duty Coys.			
33		B Coy -10 Pl	T E with Troops Serial No 3 - "Pl Patrols".	Trg Area D - 175388	080800 to 091230	
34		11 Pl)	Range Practices. (Rifle, LMG, SMG).	Westys Range	0830 - 1230	
		12 Pl)				
		C Coy-13 Pl	T E with Troops Serial No 4 - "Pl Patrols".	Trg Area D- 178386	080800 to 091230	
		14 Pl)	Range Practices (Rifle, LMG, SMG).	Long Hill Range	0830- 1630	
		15 Pl)				



SER NO	DATE	BY WHOM	EVENT	LOCATION	DURATION	REMARKS				
37	Thur 9 Dec	HQ Coy	Fourth day specialist trg.	Coy Area	0830 - 1630					
38		A Coy ) D Coy )	Duty Coys.							
39		B Coy-10 P1	Continue Exercise.							
40		11 P1	T E with Troops Serial No 3 - "Pl Patrols".							
41		12 P1	Range Practices (Rifle, LMG, SMG).							
42		C Coy-13 P1	Continue Exercise.							
43		14 P1	T E with Troops Serial No 4 - "Pl Patrols".							
44		15 P1	Range Practices (Rifle, LMG, SMG).							
		Officers	Discussion - "Bn Organization and Weapons".							
45		Fri 10 Dec	HQ Coy				Fifth day specialist trg.	Coy Area	0830 - 1630	MMG Night Lecture
46	A Coy ) D Coy )		Duty Coys.							
47	B Coy-10 P1		Range Practices (Rifle, LMG, SMG).							
48	11 P1		Continue Exercise.							
49	12 P1		T E with Troops Serial No 3 - "Pl Patrols".							
50	C Coy-13 P1		Range Practices (Rifle, LMG, SMG).							
51	14 P1		Continue Exercise.							
52	15 P1		T E with Troops Serial No 4 - "Pl Patrols".							
53	Sat 11 Dec		HQ Coy	Sixth day specialist trg.	Coy Area	0830 - 1630				
54			A Coy ) D Coy )	Duty Coys.						
55		B Coy-10 P1 )	Range Practices (Rifle, LMG, SMG).							
		11 P1 )								
56		12 P1	Continue Exercise.							
57		C Coy-13 P1 )	Individual trg, T O E Ts.							
		14 P1 )	Sports							
58		15 P1	Continue Exercise.							



# UNIT WEEKLY MEDICAL REPORT

For Week Ending 2359 hrs Fri 10 12 /43.

UNIT 58/59 Aust Inf Bn. LOCATION UBERI Map Ref. 177400

STRENGTH: Offrs. 19 OR'S. 520 Total 539

REINFORCEMENTS \* (a) From "X-List" 20 Physical standard Good

RECEIVED (b) Others 1 Physical standard Good

	Total Attendances at RAP		Total Personnel Treated		Total New Sick		Total Evacuated		Total Light Duties		Total NO Duties	
	Offrs.	OR's	Offrs.	OR's	Offrs.	OR's	Offrs.	OR's	Offrs.	OR's	Offrs.	OR's
DYSENTERY												
DIARRHOEA		11		11		2				1		3
URTI		12		12		3						
PUO		17				16		17				
TINEA		121		121		22						
OTHER SKIN DISEASES		156		148		16		1		13		3
BATTLE CASUALTIES												
ACCIDENTS		2		2		2		2				
†												
OTHER DISEASES		59		65		14		4		11		4
TOTAL		408		579		75		24		25		10

‡ AVERAGE DAILY SICK RATE Per Cent. : Offrs. .... OR's. .... All Ranks. ....

§ RMO's REMARKS ON HEALTH OF UNIT—

General Physical Condition of Personnel Good.

Severity of Work or Training Moderate.

General Decrease in Tropical Ear Disease, Increase in Tinea.

NOTES : \* If reinforcements from a malarious or otherwise infected area, RMO to state in Appendix "A."

† To be used only on instructions from DDMS or ADMS.

‡ To be computed in Offices of DDMS or ADMS.

§ Any special report exceeding scope of this form to be attached as Appendix "A."



B.H.Q.

1. STORES (Details of stores requisitioned but not obtained to be attached as Appendix "B".)

(a) MEDICAL :

Expendable ..... Satisfactory

Non Expendable ..... No comment

(b) EXPENSE STORES :

Ordnance .....

A.A.S.C. .... Satisfactory

(c) MALARIA CONTROL STORES :

Ordnance ..... Satisfactory

A.A.S.C. .... Satisfactory

2. MALARIA CONTROL

(a) Measures of Personal Protection (Good, Fair, or Bad).

Nets..... Good Atebrin..... Good Clothes..... Good Repellent..... Bad

(b) Larval Control ..... Good

(c) Adult Destruction ..... Adults rare.

(d) General Comments ..... Trenches filled in. Old tins destroyed.  
Small stream in lines straightened.

3. TRAINING CARRIED OUT BY RMO ..... Lectures to Medical personnel.

4. RATIONS ..... Improved, fresh potatoes and meat included in rations this week.

5. TRANSPORT ..... Evacuation by Ambulance good.

Unit transport available to RMO

6. HYGIENE ..... Rats are common. Baits being prepared.

Seats of one latrine need attention.

(Signed) *W. H. Miller Capt.*

Unit..... 58/59 Aust. Inf. Bn.

NOTE : \* Any special report exceeding scope of this form to be attached as Appendix "A."



REPORT BY R.M.O. - WEEK ENDING 10 DEC 43  
SUPPLEMENTARY TO D.D.M.S. - PRO FORMA A

HQ  
58/59 Aust Inf Bn  
10 Dec 43

HQ  
15 Aust Inf Bde.

1. GENERAL :


"Tropical Ear Disease" has decreased under treatment. There has been a slight increase in Tinea.

2. MALARIA CONTROL :

Small stream between B and D Coy lines has been straightened. Old tins in area have been destroyed.

3. HYGIENE :

Flies : Number have decreased.  
Rats : Baits of Sodium Arsenate not entirely successful.

  
Capt.  
RMO.58/59 Aust Inf Bn.

  
R 11/12



MENU FOR 3 DEC 43

	HQ	A	B	C	D	OM
BREAKFAST	Porridge Bacon and mashed potatoes Toast Bread, butter and jam Cocoa	Bread and Milk Bacon and fried potatoes Bread, butter and jam Tea	Bread and Milk Sausages and mashed potatoes Bread, butter and jam Toast Coffee	Bread and Milk Beans and Bacon on Toast Bread, butter and jam Tea	Bread and Milk Bacon and mashed potatoes Bread, butter and jam Tea	Cereals Sausages and Gravy Toast Bread, butter and jam Tea
LUNCH	Potatoe pie and vegetables Baked cream of Rice Bread, butter and cheese Coffee	Rissoles Mashed potatoes and carrots Creamed rice Bread, butter and cheese Tea	Meat Pie Silver beat and potatoes Prunes and rice Bread, butter and cheese Tea	Fresh Meat Cabbage and potatoes Apple pie and custard Bread, butter and cheese Coffee	Cold Mutton Carrots, potatoes and parsnips Apples and mock cream Bread, butter, cheese Coffee	Pasties Mashed potatoes and cabbage Apricot pie and custard Bread, butter, cheese Tea
DINNER	Cold Meat vegetable salad Peaches and custard Bread, butter and jam Tea	Cold Meat silver beat and carrots white sauce Golden pudding and custard Bread, butter, jam Coffee	Salmon Mashed potatoes and beetroot Apple pie and custard Bread, butter and jam Tea	Fresh Meat Beetroot, carrots and potatoes Blanche Mange and fruit Bread, butter and jam Cocoa	Meat Pie Cabbage and carrots Fruit salad Bread, butter and jam Tea	Salmon Vegetable salad Fruit and custard Bread, butter and jam Tea
10 a.m.	Fruit drink	Fruit drink	Fruit drink	Fruit drink	Fruit drink	Fruit drink



MENU FOR 4 DEC 45

	HQ	A	B	C	D	OM
BREAKFAST	Porridge	Porridge	Bread and Milk	Bread and Milk	Porridge	Cereals
	Sausages & mashed potatoes	Bacon and fried potatoes	Pork & beans on toast	Mutton stew on toast	Baked beans on toast	Grilled chop and bacon
	Toast	Bread, butter and jam	Bread, butter and jam	Bread, butter and jam	Bread, butter and jam	Toast
	Bread, butter and jam					Bread, butter and jam
	Tea	Tea	Coffee	Tea	Tea	Coffee
LUNCH	Roast Mutton	Meat Pie	Tomato soup	Roast Mutton	Roast Mutton	Vegetables
	Mashed potatoes and cabbage	Mashed potatoes carrots & parsnips	Pasties, mashed potatoes, tomato sauce	potatoes, cabbage	potatoes & cabbage	Au-Gratin
	Apricot pie	Pineapple fritters	Fruit cake	Apple turnovers and custard	Custard tarts	Fruit salad and vanilla custard
	Bread, butter and cheese	Bread, butter and cheese	Bread, butter and cheese	Bread, butter and cheese	Bread, butter and cheese	Bread, butter and cheese
	Coffee	Tea	Tea	Coffee	Coffee	Tea
DINNER	Meat Rolls	Cold Ham	Salmon Pasties	Sausage Rolls	Sausage Rolls	Vegetable soup
	potatoes & carrots	Beetroot	vegetable salad	potatoes & creamed carrots	potatoes & creamed carrots	Salmon patties portuguese sauce and mashed potatoes
	Fruit trifle	Apple pie & custard	Fruit salad & custard	Apricots and blache mange	Blanch mange & jam	Welsh rarebit
	Bread, butter and jam	Bread, butter and jam	Bread, butter and jam	Bread, butter and jam	Bread, butter and jam	Fruit cake
	Tea	Coffee	Tea	Tea	Tea	Tea
10 a.m.	Fruit drink	Fruit drink	Fruit drink	Fruit drink	Fruit drink	



MENU FOR 5 DEC 43

	HQ	A	B	C	D	OR
BREAKFAST	Porridge Baked beans mashed potatoes and toast Bread, butter and jam Tea	Porridge Bacon & fried potatoes Bread, butter and jam Tea	Porridge Bacon, mashed potatoes & toast Bread, butter and jam Coffee	Porridge Bacon, mashed potatoes and toast Bread, butter and jam Tea	Bread and Milk Bacon, sausages, gravy and toast Bread, butter and jam Tea	Cereals Baked beans on toast Bread, butter and jam Coffee
LUNCH	Meat fritters potatoes & turnip Apricot pie Bread, butter and cheese Coffee	Cold Ham potatoes & carrots Apple fritters and custard Bread, butter and cheese Tea	Cold Ham beetroot & carrots Creamed rice and apples Bread, butter and cheese Tea	Cold Ham potatoes & cabbage Trifle Bread, butter and cheese Coffee	Pasties mashed potatoes and parsnips Apricot pie & lemon custard Bread, butter and cheese Coffee	Salmon patties mashed potatoes & swede turnips Apple pie and lemon custard Bread, butter and cheese Cocoa
DINNER	Cold Ham vegetable salad Fruit trifle Bread, butter and jam Tea	Cold Ham potatoes, parsnips & mayonnaise Apple pie and custard Bread, butter and jam Coffee	Salmon mashed potatoes and beetroot Peach pie & custard Bread, butter and jam Tea	Cold Ham beetroot and carrots Apricots and custard Bread, butter and jam Tea	Cold Ham vegetable salad beetroot & asparagus Cream of rice Bread, butter and jam Tea	Cold Ham vegetable salad Fruit slice Bread, butter and jam Tea
10 a.m.	Fruit drink	Fruit drink	Fruit drink	Fruit drink	fruit drink	



MENU FOR 6 DEC 43

	HQ	A	B	C	D	OM
BREAKFAST	Porridge Beans and bacon on toast Bread, butter and jam Coffee	Porridge Beans and bacon on toast Bread, butter and jam Tea	Bread and Milk Bacon and mashed potatoes on toast Bread, butter and jam Coffee	Porridge Baked beans on toast Bread, butter and jam Tea	Porridge Bacon and mashed potatoes Bread, butter and jam Tea	Cereals Braised sausages, bacon, & toast Bread, butter and jam Coffee
LUNCH	Pasties mashed potatoes and carrots Creamed rice Bread, butter and cheese Tea	Cold Ham potatoes, parsnips Wheat meal scones Rice and apricots Bread, butter and cheese Tea	Curry and Rice Apricots and blanchemange Bread, butter and jam Tea	Meat Pie swedes and potatoes Bread and butter custard Bread, butter and cheese Tea	Meat Fritters swedes and carrots Custard tarts Bread, butter and cheese Cocoa	Savoury Mince on toast creamed potatoes and swedes Apricot pie Bread, butter and cheese Tea Tomato juice
DINNER	Cold Savoury Fritters vegetable salad Fruits blanchemange Bread, butter and jam Cocoa	Ham cold potatoes and beetroot mustard sauce Steam pudding Bread, butter and jam Marmite Drink	Cold Ham carrots and beetroot Apple pie and custard Bread, butter and cheese Tea	Fish Patties beetroot and carrots Fruit and creamed rice Bread, butter and jam Cocoa	Cold Ham beetroot and vegetable salad Apple pie and custard Bread, butter and jam Tea	Cold Ham vegetable salad Fruit pie and vanilla custard Bread, butter and jam Tea
10 a.m.	Fruit drink	Fruit drink	Fruit drink	Fruit drink	Fruit drink	Fruit drink



BREAKFAST

LUNCH

DINNER

TEA

	A	B	C	D	COM
<p>Bread and Milk</p> <p>Bacon and potatoes on toast</p> <p>Bread, butter and jam</p> <p>Tea</p>	<p>Porridge</p> <p>Chops and fried potatoes</p> <p>Bread, butter and jam</p> <p>Tea</p>	<p>Porridge</p> <p>Bacon on toast</p> <p>Bread, butter and jam</p> <p>Coffee</p>	<p>Bread, and Milk</p> <p>Beans on toast</p> <p>Bread, butter and jam</p> <p>Tea</p>	<p>Bread and Milk</p> <p>Bacon on toast</p> <p>Bread, butter and jam</p> <p>Tea</p>	<p>Cereals</p> <p>Bacon and beans on toast</p> <p>Bread, butter and jam</p> <p>Tea</p>
<p>Meat Pie potatoes and cabbage</p> <p>Custard tarts</p> <p>Bread, butter and cheese</p> <p>Tea</p>	<p>Cold Mutton fried carrots, parsnips &amp; cabbage</p> <p>Jam tarts and custard</p> <p>Bread, butter and cheese</p> <p>Tea</p>	<p>Cold Ham beetroot, carrots and potatoes</p> <p>Bread and butter custard</p> <p>Bread, butter and cheese</p> <p>Tea</p>	<p>Roast Meat potatoes &amp; carrots</p> <p>Apple pie and butter rice</p> <p>Bread, butter and cheese</p> <p>Coffee</p>	<p>Tomato Soup</p> <p>Irish Stew</p> <p>Apple pie and custard</p> <p>Bread, butter and cheese</p> <p>Tea</p>	<p>Potatoe Pie brown sauce</p> <p>Peach pie and lemon custard</p> <p>Bread, butter and jam</p> <p>Tea</p>
<p>Cold Meat vegetable salad</p> <p>Fruit trifle</p> <p>Bread, butter and jam</p> <p>Coffee</p>	<p>Cold Meat mashed potatoes and beetroot</p> <p>Apple pie and custard</p> <p>Bread, butter and jam</p> <p>Coffee</p>	<p>Roast Meat potatoes and swedes</p> <p>Cream of Rice</p> <p>Bread, butter and jam</p> <p>Tea</p>	<p>Cold Meat potatoes and swedes</p> <p>Fruit and custard</p> <p>Bread, butter and jam</p> <p>Cocoa</p>	<p>Cold Ham vegetable salad and beetroot</p> <p>Custard and fruit</p> <p>Bread, butter and jam</p> <p>Cocoa</p>	<p>Fruit Juice</p> <p>Salmon patties and vegetables, creamed potatoes</p> <p>Syrup tarts &amp; custard</p> <p>Bread, butter, jam</p> <p>Coffee</p>
<p>Fruit drink</p>	<p>Fruit drink</p>	<p>Fruit drink</p>	<p>Fruit drink</p>	<p>Fruit drink</p>	



	HQ	A	B	C	D	OM
BREAKFAST	Porridge	Bread and Milk	Porridge	Bread and Milk	Bread and Milk	Cereals
	Braised steak and mashed potatoes toast	Braised steak and fried potatoes toast	Steak and mashed potatoes	Steak and toast	Bacon and mashed potatoes, toast	Bacon and potatoes toast
	Bread, butter and jam	Bread, butter and jam	Bread, butter and jam	Bread, butter and jam	Bread, butter and jam	Bread, butter and jam
	Coffee	Tea	Coffee	Tea	Tea	Tea
LUNCH	Meat Fritters mashed potatoes and carrots, sauce	Pasties boiled potatoes and carrots	Roast Beef potatoes and carrots	Roast Meat roast potatoes	Roast Beef gravy, roast potatoes swedes and turnips	Braised Ham roast potatoes and vegetables
	Lemon custard tarts	Apples and rice	Apricots and custard	Apple pie & custard	Apricots and custard	Prune pie & custard
	Bread, butter and cheese	Bread, butter and cheese	Bread, butter and cheese	Bread, butter and cheese	Bread, butter and cheese	Bread, butter and jam
	Tea	Tea	Tea	Tea	Tea	Tea
DINNER	Cold Ham vegetable salad	Cold Meat asparagus, and vegetable salad	Meat Fritters roast potatoes and cabbage	Meat Fritters mashed potatoes	Ham Patties mashed potatoes & carrots	Tomato Juice
	Fruit and mock cream	Fruit salad pie and custard	Steam pudding and sauce	Apricots & custard	Vegetable soup	Cold ham and vegetable salad
	Bread, butter and jam	Bread, butter and jam	Bread, butter and jam	Bread, butter and jam	Bread and butter custard	Chocolate pudding
	Tea	Coffee	Tea	Cocoa	Bread, butter and jam Tea	Bread, butter and jam
10 a.m.	Fruit drink	Fruit drink	Fruit drink	Fruit drink	Fruit drink	Coffee



	A	B	C	D	OM	
BREAKFAST	Wheat Bix & Milk Braised steak and toast Bread, butter and jam Tea	Porridge Braised steak and toast Bread, butter and jam Tea	Porridge Steak and mashed potatoes, toast Bread, butter and jam Coffee	Porridge Steak and Toast Bread, butter and jam Coffee	Ceréals & Apples Beef and sauce Bread, butter and jam Tea	
DINNER	Cold Meat and salad Pineapple and custard Bread, butter and jam Tea	Roast Sirloin roast potatoes and sauce Boiled Currants blache mange Bread, butter and jam Tea	Cold Roast Beef roast carrots Plums and custard Bread, butter and jam Tea	Cold Roast cabbage and carrots Bread and butter custard Bread, butter and jam Tea	Cold Meat and cabbage Steamed pudding custard Bread, butter and jam Coffee	
LUNCH	Cornish pasties and vegetables Fruit slice and sauce Bread, butter and jam Tea	Fresh Meat Stew mashed potatoes boiled parsnips Prunes & custard Bread, butter and jam Tea	Meat Pie swedes and potatoes Fruit salad & custard Bread, butter and jam Tea	Rissoles beetroot & carrots Peaches and custard Bread, butter and jam Tea	Pasties mashed potatoes & carrots Creamed rice and apples Bread, butter and jam Tea	
10 a.m.	Fruit drink	Fruit drink	Fruit drink	Fruit drink	Fruit drink	



	HQ	A	B	C	D	OM
BREAKFAST	<p>Cereals</p> <p>Braised steak and toast</p> <p>Bread, butter and jam</p> <p>Coffee</p>	<p>Cereals &amp; Pears</p> <p>Beans on toast</p> <p>Bread, butter and jam</p> <p>Tea</p>	<p>Cereals</p> <p>Beans on toast</p> <p>Bread, butter and jam</p> <p>Coffee</p>	<p>Cereals</p> <p>Beans on toast</p> <p>Bread, butter and jam</p> <p>Tea</p>	<p>Porridge</p> <p>Baked beans and toast</p> <p>Bread, butter and jam</p> <p>Tea</p>	<p>Cereals</p> <p>Eggs on toast</p> <p>Bread, butter and jam</p> <p>Coffee</p>
LUNCH	<p>Meat Fritters mixed vegetables</p> <p>Apple Pie</p> <p>Bread, butter and cheese</p> <p>Tea</p>	<p>Meat Pie mashed potatoes and cabbage</p> <p>Fruit cake and Rock Buns</p> <p>Bread, butter and cheese</p> <p>Tea</p>	<p>Meat Pie mashed potatoes</p> <p>Bread, and butter custard</p> <p>Bread, butter and cheese</p> <p>Tea</p>	<p>Roast Meat and potatoes</p> <p>Mixed fruit and custard</p> <p>Bread, butter and cheese</p> <p>Tea</p>	<p>Pasties mashed potatoes and cabbage &amp; tomato sauce</p> <p>Pineapple &amp; custard</p> <p>Bread, butter and cheese</p> <p>Tea</p>	<p>Cold Meat and vegetables</p> <p>Fruit pie and <del>xxxxl</del> vanilla custard</p> <p>Bread, butter and jam</p> <p>Tea</p>
DINNER	<p>Cold Meat cabbage and potatoes</p> <p>Stewed fruit and custard</p> <p>Bread, butter and jam</p> <p>Tea</p>	<p>Cold Meat and beetroot</p> <p>Custard fruit salad and pie</p> <p>Bread, butter and jam</p> <p>Coffee</p>	<p>Cold Meat vegetable salad</p> <p>Fruit and custard</p> <p>Bread, butter and jam</p> <p>Tea</p>	<p>Soup</p> <p>Rissoles, potatoes &amp; carrots</p> <p>Bread and butter custard</p> <p>Bread and butter and jam</p> <p>Tea</p>	<p>Roast Beef mashed potatoes and carrots</p> <p>Apple pie and custard</p> <p>Bread, butter and jam</p> <p>Tea</p>	<p>Rissoles brown sauce and potatoes</p> <p>Bread and butter custard</p> <p>Bread, butter and jam</p> <p>Tea</p>
10 a.m.	Fruit drink	Fruit drink	Fruit drink	Fruit drink	Fruit drink	Fruit drink



"D" COY 58/59 AUST INF BN

TACTICAL EXERCISE WITH TROOPS

PREPARED BY CAPT H.H.HILBERT ON 11 DEC 43

Ref Map : UBERI 1" to 1 mile

TROOPS TO BE EXERCISED

"D" Coy.

OBJECT

To exercise Coy in advance and attack.

LESSONS TO BE BROUGHT OUT

1. Protection on the move. (IMT Chap 23 Sec 130).  
 "The wider the front on which Coys can move the greater the chance of discovery of holes and flanks quickly. Fighting patrols will work their way forward along ridges and valleys affording mutual flank protection. Bounds must be carefully co-ordinated."
2. Action on first contact. (IMT Chap 23 Sec 130).  
 "Our aim must be quick infiltration and rapid exploitation, but if enemy position is established beyond the stage when it can be penetrated by day, a night attack will normally be necessary."
3. Attack using compass. (FSR Vol.II Chap VIII, IT Chap 13, MTP 33 Sec 15).

OPENING NARRATIVE

Reports have been received that a landing has been made by enemy Para Troops in vicinity of MARIANE at 1200 hrs on 11 Dec, 43. Strength approx one Bn. with Arty peices believed to be 75 ~~mm~~ 1.0.0. ~~mm~~. ~~mm~~ Guns were also dropped.

15 Inf Bde have been landed at the KARAKATANA drome and are advancing along track in NW direction, have reached GRIMUNUMU and 58/59 Aust Inf Bn who are acting as advance guard have reached the LALOKE RIVER.

The C O meets his Coy Comds at 183382 at 0900 hrs on 13 Dec and gave the following orders :

The Bn will move in a NW direction, A and D Coy will act as advance guard A on the right D on the left inter Coy <sup>bdy</sup> line between 183382 and 172385. One tp Arty, 1 sec MMG, 2 Det Mortars will come under Comd each Coy as from 0930 hrs. FOO to report to OCs immediately. Order of march for remainder of unit will be given later.

SITUATIONS

1. D Coy moves forward taking necessary measures for protection on the move.
2. Enemy resistance is encountered, Coy Comd takes necessary steps for action on first contact.  
 Note: action to patrol for information maybe taken as having been done and all information gained in Fl exercise No.2 may be used.
3. Coy will carry out attack on enemy position.



SEQUENCE OF EVENTS

Serial No	Date	Time	Event	Troops taking part	Location	Instns to Umpires	Remarks
1	Sun 12 Dec	1600 hrs	Conference	Coy Comd, Pl Comds, DS, Umpires, <del>CC Enemy</del> , CSM, CQMS.	D Coy Mess Hut	Attend conference	Exercise is explained by DS and discussed.
2	Mon 13 Dec	0800 "	Coy moves out from Campsite to Bn R V.	All personnel taking part <del>except enemy</del> .	Map ref: 183382.	Note administrative arrangements.	Move by transport to nearest approach by main road, 184380
3	"	0900 "	Bn Comd gives orders.	DS, Coy Comd, Umpires, supporting arms Comds	Map ref: 183382.	Note action by Coy Comd to take notes etc.	Bn Comds orders will be typed and handed to Coy Comd
4	"	0915 "	Coy Comd makes Map recce and issues orders	ditto	Map ref: 183382	Note whether Coy Comd issues warning order and action by Pl Comds and Sgts.	
5	"	0945 "	Coy moves.	All personnel.	Route via track to 179383 thence to high ground at 173383.	Note formations control and maintenance of inter-comn, field signals etc.	
6	"	1100 "	Heavy enemy resistance is encountered, Coy comes under Arty, MMG and Mortar fire.		Track from 173384 to 171382	Paint picture as laid down in <del>the</del> <i>EVENTS (01)</i>	DS hands written information to Coy Coy Comd is required.
FIRST PHASE CONCLUDES.							
7	"	1115 "	Conference.	All troops taking part.	Map ref: 173383.	Produce notes and comments.	Umpires make comments from notes taken.
8	"	1200 "	Coy Comd issues orders for Coy to take up Coy defensive position.	Coy Comd, Pl Comds, DS, Enemy, Umpires.	Map ref: 173383	Note details of Coy Comds orders.	
9	"	1215 to 1500	Coy takes up defensive position and digs in.	All troops.	As defined by Coy Comd.	Note layout and administration.	
10	"	1500 to	Coy Comd's Recce.	Coy Comd & Umpire.	Square 1638	Control movement Coy Comd.	Umpire controls Coy Comds movement.



SEQUENCE OF EVENTS (CONT)

Serial No	Date	Time	Event	Troops taking part	Location	Instns to Umpires	Remarks
11	Mon 13 Dec	1600 hrs	Comd Coy issues O.O.	Coy Comd, Pl Comds, FOO, Supp Arms Comds, Umpires, X	Map ref : 165383	Note detail and comprehensiveness of orders.	
12	"	1615 to 1800.	Pl Comds recce and O.O. orders Sec Comds recce.	Pl Comd, Sec Comds, and Umpires, DS.	Map ref : 165383	ditto	Umpires control Pl & Sec Comds movement.
SECOND PHASE CONCLUDES							
13	"	1830 hrs	Conference.	All troops taking part.	Map Ref : 173383	Produce notes and comments.	Umpires make comments
14	"	1930 to 0330	Rest & Preparation for night movement & Dawn Attack.	ditto	ditto	Note action for preparation night move.	
15	Tues 14 Dec	0330 hrs	Coy move to F.U.P.	ditto	Square 1638	Note action to maintain direction, noise control, etc.	
16	"	0530 "	Coy attack commences.	ditto	Map ref: 165385	Control movement, picture enemy fire, note formations and control.	Umpires control attack to allow Coy approach within 50 yds of enemy position at 163385 and paint picture of too heavy enemy resistance to overcome.
THIRD PHASE CONCLUDES							
17	"	0630 hrs	Conference.	All troops taking part.	Map ref: 165385	Produce notes and comments.	Umpires make comments.
18	"	0730 to 0830 hrs	Morning meal.	All troops hungry	Map ref : 165385		
19	"	0830 to 1000 hrs	Completion of written reports and sketches.	Coy Comd & Pl Comds.	Map ref: 165385	Rest.	
EXERCISE CONCLUDES							
20	"	1000 hrs	Return to Camp		All troops.		
21	"	1400 "	Final conference	DS, Umpires, Coy Comds, Pl Comds.	D Coy Mess Hut.	Produce summarised reports.	Umpires produce notes



ADMINISTRATION

DRESS

Battle order (CSO Appx "A" Para 5) mosquito nets, 1 blanket, and groundsheet will be carried.

RATIONS

Sufficient rations for exercise will be provided for at Coy Sup Point, map ref 173383 at 1015 hrs 13 Dec. Bn QM will make necessary arrangements.

Note: Transport **MUST NOT** pass position map ref 176386.

AMMUNITION

Live Ammunition will NOT be carried.

STORES

Picks, shovels, axes and necessary cooking utensils will be carried.

REPRESENTATION OF FIRE

Representation of enemy fire will be made verbally by umpires and section leaders must give fire orders loud and clearly so that they can be heard by umpires concerned.

UMPIRES

Umpires will be nominated by Adjutant. Capt H.H.HILBERT will act as Director Chief Umpire and Coy Comd.

ATTACHED TROOPS

HQ Coy will provide NCO from each supporting arm taking part and three signallers.

INTERCOMN

Intercomn will be L/T sigs attached to Coy, will run line from Comd post at 183382 which will be provided by BHQ.

MEDICAL

One CAP orderly will be attached to <sup>each Pl</sup> Coy and sick parade will be arranged by Unit MO. MO will nominate CAP Orderlies.

DISTRIBUTION :-

15 Aust Inf Bde	Copy No.1.
58/59 Aust Inf Bn	" 2
O.C. D Coy	" 3.
Umpires	" 4 - 7. ✓
HQ Coy	" 8.
QM	" 9.
MO	" 10.
Coy File	" 11.



Appx C

15 AUST INF BDE TRAINING INSTRUCTION 10

HQ 15 Aust Inf Bde (AIF)  
13 Dec 43

**NOTE**

Attached as Appx A is a three weeks syllabus of Coy Training. The subject of the syllabus is to ensure uniformity of training within the Bde. Battalions may find it necessary to readjust the syllabus in a minor way but the syllabus as a whole is to be carried out.

**1. NATURE OF TRAINING**

**(a) General**

- (i) The training areas selected by units up to Day 14 are to be open, undulating country to teach the normal principles. Jungle training will commence on Day 15 and country with jeep tracks, narrow trails, razor back ridges and river crossings is necessary.
- (ii) For the first two weeks, coys will live out and train for three days each week and operate from camp for the remaining three days. In the third week, the whole Battalion will live out for five days.

**(b) 1st Week**

Training deals with protection on march, advance guards, methods of intercommunication, battle procedures, preparation of bivouacs in Coy defensive localities (not perimeters) with some night training in defensive routine.

**(c) 2nd Week**

Training develops into the "conduct of the battle" stage and deals with reorganisation on objectives gained, consolidation and exploitation. During the living in period, Pl and Coy Field Firing Exercises are to be conducted to bring out the value of own weapons, fire power and fire support in the attack.

Night training deals with the intricate organisation necessary and the events that lead up to the successful capture of an objective by night. This needs a close study. A one day Battalion Exercise is included to develop the team work of the Battalion.

**(d) 3rd Week**

A two day Battalion Exercise commences the week's training and is designed to teach the battle drills, procedure and discipline in the various stages of an operation - i.e. the approach, attack, reorganisation and consolidation of objectives, the development of well planned and well constructed defensive position.

Night training is to include the continuation of the development of a defensive position which will involve preparation of work tables and the organisation of rest.



3. TRAINING METHODS

- (a) All our training is for battle and every moment should be of training value. It is far better to make our mistakes and learn our lessons in training ~~than~~ in battle.
- (b) The essentials for good training are:
  - (i) The object and lessons of the exercise to be taught.
  - (ii) Study of manuals and lessons from operations.
  - (iii) Careful preparation of the exercise with prior reces.
  - (iv) Intelligent discussions in which the men are always included.
  - (v) Close supervision of training by all Commanders.
  - (vi) Good umpiring.
- (c) Realism must always be introduced. Keeness, enthusiasm and interest, displayed by Officers and NCOs and infused into the men, will maintain a high tempo in training at all times. Take the men into your confidence, paint your tactical pictures clearly and they will co-operate closely in the conduct of all training.

4. SUPERVISION

- (a) The closest supervision should be given to training by all Commanders. It is only by closely watching the exercises through from start to finish that the lessons can be learnt and mistakes rectified, thereby ensuring better planning and training for future exercises and foolproof arrangements for battle.
- (b) It is useless for an Officer just to march with the troops. He must be noting points all the time and place himself where he can exercise the greatest control. Stragglers should not be tolerated.

5. DISCIPLINE WHILE TRAINING

- (a) The basis of all training is discipline. A well disciplined unit always fights well. As you train so you fight. All ranks must be taught to realise that discipline is an essential part, the foundation stone, of military training and battle discipline.
- (b) An erroneous impression exists that in battle, saluting and recognition of rank is dropped. This is NOT so.
- (c) COs will ensure that every opportunity is taken to hold Coy and Battalion parades, tent and lines inspections. On LOAT's Coys will parade daily for personal and weapon inspection. Bivouac sites will always be inspected. Men will shave daily under all circumstances.
- (d) Saluting and recognition of rank will be of the highest standard during training.



6. MAN MANAGEMENT

- (a) The outstanding lesson of every campaign in NEW GUINEA, in fact, in every theatre of war is the necessity for man-management by Junior Leaders.
- (b) Malaria, dysentery, skin diseases, faulty weapons and loss of morale are all results of bad man-management by leaders.
- (c) It must be the aim to keep the maximum number of men in battle fit to fight. The ideal wastage should be through battle casualties only and even these can be reduced by good leadership, control and sound training.
- (d) Man-management must be made a daily feature of this Brigade's future training.

7. HARDENING TRAINING

- (a) The Brigade policy for physical fitness is to be as "TOUGH AS NAILS". Every man must be fit to withstand the most strenuous campaign.
- (b) Areas for field training will be selected at a considerable distance from camp sites and at least 30 miles will be covered in three days LOAT.

8. DIGGING IN

- (a) At least 2 picks and 2 shovels per section will be carried during all training. During special training, full scale tools will be carried for the purpose of digging in with speed and thoroughness.
- (b) All ranks must be taught the necessity of digging in to consolidate a position gained and for sound defence. Troops will dig in during every exercise.
- (c) The abandoning of tools because of weight is to be dealt with severely.

9. INTERCOMMUNICATION METHODS

- (a) The jungle conditions of NEW GUINEA make the establishment and maintenance of communications extremely difficult. A commander in battle, particularly in NEW GUINEA is greatly dependent on communications for the passing and reception of information and orders.
- (b) L/T has proved to be the most reliable means, although all other methods must always be used as an alternative.
- (c) In all training exercises units are to use L/T communication trying out various methods of carrying stores and establishing rapid communications. Communications should be always well up with the battle to enable its conduct to be carried out with all speed.
- (d) R/T Sets, Lucas Lamps, Flares, Field Signals, Runners, Written messages should be used expertly for the passing of information.
- (e) Units will practise the passing of information and orders verbally throughout the column during all training. This will add to the training interest as well as impressing the necessity of passing information rapidly from front to rear.



## 10. ATTENDANCE AT TRAINING

- (a) Duty Coys During the company and battalion training periods no duty company will be mounted. All available personnel will be on parade including cooks, clerks, etc. A minimum battalion security guard and light duty men only are to remain in camp. All companies will be responsible for their own duties prior to training periods.
- (b) Specialist platoons will continue with specialist training until 2nd week of Coy Training when they will be employed in company LOATs and field firing exercises.
- (c) Pioneer Pls can continue with camp works but will include normal rifle platoon training, methods of river crossing, construction and crossing of obstacles and digging in Bn HQ.
- (d) Bn HQ staffs - Adj, IC, TO, QM - will attend exercises to obtain as much value as possible from training.

## 11. SUNDAY TRAINING

- (a) Normally a full battalion parade should be held. After inspection, fall out personnel NOT attending church parades. These personnel may be employed as COs think fit.
- (b) The remainder of the day should be at the disposal of the troops.
- (c) Where necessary battalion exercises may include Sundays. It is a good point to vary the rest days. Church parades can conform.

## 12. PREPARATION OF EXERCISES

- (a) These are clearly set out in ATM 24 (Tactical Exercise with Troops) and ATM 18 (TEWTS).
- (b) The officer or NCO preparing the exercise must be clear on the object of the exercise and lessons to be taught, and after one or two prior recces write the exercise making careful arrangements for points to be noted, instructions to enemy and umpires and for administration.
- (c) One copy of each exercise shown in the company training syllabus is to be sent to Bde HQ together with a sketch. These need not be rewritten by En, but a carbon copy of the exercise prepared by the officer conducting the training will be sufficient.

## 13. ENEMY

- (a) Wherever possible, the employment of an enemy force adds realism to the training. They need to be carefully instructed.
- (b) Representation of fire can be obtained by:
  - (i) Use of flags,
  - (ii) Blank ammunition,
  - (iii) Firing brens (ball ammunition) rapidly on repetition into constructed pits,
  - (iv) Use of 36 grenades and the 69 Bakelite grenade,
  - (v) Safety arrangements are necessary.



**14. UMPIRING**

- (a) Most exercises require umpires to control the conduct of the exercise and to note points for discussions. Units should always consider the allotment of umpires when preparing an exercise.
- (b) A Brigade Umpires Course of 3-4 days will be held during the week 25 Dec-1 Jan 44. Details later.

**15. DISCUSSIONS**

- (a) Controlled discussions with the men before and after an exercise will always be carried out. Conferences of officers and NCOs are essential to bring out the training lessons and training methods.
- (b) In order to ensure a working knowledge prior to exercises it will be necessary for officers and NCOs to be instructed in subjects such as:- battle procedure, issue of orders, battle formations, battle drill, methods of intercommunication, maintenance of control, methods of reorganisation and consolidation on the objective, and aggressive & defensive methods.
- (c) During discussions, make certain that the audience is arranged so that all can hear.

**16. TRAINING REPORTS**

- (a) Units are to arrange for Coy Comds to submit a weekly report on training bringing forward lessons learnt, suggestions for future training and the conduct of battle training. A pro forma report should be laid down.
- (b) Units should then consolidate the main points of all companies and submit in a training instruction or discussion, one copy being sent to Bde.

**17. TRAINING TIME PROGRAMME (Subject to alteration)**

<u>Date</u>	<u>24 Bn</u>	<u>57/60 Bn</u>	<u>58/59 Bn</u>
11-18 Dec	Pl Trg	Works	Pl Trg
19-25 Dec	Coy Trg	Works	Coy Trg
26 Dec-1 Jan	Coy Trg	Pl Trg	Works
2-8 Jan	Coy Trg	Coy Trg	Works
9-15 Jan	Bn Trg	Coy Trg	Works
16-22 Jan	Bn Trg	Works	Coy Trg
23-29 Jan	Bn Trg	Works	Coy Trg
30 Jan-5 Feb	Bde controlled	Coy Trg	Works

**NOTES:**

- (a) Christmas Day and New Years Day - rest days.
- (b) Pls of HQ Coy except 4 and 5 Pls will not be employed on works. 4 and 5 Pls will not be detailed for employment outside the Bde camp area.

**18. SUMMARY**

The training of the brigade is being organised on sound lines to fit it for the coming events of battle. Every officer, NCO and man must co-operate with enthusiasm and efficiency to make the training worthwhile. Our determined efforts now will save many casualties later and our training experience will win battles.



The aims of the whole brigade are:-

- (a) To fight the battle wisely and not do foolish things.
- (b) "Tough as Nails" - 20-30 miles a day.
- (c) Perfect control and intercommunication.
- (d) Battle drills for every situation.
- (e) Team work and co-operation by every officer, NCO and man.

*B. H. Travers.*

Major  
BM 15 Aust Inf Bde

DISTRIBUTION:

24 Aust Inf Bn	60
57/60 Aust Inf Bn	60
58/59 Aust Inf Bn	40
15 Aust Inf Bde Sig Sec	2
15 Aust Fd Amb	12
266 Aust LAD	1
Moresby Base Sub Area	2
<del>BM</del>	1
BM	1
SC	1
File	13
War Diary	2



COY TRG - SUGGESTED SYLLABUS - FIRST WEEK

All refs are to IT 1937 unless shown otherwise.

Day 1	Day 2	Day 3	Day 4	Day 5	Day 6
	<u>TWO COYS</u> <u>LIVE OUT AND TRAIN - 3 DAYS</u>		<u>HALF DAY</u>	<u>HALF DAY</u>	<u>HALF DAY</u>
1. MOVE TO TRG AREA  2. COY IN THE ADV (Sec 62, 1-5) (a) Adv Gds and Protection on March (Sec 58-59) (b) Intercomm on March (c) Fd Sigs (Ch VI) (d) Battle Procedure (Ch VIII)  3. (a) Coy in Locality Def (Sec 76)  (b) Prepare Bivouac Shelters, cooking, Hyg  (c) Man Management (ISL Ch 2) (MTP 23 Pt XX) (Sec 9)  (d) Sentries and Patrols (Ch IX) Fl v Fl.	1. BREAK BIVOUAC (a) Roll Bedding (b) Fd Hyg (Daily drill)  2. COY IN ATTACK (NOT JUNGLE) (Sec 66) (a) Fl as Adv Cd (b) Encounter Attack (c) Battle Procedure (d) Issue of Orders Coy down to secs. (e) Deployment (f) Night Def Fire Plan - incl Mortars and Arty Patrols - Use Enemy	1. BREAK BIVOUAC  2. COY IN ATTACK (Sec 66) (a) Continue from Day 2 (b) Action on Objective. Mopping up - Snipers - Control (Sec 71) (c) Re-organisation Methods (Consolidation) Digging in  3. <del>MOVE TO CAMP</del>  4. COY IN ADV (Sec 58) (a) Adv Gds (b) Intercomm (c) Fd Sigs  5. FOOT INSPECTION ETC	1. COY PARADES  2. TENT INSPECTION  3. FL IN ADV (Sec 58) (a) Adv Gds (b) Intercomm (c) Fd Sigs (Ch VI) (d) Battle Procedure (Ch VIII)  4. RANGE PRACTICES  5. TSOBT	1. COY PARADES  2. TENT INSPECTION  3. FL IN ENCOUNTER ATTACK (a) Intercomm (b) Passing back Infn (c) Battle Procedure (Ch VIII) (d) Issue of Orders (Sec 67. 6) Fl down to Sec (Check each man)  4. WEAPON TRG RECAPITULATION	1. COY PARADES  2. ORGANISED SPORT  3. MAKE AND MEND
			<u>HALF DAY</u>	<u>HALF DAY</u>	<u>HALF DAY</u>
					1. CAMP CONSTRUCTION 2. CLEAN UP CAMP 3. MAKE AND MEND



COY TRG - SECOND WEEK

Day 7	Day 8	Day 9	Day 10	Day 11	Day 12
<u>TWO COYS</u>					
<u>LIVE OUT AND TRAIN - 3 DAYS</u>					
<p><u><b>BN EXERCISE</b></u></p> <p>1. <b>BN IN ADV</b> (Sec 62)</p> <p>(a) Coy as Adv Gd and Protection on March (Sec 58-59)</p> <p>(b) Intercomm on March</p> <p>(c) Battle Procedure on Contact (Ch VIII)</p> <p>(d) Issue of Orders</p> <p>(e) Deployment</p> <p>2. <b>BN (LESS TWO COYS) RETURN TO CAMP</b></p> <hr/> <p>3. <b>TWO COYS :-</b></p> <p>(a) Prepare Bivouac, Cooking, Hyg</p> <p>(b) Occupation Def Posn by Night</p> <p>(c) Withdraw to Biv</p>	<p style="text-align: center;"><u><b>TWO COYS</b></u></p> <p>1. <b>COY IN ATTACK</b> (Sec 66)</p> <p>(a) Recce and Orders</p> <p>(b) Preparation for Battle (Ch VIII)</p> <p>(c) Battle Formations (Ch V)</p> <p>(d) Fire and Manoeuvre</p> <p>(e) Consolidation (Sec 71)</p> <hr/> <p style="text-align: center;"><u><b>NIGHT</b></u></p> <p>2. <b>COY IN NIGHT ATTACK</b> (Sec 84-85)</p> <p>(a) Selection of Assembly Areas, Start Line, Guides etc.</p> <p>(b) Formations and Intervals</p> <p>(c) Intercomm</p> <p>(d) Control</p> <p>(e) Leading Parties (Compass &amp; Pacers)</p>	<p>1. <b>DISCUSSION ON NIGHT ATTACK</b></p> <p>2. <b>PRACTICE BY DAY:-</b></p> <p>(a) Reorganisation and Consolidation on Object by Night.</p> <p>(i) Methods of Layout</p> <p>      Secs and Fls</p> <p>(ii) Digging in</p> <p>(iii) Fire tasks</p> <p>(iv) Patrols</p> <p>(v) Arrangements for counter attack.</p> <p>3. <b>MOVE TO CAMP</b></p> <p>4. <b>COY IN ATTACK</b> (Sec 66)</p> <p>(a) Quick Decision Exercise</p> <p>(b) Discussion</p>	<p style="text-align: center;"><u><b>WHOLE DAY</b></u></p> <p>1. <b>COY PARADES</b></p> <p>2. <b>TENT INSPECTION</b></p> <p>3. <b>FL IN ATTACK</b> FD FIRING EX</p> <p>(a) Fire Power of Fl</p> <p>(b) Employment of Fl Weapons</p> <p>(i) Rifles</p> <p>(ii) LMGs</p> <p>(iii) Rifle Grenades</p> <p>(iv) 2" Mortar HE and Smoke</p> <p>(v) Tk A Rifle</p> <p>(vi) Hand Grenades</p>	<p style="text-align: center;"><u><b>WHOLE DAY</b></u></p> <p>1. <b>COY PARADES</b></p> <p>2. <b>COY IN ATTACK</b> (Sec 66) FD FIRING EX</p> <p>(a) Use of Sp Weapons</p> <p>(i) 3" Mortars (2) HE and Smoke</p> <p>(ii) LMGs</p> <p>(iii) Tk A Guns</p> <p>(b) Fire Power of Coy</p> <p>(c) Fire and Manoeuvre.</p>	<p style="text-align: center;"><u><b>HALF DAY</b></u></p> <p>1. <b>COY PARADES</b></p> <p>2. <b>ORGANISED SPORT</b></p> <hr/> <p style="text-align: center;"><u><b>HALF DAY</b></u></p> <p>1. <b>CAMP CONSTRUCTION</b></p> <p>2. <b>CLEAN UP CAMP</b></p> <p>3. <b>MAKE AND MEND</b></p>



COY TRG - THIRD WEEK

Day 13	Day 14	Day 15	Day 16	Day 17	Day 18
<b>WHOLE BN - COY TRG</b>					
<b>LIVE OUT AND TRAIN - 5 DAYS</b>					
<b>BN EXERCISE - 2 DAYS</b>		<b>ALL COYS</b>	<b>ALL COYS</b>	<b>AM</b>	<b>HALF DAY</b>
<p><u>NOTE:</u> Preliminary Orders issued prior to exercise.</p> <p>1. BN IN APPROACH</p> <p>2. BN IN ATTACK (See 64)</p> <p>(a) Final Recon</p> <p>(b) Battle Procedure and Issue of Orders</p> <p>(c) Capture Objective</p> <p>(d) Reorganisation and Consolidation</p> <p>(e) Dig in - slit trenches</p>	<b>ORGANISATION OF DEF POSN</b>	<b>AM</b>	<b>With sp Arms Att.</b>	<b>REST</b>	<b>HALF DAY</b>
	<p>1. BN IN DEF (See 74)</p> <p>(a) Allotment of Tasks and Co-Ord of fire plan.</p> <p>(b) Arty, Mortar, MMF Def Fire and OP Arrangements</p> <p>(c) Range Cards and Range Marks</p> <p>(d) Works Programme</p> <p>(i) Dig in to depth</p> <p>(ii) Est Bn Coy FHQ</p> <p>(iii) Obstacles</p> <p>(iv) Tracks</p> <p>(e) Complete Bn Inter-conn system</p> <p>(f) Cooking, Hot Meals, Fd Hyg, etc</p>	<p>REST AFTER COMPLETION OF BN DEF LOCALITY</p> <hr/> <p align="center"><b>PM</b></p> <p>DISCUSSION AND PRACTICE</p> <p>1. COY MOVE ALONG JUNGLE TRACK</p> <p>(a) Formations</p> <p>(b) Interconn through-out coln</p> <p>(c) Fd Sigs</p> <p>(d) Action on Contact</p> <p>(e) Use of Compass and Pacing Methods</p> <p>(f) Maintaining contact and control</p> <p>2. OCCUPY COY DEF LOCALITY FOR NIGHT</p>	<p>1. COY IN ADV ALONG JUNGLE TRACK</p> <p>2. INTERCONN</p> <p>3. CONTACT DRILL</p> <p>4. ENCIRCLEMENTS</p> <p>5. FIRE AND MANOEUVRE</p> <p>6. MOPPING UP AND SNI- PER ARRANGEMENTS.</p> <hr/> <p align="center"><b>NIGHT</b></p> <p>BN ASSEMBLES FOR DAWN ATTACK TO ARRIVE ON OBJECTIVE ½ hr BEFORE DAWN</p> <p>(a) Night Attack</p> <p>(b) Reorganisation Keeping Contact with Enemy</p> <p>(c) Digging In</p>	<p>BN MOVES TO CAMP</p> <p>1. BN IN ADV ALONG JUNGLE TRACK USING ENEMY DUG IN AND CONCEALED IN SEVERAL PLACES ASTRIDE TRACK - TEST FWD SCREEN</p> <p>(a) Contact - Involving Coy Encirclement</p> <p>(b) Pacing and Guiding Methods</p> <p>(c) Interconn</p> <p>(d) Organisation and Speed of Movement</p>	<p>1. COY PARADES</p> <p>2. ORGANISED SPORT</p> <hr/> <p align="center"><b>HALF DAY</b></p> <p>1. CLEAN UP CAMP</p> <p>2. MAKE AND MEND</p>







Appx H

Donadabu  
15 Dec 43."A" COY 58/59 AUST INF BNTACTICAL EXERCISE WITH TROOPSPLATOON IN ATTACK

Ref Map: UBERI 1"

Prepared by Capt A JACKSON

OBJECT

To train platoons in attack and consolidation.

LESSONS TO BE TAUGHT

1. Sec leader adapts his sec to ground so that it can cause the maximum damage to the enemy with minimum loss to itself. (IMT Ch X)(50).
2. In the event of supporting fire being inadequate, forward sections will once more have to resort to a combination of fire and movement using own support weapons. (IMT Ch XVIII)(98).
3. Control. (IMT Ch XI, MTP 23 Sec 14)(29).
4. When an assault has succeeded, sections first task in default of all other orders, is to prepare to beat off possible counter attacks. (IMT Ch XVIII) (102).

OPENING NARRATIVE

An enemy force is concentrated at Donadabu with an outpost reported at WYRAROWA.

58/59 Bn is advancing on Donadabu from WYANUMU with A Coy advance guard junc 173382. Forward elements of A Coy are fired on by LMG from WYRAROWA and are pinned down.

A Coy Comd orders 7 Pl to attack and capture WYRAROWA.

SEQUENCE OF EVENTS

No	Time	Event	Umpires instructions
1	Zero	Orders to Pl Comd at Track Junc.	
2	Z + 5	Pl Comds recce.	Protection used.
3	Z + 15	Pl Comds O Group & issue of orders.	Sequence correct. Were sec Comds shown ground then withdrawn under cover for orders?
4	Z + 25	Sec Comds recce followed by orders.	Sequence of orders.
5	Z + 35	Leading Sec skirts OBSERVATION HILL and is fired on by LMG.	Opposition strong enough to pin sec down. Check formation.
6	Z + 40 Z + 50	Pl advances by Fire & Movement. Secs being pinned down by fire at logical bounds.	Check formations for bunching. Was sec control maintained. Was Pl Comd in picture at all times.
7	Z + 55	Assault by 2 Secs.	Check control & formations.
8	Z + 60	Consolidation after immediate allotment of sec fire tasks.	Did troops occupy fire positions after success? Were tasks suitable to ground.



SEQUENCE OF EVENTS (CONT)

No	Time	Event	Umpires instructions
9	Z + 75	Conference on objective with discussion by both exercising and observing troops.	
		7 Pl commence exercise	151345/L.
		8 Pl " "	151520/L.
		9 Pl " "	160845/L.

ADMIN INSTRNS

Director : Capt A JACKSON.

Umpire : W O II ADCOCK - white armband.

Troops taking part : Exercise will be carried out in rotation, 7 Pl, 8 Pl, 9 Pl.

Assembly: A Coy less security guard of 4 men will embus at Coy lines 0830 hrs 15 Dec and move by MT to 173383. March to WYRAROWA and prepare bivouac at 173375. 9 Pl will act as ration carrying party from end of Jeep track 173383 on 15 Dec. 7 Pl will act in similar capacity on return to Camp 16 Dec. Return to Camp by 1230 hrs 16 Dec.

Enemy: Nil.

Rep of Fire: Umpires direction.

Dress: Battle order less helmets steel, mosquito nets, gas capes, water bottles filled.

Stores: 1 shovel per sec, shelter halves.

Weapons: Normal Pl WE.

Messing: Rations for 3 meals to be carried. Coy HQ to establish cookhouse on bivouac site.

Medical: C A P personnel to establish C A P at bivouac site.

Water : No water in area to be used for drinking unless previously boiled.

Malarial precautions: will be strictly enforced.

Intercomn: One man from No 1 Pl and 400 yds Signal wire to be allotted to Coy. Bde sig line to be carried on to Coy bivouac area. Communications expected open by 1200 hrs. Don V from Coy Office to be carried.

Conferences: At conclusion of each Pl exercise troops taking part and observers to attend. Lessons discussed.

*A Jackson*  
OC "A" Coy 58/59 Aust Inf Bn Capt

DISTRIBUTION

- O C A Coy
- Umpire
- B H Q
- 15 Aust Inf Bde
- File



MENU FOR 15 DEC 43.

*Appcs*

HQ	A	B	C	D	OM
Porridge	Bread and Milk	Porridge		Bread and Milk	Cereals
Curried Sausages on toast	Beef & Vegetables on toast	Steak & mashed potatoes		Fried Sausages on toast	Eggs on toast
Bread, Butter, Jam					Bread Butter Jam
Coffee	Bread Butter Jam	Bread Butter jam		Bread Butter Jam	Tea
	Tea	Toast		Tea	
		Coffee			
Cornish pasties	Vegetable soup	Cold Beef		Cornish pasties	Roast Beef
Vegetables	Fried cheese scones	Potatoes, Cabbage		Tomato Sauce	Baked Potatoes
Fresh apples	Potatoes, Cabbage	Jam Tarts		Cabbage, Carrots	Vegetables
Bread, Butter, Jam	Fresh apples	Custard		Banana Custard	Baked Apples & Spice Custard
Cheese	Bread, Butter, Jam	Bread, Butter, Cheese		Bread, Butter, Cheese	Bread, Butter, Cheese
Tea	Tea	Tea		Tea	Tea
Cold Meat	Roast Meat	Cold Meat		Cold Meat	Cold Meat
Potatoes, Cabbage	Baked Potatoes	Vegetable Salad		Roast Potatoes	Vegetable Salad
Banana Custard	Parsnip Gravy	Banana Custard		Parsnips, Beetroot	Jam Tarts
Bread, Butter, Jam	Steamed Pudding	Bread, Butter, Jam		Jam Tarts	Vanilla Custard
Tea	Custard	Tea		Bread, Butter, Jam	Bread, Butter, Jam
	Bread, Butter, Jam			Coffee	Black Coffee
	Coffee				



**UNIT WEEKLY MEDICAL REPORT**

*Appendix K*

For Week Ending 2359 hrs Fri 17 / 12/43.

UNIT 58/59 Aust Inf Bn LOCATION UBERI Map Ref. 177400

STRENGTH: Offrs. 25 OR'S 537 Total.....

REINFORCEMENTS \* (a) From "X-List" 1/19 Physical standard Good

RECEIVED (b) Others ..... Physical standard.....

	Total Attendances at RAP		Total Personnel Treated		Total New Sick		Total Evacuated		Total Light Duties		Total NO Duties	
	Offrs.	OR's	Offrs.	OR's	Offrs.	OR's	Offrs.	OR's	Offrs.	OR's	Offrs.	OR's
DYSENTERY .....												
DIARRHOEA .....		52		52		37				22		7
URTI .....		20		16		7		2		1		2
PUO .....		27		10		17		20		1		3
TINEA .....		69		66		20				2		
OTHER SKIN DISEASES .....		134		112		22		1		2		
BATTLE CASUALTIES .....												
ACCIDENTS .....		3		3		3						
†												
OTHER DISEASES .....	1	56		50		23		5		3		
TOTAL .....	1	360		309	1	129	1	28		31		12

‡ AVERAGE DAILY SICK RATE Per Cent. : Offrs..... OR's..... All Ranks.....

§ RMO's REMARKS ON HEALTH OF UNIT—

General Physical Condition of Personnel..... Good

Severity of Work or Training..... Moderate

General Increase in Diarrhoea due to bad meat in one Company Mess.

NOTES : \* If reinforcements from a malarious or otherwise infected area, RMO to state in Appendix "A."

† To be used only on instructions from DDMS or ADMS.

‡ To be computed in Offices of DDMS or ADMS.

§ Any special report exceeding scope of this form to be attached as Appendix "A."



1. STORES (Details of stores requisitioned but not obtained to be attached as Appendix "B".)

(a) MEDICAL :

Expendable Very Satisfactory

Non Expendable No comment

(b) EXPENSE STORES :

Ordnance Satisfactory

A.A.S.C. Satisfactory

(c) MALARIA CONTROL STORES :

Ordnance Satisfactory

A.A.S.C. Satisfactory

2. MALARIA CONTROL

(a) Measures of Personal Protection (Good, Fair, or Bad).

Nets Good Atebrin Good Clothes Good Repellent Improved (Fair)

(b) Larval Control Good

(c) Adult Destruction Adults rare

(d) General Comments Wheel tracks holding water filled in.

3. TRAINING CARRIED OUT BY RMO Field Exercises

4. RATIONS Satisfactory- fresh meat supplied

5. TRANSPORT Satisfactory

6. HYGIENE Increase in flies receiving attention by general measures.

(Signed) *W. H. ... Capt.*  
Unit 58/59 Aust Inf Bn.

NOTE : \* Any special report exceeding scope of this form to be attached as Appendix "A."



REPORT BY R M O WEEK ENDING 17 DEC 43  
SUPPLEMENTARY TO DDMS - PRO FORMA A

HQ 58/59 Aust Inf Bn  
43/308  
17 Dec 43

HQ 15 Aust Inf Bde

1. GENERAL

The increase in Diarrhoea was mainly due to bad meat. The outbreak on 13/12/43 was confined to A Coy. 30 lbs of bad meat was condemned at A Coy mess.

The number of PUO's had increased. Of the 27 cases 4 were positive malaria. I would suggest that the positive malaria cases were included in the following weeks report as many cases will not be proved until the following week.

2. MALARIAL CONTROL

Larvae found in old wheel tracks adjoining HQ Mess hut. Three tracks were filled in.

3. HYGIENE

Flies. Number have not decreased. Hygiene control will be more strict.

*A. Mitchell* Capt.  
RMO 58/59 aust Inf Bn.



ADMINISTRATION INSTRUCTIONS

17 Dec Appcl  
War Diary

1. GENERAL

58/59 Aust Inf Bn less A Coy will carry out Bn Exercise (Serial No 11) on Trg Area D 17 - 18 Dec 43.

2. ENEMY

A Coy will represent enemy. Capt A C JACKSON O C.

3. DIRECTING STAFF

Director	-	Lt-Col P D STARR			
Chief Umpire	-	Capt H SWEET			
Coy Umpires	-	Capt A GRAY	57/60	Aust	Inf Bn.
		Lieut D ROSS	"	"	"
		Lieut P NINK	"	"	"

4. POSTINGS

Vacant postings in the Bn will be filled as follows :-

CO	Capt C E NEWMAN MC	OC HQ Coy	Lieut MacDONALD
2 i/c	Capt A BATEMAN	1 Pl	" SHROSBEE
Adjt	Lieut J R BETHUNE MC	2 "	" PROBY M
QM	Lieut N DEMPSTER	3 "	Sgt MDORE C
I O	Sgt HOLLICK	4 "	" MURDOCK
RSM	WO II ADCOCK	5 "	" GREENBERG
RP	Sgt Cpl LOY		

5. SECURITY GUARD

(a) All ranks will take part in exercise except :-

Lieut D R BEALE - OC Guard.  
 Light Duty Personnel.  
 1, OR each Tpt Sec, QM Store; Each CQMS Store,  
 2 ORs Canteen.  
 1 Cook from A Coy.  
 1 NCO and 10 ORs from A Coy.

(b) These will mess at A Coy kitchen and will maintain constant guard to safeguard Stores left on campsite.

6. TRANSPORT

(a) All MF will move to the Trg Area.

(b) One Sec from Pack Tpt Coy will be attached from 0830 hrs 17 Dec and will return to own lines for night 17/18 Dec. Bn will ration 6 personnel.

(c) Tpt personnel, RPs, Pnr Pl and spares from BHQ will be available to QM if required for carrying parties.

7. STORES

(a) All weapons will be taken. MF available for move of heavy weapons and stores to Trg Area.

(b) Machets, 2 picks and 3 shovels per Sec will be carried on the man. QM will arrange tools for BHQ.

(c) One three ton load of assorted Amn will be taken and properly dumped before distribution to Coys. Sealed boxes only will be taken and Seals must not be broken.



ADM INSTRUCTIONS (CONT)

8. REPRESENTATION OF FIRE

- (a) SAA blank - Enemy 10 rounds per man.  
Own riflemen 5 rounds per man.
- (b) Enemy will take 1000 rds SAA ball for firing into pits represent Automatic fire. Capt A C JACKSON responsible for safety precautions.
- (c) Enemy will take 2 flags, recognition to be displayed to represent heavy rifle fire.

- - - - -

NAME	GRADE	COMP
McDONALD	Private	1st Coy
McDONALD	"	"
McDONALD	"	"
McDONALD	"	"
McDONALD	"	"
McDONALD	"	"
McDONALD	"	"
McDONALD	"	"
McDONALD	"	"
McDONALD	"	"

- - - - -

(a) All weapons will be taken. It is available for use of heavy weapons and stores to the area.

(b) Machine, 2 picks and 3 shovels per Coy will be carried on the map. It will arrange tools for Coy.

(c) One thousand rounds of ammunition will be taken and properly packed before distribution to Coy. Sealed boxes only will be taken and seals must not be broken.



58/59 AUST INT BN EXERCISE

OBJECT

To practice all Coys in working in conjunction in Bn attack.

SCOPE

1. Protection on Move (inc A A ATK/A).
2. Establishment of Bn defensive area.
3. Patrols (Rece & Standing).
4. Issue of Orders.
5. Movement of Reserves.
6. Consolidation.

ENEMY

A Coy, with under comd one det 3" Mortars.

REPRESENTATION OF FIRE

Blank amm for rifles. Special arrangements to be made by O C defence for L A fire into prepared pits.

DIRECTOR

C O. Lt-Col P D STARR.

CHIEF UMPIRE

Capt SWEET. Asst Umpires to be selected.

DRESS

Fighting order. Umpires wear white armbands on Right arm.

SCHEME

Enemy occupying BALD HILL, BLACK ROCK RIDGE, GABLE SPUR. -  
Bn attacks with two Coys forward - Difficult terrain and  
strong opposition on right - Left Coy has reasonable success -  
Reserve moved to drive attack home - Consolidation - Patrols.

CONFERENCES

Director, Umpires : 0900L at B H Q and O C Enemy.

All Officers

1900L/13

Officers Mess.



SEQUENCE OF EVENTS

Serial	Time	Event	Instructions to Enemy	Instructions to Umpires
1	0900 hrs	Bn moves from Bivouac area. Orders issued for T A & A A defence	Nil	Note: Composition of v.guard. Issue of orders.
2	1030 "	Deployment of Bn in defensive area.	Nil	Note: Protective measures during deployment. Selection of HQ area and establishment of same.
3	1100 "	Commencement of patrol period. Gaining contact and information.	Early patrols vigorously opposed. Further instns by phone. Defence to be kept mobile.	Note: Issue of patrol orders. Collation of reports by "I" Sec.
4	1600 - 1730	Attack plan decided upon. O O issued.	Nil	Check composition of R & O Groups in Bn and Coys.
5	1800 hrs	Attack commences.	Opposition on both flanks in early stages. Opposition maintained in GABLE SPUR area. Withdrawal on BLACK ROCK RIDGE should be conspicuous.	Note: Movement and use of Res pls (if any).
6	2000 - 2200	Attack proceeding on L front. Casualties fairly heavy. R flank held.	Detailed instns by phone according to orders given by Bn Comd.	Note: Use of Res Coy. Requests for supporting fire.
7	2200 - 0430	Establishment of standing & recce patrol programme. Movement of Res Coy.	Withdrawal along BLACK ROCK RIDGE. Dummy boby traps left in area.	
8	0500 - 0630	Dawn attack by Res Coy.	Attack to be driven home to "pivot area".	Note: Reorganization of original left flank Coy in preparation for further tasks.
9	0630 - 0900	Mopping up. Consolidation. Exploitation.		Note: General considerations.



Appx M

58/59 Aust Inf Bn  
1 Dec 43

58/59 AUST INF BN TRAINING INSTRUCTION No 4

PLATOON, COMPANY AND BATTALION TRAINING - 1 - 15 DEC 43

1. The last two weeks of the Individual Trg Cadre are cancelled. Cadre records will be kept in Coy offices.
2. Training as prescribed by 15 Aust Inf Bde Trg Instn No 9 will be carried out as follows :-

INDIVIDUAL TRAINING - 1 - 3 DEC 43

Complete Rifle and Grenade lessons set out in Cadre Syllabus. To O E T (to be recorded in AAB 53). One lecture or quiz on each of the following :-

- (a) Compliments, Saluting, Fenixants and Badges of Rank.
- (b) Correct dress and behaviour (incl language).
- (c) Discipline and Morale.

PLATOON TRAINING - 4 - 8 DEC 43

One one-day exercise each Pl. Lessons taught will include

- (a) Organisation of Patrols.
- (b) Patrol Orders and Reports.
- (c) Use of Pl Weapons.
- (d) Erection of shelters from available materials.

COMPANY TRAINING - 9 - 15 DEC 43

One two-day exercise each Rifle Coy with supporting arms from Hq Coy attached. Lessons taught will include :-

- (a) Protection on the Move.
- (b) Action on first contact.
- (c) Attack involving use of Compass.
- (d) Use of supporting arms.

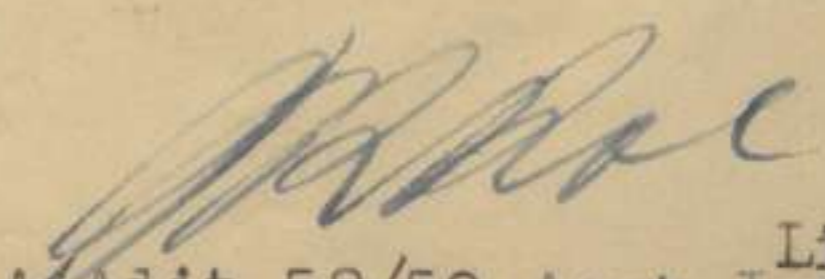
BATTALION TRAINING - 16 - 17 DEC 43

One two-day Bn exercise.

3. When not engaged in exercises or duties, Coys will carry out Range Practices laid down in GHO 506/43 (results to be entered in AAB 53). Tests for Proficiency Pay will be fitted in where possible.
4. The following night discussions for officers will be completed by 15 Dec:
  - (a) Bn Organisation and Weapons.
  - (b) Patrol Orders and Reports.
  - (c) Discipline.
  - (d) Bn Management.
  - (e) Coy Administration.
  - (f) Verbal Cp Orders.
5. T N W Ts for officers will be held during periods 6 - 15 Dec.
6. Detailed Syllabus will be issued weekly to Coy Comds (copy to 15 Aust Inf Bde Hq) in following form :-

SERIAL No	DATE	EVENT	LOCATION	BY WHOM	DURATION	REMARKS

ACKNOWLEDGE.

  
 A/Adjt 58/59. Aust Inf Bn  
 Lieut



DISTRIBUTION :-

C O  
All Coys  
15 Aust Inf Bde  
War Diary  
File.

The following are the copies of the diary of the 15th Australian Infantry Brigade during the period from 1st January to 31st December 1918.

1. 15th Australian Infantry Brigade - 1st to 31st December 1918

The diary of the 15th Australian Infantry Brigade during the period from 1st January to 31st December 1918 is divided into three parts: (a) the diary of the 15th Australian Infantry Brigade, (b) the diary of the 15th Australian Infantry Brigade, and (c) the diary of the 15th Australian Infantry Brigade.

2. 15th Australian Infantry Brigade - 1st to 31st December 1918

The diary of the 15th Australian Infantry Brigade during the period from 1st January to 31st December 1918 is divided into three parts: (a) the diary of the 15th Australian Infantry Brigade, (b) the diary of the 15th Australian Infantry Brigade, and (c) the diary of the 15th Australian Infantry Brigade.

3. 15th Australian Infantry Brigade - 1st to 31st December 1918

The diary of the 15th Australian Infantry Brigade during the period from 1st January to 31st December 1918 is divided into three parts: (a) the diary of the 15th Australian Infantry Brigade, (b) the diary of the 15th Australian Infantry Brigade, and (c) the diary of the 15th Australian Infantry Brigade.

4. 15th Australian Infantry Brigade - 1st to 31st December 1918

The diary of the 15th Australian Infantry Brigade during the period from 1st January to 31st December 1918 is divided into three parts: (a) the diary of the 15th Australian Infantry Brigade, (b) the diary of the 15th Australian Infantry Brigade, and (c) the diary of the 15th Australian Infantry Brigade.

5. 15th Australian Infantry Brigade - 1st to 31st December 1918

The diary of the 15th Australian Infantry Brigade during the period from 1st January to 31st December 1918 is divided into three parts: (a) the diary of the 15th Australian Infantry Brigade, (b) the diary of the 15th Australian Infantry Brigade, and (c) the diary of the 15th Australian Infantry Brigade.


15th Australian Infantry Brigade  
1st to 31st December 1918



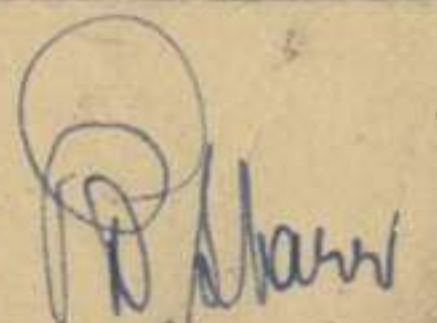
REF MAP:

DATE: 19 Dec 43

1 in to 1 mile UBERI

DAILY SUMMARY OF TRAINING

SERIAL	EVENT	LOCATION	BY WHOM	DURATION		REMARKS
				From	To	
1	Prepare for L O A T	Coy lines	A and D Coys	0830 hrs 20 Dec	1230 hrs 20 Dec	
2	Live out and train (Bde Trg Instn No 10)	Trg Area E	A Coy	1300 hrs 20 Dec	1600 hrs 23 Dec	One Sec Pack Tpt plus two extra rides attached.
		Trg Area D	D Coy	0900 hrs 20 Dec	1230 hrs 23 Dec	
3	Range Practice	Long Hill Range	B Coy	0830 hrs 20 Dec	1630 hrs	Coy Comd arrange transport for stores and meal with Transport Officer.
4	Range Practice	Westy's Range	C Coy	0830 hrs 20 Dec	1630 hrs	

  
Lt-Col  
Comd 58/59 Aust Inf Bn



*War Diary*

*Appx 0* SECRET

Copy No

Hq 58/59 Aust Inf  
20 Dec 43

58/59 AUST INF BN LIVE OUT AND TRAIN - 20 - 24 DEC 43

Ref Maps : 1 in to 1 ml UBERI  
1 in to 1 ml GAILL.

1. OBJECT

To practise coy in adm and organisation and the carrying out of an independant role.

2. SCOPE

- (a) Preliminary adv.
- (b) Issue of orders for protection on the move.
- (c) Intercomm during movement.
- (d) Crossing of obstacles.
- (e) Organisation of def posn. (to include arty fire plan).
- (f) Patrols and track recce.

3. TROOPS

Two coys operating in separate trg areas.  
One tp arty considered to be operating with each coy. Arty offrs to act as POC's.

4. AREAS

- (a) One coy UBERI 1 in to 1 ml sqs 1036, 1037, 1038.
- (b) One coy GAILL 1 in to 1 ml sqs 1032, 1033, 1431.

5. IRRES

- (a) Battle order.
- (b) Experiments to be carried out to determine most suitable method of carrying gear NOT normally taken into battle i.e. blankets, spare clothing etc.

6. SUPPLIES

One sec Pack Tpt to supply coys daily. This situation provides a supply problem which will exercise coy 'Q' staffs.

7. INTERCOMM

- (a) One No 11 set complete with one coy. (Other coy to report through this set).
- (b) Reports to Bn Hq at times laid down.
- (c) Sitreps at 0700, 1200 and 1700 hrs each day.

8. SCHEME

Enemy in occupation of MONESEY area. Two Bns 15 Aust Inf Bde in contact HOMERON BLUFF area. 58/59 Aust Inf Bn in res DONADABU.

(a) KBAIKEDIS area.

Bde Comd orders one coy to be sent to prevent enemy movement NORTH along tracks in sqs 1036, 1037, 1038 (UBERI 1 in). Natives report Jap patrols as far as MARIANE 104396 (UBERI 1 in). Coy moves to KBAIKEDIS; est def posns on both tracks, carries out patrolling and track recce.

(b) ANHUMU area.

Scheme as for (a) except tracks in sqs 1032, 1033, 1431 will be regarded as likely lines of approach.



8. SCHEME (CONTD)

(c) Each coy will send out one pl each day to infiltrate posns at night.

(d) Drills for erassing of obstacles will be practised at

- (1) 168398 (USRI 1 in).
- (110 168377 " " ..

It-Col  
Comd 58/59 Aust Inf Bn

DISTRIBUTION :

	Copy No
A Coy	1
B Coy	2
C Coy	3
D Coy	4
Comd	5
15 Aust Inf Bde	6
File	7
War Diary	8



58/59 AUST INF BN

S Y L L A B U S

DATE : 20 - 25 Dec 43

REF MAP:1 in to 1 mile UBERI  
1 in to 1 mile GAILE

Serial	Date	Event	Location	By whom	Duration		Remarks
					From	To	
1	20 Dec	Prepare for L O A T	Camp Area	A and D Coys	0830 hrs	1230 hrs	
2	20 Dec	LIVE OUT AND TRAIN (Bde Trg Instn No 10 Bn Instn)	A Coy Trg Area E D Coy " " D <i>vicinity of 1835</i>	A and D Coys	1300 " 20 Dec	1600 " 22 Dec	One Sec Pack Tpt plus two extra rides attached.
3	20 Dec	Range Practice LMG Rifle	LONG HILL RANGE	B Coy	0830 "	1630 "	Coys arrange tpt of stores and meal with T O.
4	20 Dec	Range Practice LMG Rifle	WESTY'S RANGE	C Coy	0830 "	1630 "	" " " "
5	21 Dec	L O A T	A Coy Trg Area E D Coy " " D	A and D Coys			
6	21 Dec	P1 in adm (Bde Trg Instr Nos 7 and 10)	WESTY'S RANGE	B Coy C Coy	0830 " 1330 "	1200 " 1700 "	Exercise to be prepared by O C C Coy.
7	21 Dec	Sport	Camp Area	B Coy C Coy	1330 " 0830 "	1700 " 1200 "	
8	22 Dec	Finish L O A T	Return to Camp Area	A and D Coys		1600 "	No 11 set to remain in trg area.
9	22 Dec	Prepare for L O A T	Camp Area	B and C Coys	0830 "	1200 "	
10	22 Dec	LIVE OUT AND TRAIN (Bde Trg Instn No 10 Bn Trg Instn)	B Coy Trg Area E C Coy Trg Area E <i>vicinity of 1835</i>	B and C Coys	1300 " 22 Dec	1600 " 24 Dec	
11	23 Dec	Sport	Camp Area	A Coy D Coy	0830 " 1330 "	1200 " 1700 "	



58/59 AUST INF BN

S Y L L A B U S

DATE: 20 - 25 Dec 43

REF MAP:

1 in to 1 mile UBERI

1 in to 1 mile GAILLÉ

Serial	Date	Event	Location	By whom	Duration		Remarks
					From	To	
12	23 Dec	Pl in adm (Bde Trg Instr Nos 7 and 10)	WESTY'S RANGE	A Coy D Coy	1330 hrs 0830 "	1700 hrs 1200 "	Exercise prepared by O C C Coy.
13	23 Dec	L O A T	B Coy Trg Area D C Coy Trg Area E	B Coy C Coy			
14	24 Dec	Final L O A T	Return to Camp	B Coy C Coy		1600 "	
15	24 Dec	Range Practice LMG Rifle	WESTY'S RANGE	A Coy D Coy	0830 "	1700 "	Coy Comd arrange tpt for stores and meals with T O.
16	25 Dec	Christmas programme submitted	Camp Area	Whole Bn	All Day		

Lt-Col  
Comd 58/59 Aust Inf Bn



58/59 25  
Miller Dean  
Appx P C.O.  
**TEXT 2 - BATTLE PROCEDURES**

The notes are issued in confirmation of TEXT No 2 held at  
HQ 15 Aust Inf Bde 19 Dec 43

HQ 15 Aust Inf Bde (AIF)  
19 Dec 43

1. **OBJECT**

To practise all Comds in battle procedure in the attack.

2. **LESSONS**

- (a) "Time is a vital factor in battle and every device should be used to shorten period of reece and preparation and to make effective. To achieve this object, the essentials are:-

- (i) Intelligent anticipation by all Comds
- (ii) Issue of warning orders
- (iii) An organised system which avoids unnecessary delays.

Men who go into action harassed and hurried, feeling that adequate preparations have been impossible will lose much in morale"

(IT Chap VIII S37)

- (b) "By foresight and system, it should often be possible for portions of the different stages to be carried out concurrently.

Stage 1. The reece by the Comd and his assistants  
The moves of subordinate Comds to a RV at which they may be given orders  
The moves of the fighting troops and administrative portion of force to assembly areas.

Stage 2. The issue of orders by Comd. Reece by subordinate Comds and their assistants. Move of fighting troops to unit or sub-unit assembly areas  
Opening of Hq for battle  
Preparations for intercommunication  
Administrative preparations.

Stage 3. The issue of orders by subordinate Comd  
The moves of fighting troops to the areas from which they will deploy.

Stage 4. Before going forward to reece or receive orders, Comds will issue such warning orders to enable their subordinates to begin their preparations for battle"

(IT Chap VIII S38)

3. **NOTES ON TEXTS**

- (a) The importance of method in battle can hardly be over-emphasized. When a Comd is faced with a new situation or receives a task, it is of great value if he can follow some kind of system which will ensure that he tackles his problems in the right order and without omissions. The system given below can with modifications be applied to most situations.

When a Comd has a task to execute he should:

- (i) Make sure that he is clear about the orders he has received
- (ii) Think out, with the aid of his map, his best course of action as regards carrying out his task, and as regards his reece. (This will enable him to gain a general grasp of the situation.)



- (iii) Issue a warning order to enable his subordinates to get started.
- (iv) Carry out a recon, and make his plan.
- (v) Issue his orders - if possible in view of the ground.
- (vi) Be sure that his orders have been understood.

(b) In war, time is very precious; more often than not the time factor is everything. Battle procedure is designed to save time. The ideal to be aimed at is that, in any operation, the man in the ranks should know exactly what he has to do. Without this knowledge he cannot be expected to show initiative, or to carry on when his sec and Pl comds have perhaps become casualties. It does not seem to be generally realised that in order to allow time for the men in the ranks to receive adequate orders time must be saved at the top. In other words, Bn and Coy Comds must carry out their recon and give out their verbal orders in reasonable time - or their orders may fail to reach their men. When the Comd has finished his recon, and is ready to give his verbal orders his subordinate Comds must be at hand waiting to receive them - having already looked at the ground. This procedure requires a quick appreciation of time and space by the Comd concerned, and the selection of a suitable RV for his subordinates. A Coy Comd, for instance, on completion of the Bn Comds orders, must ask himself the following questions:-

- (i) Where shall I do my recon from?
- (ii) How long will it take me?
- (iii) Where do I want my Pl Comds and at what time?
- (iv) What assembly position do I want my coy to move to?
- (v) Are there any special orders, as regards ammunition, weapons, transport, etc.

The answers to these questions will be sent back to his coy, so that everyone will be moving forward during his recon. The same method applies equally to Bn and Pl Comds. It is only by smooth working of some such system that time will be saved.

(c) On occasions speed in the adoption of an open formation may be of vital importance and deployment must be practised during training so that all units may be come thoroughly flexible in their movements.

(IT 1937 328 (1))

See sketch and comments IT 1937 Sec 28 (2)

#### 4. POINTS FOR CONSIDERATION

(a) "A Comd can impress his will and inspire confidence in the success of an operation far more easily through verbal orders, if well issued, than by pages of written orders." (ESR Vol II 315)

It is obvious that more instruction is required in the preparation and issue of operation and verbal orders. COs will therefore arrange further training for all Officers in this subject. Situations will be based on the Bn picture and not on the Pl and Coy level.

(b) Exercises in battle procedure will be conducted on the lines given at the TEWT.

#### DISTRIBUTION

24 Aust Inf Bn Rear Details  
57/60 Aust Inf Bn  
58/59 Aust Inf Bn  
24 Aust Inf Bn (for info)

Comd  
EM  
File  
War Diary

*B. H. Evans*  
Major  
BM 15 Aust Inf Bde



SIG TRAINING SYLLABUS

Appx 2

PERIOD

Day	0830 - 0900	0900 - 1000	1000 - 1100	1100 - 1215	1345 - 1445	1445 - 1545	1545 - 1630	1900 - 2000
1	Drill	Morse	Procedure V/S Etab Comm	Recapit E & M	T'phone Theory	Rec & Mich constn	Theory Superposing	
2	Drill	Morse	Circuit Don V	Quiz 3 Procedure	Semaphore		Morse	Lecture
3	Drill	Morse	Practical Superposing		Practice Sig Exercise - Sports		Morse	
4	Drill	Morse	Instrument Testing No 1	Quiz	Practice Sig Exercise		Morse	
5	Drill	Morse	Heliograph Setting up and Aligning.		Practice Sig Exercise		Morse Test	Night Compass March
6	Drill	Morse	Lecture Cipher	Practical use of Cipher	Practice Sig Exercise		Morse	
7	Drill	Morse	<del>Instructions</del> Introduction Semaphore/Wireless Theory		Practice Sig Exercise		Morse	
8	Drill	Morse	Traffic Exercise super- posed <del>Instructions</del>		Practice Sig Exercise		Morse	Lecture
9	Drill	Morse	<del>Instruments</del> Written Exams		Practice Sig Exercise		Morse	
10	Drill	Morse	Discussion on Exam papers	Wireless Theory	Practice Sig Exercise		Morse Test	Night Compass March.



MORTAR TRAINING SYLLABUS

PERIOD

DATE	0330 - 0900	0900 - 1000	1000 - 1100	1100 - 1215	1345 - 1445	1445 - 1545	1545 - 1630	1900 - 2000	
DEC 22 Day 1	Coy Parade Prepare Stores	T O E T 's					Mort Drill	Maintenance	
DEC 23 Day 2	"	Laying on Posts. Aux aiming Marks	Fire Control Signals	Drills for Speed. Pick Comp Team	Battle Procedure	"	"		
DEC 24 Day 3	"	Practical Battle Prodedure		Range Cards	Lecture on Compass	"	"	Night compass march	
DEC 27 Day 4	"	Elementary Map reading	Phone Infantry	Messages Reports & Orders	Range Finder	"	"		
DEC 28 Day 5	"	Compass March		Bren	Elementary Map Reading	"	"		
DEC 29 Day 6	"	Drill with Vehicle	Advanced handling	Mortar in close Country (Pract)	O S M G	"	"	Occupation by night	
DEC 30 Day 7	"	Elementary Map reading	Bombs and Propellant Charges	Smoke	A S M G	"	"		
DEC 31 Day 8	"	Ranging Use of Sand Table	Flanking Fire & Safety Angles	Engagement of Area Targets	Bren	"	"		

(OVER)



MORTAR TRAINING SYLLABUS (CONT)

Day	0830 - 0900	0900 - 1000	1000 - 1100	1100 - 1215	1345 - 1445	1445 - 1545	1545 - 1630	1900 - 2000	
9	Coy Parade Prepare Stores	FIELD FIRING						Return Stores	
10	"	Complete overhaul of all Stores. Replacement of worn or damaged parts.			Recapit of Discretion of Det Comd	Mortar Drills	Maintenance	Lecture night firing	
11	"	Elementary Map Reading	Compass March		Rifle	"	"		
12	"	Rapid Corrections. Controlled Corrections.	Aux aiming marks. Action on missfire.	Preparation for Night Firing	"	"	"		
13	"	Recapit.	RECAPIT.			QUIZ		Night compass march	

(OVER)



No 4 PL TANK/ATTACK SYLLABUS - WED 22 DEC 43

PERIOD

Day	0900 - 1000	1015 - 1115	1115 - 1215	1345 - 1445	1445 - 1545	1545 - 1615	1900 - 2000
1	G.D.4	G.D.1	G.D.2	G.D.3	G.D.5	Maint.	
2	G.D.4	G.D.5	M. XIV	M. I	M. I	"	
3	Rec G.D.	M.2	M. IV	M.X	G.D.VI	"	Lecture, Protection of Column on the move.
4	G.D.VII	G.D.VIII	M.V	M.XI	M.XI	"	
5	G.D.IX	G.D.X	M.VI	PREPARATION FOR SHOOT			Night compass march
6	Rec G.D.	M.I	M.9	M.13	M.13	"	
7	SUB CALIBRE SHOOT						
8	Rec G.D.	M.3	M.7	M.12	M.8	"	
9	Rec G.D.	M.2	M.17	M.15	M.15	"	
10	PRACTICAL SIGHTING + BATTLE PROCEDURE						Lecture. Tactical sighting.
11	Rec G.D.	M.16	M.16	M.19	M.19	"	
12	Rec G.D.	G.D.11	G.D.12	M.18	Rec. Mebh.	"	Compass March.

(OVER)



MECHANISM

GUN DRILL

I	I	Buffer Recuperator - 3		Positions on Portée (when travelling + Action.	
II		Theory of Sight Testing 2		Action Portée.	
III		Recapit - Basic Structure		Cease Firing Portée.	
IV		" Traversing Gear		Mount Gun " 2	
V		" Elevating "		Dismount Gun " 2	
VI		" Breech Mech.		Misfire Drill.	
VII		" Firing Mech.		Action Towed Guns.	
VIII		" Firing Assembly.		Cease Firing Towed Guns.	
IX		" Cradle and Slipper.		Action emergency.	
X		" Ammunition - Ballistics.		Cease Firing Emergency.	
XI		" Battle Procedure. 2		Recapit - Gun Drill. 1	
XII		" Recognition of Tanks.		Preparation for Action.	
XIII		" Map Reading 2		T O E T.	
XIV		" Road Discipline.			
XV		" Sighting of Guns. 2			
XVI		" Gun Pits.			
XVII		" Con - Cam.			
XVIII		" Appreciations.			
XIX		" Quiz 2.			



M M G TRAINING SYLLABUS

PERIOD

Day	0900 - 1000	1015 - 1115	1115 - 1215	1345 - 1445	1445 - 1545	1545 - 1615	1900 - 2000
1	Sat Pam 7 Part I Sec 2	Sat Pam 7 Part I Less 7 & 8	Sat Pam 7 Part I Less 9 & 10	Sat Pam 7 Part IIa Less 46	Sat Pam 7 Part IIa	Daily cleaning	
2	Sat Pam 7 Part IIa. Less 48	Sat Pam 7 Part IIa. Less 49	Sat Pam 7 Part I Less 11 & 12	Sat Pam 7 Part I Less 13 & 14	Sat Pam 7 Part I Less 15 & 16	" "	Night compass march
3	Sat Pam 7 Part IIa. Less 50, 51	Sat Pam 7 Part IIa. Less 52, 53	Sat Pam 7 Part IIa. Less 54, 55	Sat Pam 7 Part III. Less 95	Sat Pam 7 Part III. Less 96	" "	
4	Sat Pam 7 Part I. Less 18	Sat Pam 7 Part I. Less 19 & 20	Sat Pam 7 Part IIa. Less 58, 59	Sat Pam 7 Part IIa. Less 60	Sat Pam 7 Part IIa. Less 62 & 63	Field Firing	
5	Sat Pam 7 Part I. Less 23	Sat Pam 7 Part I. Less 24	Sat Pam 7 Part IIa. Less 65 & 66	Sat Pam 7 Part IIa. Less 67, 68	Sat Pam 7 Part IIa. Less 69, 70	Daily cleaning	
6	Sat Pam 7 Part III. Less 97	Sat Pam 7 Part III. Less 98	Sat Pam 7 Part III. Less 99	Sat Pam 7 Part I. Less 21	Sat Pam 7 Part I. Less 22	Range practice	Night shoot
7	Sat Pam 7 Part III. Less 100	Sat Pam 7 Part III. Less 101	Sat Pam 7 Part III. Less 102	Sat Pam 7 Part I. Less 25	Sat Pam 7 Part I. Less 27	Daily cleaning	
8	Sat Pam 7 Part I. Sec 9	Sat Pam 7 Part IIa. Less 71, 72	Sat Pam 7 Part IIa. Sec 19	Sat Pam 7 Part III. Less 103	Sat Pam 7 Part III. Less 104, 105	" "	Occupation by night
9	Sat Pam 7 Part I. Recapit Mech	Sat Pam 7 Part I. Recapit Sec 4	Sat Pam 7 Part I. Recapit Stoppages	Sat Pam 7 Part IIa. Recapit E G D	Sat Pam 7 Part I, IIa, III Quiz	" "	
10	Lecturette Range tables	Lecturette Range tables	Sat Pam 7 Part IIa. Sec 16	Sat Pam 7 Part III. Less 106	Sat Pam 7 Part III. Less 107	" "	
11	Sat Pam 7 Part III. Less 109	Sat Pam 7 Part III. Less 110	Sat Pam 7 Part III. Less 111	Sat Pam 7 Part III. Less 112	Sat Pam 7 Part III. Less 114	" "	Lecture Tactical Uses
12	Sat Pam 7 Part III. Less 116	Sat Pam 7 Part III. Less 124	Sat Pam 7 Part III. Less 125	Sat Pam 7 Part III. Less 128	Sat Pam 7 Part III. Less 129	" "	



Appx R

SECRET

58/59 AUST INF BN TACTICAL EXERCISE WITH TPs Copy No

PL in ADV

22 Dec 43

Area : WESTY'S RANGE

1. OBJECT

To teach tps method of adv in open country.

2. LESSONS TO BE TAUGHT

(a) Adv Gds.

- (i) To recon and gain infm.
- (ii) To brush aside minor opposition without deploying tps.
- (iii) To protect main body and cover axis of adv. (All ITM 2 1943).

(b) Intercomm

- (i) In the vastness of the modern battlefield, intercomm between sub-units in contact with the enemy and their comds behind is more important than ever before. INT Ch XI Sec 53.

(c) Fd Signals

INT Appx A.

(d) Battle Procedure

- (1), The drill for battle procedure must be constantly practiced until every member of the unit is fully conversant with his part and is able to take his part instinctively. IT 1937 Ch VIII.

3. NARRATIVE

Orders to pl Comd.

Small enemy patrols were sighted this morning at 0830 400 yds west of L A D lines. It is thought to be a recon patrol which moved from high ground during the night.

You will occupy a def posn astride rd 500 yds west of L A D.

Your task is to prevent enemy movement from the west.

Move from here at 0900 and choose your own route but be prepared to contact enemy en route.

Leave your TK/A rifle and take 24 hrs rations. Anything else you want see the CQMS.

4. NOTES FOR COY COMD

Serial	Time	Event	Remarks
1	0845	Pl Comd's orders to Sec Comds.	Check pl comd's orders.
2	0900	Pl moves	Check composition of adv gd, formation & pl comds, knowledge of task. If incorrect stop exercise and rectify faults.
3	0910	Pl enters open country	Check fd sigs & rapid deployment of force. Note reaction to sigs.
4	0920	Move across open country	Check comm between secs & pl H. If inadequate point out to Com



NOTES FOR COY COMD (CONT)

Serial	Time	Event	Remarks
5	0940	Arrival at Pl area	Note if pl comd's orders & battle drill allow rapid occupation.
6	1000	Discuss with tps	Point out faults & explain solutions.

5. ADM

- (a) Dress - Battle Order.
- (b) Weapons - pl weapons less TR/A rifle.
- (c) Timing - Coy Comds to adjust timings to period of trg.
- (d) Conduct of exercise - each pl to do exercise in rotation with remaining two pls observing and making notes.
- (e) Final conference - sequence to be explained to all tps.

*[Signature]*  
 Lieut  
 CC "G" Coy

DISTRIBUTION

Copy No.

A Coy	1
B Coy	2
C Coy	3
D Coy	4
Comd	5
Hq 15 Aust Inf Bde	6
File	7
War Diary	8



*appcs*

REPORT BY R M O FOR WEEK-ENDING 24 DEC 43  
SUPPLEMENTARY TO D D M S "PRO-FORMA A"

HQ 58/59 Aust Inf Bn  
43/308  
24 Dec 43

15 Aust Inf Bde

1. GENERAL

The increase in light duty personnel was due to the number of men who were capable of camp training but unfit for field exercise.

Last week the total evacuated was 27 cases, of these, 10 were proved malaria cases (2MT and 8 BT). This week the total evacuations were 20 cases.

2. MALARIAL CONTROL

Tents are being sprayed 3 days each week.

3. HYGIENE

Flies - Number appears to have decreased.

There is still room for improvement in general hygiene, but this is improving each week.

*[Signature]* Capt  
RMO 58/59 Aust Inf Bn



# UNIT WEEKLY MEDICAL REPORT

For Week Ending 2359 hrs Fr **24** / **12** / 43.

UNIT 58/59 Aust Inf Bn LOCATION UBERI Map Ref. 177400

STRENGTH: Offrs. 24 OR'S 540 Total 564

REINFORCEMENTS \* (a) From "X-List" 40 Physical standard Moderate

RECEIVED (b) Others ..... Physical standard.....

	Total Attendances at RAP		Total Personnel Treated		Total New Sick		Total Evacuated		Total Light Duties		Total NO Duties	
	Offrs.	OR's	Offrs.	OR's	Offrs.	OR's	Offrs.	OR's	Offrs.	OR's	Offrs.	OR's
DYSENTERY .....												
DIARRHOEA .....		<b>17</b>		<b>17</b>		<b>8</b>				<b>3</b>		<b>1</b>
URTI .....	<b>2</b>	<b>24</b>	<b>2</b>	<b>24</b>	<b>1</b>	<b>9</b>		<b>2</b>		<b>5</b>	<b>2</b>	<b>2</b>
PUO .....		<b>23</b>		<b>10</b>		<b>15</b>		<b>13</b>		<b>5</b>		<b>3</b>
TINEA .....		<b>47</b>		<b>47</b>		<b>5</b>		<b>1</b>		<b>5</b>		<b>1</b>
OTHER SKIN DISEASES .....		<b>107</b>		<b>102</b>		<b>6</b>		<b>1</b>		<b>19</b>		<b>2</b>
BATTLE CASUALTIES												
ACCIDENTS .....		<b>3</b>		<b>3</b>		<b>3</b>						
†												
OTHER DISEASES .....	<b>1</b>	<b>76</b>		<b>73</b>	<b>1</b>	<b>17</b>	<b>1</b>	<b>2</b>		<b>20</b>		<b>4</b>
TOTAL .....	<b>3</b>	<b>296</b>	<b>2</b>	<b>276</b>	<b>2</b>	<b>63</b>	<b>1</b>	<b>19</b>		<b>57</b>	<b>2</b>	<b>13</b>

‡ AVERAGE DAILY SICK RATE Per Cent. : Offrs..... OR's..... All Ranks.....

§ RMO's REMARKS ON HEALTH OF UNIT—

General Physical Condition of Personnel.....Good.....

Severity of Work or Training.....Moderate.....

General .....

NOTES : \* If reinforcements from a malarious or otherwise infected area, RMO to state in Appendix "A."

† To be used only on instructions from DDMS or ADMS.

‡ To be computed in Offices of DDMS or ADMS.

§ Any special report exceeding scope of this form to be attached as Appendix "A."



1. STORES (Details of stores requisitioned but not obtained to be attached as Appendix "B".)

(a) MEDICAL :

Expendable ..... **Satisfactory** .....

Non Expendable ..... **No comment** .....

(b) EXPENSE STORES :

Ordnance ..... **Satisfactory** .....

A.A.S.C. .... **Satisfactory** .....

(c) MALARIA CONTROL STORES :

Ordnance ..... **Satisfactory** .....

A.A.S.C. .... **Satisfactory** .....

2. MALARIA CONTROL

(a) Measures of Personal Protection (Good, Fair, or Bad).

Nets..... **Good** .. Atebrin..... **Good** .. Clothes..... **Good** .. Repellent..... **Fair** .....

(b) Larval Control ..... **Good** .....

(c) Adult Destruction ..... **Tents sprayed three times each week** .....

(d) General Comments ..... **---** .....

3. TRAINING CARRIED OUT BY RMO ..... **Field and general training** .....

4. RATIONS ..... **Satisfactory** .....

5. TRANSPORT ..... **Satisfactory** .....

6. HYGIENE ..... **Flies appear to be decreasing in number.** .....

(Signed) *[Signature]* Capt.  
Unit *5869 Amet. 24 Bn.*

NOTE: \* Any special report exceeding scope of this form to be attached as Appendix "A."



M E N U

Appa T

CHRISTMAS DINNER

- Soup - Creme of Tomato
- Entree - Spaghetti and Cheese
- Poultry - Seasoned Turkey and Ham
- Vegetables - Potatoes  
Cabbage  
Parsnip
- Dessert - Plum Pudding  
Caramel Sauce
- Savouries - Cheese Straws  
Patty Cakes  
Lemon Shortbread  
Fruit Cake

Cordial and Tea

Variations in Entrees and Savouries according to Coy's ideas.

ooooooooo000000o o o o h o o o



SYLLABUS 27 DEC 43 - 1 JAN 44

Ref Map: 1 in to 1 ml UBERRI

Serial	Date	Event	Location	By whom	Duration		Remarks
					From	To	
1	27 Dec	Exercise No 14 Pl in attack	Emmett Br Area	A Coy	0830 hrs	1700 hrs	To be prepared by A Coy Comd
2		T's O E T	Camp Area	B Coy C Coy	0830 1400	1215 1700	To be conducted with a view to proficiency pay for eligible members.
3		Exercise No 13 Pl in attack	Emmett Br Area	D Coy	0830	1700	To be prepared by D Coy Comd.
4	28 Dec	Exercise No 14	Emmett Br Area	A Coy	0830	1215	Midday meal in the field.
5		Exercise No 13	Emmett Br Area	A Coy	1330	1700	
6		T's O E T and pro- ficiency Tests	Camp Area	B and C Coys	0830	1215	
7		Sports	Camp Area	B and C Coys	1400	1700	
8		Exercise No 13	Emmett Br Area	D Coy	0830	1215	Midday meal in the field.
9		Exercise No 14	Emmett Br Area	D Coy	1330	1700	
10	29 Dec	Exercise No 13	Emmett Br Area	A Coy	0830	1215	
11		T's O E T	Camp Area	A Coy	1400	1700	One hour lecture by Education Officer during afternoon.
12		T's O E T and pro- ficiency Tests	Camp Area	B and C Coys	0830	1215	One hour lecture by Education Officer during morning.
13		Exercise No 13 Pl in attack	Emmett Br Area	B Coy	1330	1700	
14		Exercise No 14 Pl in attack	Emmett Br Area	C Coy	1330	1700	
15		Exercise No 14	Emmett Br Area	D, Coy	0830	1215	



SYLLABUS 27 DEC 43 - 1 JAN 44

Ref Map: 1 in to 1 ml UBERI

Serial	Date	Event	Location	By whom	Duration		Remarks
					From	To	
16	Dec 29	T's O E T	Camp Area	D Coy	1400 hrs	1700 hrs	One hour lecture by Education Officer.
17	Dec 30	T's O E T and proficiency tests	Camp Area	A Coy D Coy	0830 1400	1215 1700	To be conducted with a view to proficiency pay for eligible members.
18		Exercise No 13	Emmett Br Area	B Coy	0830	1215	
19		Exercise No 14	Emmett Br Area	B Coy	1330	1700	
20		Exercise No 14	Emmett Br Area	C Coy	0830	1215	
21		Exercise No 13	Emmett Br Area	C Coy	1330	1700	
22	Dec 31	T's O E T and proficiency tests	Camp Area	A and D Coys	0830	1215	
23		Sport	Camp, Area	A and D, Coys	1400	1700	
24		Exercise No 14	Emmett Br Area	B Coy	0830	1700	
25		Exercise No 13	Emmett Br Area	C Coy	0830	1700	
26	Jan 1 44	Bde Sports Gymkhana	Sports Ground	Whole Bn	All Day		

Lt-Col  
Comd 58/59 Aust Inf Bn



War Diary

ARMY EDUCATION SERVICE

Appoc V

REPORT ON ACTIVITIES FOR DECEMBER 43

HQ 58/59 Aust Inf Bn  
31 Dec 43

1. A E S Activities during the month were restricted owing to Company and Battalion Exercises.

2. MUSIC

Gramophone recitals of light and classical music were held on Saturday 11 Dec.

3. FARMER'S CLUB

Following meetings were held :-

1 Dec - talks on 'Sheep Diseases' and 'Anatomy' by Capt Leffers, and 'Irrigation' by Cpl Hodge.

15 Dec - Talk on 'Tick and Lice' in Sheep by Capt Leffers, and 'Marketing of Stock' by Sgt Gallagher.

28 Dec - Talks on 'Sheep Diseases' by Capt Leffers and 'Poultry' by Pte Graves.

Average Attendance 30.

4. LECTURES

Lectures were delivered by A E S personnel as follows :-

3 Dec - The 'Pacific War Situation' (to HQ and D Coys).

28 Dec - The 'Post War Reconstruction Trg Scheme' (to HQ and B Coys).

5. EDUCATION SCHOOL (29 NOV - 29 DEC)

Subject of separate report. Very satisfactory results achieved by 12 students from this Bn.

6. LIBRARY

New books (Penguin Series) were added during the month, bringing total in library to 85 (excl magazines).

7. GARDENING

Five dozen packets of vegetable seeds were distributed to unit gardeners.

8. "SALT"

Distribution very unsatisfactory. Arrangements being made to speed up supplies.

*R. Mathews* Lieut  
V E O



*Appoc W*

HQ 53/59 Aust Inf Bn  
31 Dec 43  
43/308

15 Aust Inf Bde

1. GENERAL

Malarial Incidence	Total Evacuated	Malarial Cases
11/12/43 - 17/12/43	29	12(3MT 9BT)
18/12/43 - 24/12/43	20	16(1MT 15BT)
25/12/43 - 31/12/43	26	11(1MT 10BT)
		(Not complete)

The increased incidence of malarial cases are calls in which the disease was contracted in other areas. The increased dosage of Atebrin seems to be having some effect.

2. MALARIAL CONTROL

Tents are being sprayed 7 days each week at 2130 hrs.  
Atebrin is being taken 6 nights each week.

3. HYGIENE

General hygiene is improving.

*[Signature]* Capt  
RMO 53/59 Aust Inf Bn



# UNIT WEEKLY MEDICAL REPORT

For Week Ending 2359 hrs Fri 31/12/43.

UNIT 58/59 Aust Inf Bn LOCATION Uberi Map Ref. 177400

STRENGTH: Offrs. 23 OR'S 554 Total 577

REINFORCEMENTS \* (a) From "X-List" 35 Physical standard Moderate

RECEIVED (b) Others ..... Physical standard.....

	Total Attendances at RAP		Total Personnel Treated		Total New Sick		Total Evacuated		Total Light Duties		Total NO Duties	
	Offrs.	OR's	Offrs.	OR's	Offrs.	OR's	Offrs.	OR's	Offrs.	OR's	Offrs.	OR's
DYSENTERY .....												
DIARRHOEA .....	1	9	1	9	1	5			1	7		
URTI .....		12		12		4				3		1
PUO .....	1	28		14	1	20	1	16		6		4
TINEA .....		73		71		15		1		7		2
OTHER SKIN DISEASES .....		98		98		12		5		16		-
BATTLE CASUALTIES .....												
ACCIDENTS .....												
†												
OTHER DISEASES .....		97		95		21		5		13		4
<b>TOTAL</b> .....	<b>2</b>	<b>317</b>	<b>1</b>	<b>299</b>	<b>2</b>	<b>77</b>	<b>1</b>	<b>25</b>	<b>1</b>	<b>52</b>		<b>11</b>

‡ AVERAGE DAILY SICK RATE Per Cent. : Offrs..... OR's..... All Ranks.....

§ RMO's REMARKS ON HEALTH OF UNIT—

General Physical Condition of Personnel..... Good

Severity of Work or Training..... Moderate

General Of the 73 cases of Tinea, 50 have Tinea cruris.

NOTES : \* If reinforcements from a malarious or otherwise infected area, RMO to state in Appendix "A."

† To be used only on instructions from DDMS or ADMS.

‡ To be computed in Offices of DDMS or ADMS.

§ Any special report exceeding scope of this form to be attached as Appendix "A."



1. STORES (Details of stores requisitioned but not obtained to be attached as Appendix "B".)

(a) MEDICAL :

Expendable ..... Very Satisfactory .....

Non Expendable ..... No comment .....

(b) EXPENSE STORES :

Ordnance ..... Good .....

A.A.S.C. .... Satisfactory .....

(c) MALARIA CONTROL STORES :

Ordnance ..... Satisfactory .....

A.A.S.C. .... Satisfactory .....

2. MALARIA CONTROL

(a) Measures of Personal Protection (Good, Fair, or Bad).

Nets..... Good..... Atebrin..... Good..... Clothes..... Good..... Repellent..... Improved  
(6/week)

(b) Larval Control ..... Good .....

(c) Adult Destruction ..... Tents sprayed 7 nights / week .....

(d) General Comments ..... Although the incidence of malarial cases have increased they were probably contracted in other areas. .....

3. TRAINING CARRIED OUT BY RMO ..... Thomas Splint Drill .....

4. RATIONS ..... Satisfactory .....

5. TRANSPORT ..... Satisfactory .....

6. HYGIENE ..... Improved .....

(Signed) [Signature] ..... Cap  
Unit. 50/50 Aust Inf Bn

NOTE : \* Any special report exceeding scope of this form to be attached as Appendix "A."



SPORTS OFFICERS REPORTS.

Appoc X

HQ 58/59 Aust Inf Bn  
13 Dec 43

1. It is pointed out that with the Bn's limited facilities of sporting gear, grounds, training time, dress etc., the whole basis of variety from Army routine lies in cooperation by all concerned.
2. Bn teams have been entered where possible in competitions with outside units.
3. Where possible inter-coy sport fixtures are also arranged with regard to the above difficulties, and, when this is so Coy Reps are requested to arrange for teams to be organised and on time for matches.
4. Entries for Bn sports (to be held during Xmas week) are overdue, "C" & "D" Coys the only Coys having submitted their entries to date. As previously mentioned, cash prizes are available for Bn sports, ensuring that more personnel have a chance to collect a few shillings pocket money.
5. RESULTS.  
Captains of all teams are responsible for Unit Sports Officer being notified of final scores of ALL matches, on the day games are played; also in the football teams names of 3 best players in each team.
6. All breakages etc. of sporting gear will also be notified as soon as noted.
7. Mr. Wrench the Bn Amenities Officer, will announce the draw of "Indoor Sports" shortly.
8. All gear on loan from Ede., particularly football sweaters and boots, will be kept in good order and sweaters washed after each match.
9. UMPIRES. see 11.  
Captains of all teams are responsible for arranging umpires well before the day of games, thus making sure games will begin on time.
10. FOOTBALL  
More players are required for our two Bn teams, new players contact Mr. Bidgood "C" Coy.

HOCKEY

Intending players contact Sig Parker HQ Coy. Games will be arranged with 57/60 Bn.

JUMPS

Bn Transport Officer is arranging for sand to be made available for entrants in all jumping events in Bn sports, to practise for these events.

SWIMMING

A Ede Swimming Carnival will be held on 9 Jan 44. Details later.

PLATOON DRILL

Coys may submit one composite platoon from Coy personnel, It is desired to have at least one Pl from each Coy.

ROAD RACE

The distance is approx 2900 yds and is not a difficult course purely as the name suggests, Road Race NOT Cross Country.



11. UMPIRES.

Anyone prepared to umpire football matches, and thus avail themselves of good training for Bn and Bde Sports, contact Unit Sports Officer. Volunteers need only umpire one match weekly.

Remember we need your cooperation to achieve anything like even reasonable success with our sport.

Coy Reps should make sure ALL personnel engage in some sport when time for some is available.

Lieut  
Sports Officer 58/59 Aust Inf Bn.



SPORTS OFFICERS REPORTS.

HQ 58/59 Aust Inf Bn  
14 Dec 43

CRICKET

Few games arranged, as we have to rely on Con Depot wickets being made available. However, plenty of keen players in Bn, a t least enough for three teams.

FOOTBALL

Two Bn teams entered, reasonably successful considering training facilities and conditions.

SOFTBALL

Two Bn teams in Comp and inter-coy matches keenly contested Very popular.

BASKETBALL

Very popular, and courts easily constructed.

VOLLEYBALL

Another easily prepared court, also has a good following

SWIMMING

Always sure of a good following, and facilities here are first class. A Bde Carnival is arranged for 9 Jan 44. A party visited Moresby on 28 Nov 43 to compete in an open Carnival. Cwing again to lack of training, our only successes were in the Underwater event.

ATHLETICS

Personnel from this Bn entered for various events at Ela Beach, on Cup Day 13 Nov 43. Our Tug 'o War team performing well to collect 2nd prize. L/Cpl Kettles also collecting 2nd prize in the Wood Chop. A Bde Military Gymkhana is listed for New Year's Day, 1 Jan 44. Our Bn trials will be decided during Xmas week and prize money distributed to the winners.

HOCKEY

We have necessary gear and players to field a team, but so far 57/60 Bn appear to have the only other team in this area Whenever possible games will be arranged.

BOXING

Interest limited, but it is anticipated more interest will be shown, if a Tournament is promoted in the Bde. Generally, all ranks very keen on sports, but limited facilities - grounds - & Bn training, have limited the chances of fully developing this enthusiasm.



RESTRICTED

*appoc Y*

The information contained in this document is NOT to be communicated, either directly or indirectly, to the Press or any person not holding an official position in His Majesty's Service.

AUSTRALIAN MILITARY FORCES

Serial No 11  
11 Dec 43.

ROUTINE ORDERS PART I

Nos 54 - 57

by

LIEUTENANT-COLONEL P.D. STARR

COMMANDING 58/59 AUST INF BN.

54. DUTIES

Orderly Officer to Retreat	12/12/43	Lieut N.G. BIDGOOD.
Duty Company	" " 12/12/43	D Coy.
" "	" " 14/12/43	C Coy.
" "	" " 16/12/43	D Coy.

In future Duty Company will supply the Bn Orderly Officer. Should an officer not be available in the Coy the CSM or a Sgt may carry out the duties of Orderly Officer.

55. SWIMMING

Swimming in the nude in the DONADABU area is forbidden. Also personnel moving to and from swimming areas will wear singlet or shirt and slacks or shorts. Disciplinary action will be taken against all ranks disobeying these orders.

56. DRESS

Although instructions have been issued that personnel engaged in Sport will wear a singlet or other articles of clothing, many instances of this order being disobeyed have been noticed. Disciplinary action will be taken against all future offenders.

57. APPLICATIONS FOR RELEASE

All future applications for release on Seasonal grounds will be made through Manpower authorities. Coy Comds will impress on personnel that on no account will they be permitted to write direct to Manpower. The person owning the property on which they have been, or will be employed, will make the application to Manpower.

*270*

J.R. ROE Lieut.  
A/Adjt 58/59 Aust Inf Bn.

NO  
IN REPLY PLEASE QUOTE

AUSTRALIAN MILITARY FORCES - SOUTHERN COMMAND

TELEPHONE



RESTRICTED

The information contained in this document is NOT to be communicated, either directly or indirectly, to the Press or any person not holding an official position in His Majesty's Service.

AUSTRALIAN MILITARY FORCES

Serial No 12  
19 Dec 43.

ROUTINE ORDERS PART I

Nos 59 - 68

by

LIEUTENANT-COLONEL P D STARR

COMMANDING 59/59 AUSTR INF BR

58. DUTY

Orderly Officer to Retreat	20/12/43	Meut	D R BEALE
Next for Duty	21/12/43	"	D R BEALE
"	22/12/43	"	D BEALE
Duty Company	20/12/43	C Coy	
Next for Duty	21/12/43	A Coy	
"	22/12/43	B Coy	
"	23/12/43	D Coy	

59. LOSS OF BELONGINGS

Carelessness re the above subject is being shown by some personnel of this Unit during swimming. Could personnel be advised to leave their dentures in their tents prior to swimming.

60. USE OF CENSORED COVERS

The Field Censorship Instruction No 7 is published for general information :-

1. A censored cover is an envelope, a green envelope or a wrapping showing any censorship markings including all or any of the following - Unit Censor Stamp, "Opened by Censor" Label or "Passed by Censor" Stamp.
2. Censored covers may only be used again for transmission through the post if the previous censorship markings are NOT discernible.
3. If a censored cover is or appears to be used by any member of the A M F in breach of this instruction -
  - (a) The Unit Censor will forward the censored cover to the C O unit for action; or
  - (b) If the censored covers are not intercepted in the unit, any censorship authority sighting it will arrange to forward the censored cover to the appropriate Formation or L of C Area for action.

61. DRESS

1. HMF Order A656/43 is cancelled.
2. (a) The following dress will be worn :-
  - (i) slacks and shirt or safari jacket. Shirt or safari jacket will be worn with long sleeves fastened at the wrists and buttoned in all respects except at the collar where the button may be left undone;
  - (ii) boots and socks, with anklets web or gaiters SD or puttees short.

PROVIDED THAT -

- (A) In respect of the period between the hours of sunrise and sunset (which hours will be fixed by Formation Commanders and published in Routine Orders) Formation Commanders may, in their discretion, empower COs to permit :
- (i) members to wear sleeves rolled up;
  - (ii) members of authorised working parties, whilst actually engaged in strenuous work, to work with the upper portion of the body bare;



(B) Formation Commanders may also authorize COs to permit personnel to work with the upper portion of the body bare when actually working in ships' holds between sunset and sunrise.

- (b) Members granted permission to work with the upper portion of the body bare will wear shirts when proceeding to and returning from the actual place of work.
  - (c) No general permission will be given by COs pursuant to the above proviso. A specific direction must be given by COs on each occasion.
3. A member issued with American gaiters may wear same in lieu of gaiters 3D.
  4. (a) Officers and WCs Class I may wear Sam Browns belts or belts web.  
(b) WCs Class II may wear belts, waist, brown, leather or belts web.  
(c) All other ranks may wear belts web.
  5. Hats will be worn by all ranks except that, at their option:  
(a) officers and warrant officers may wear, in lieu, caps, officer pattern;  
(b) drivers MT may wear, in lieu, caps 3D.
  6. Safari jackets may be worn only by those other ranks who:  
(a) have returned from service with the AIF out of Australia or are now serving in NEW GUINEA as members of the AIF; or  
(b) have had such articles issued to them by Ordnance.
  7. Personnel will wear the right arm colour patch of their unit on the RIGHT hand side of, and in the centre of, the hat band, unless ordered not to wear colour patches for security reasons.
  8. Notwithstanding that personnel wear other type of identity discs, all ranks will wear the identity discs issued to them.
  9. COs will be responsible for ensuring that members of their units are made fully conversant with the requirements of this order and will take all necessary measures to bring about strict compliance therewith.
  10. This order will take effect on and from 15 Dec 43.

Pursuant to the above order :-

11. Hours of sunrise and sunset in area EAST of MOUNA are fixed at 0700 hrs and 1900 hrs.

03. WITHDRAWAL OF SHORTS

1. Shorts will not be issued to personnel in NEW GUINEA.
2. Shorts now on issue will be withdrawn immediately from all personnel in NEW GUINEA. Shorts which are the personal property of individuals will be handed in to the Kit Store.
3. Unit commanders will ensure that para 2 of this Order is fully complied with and will render to their respective Formation Commanders not later than 27 Dec 43 a certificate to that effect.
4. Action will be taken by all concerned to ensure that shorts in the possession of personnel subsequently arriving in NEW GUINEA are withdrawn on such arrival.
5. Necessary issues will be made to enable each member to have in his possession three pairs of slacks.
6. The wearing of shorts will be treated as an offence, on and from 15 Dec 43.



63. RETURNS : PHARMACY STUDENTS

1. Formations will submit to reach this Hq by 31 Jan 44 returns of all personnel (of whatever rank) who, prior to enlistment, were pharmacy students.
2. The returns will contain the following particulars :
  - (a) Army number, rank, name and unit;
  - (b) Portion of pharmacy course completed and date;
  - (c) Portion of pharmacy course which the student is required to complete to enable him to qualify;
  - (d) Date of enlistment or appointment.

64. STERILISING OUTFITS FOR USE WITH WATER BOTTLES

1. (a) The sterilising tablets in outfits for use with water bottles are subject to deterioration and loss of strength on prolonged storage.

Provision has been made for replacement of outfits by AASC on the elapse of six months from the date of manufacture or if they are found to be unserviceable.
- (b) Unit medical officers will inspect samples from each batch on issue to the Unit and supervise a test for free chlorine with local water supplies. This test will be repeated if any outfits remain unopened one month after issue. If outfits are found to be unserviceable they will, on the recommendation of the unit medical officer, be returned to AASC for replacement.
- (c) Tablets will be protected from deterioration by keeping the bottles tightly corked. One outfit will be used completely before the next is opened in order to avoid deterioration by exposure to the air. For the same reason, no bottle of sterilising tablets will be kept for more than seven days after it has been first opened, as the efficiency of its contents cannot be guaranteed for longer than this period after the first opening.
2. It is believed that the problem of crumbling has been overcome in tablets of recent manufacture. Cert in tablets manufactured by Brown Ltd in Aug Sept and Oct of 1943 will show signs of crumbling but not sufficient to warrant return of unused stocks without test.
3. Progress reports as to the suitability of tablets of the latest manufacture are desired. These will be forwarded through the usual channels.

65. TRAIN TRAVELLING - INTOXICATING LIQUOR

1. No member of the forces, when in uniform, will carry, or cause to be carried, on to any train on which he is travelling or about to travel, or have in his possession or control or consume whilst travelling in any train, any intoxicating liquor, unless it is consumed by him as part of a meal supplied in a dining car in the train in which he is travelling.
2. MDI A.103/1941 is cancelled.

66. BREAKING DOWN OF SERVICE OR ENEMY AMMUNITION

ORO G 341/1943 is republished and will be promulgated in all unit routine orders.

1. The breaking down of service or enemy ammunition in any way, other than that authorised by training publications, hand books, regulations in existence or instructions issued from HQ, is strictly forbidden.
2. The breaking-down of any service or enemy ammunition by unauthorised persons is prohibited.
3. If information is required on the internal construction of any type of service ammunition, reference can be made to inspecting Ordnance Officers posted to Hq of Corps of L of C Areas.
4. Enemy ammunition will normally be broken down or demolished by R A E units (preferably bomb disposal units) under instructions from formation etc headquarters.



67. IGNITER SETS - GRENADES NO 36M - SUSCEPTIBILITY TO MOISTURE

1. GPO G 342/1943 is republished and will be promulgated in all unit routine orders.
2. The .22 R F cartridge cap, as used in the igniter sets for grenades No 36M, is highly susceptible to moisture. Personnel handling igniter set containers will observe strictly the following procedure :-
  - (a) Igniter sets are always in soldered cylinders. Should a cylinder be opened and the whole of the contents not expended, the cylinder will be resealed by effective adhesive tape or shellac binding.
  - (b) Detonators which show visible signs of corrosion or verdigris on the caps will be treated as suspect, as these are liable to produce blinds. Units will refer such detonators to an Inspecting Ordnance Officer for determination of condition.
3. Units will keep the number of "ready use" grenades to a minimum, consistent with operational needs, and in tropical areas this number will not exceed four days requirements in advance.

68. CARE OF MORTAR BOMBS AND FUSES

1. Mortar bomb fuses, under certain conditions, may become armed through rough handling and consequently it is imperative that the greatest care be taken with mortar ammunition. Boxes of bombs should always be carried from place to place. They must NEVER be thrown.
2. All fuses that are dropped from aircraft are labelled accordingly and when subsequently examined by technical Ordnance personnel are certified "Safe to Fire".
3. If a mortar fuse is fired and does not detonate, it will in any case become armed and therefore exceedingly dangerous. No ~~xxx~~ attempt will be made to interfere with or move a blind bomb. It must on no account be fired from a mortar a second time.
4. Blind bombs will be destroyed in situ in accordance with the procedure laid down in GPO 407/43.
5. If any doubt is felt regarding the condition of mortar fuses they should be set aside and reference made to an Inspecting Ordnance Officer or ammunition examiner.

J F BETHUNE      Lieut  
Adj't 58/59 Aust Inf Bn



RESTRICTED

The information contained in this document is NOT to be communicated, either directly or indirectly, to the Press or any person not holding an official position in His Majesty's Service.

AUSTRALIAN MILITARY FORCES

Serial No 13  
21 Dec 43

ROUTINE ORDERS PART I

Nos 69 - 73

by

LIEUTENANT-COLONEL P D STARR

COMMANDING 58/59 AUST INF BN

69. DUTIES

Orderly Officer	to Retreat	23/12/43	Lieut D R BEALE
Next for Duty	" "	24/12/43	" D R BEALE
" " "	" "	25/12/43	" D R BEALE
Duty Company	to Retreat	23/12/43	A Coy
Next for Duty	" "	24/12/43	D Coy
" " "	" "	25/12/43	C Coy

70. MINIATURE CYCLONES

1. The GUBA is a severe type of rain squall coming from the North-West as a Blow of great intensity. It may attain a velocity of up to 70 m p h. Generally the Gubas are preceded by a day of strong NW winds which may drop suddenly to calm conditions or light airs in the evening.
2. In Moresby Area the Guba develops rapidly about 0200 hrs and lasts for 20 minutes, and passes off as suddenly as it came. Five or six Gubas may be expected during January or February, and during that period it is essential that action be taken by all ranks to minimise destruction to stores and equipment as follows :-
  - (a) Ensure all offices and tents are securely "battened down" for the night.
  - (b) Inspect any ropes and ensure all office requisites are covered from rain and nothing of a loose nature left lying about.
  - (c) So far as possible, close all tents to the NW. Where this is not possible with offices, a blanket or tarpaulin should be kept handy to spread over the desk or table when the Guba is heard approaching.
  - (d) All craft in harbour will be manned sufficiently to enable necessary action to be taken to prevent loss.

71. RETURN OF EMPTY INSECT REPELLENT LOTION BOTTLES

1. Attention of Unit Commanders is drawn to GRO A 404/1943 para 12G, which states that empty insect repellent lotion bottles are to be returned to AASC.
2. Action will be taken by Unit Commanders to ensure that such bottles are returned to salvage depots.
3. To be repeated in Unit Routine Orders.

72. RETURN OF CHARGERS .303 INCH CARTRIDGES AND COTTON BANDOLIERS TO AMMUNITION EMPTIES DEPOT

1. Large demands for the above items are being received from Units in forward areas.
2. Commanding Officers will impress upon all ranks the importance of salvaging chargers and bandoliers after firing.



73. MECHANICAL VEHICLES

1. NEW GUINEA Force Orders 299, 300, 305, 453, 483, 534, 567, and 584 of 1942 and 56, 246, 314 and 334 of 1943 are cancelled.
2. Many instances of reckless and careless driving of mechanical vehicles and driving at excessive speed are occurring.
3. These and other improper practices in relation to mechanical vehicles frequently constitute a menace to other vehicles and to the safety of personnel and are responsible for undue wear and tear on vehicles and tyres. Accordingly they must cease.
4. Personnel when driving mechanical vehicles will maintain the strictest road discipline and drive at such a speed and in such a manner that their vehicles are completely under control and they are in a position to meet any emergency that may arise.
5. The maximum speed permitted for vehicles in the MORESBY Sub-Area is 20 M P H. In other areas the maximum speed permitted will be 20 m p h unless and until other maximum speeds, whether higher or lower, have been fixed by the Comds of those areas. Personnel will not drive at the maximum speed where the circumstances render that speed unsafe.
6. The following specific provisions will be observed :-
  - (a) An officer will not drive a mechanical vehicle except -
    - (i) when under driving instruction;
    - (ii) for the purpose of maintaining his efficiency as a driver;
    - (iii) when operationally necessary;
    - (iv) when no driver is available;
    - (v) ~~xxx~~ to rest the member normally driving the vehicle. Subject to the foregoing, no member will drive a mechanical vehicle unless authorized by competent authority to do so.
  - (b) When driving a mechanical vehicle the driver will not permit more than one person to sit beside him on the front seat.
  - (c) Drivers of mechanical vehicles will not when approaching road corners change to lower gear ratios for the purpose of reducing speed but will, when necessary, reduce speed by the application of the foot brake.
  - (d) No mechanical vehicle will be left unattended except in an authorized military parking area.
  - (e) Personnel will not drive mechanical vehicles with tail boards swinging free. If the load is such that the tail board cannot be closed up, it will be secured in a horizontal position either with the chains provided or by rope.
  - (f) Wheel chains will not be carried on front bumper bar of mechanical vehicles. They will be carried only in lockers or other suitable containers.
  - (g) The use of wheel chains on dry roads is forbidden. Wheel chains will be used only when conditions so require.
  - (h) Motor cycles will be fitted with efficient silencers. Personnel will not modify silencers unless authorized by competent authority to do so.
  - (i) Except for operational reasons in forward areas -
    - (i) pillion riding on motor cycles is forbidden;
    - (ii) a load of more than 20 lbs will not be carried on motor cycle rear carriers.
7. Speed traps will be operated by Provost personnel in various areas.



MECHANICAL VEHICLES (CONT)

8. Provost personnel will report without delay offences against this Order,
9. It will be the responsibility of COs to ensure that the members of their units are made fully conversant with the requirements of this Order, to continually impress upon members the necessity for strictly adhering to the same and to enforce the provisions of the Order by taking disciplinary action in respect of breaches.
10. When Provost personnel are required as witnesses, units will notify them promptly of the time and place of hearing.
11. This Order will be repeated in Unit Routine Orders.

*Leechman* Lieut  
A/Adjt 58/59 Aust Inf Bn

NOTICE

Watch No 5330 lost in Camp Area. Finder please return to Bn H Q.



RESTRICTED

The information contained in this document is NOT to be communicated, either directly or indirectly, to the Press or any person not holding an official position in His Majesty's Service.

AUSTRALIAN MILITARY FORCES

Serial No 14  
28 Dec 43

ROUTINE ORDERS PART I

Nos 74 - 83

by

LIEUTENANT-COLONEL P D STARR

COMMANDING 58/59 AUST INF BN

74. DUTIES

Orderly Officer to Retreat	29/12/43	Lieut A J O'ROURKE
Next for Duty	30/12/43	" L S PROBY
" " " " " "	31/12/43	" R L MacDONALD
" " " " " "	1/1/44	" N C BIDGOOD
Duty Company to Retreat	29/12/43	A Coy
Next for Duty	30/12/43	D Coy
" " " " " "	31/12/43	B Coy
" " " " " "	1/1/44	C Coy

75. OFFICERS MESS - OUT OF BOUNDS

Officer's Mess is out of bounds to all O R's.

Personnel wishing to communicate with officers will make enquiries outside the mess and remain outside.

76. MAINTENANCE

One day per week will be devoted entirely to maintenance.

Necessary maintenance will take priority over adm and training requirements.

Coys will be given 48 hours notice of MT restrictions.

77. SANITATION AT SPORTS GROUND

Latrines are established in the Sports Ground Area.  
Night indication will be by normal latrine lamps.

Unit R P's when on duty in the area will be responsible for enforcing sanitary discipline particularly at night.

78. FORWARDING ARTICLES TO MAINLAND

1. No member shall, except in the course of his duty, despatch, or cause to be despatched, to Australia -

(a) any property issued, distributed, or sold by, or belonging to, the Commonwealth or any part of the Defence Force of the Commonwealth or any Allied Country or Force;

(b) any captured enemy document, equipment or property;

(c) any article sold, distributed or supplied by Australian Defence Canteen Service or any Allied Force's Canteen, or any similar institution, or any AMF recognised philanthropic organization;

(d) any tobacco or cigarettes.

2. A member proceeding to Australia on leave or temporary duty will not take with him more tobacco or cigarettes than is reasonably required to meet his personal requirements during his period of absence from New Guinea.



FORWARDING ARTICLES TO MAINLAND (CONT)

3. Other members proceeding to Australia will not take with them more tobacco or cigarettes than is reasonably required to meet their personal requirements whilst in transit to the mainland.

4. It will be borne in mind continuously that :-

(a) one of the reasons for rationing tobacco and cigarettes in Australia is to ensure that adequate supplies are available for troops in operational areas; and

(b) tobacco and cigarettes supplied to troops in New Guinea are excise duty free which represents a substantial saving to all concerned.

5. (i) The despatch or carriage of tobacco or cigarettes to Australia in breach of this order may result in :-

(a) troops in forward areas not being adequately catered for owing to a consequential general shortage of supplies; and

(b) the withdrawal of the privilege of freedom from excise duty, resulting in troops in all areas being required to pay mainland prices.

(ii) It is, therefore, in the interest of all concerned to strictly adhere to the provisions of this order.

6. Disciplinary action will be taken in respect of all disclosed breaches of paras 2, 3 and 4 of this order and where tobacco or cigarettes are intercepted in transit to Australia, the same will be confiscated, and, after disciplinary action has been completed, donated to the Red Cross Society.

7. The attention of franking officers is drawn to the pre-franking requisites in relation to parcels or packets, the detailed procedure for franking the same and the action to be taken in regard to prohibited articles (vide App "A" to HQ Field Censorship Instruction No 4 and paras 5 (g) and 6 (b) of App "B" thereto).

8. The attention of Unit Censors is drawn to their duties in relation to censorship of parcels and packets as prescribed in para 9 (b) of the abovementioned Instruction.

9. Disciplinary action will be taken where franking officers or Unit Censors offend against the provisions mentioned in paras 8 and 9 above.

79. PILFERING

Pilfering of army stores has reached such serious proportions that it is interfering with supplies to troops in forward areas. Offences of this nature may even result in the lives of troops becoming endangered unnecessarily.

Officers will take steps to ensure that all precautions are taken by all concerned to eliminate this serious form of offence, and all ranks are to be warned that, as from the date of this Order, any member of the Forces concerned in such offences will be dealt with by Court Martial and awarded severe penalties.

The attention of all members of Courts Martial will be drawn to A M R & O 558 (3) which reads :-

"When attention has been called in Orders in the command to which the offender belongs to the unusual prevalence of the offence of which he has been found guilty, a Court Martial should also have regard to the fact that such warning has been issued."



80. CARE AND PRESERVATION OF AMMUNITION AND EXPLOSIVES IN THE FIELD

1. Reports indicate that sufficient attention is not being paid to the correct methods of storing ammunition in the field.
2. The attention of units is directed to the following publications :  
Notes on the Care and Preservation of Ammunition and Explosives in the Field, Parts I and II,  
the main points of which may be summarised as follows :
  - (a) Keep the Ammunition dry;
  - (b) Where practicable always store Ammunition on dunnage;
  - (c) Do not let the sun's rays fall direct on Ammunition or packages containing Ammunition;
  - (d) Ammunition should always be stored under cover and if tarpaulins or other covers are used, it is essential that they be raised at least 3 feet above the top row of boxes to allow adequate ventilation. This can be accomplished by the erection of bush timber frames;
  - (e) The quantity of Ammunition prepared for "ready use" should be the minimum requisite for operational needs;
  - (f) When servicing Ammunition, oil must not get to propellants fuzes, primers, tubes or detonators;
  - (g) Oily rags, oil and other inflammable substances, or substances liable to spontaneous ignition, are not to be allowed to remain near Ammunition;
  - (h) Defective Ammunition must be replaced at once;
  - (i) If in doubt regarding the condition of Ammunition, put it aside, and ask for an inspection by an Inspecting Ordnance Officer or Ammunition Examiner;
  - (j) The complication of types of modern ammunition make it impossible to find space on the round itself for all descriptive markings which appear on the package. It is, therefore, most important not only to retain Ammunition in its own package, as long as possible, but to take steps to ensure that if the need for repacking arises the Ammunition can be replaced in the packages it came from.

81. INSECT REPELLENT LOTION AND ANTI-MITE FLUID

1. The production of insect repellent lotion and anti-mite fluid in adequate quantities is a matter of great difficulty as some of the essential constituents are in short world supply.
2. These substances will NOT be used for any other purposes than those for which they are issued.

82. INTOXICATING LIQUOR

1. The illicit manufacture in Papua or New Guinea of any intoxicating liquor is prohibited.
2. The possession of any liquor so manufactured is also prohibited.
3. Severe disciplinary action will be taken in respect of any breach of this order, and all stills and material used for the manufacture of such intoxicating liquor will be confiscated.

83. MALARIAL PRECAUTIONS

The recent alarming increase in malaria cases within the unit indicate that necessary precautions are NOT being carried out.

Strictest supervision by officers is necessary to keep malarial figures to a minimum.



MALARIAL PRECAUTIONS (CONT)

The following programme will be put into effect immediately :-

- (a) a parade will be held at 1800 hrs daily at which :-
  - (i) all personnel will be inspected for correct dress;
  - (ii) personnel will apply mosquito repellent;
  - (iii) atebryn will be taken on nights laid down;
  - (iv) one officer per Coy must attend the parade.
- (b) Tents will be sprayed with  $\frac{1}{2}$  oz (approx 60 strokes of spray) of fly spray between 2100 hrs and 2200 hrs each night.
- (c) Coy Orderly Officer will inspect Coy lines at "lights out" to ensure that all nets are properly erected and full protection is gained.
- (d) Bn Orderly Officer will include mosquito nets in his daily inspection and will include the result of the inspection in his report.

*[Handwritten Signature]*

Lieut  
A/Adjt 58/59 Aust Inf Bn



# FIELD RETURN OF OFFICERS

.....(Serial No.)

At 0600 Hrs. Saturday 25 / 12 / 1943 ..... (Unit) 58/59 Bn 51 43

W.E. 11 / 120 / 2 OFFRS 32 O.R.'s 755 + OFFRS. 1 O.R.'s 34 ATT. BY W.E.

## PART A.—POSTED STRENGTH, SURPLUS OR REINFORCEMENTS REQUIRED.

1	2	3	4	5	6	7	8	9	10				
W.E. EXCLUDING ATTACHED.				DETAIL.	ATTACHED ALLOWED BY W.E.								
Rein'fts Required.	Deficient W.E.	Surplus to W.E.	Posted Strength.		Arm or Corps.	Posted Strength.	Surplus to W.E.	Deficient W.E.	Rein'fts Required.				
	3	1 8	2 1 7 27 1	* * Lieut.-Colonels Majors Captains Lieutenants Quarter-masters A.A.N.S and A.A.M.W.S. Offrs. Civilians Counting as Offrs.	A.A.M.C.	1							
	3		33	A.I.P.	C.M.F.	A.W.A.S.	A.A.N.S.	A.A.M.W.S.	CIVIL.	R.A.N.	R.A.A.F.	..	TOTAL.
Analysis of Part A to be shown here by ALL units. Only units notified in para. 10 of instructions for compilation of form will complete Part E(1) & E(2).													
													39

\* Insert detail of higher ranks as necessary.  
\*\* Personnel belonging to a category not provided for in the analysis will be shown in this Col. Particulars will be shown, e.g., 20 U.K. Forces; 10 N.Z. Forces

## PART B.—PARTICULARS OF OFFICERS JOINED OR QUITTED DURING WEEK.

### OFFICERS JOINED DURING WEEK.

Army No.	Rank.	Name and Initials.	Unit From.	Date.	CAUSE.

### OFFICERS QUITTED DURING WEEK.

Army No.	Rank.	Name and Initials.	Unit To.	Date.	CAUSE.
VX102642	T/capt	McMAHON	M.H. to P.S.L.	26/5/43	
NGX 170	Lieut	ROCHE	F.J.	12/11/43	seconded. Unit seconded to not stated.

## PART C.—DESCRIPTION OF OFFICERS WHOSE RETURN TO ..... (Unit) IS PARTICULARLY REQUESTED. .... / ... / 194 .....

Army No.	Rank.	Name and Initials.	REMARKS (e.g., present whereabouts if known).



## PART D.—NOMINAL ROLL OF OFFICERS ON POSTED STRENGTH

At 0600 Hrs. Saturday 25 / 12 / 194 3. (Total to agree with Columns 4 and 7 of Part A.)

1	2	3	4	5	6	7	8
Substantive Rank and Higher Temporary Rank if Held.	Army Number.	Surname.	Initials.	Posting.	Whether present with Unit (insert Yes or No)	If not present with Unit, state how employed.	Date of Detachment.
Major-T/Lt-Col	VX46	STARR	P.D.	C.O.	Yes		
Do	VX;86	WARFE	G.R.		No	Leave	
Capt-T/Major	VX112181	NEWMAN	C.E.	2 1/c	Yes		
Capt	VX102641	DREW	P.A.		No	N.G. Details Depot	
Do	VX7562	SWEET	H.G.	Coy Comd	Yes		
Lieut-T/capt	VX102643	BLACKSHAW	P.W.E.		No	N.G. Details Depot	
Do	VX102644	JAGO	E.O.		No	Do	
Do	VX117052	MILBERT	H.H.	Coy Comd	Yes		
Do	VX102607	JACKSON	A.C.	Do	Yes		
Do	VX102648	CUTHBERTSON	C.C.	Do	Yes		
Do	VX102651	BATEMAN	A.R.	Q.M.	Yes		
Lieut	VX102647	DEMPSTER	N.A.	Pl Comd	Yes		
Do	VX102650	DAUMAN	C.H.	Do	No	Leave	
Do	VX51665	GRIFF	E.M.	Do	Yes		
Do	VX102653	MURPHY	B.N.	Do	No	N.G. Details Depot	
Do	VX114247	MACDONALD	R.L.	Do	Yes		
Do	VX112185	BETHUNE	J.F.	Adjt	Yes		
Do	VX114250	SPINK	D.G.	Pl Comd	No	School	
Do	TX5326	SHROSBREE	H.J.	Do	Yes		
Do	TX4679	ROE	J.R.	Do	Yes		
Do	VX102654	PROBY	L.S.	Do	Yes		
Do	VX102655	WIL IAMS	G.H.	Do	No	School	
Do	NX133591	FWART	R.B.	Do	Yes		
Do	VX23594	LANE	G.R.	Do	Yes		
Do	VX105847	GRAHAM	P.W.	Do	No	Hospital YES.	
Do	VX106327	MATHENS	L.R.	Do	Yes		
Do	QX39329	ZERNER	E.S.	Do	Yes		
Do	VX115588	BALL	A.B.	Do	Yes		
Do	NX13870	SIMMONS	H.J.	Do	Yes	No Hospital	
Do	VX109161	BIDGOOD	N.C.	Do	Yes		
Do	VX104600	REVILL	B.M.	Do	No	Hospital	
Do	TX4464	SMITH	F.O.	Do	Yes		
Do	VX104470	MARSH	L.R.	Do	No	Hospital	
Do	TX5207	DAVEY	A.H.	Do	No	15 A.I.T.B.	
Do	VX104532	WALKER	H.J.C.	Do	No	Not known	
Do	<del>VX21239</del>	<del>WEST</del>	<del>A.B.C.</del>	<del>Do</del>	<del>No</del>	<del>" "</del>	
Do	VX104452	HOGAN	D.A.	Do	No	" "	
Do	NX76176	BEALE	D.R.	Do	Yes		
Capt	NX201328	MIDDLETON	L.W.	RMO	Yes		

## PART E.—NOMINAL ROLL OF OFFICERS ATTACHED FROM OTHER UNITS.

Substantive Rank and Higher Temporary Rank, if Held.	Army Number.	Name and Initials.	Unit.	Date of Attachment.	Nature of Attachment.
Lieut	NX36205	O'ROURKE A.J.	2/48 Bn		Reinforcement attached for training.

25/12/43

Date of Despatch

Adjt 58/59 Aust. Inf. Bn.  
Signature of Commander



# FIELD RETURN OF OTHER RANKS

*Army Form W.3009 (Adapted)*  
 (Page 1)  
 (Revised Jan., 1943.)  
 51 / 43 (Serial No.)

At 0600 Hrs. Saturday 25/12/1943..... 58/59 m..... (Unit)

W.E. II / 129 / 2..... OFFRS. 32 O.R.'s. 755 + OFFRS. 1 O.R.'s. 34 ATT. BY W.E.

### Part A. Posted Strength, Surplus or Reinforcements Required.

1	2	3	4	5	6	7	8	9	10
W.E. EXCLUDING ATTACHED.				DETAIL.	ATTACHED ALLOWED BY W.E.				
Reinfts. Required.	Deficient W.E.	Surplus to W.E.	Posted Strength.		Arm or Corps.	Posted Strength.	Surplus to W.E.	Deficient W.E.	Reinfts. Required.
			1	W.Os. Class I.	AACC			1	
			6	W.Os. Class II.					
	2		3	Squadron or Company Quartermaster Sgts.					
				Staff Sergeants					
	1	1	32	Sergeants	AACC AAME AAMC AAPC Postal	10			
	9		55	Corporals	AAMC AAPC AACC AACC	5		3	
182	170	2	479	Troopers, Privates, etc.	AAME AACC	12		3	2
				Civilians counting as O.R.					
182 *	182	3	576 *	Totals of cols. marked * should agree with details shown in Part E on Page 2.		27 *		7	2 *

Analysis of Part A to be shown here by ALL units. Only units notified in para. 7 of instructions for compilation of this return will complete analysis of Part B(1) and B(2).

\*\* Personnel belonging to a category not provided for in the analysis will be shown in this Col Particulars will be shown, e.g., 20 U.K. Forces, 10 N.Z. Forces.

Detail	A.I.F.	C.M.F.		A.W.A.S.	A.A.M.W.S.	CIVIL	R.A.N.	R.A.A.F.	**	TOTAL.
		Under 19 Years.	19 Years and over.							
A	348		228				[ ]	[ ]		576
B(1)										
B(2)										

### Part B. Other Ranks Attached from Other Units.

### Part C. Other Ranks Included in Part A Detached to Other Units.

Number of O.Rs.	Unit to which they belong	Number of O.Rs.	Unit to which they belong	Number of O.Rs.	Unit to which detached.	Number of O.Rs.	Unit to which detached.
				22	Hospital		
				18	Leave		
				16	School		
				3	15 Bde		
				1	NG FPC		
				1	NGF		

### Part D. Description of Other Ranks Whose Return To.....(Unit) is Particularly Requested. .... / .. / 194.....

Army No	Rank.	Name and Initials.	REMARKS (e.g., present whereabouts if known).



**PART E. Detail of Present Strength and Reinforcements required as shown in Part A of Army Form W.3009 at 0600 Hours Saturday 25/ 12 /1943 .**

Details of Tradesmen. GROUP I.	W.E.	Posted Strength.	Reints. Required.	Details of Tradesmen. GROUP I. (cont.)	W.E.	Posted Strength.	Reints. Required.	Details of Tradesmen. GROUP II. (cont.)	W.E.	Posted Strength.	Reints. Required.	Details of Tradesmen. GROUP III. (cont.)	W.E.	Posted Strength.	Reints. Required.
Ammunition Examiners				Surveyors, Engineering				Operating Room Assts.				G.P.O. Assistants			
Armament Artificer Fitter				Surveyors, E.A.A.				Operator, Keyboard				Hammermen			
Armament Artificer Fitter (Electrical)				Surveyors, Topographical				Operator, Line				Leather Stitchers			
Armament Artificer Fitter (M.V.)				Surveyors, Trigonometrical				Operator, Signal				Orderlies, Nursing			
Armament Artificer Fitter (A.F.V.)				Toolmakers				Operator, Switchboard				Orderlies, Nursing Mental			
Armament Artificer Instrument				Turners				Operator, Wireless				Plate Layers			
Armament Artificer Radio				Watchmakers				Opticians				Rangetakers	4	1	3
Armament Artificer Signals				Welders				Painters				Revettiers			
Armament Artificer Wireless								Panel Beaters				Roughriders			
Artificer, Artillery								Photographer, Dry Plate				Saddlers			
Artificer, Engine								Predictor Numbers				Saddletree makers			
Blacksmiths	1	1						Printers				Shoemaker and Boot Repairer			
Bricklayers		1						Radlographers				Stevedores			
Computers								Riggers				Stokers, Staty. Engine			
Cooks, Hospital				GROUP II.				Sawyers				Storemen, Technical	4	4	
Coppersmiths				Armourers				Signalers	27	27		Tailors	2	2	
Dispensers				Axemen				Signwriters				Textile Refitters			
Draughtsmen				Bakers				Telescope Identfn. Numbers				Tinmiths			
Draughtsmen (Architectural)				Qty. Comd's. Asst.				Well Borers				Vulcanizers			
Draughtsmen (Engineering)				Boilermakers				Wheelers				Wagon Erectors			
Draughtsmen (Mechanical)				Carpenters	6	6		Winchman				Whitesmiths			
Draughtsmen (Topographical)				Carpenters and Joiners				Wireman							
Electricians				Cooks				Woodturners							
Electricians (M.V.)				Dental Mechanics											
Electricians (Signals)				Driver-Mech. (Eng. and Med.)											
Fitters				Driver-Operator											
Fitters (Cycle)				Drainers											
Fitters (Electrical)				Electricians											
Fitters (Gun)				Electricians (Engineers)											
Fitters (Instrument)				Fire Control Operators				GROUP III.				DETAILS OF NON-TRADESMEN.			
Fitters (M.V.)				Gun Operator				Battery Surveyors				Batmen	34	34	
Fitters, Railway Signal				Hatchman				Butchers	1	1		Hygiene	4	4	
Fitters, Signals				Height Taker				Clerks	11	11		Storemen	12	12	
Grinder, Precision				Helio Operator				Clerks, Supply				SBS	21	21	
Mechanics, Instrument				Instrument Operator				Clerks, Technical				Water Duty	2	2	
Mechanics, Instrument (Signals)				Intelligence Duties	10	12		Coach Trimmers				R. Police	7	7	
Mechanics, Instrument (Surgical)				Joiners				Concretors				Gen Duty	608	429	179
Mechanics, Radio				Lineman				Cooks				Total	755	576	182
Mechanics, Typewriter				Lineman, Signals				Dental Clerk Orderlies				ATTACHED BY W.E.			
Mechanics, Wireless				Lithographers				Despatch Riders				AAPC	2	2	
Millwrights				Machinists, Metal				Draughtsmen, Signals				AAMC	4	4	
Operators, Excavator				Machinists, Wood				Drivers, H.T.				AAOC	1	1	
Pattern Maker				Masons				Driver Tptn. Plant				Postal	1	1	
Pharmacist				Masseurs				Engine Hands, I.C.				ANME	3	1	2
Photographer, Wet Plate				Mechanics, M.T.				Equipment Repairers	1	1		AACC	23	19	5
Photowriter				Miners				Farriers							
Plumber				Moulders				Fitters' Mates							
Saw Doctors				Nurses, Trained				Gun Layers				Total	34	27	7
Surveyors				Observation Post Assts.								Totals of columns marked * to agree with columns 4 and 7, and 1 and 10 of Part A. respectively.	789	603	*189
CARRIED FORWARD	1	2		CARRIED FORWARD	17	20		CARRIED FORWARD	57	60					

NOTES.—(a) If rank other than private is involved give details on back.  
(b) Authorised trades or specialists not included in list will be added as required in spaces provided.  
(c) Where A.W.A.S. and/or A.A.M.W.S. personnel are desired show details on back.  
(d) Where replacement not desired note accordingly on return by insertion of N.R. in col. "Reints. Required."  
(e) Where any request or notation is made on back of form, the words "See Back" should be written in one of the blank spaces on this page.

25 Dec 43  
Date of Despatch

Signature of Commander  
Capt



