

**AWM52**  
**2nd Australian Imperial Force and**  
**Commonwealth Military Forces unit war**  
**diaries, 1939-45 War**

Item number: 8/3/31

2/31 Infantry Battalion  
February 1945, Appendices

52.  
WAR. DIARY

S E C R E T

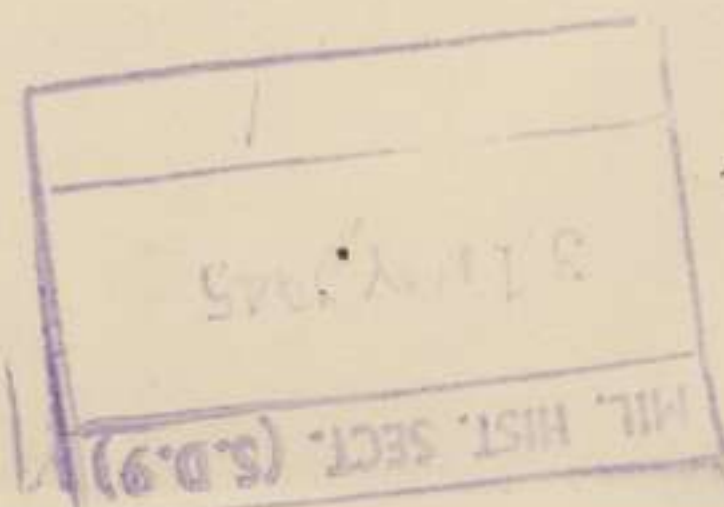
16 Feb 45

2/31 AUST INF BN

BATTLE STANDING ORDERS

This document must not be  
allowed to fall into enemy hands

<u>Distribution:</u>	HQ Coy	Copy	1 - 10
A	"	"	11 - 18
B	"	"	19 - 26
C	"	"	27 - 34
D	"	"	35 - 42
CO		"	43
ADJT		"	44
ASST/ADJT		"	45
QM		"	46
IO		"	47
RSM		"	48
SGT Clerk		"	49
RP SGT		"	50
WAR DIARY	2		51 - 52
FILE		"	53
Spare		"	54 - 70.



BATTLE STANDING ORDERSIntroductory

The following standing orders are promulgated as a guide to all ranks in the application in battle of the principles underlying our tactical and administrative trg.

All ranks will make themselves familiar with these orders and with any amendments promulgated from time to time.

1. DISTRIBUTION OF DUTIES

2 i/c: will be the Bn 2 i/c, if not JOB or if JOB then CO HQ Coy; he understudies the CO and must at all times be familiar with the tactical situation; under Bn ROFT procedure he is i/c F Gp and in withdrawal he is i/c recce Gp. If he is CO HQ Coy he will also ascertain the roles of 2, 3, 4, & 5 pls, and supervise accordingly. He supervises all arrangements and B ech with the assistance of G and TO and is responsible for the maintenance of Sigs Ann and Ordnance.

Adjutant: is i/c of Comd post, and is responsible for its layout and protection; he prepares and issues OOs and instrs; he originates all outgoing G and A messages, and all incoming messages from the report centre will be delivered direct to him. He is responsible for all honours and awards, and for all "A" matters, and supervises Bn Orderly Room Staff. He will normally move with R Gp, when Asst Adjt will be i/c BPO in F Gp.

Asst Adjt:

Understudies and assists Adjt.

IO: is responsible for:  
Bn Intelligence.  
Distribution of info.  
Disposes of PW and captured documents.  
Supplies maps, traces and photos.  
Prepares sitreps.  
Supervises battle and patrol maps.  
Supervises War Diary.  
Moves with R Gp.  
If required will organise Comd Post.

CO HQ COY:

Is normally Battle 2 i/c. If not battle 2 i/c then he will supervise carrying out of Sigs, sp arms (2, 3 and 4 pls) and tpt plan, and will assist 2 i/c in regard to B ech and G.

Sigs Offr:

Is responsible for Bn comms, and carries out Sig plan. He organises Report Centre at Comd post and assists in all ground to air comms. Normally he will move with R Gp. If required he will organise Comd Post.

QM:

Is responsible for all Q matters. He supervises all stores and ordnance. He has direct access to Coy CO S and records in regard to all matters relating to WEP. Lays out and is i/c B ech under direction of 2 i/c and is assisted by TC. He supervises WO Caterer and Bn Cooks.

RSM:

He assists in supervision, layout, protection and grouping of Comd Post and BHQ. He controls RPs and supervises traffic discipline at Comd Post and BHQ. He is responsible for Bn amm supply and supervises CSMs in regard to amm states. He is responsible for discipline of BPO and in absence of Adjnt and Asst/Adjnt is i/c BPO in F Gp. He assists Orderly Room Staff and Adjnt in regard to parade states.

RMIO:

He advises CO on health of Bn. He controls RAP and evacuation of wounded and sick. He observes malarial discipline and control within Bn and advises CO. He assists with Hygiene and water testing and liaises with Fd Amb and Bde Hygiene Offr.

RIFTE Coy Comd:

He is responsible for the tactical handling discipline and adm of his Coy.

Coy 2 i/c:

He understudies OC Coy and at all times must be familiar with tactical situation. He is responsible to OC Coy for all 'A' and 'B' matters within Coy and controls Coy HQ and supervises CSM, CSMS and Cpl Clerk. He controls Coy F Gp and disposes according to OC's orders whereafter unless otherwise ordered he will assist as far as possible in supervising the tactical functioning of the the Coy and will insure continuity of sups water amm and ordnance.

CSM:

He assists Coy 2 i/c and is responsible to OC Coy for discipline within the Coy. In absence of Coy 2 i/c he will carry out duties as laid down in these orders for Coy 2 i/c.

He supervises parade states and amm and is responsible to RSM for amm states.

He is responsible for layout and defense of Coy Comd Post.

Pl Comd:

He is responsible for tactical handling discipline and adm of his pl.

Pl Sjt:

He will act in relation to his pl as laid down in these orders for Coy 2 i/c to act in relation to the Coy.

Sec Comd:

He is responsible for tactical handling, discipline and adm of his sec.

Sec 2 i/c:

He will act in relation to his sec as laid down in these orders for Coy 2 i/c to act in relation to the Coy.

2. BATTLE PROCEDURE

(i) For the purpose of the deployment of the Bn for battle in the shortest possible time the Bn is divided into groups as follows:-

- (a) Recce Gp
- (b) Orders Gp
- (c) Fighting Gp
- (d) Transport Gp

The composition of these groups within Bn Coy and pl are as follows:-

<u>Serial No.</u>	<u>Gp</u>	<u>Bn</u>	<u>Coy</u>	<u>Pl</u>	<u>Remarks</u>
1	R	CO 3 orderlies IO 1 orderly Adjnt and / or Sig Offr	OC 3 orderlies Sp Arms Comd Int Sec Rep Coy Int Observer	OC   Orderly	

<u>Serial No</u>	<u>Gp</u>	<u>Bn</u>	<u>Coy</u>	<u>Pl</u>	<u>Remarks</u>
1	R	2 or 1 Orderlies 2 sigs with LOS control set and DV Telp 1 sig with 536 link to 2 i/c 2 Sigs Rde 22 set Sp arms Comds OC 2 pl OC 3 pl OC 4 pl OC 5 pl. (only in def) Orderlies			
2	O	CG H Coy A, B, C, D Coy Comds Sp Arms Comds OC 2, 3, 4, 5 pls CO (if possible)	OC pls Sup Arms Comd 2 i/c or CSM (if possible)	Sec Comds	OC H Coy NOT in O Gp if he is Battle 2 i/c
3	R	Battle 2 i/c Rifle Coys BHQ HQ Coy less dets placed in sq or under comd and less B ech Sp Arms F ech Tpt	Coy 2 i/c (or in his absence CSM) Coy less R and O Gps Sp arms	Pl sjt Pl less R and O Gps	
4	T	Tpt and tps NOT required with F Gp			will incl "B" ech
5	B ech	TC 6 pl less details Coy Cooks			

(ii) The object of battle procedure is to ensure that comd is exercised and deployment is effected in the shortest practicable time and with the minimum of orders.

This will be achieved by:-

- (a) ANTICIPATION... thinking ahead, appreciating in adv and preparing in adv.
- (b) WARNING ORDERS.. to give early and up to date info to subordinate comds thus saving time.
- (c) OUTLINE PLAN.... to initiate the proposed course of action pending completion of final plan.
- (d) MORE ANTICIPATION.. and preparation following the making and issuing of an outline plan.
- (e) SIULTANEOUS ACTION .. by the various ROFT gps.

(iii)

BN DE LOUVELT FOR THE ATTACK

SEQUENCE OF EVENTS SHOWING COURSE OF SIMULTANEOUS ACTION

SERIAL	GROUP				EVENT	REMARKS
	R	O	F	T		
1	Bn				Bn Comd having issued warning order giving infm intention and time and appointing RV for O F and T ops has completed his recce and is making his appreciation preparatory to issuing orders	
		Bn			Coy Comds having issued warning orders move to RV and are put in picture by IO. Then quick recce prior to receiving orders if time permits	
			Bn	Bn	Move to RV and prepare for battle	
2	Bn	Bn			Bn Comd issues orders to C Gp	Probably outline plan only with time appointed for final orders conference
		Coy			P1 Comds having issued warning order move to Coy RV	
			Bn		Bn moving to assembly area where met by Coy guides	
				Bn	B ech being established	
3	Bn				Bn Comd making further recce, completing fire plan Sp arms Comd issuing orders. Adj't puts battle 2 i/c in picture	
		Coy			Coy Comd making recce and appreciation	
			Coy		P1 Comds being put in the picture by Coy Int Sec Rep, make brief preliminary recce if time permits	
			P1		Sec comds moving to RV to meet P1 comd	
				Coy	Being led to FOP by guides	
				Coy	F ech rpt not required reports to TC	

SERIAL	R	O	F	U	EVENT	REMARKS
4	Coy	Coy			Coy Comd issues orders Continue to move to FUP	
5	Pl				Pl comd makes recce and appreciation	
	Coy				Coy Comd puts Coy 2 i/c in picture or if required returns to RV for final orders conference	
		Pl			Sec comds make recce if time permits	
6	Coy	Coy			Coy Comds final orders arising out of Bn Comds final orders conference	
7	Pl	Pl			Pl Comd issues orders	
			Pl		Arriving at FUP	
8	Sec				Sec comd makes quick recce and appreciation, returns to sec and issues orders	Each man should view ground and objectives
	Pl				Pl Comd issues orders to Pl Sgt	
9			Bn		Moves to SL	H Pr

(iv)

DEPT. Y. INT. OF THE ...  
AS UNITS OF BATT. ...

cial R C F T

EVENT

REFERENCE

Bn Bn Cond's warning order; appoints C, F and T Sp RV's: proceeds on recee.  
Coy Warning order to 2 i/c, CSM and pl conds: appoints RV for C, F and T Cops  
Bn Bn under Battle 2 i/c at Bn RV

all round def

Bn Bn OC enter quick recee and appreciation issued outline plan allots Coy localities appts time for co-ordinating conferences.  
Coy Pl conds issue warning order and now moving to RV  
Bn Bn Moving to Coy ass areas under Coy 2 i/c's.

Bn OC proceeds on further recee; more detailed working out of fire plan with sp arms conds.  
Coy OC makes quick recee and appreciation.

Coy Coy Coy Pl cond is put in the picture by Coy Int Sec  
Now in Coy ass area.

Bn OC completes recee; final plan; ties up fire plan

Final plan may be very different to outline plan.

Coy Recce completed OC issues outline plan: allots pl localities, appoints co-ordinating conference, leaves on further recee.

Coy Pl conds now move with sec conds to general area of locality at same time outlining the intention.

Coy Coy Pls are moved under pl 3rd to general area of locality.

Sec 2 i/c's detail personnel for out-post post during occupation.



Serial R C F T  
5 Bn

C's co-ordinating conference. Issue of final orders, fire plan, CDF etc. All Arms Comds now move off to get their guns in and prepare to carry out tasks. Coy Comds move off on further recce.

C's final plan may be very different to outline plan and Coy localities may be changed entirely.

Coy

P1 Comd make quick recce and appreciation having previously put pl down in all round def within general def area and ordered out standing patrol

P1

Sec comd detail standing patrol post outposts places sec on ground in all round def, details IMG, CDF and RD take and posns, posts sec sentry and make quick recce and appreciation.

P1

Now disposed according to sec comd's orders. Commence digging and preparation of posns even though temporary. P1 sit supervises general sec dispositions, also appreciates ground puts pl in and details 2" mortar task.

6 Bn

CC makes further recce, considers patrols alternate posns counter attack role for each Coy, additional DF tasks etc.

Coy

completes final recce and plan

This may or may not alter outline plan: will lay down priority of work.

Coy

P1 Comd's recce complete: has appreciated vital and essential ground: gives outline plan to sec comd and pl sit for locality or area def. Appoints RV for final orders, moves on further recce.

P1

7 P1

Continuous development of temporary area.

P1

Sec to RV for Coy Comd's final orders having received orders details sec to move under sec 2 i/c; further recce and appreciation follows.

The whole Coy plan may be substantially altered.

Sec

moves under 2 i/c to general def area detailed by sec comd; outposts posted; sec in all round def. Preparation of def posns commences.

Serial R F T

11

Final plan: meets sec c mds and issues final orders:  
proceeds on further recce.

Sec

continuous development of area

9

Sec

Final recce and plan after considering approaches,  
fire tasks etc.

This may substantially  
alter the outline plan  
and the posn sec F F  
is at present developing.

Sec

further development of area under 2 i/c

Sec

places sec in final posn details fire tasks IAG  
S.G RB priority of work sites individual posns.

Sec

commences preparation of final posn weapon pits  
fields of fire Dooby Traps Range Cards crawl  
trenches alternate posns routes within sec and  
to pl H.

11

Pl

final details to sec comde tying up fire plan  
details patrols reserves alternate posns counter attack role  
movement by night password Interconn, CDV, and anti-malarial.

Sec

continuous improvement.



(c)(contd) carry out picquet role on the order of Bn  
comd thus leaving the Bn adv gd entire.

(iii) A likely order of march in the approach is as follows:-

Adv Gd - A Coy with u/c 1 det mor  
1 sec Vickers

in sp Recce party lngws  
Recce party 5 Pl  
FOC and party

1 Pl B Coy  
R Gp  
B Coy less 1 Pl  
C Gp  
C Coy  
D Coy  
HQ Coy less details  
near Bn  
MAP  
A coh tpt (moving by bounds  
throughout coln)

#### (IV) FORMATIONS

(i) In open and semi open country -

- (a) Vanguard will deploy on as wide a front as possible with two secs up and one in res.
- (b) Reinguard will move with two pls level and on each side of axis of adv. in as close a formation as an activity will permit e.g. secs in single file - purpose of this is for speed of movement and manoeuvre.
- (c) Leading pl of main body - as for vanguard.
- (d) Then moving on axis of a rd the main body less leading pl should move in as close a formation as an activity will permit e.g. if possible in coln of route no spacing but Coys and pls with two secs on one side and one sec on other side of rd. Under NO circumstances will personnel march on the rd as this must be kept free for passage of tpt.
- (e) Tpt will move in bounds up and down the length of the coln, and interval to next marching tps but so that the tail of the tpt does not interfere with head of following marching tps. Tpt will be i/c of FO or other offr appointed and at halts will deploy off rd with a minimum distance of at least 50y between vehs and under cover. In the case of tpt moving with adv gd an MP will at all times accompany adv gd to ensure that on contact vehs when called up for offloading weapons and amm do not come under an observation.

(ii) In close and jungle country

- (a) Adv gd will move much closer to main body e.g. fear of ambush.

(ii) (contd)

(b) Formations will of necessity be much more restricted and in case of hilly jungle track Bn will be in single file


(c) If track is passable the same provisions as to the clearing the track for the apply.

(iii) On the march IO will move in rear of column; stragglers post under RPs will be established and move in rear of IO. No personnel will fall behind unless he has certificate of IO to that effect. In no circumstances will stragglers be carried in unit PT.

(iv) At halts: outposts will be immediately posted: at one minute before ST all personnel will be on their feet in their full equipment. Halts will normally be at ten minutes to the clock hour, but by reason of climate or fatigue may frequently be for ten minutes at twenty past and ten to the hour.

(v) At rest: Bn will enter into a general area def posn with coy locality def: normally allocation of areas will be:

- (1) leading coy - fwd locality
- (2) second coy - left locality
- (3) third coy - right locality
- (4) fourth coy - rear locality
- (5) HQ coy less details, Comd- centre  
Post and Rear  
BHQ with RAP.



As each coy enters its locality the drill as laid down in these orders for occpn of def posn will be followed.

4. LOP

In each successive operation certain personnel will always be left out of battle to form the nucleus of and for trg if necessary a completely new Bn. They will as a rule comprise 7 Offrs and 83 ORs as follows:-

OFFERS

MAJ (2 i/c or OC H. Coy)  
Capt or Lt if suitable as Adjt  
Capt or Lt suitable as QM  
2 MAJ or Capt suitable to Comd Coy  
2 Lts

7

ORs

2 Ws  
3 Sjts  
  
1 Orderly Room Sjt (Records)  
9 Op's  
32 Riflemen  
3 1st Pl  
3 2nd Pl  
4 3rd Pl  
2 4th Pl  
2 Cocks  
1 Storeman  
1 Clerk

63

Normally LOP personnel will NOT be available as rfts during the operation but will be retained as rear echelon at base carrying records including mail personnel packs etc.

5 CALL FOR DANGEROUS FIRE

- (i) In advance the call for DANGEROUS fire will be detailed in the orders to ether with identity of personnel authorized to give the signal.
- (ii) Upon the signal being given the following will be the volume of fire brought down by the various Bn and sup arms on the particular front calling for the fire but only by those arms which have a detailed fire task or can fire on that same front:
- (1) Arty - as indicated in the Bn fire plan orders by way of DF tasks.
  - (2) MMG's - two belts per gun: rate rapid.
  - (3) Mortar 3" : 12 bombs per gun per minute for two minutes.
  - (4) MMG: 1 mag per minute for 2 minutes per gun which can fire on particular front.
  - (5) Mortar 2", 82MM and rifle : two minutes fire by those weapons which can fire on the particular front.

Any further fire required will be brought down again only if the CDF is repeated.

6

Each sub unit will at all times have an ~~✓~~ sentry who shall also be as sentry.

Hostile aircraft flying at 500' or under will be engaged with all small arms.

7

INTELLIGENCE SECTION procedure

- i The acquiring and passing of information is the duty of each member of the Bn and not the sole province of the Bn Int Sec.
- ii There will be at all times with each Coy one representative from Bn Int Sec and further, each Coy will appoint 1 OR who will be especially trained in Intelligence work and will be known as Coy Observer.
- iii The Coy Observer is available to the Coy OC for the normal Int work in the field and as far as possible the Bn Int Sec Rep will be left free for his work in respect to Int work and drill as laid down by the Bn Int Officer.
- iv The Coy observer is in the Coy R Gp and knowing the general situation and plan he will put pl comds in the picture while OC and Int Sec rep are making recce prior to issue of orders.
- v Immediately upon the Coy entering into a bivouac area or a defensive position a rough sketch showing the platoon dispositions, outposts, standing patrols will be forwarded to the Bn Int Sec and this will be followed as soon as possible by a more detailed sketch to be checked by OC Coy, showing particularly the fire plan and tasks of supporting arms, the locations of the flanks of the flanking Coys and the mutually supporting fire tasks. As dispositions are altered, so will further sketches be submitted from time to time until there is, in possession by the Int Sec a detailed plan showing the whole Coy dispositions.
- vi In respect of patrols, immediately upon return, the patrol Commander will report verbally to his Coy OC and Int Sec rep and whenever possible the Bn I or Int Sgt. Then the Coy Int Sec rep will submit to Int Sec a written report with appropriate sketches based on patrol commanders verbal report.
- vii In respect of describing ground all ranks will adopt the following procedure---  
Magnetic N will be taken as 12 o'clock and then the ground will be described. For example -- from my position running to 3 o'clock is a creek and waddy extending for 100 yds. When it takes a sharp turn to 10 o'clock and disappears behind a grassy open feature 200 ft above the creek. The same feature runs from 11 towards 9 o'clock--- at 8 o'clock there is 100 ft below me a dense clump of timber 100 yds square....

8

COMMS

- (i) The responsibility of Bn Sigs Offr who at all times, with his orderly, will move with R Gp. The following is the tactical grouping of Sigs Pl :





(c)	Int Sec	Int Sjt Int Cpl 1 OR
(d)	RP's	RP Sjt 5 OR's
(e)	BH, Sigs (Report centre)	Sigs Sjt OR's : Line party, cable, telephones, switchboard.
(f)	RAP	MO Padre 2 orderlies Sjt -MIC Cpl -MIC RAP Sjt SB Sjt 4 SB's Pay Sjt

(ii) Groups B C D E and F above will at all times have a Sec Comd appointed for purposes of passage of orders and to be i/c adm, sentries etc.

RP Sjt will act as BH, C.MS.

(iii) There will be at least one Officer at Comd Post at all times and during C's absence from Comd Post either the Adjt or I will be present.

(iv) Allotment of Weapons :

- |     |                      |               |
|-----|----------------------|---------------|
| (1) | OSMG to each of CO's | 3 orderlies   |
| (2) | Bren - LMG           | - Main BH, Gp |
| (3) | OSMG                 | - Int Sec.    |

## 10. REGIMENTAL POLICE

1. are under direct control of Asst Adjt.

2. GENERAL DUTIES:

- (i) Guides and traffic control: are responsible for placing Unit signs.
- (ii) Local protection Comd Post and BH.
- (iii) Stragglers.
- (iv) Disposal PW.

SPECIAL DUTIES:

- (i) One RP will move with adv gd Coy when that Coy has with it any A ech vehicles: his duty will be to ensure that these vehicles do not come within view of the enemy.
- (ii) When Bn is on move, a detachment of two RP's together with a member of RAP staff will move as stragglers post in rear of coln: they will only permit to drop out of the line those personnel who have C/T of RUC. All other stragglers will be controlled by the detachment and returned to the coln. If any stragglers are unable to keep up they will be handed over to 25 JUST INF BDE stragglers post.

11.

### B ECH

Will be under the direct control of ~~Pl~~ assisted by ~~FO~~; B ech will be responsible for its own local protection assisted when required by detachments as laid down by Bn.

For the purpose of getting of food amm and sup in ~~MF~~ will be used, if not practicable then by carrying parties as detailed by Bn.

Delivery will be made to echelon to be known as No. 1 echelon which will be established by and under the control of ~~Pl~~ immediately in rear of Bn. Coys will draw direct from No. 1 echelon under their own arrangements.

12.

### AMM

B ech will draw from Bde amm as detailed by RSM and this will be broken down into Coy lots as detailed by RSM at B ech and packed in sandbags by pl lots: in default of RSM's instrs SSM will be packed in 1 sandbag on the basis of three OSMG to one .303.

Amn will be delivered to No. 1 ech where Coys will draw direct under supervision of RSM: for the purpose of replenishment in the attack Coys will leave "LOB" two men per pl whose responsibility it will be under orders from CSM to draw at No. 1 ech and deliver to Pl ~~Pl~~.

It is the responsibility of CSM supervised by Coy 2 i/c to see that at all times the Coy first line is maintained.

13.

### MOTOR TRANSPORT

(1) Transport under ~~ME~~ is 3 jeeps and trailers; also in addition there will always be Bde jeep and trailer with 22 set. Normally there will be an allotment to Bn from Bde Tpt pool of an additional eight Jeeps and Trailers.

The following is the tactical loading of

- (i) ~~ME~~ 8 Jeeps and Trailers plus one J & T.
- (ii) 16 Jeeps and Trailers plus one J & T.

(1)

2/31 AUST INF BN

JEEP LOADING TABLE

W/E : 12 Jeeps 8 Trailers- 2 Water Trailers  
 Bde Sig : 1 Jeep 1 Trailer  
 Bde Tpt  
 Pool : 8 Jeeps 8 Trailers

-----  
 21 Jeeps 17 Trailers 2 Water Trailers  
 -----

Weights : 800 lbs per Jeep : 800 lbs Stores per trailer  
 4 personnel per trailer

Veh Ser- ial No.	Alloc- ation	Jeep			Trailer		Remarks		
		Personnel	Weight	Stores and amm	Weight	Total Weight		Stores and amm	Weight
1	CO	Driver	200	4 Boxes 9 mm 5 Boxes .303 bdr	232 350 <u>582</u>	782	8 Boxes 3" Mor HE 48 bombs	800	When off loaded will carry: Jeep: Driver Trailer: CO's Ord- erlies 2 Sigs 2 108 Con- trol set 22 set
2	1 Pl	Driver 1 OR	200 200	2 Accumulators Aldis Lamp Pannier Containing: 10 Line Mag. S/board 3 Telephone Sets "L" 1 Fullerphone 1 Multi Tester 60 BA 37 (Batteries dry) 60 BA 38 (Batteries dry) 6 Batteries dry 1.5/99V 1 Box (16) X Cells	120 23 56 36 14 12 30 60 30 12	793	25 Reels D3/Assault 2 Rolls Tape Insulating 4 Machetes 3 2 Gal Water Cans 1 Lantern 3 Shovels 3 Mattocks 8 Cable Layers 4 Flags Signalling 1 2 Gal Water Can 6 Lamps Electric	432 1 12 6 3 18 18 52 2 2 6	

Veh Ser- ial No.	Alloc- ation	Jeep			Trailer		Remarks
		Personnel	Weight	Stores and amm	Weight	Total Weight	
2 (Contd)							1 Tent 60 2 Telescope Stands 16 2 Lamps DSSR 30 2 Stands Lamp DSSR 24 1 Fullerphone 14 6 1.5/99 V Batteries 30 2 Wireless sets 108 MkIII complete stations 80 <u>806 lbs</u>
3	2 P1	Driver 1 OR	200 200	1 Spare condenser can 10 1 Spare parts box 14 1 Range-finder 28 1 Director & stand 10 13 Belt boxes 13 belts 286 2 Picks and shovels 14		762 lbs	2 Guns & Chests 100 2 Chests & Tripods and accessories 152 11 Belt boxes 11 belts 242 2 Boxes .303 inc. 172 2 Boxes 9 mm 116 <u>782 lbs</u>
4	2 P1	Driver 1 OR	200 200	1 Spare condenser can 10 1 Spare parts box 14 1 Range-finder 28 14 Belt Boxes 308		760 lbs	2 Guns & chests 100 2 Chests & tripods and accessories 152 2 Picks & shovels 14 10 Belt boxes 220 2 Boxes .303 tracer 172 2 Boxes 9 mm 116 <u>774 lbs</u>
5	3 P1	Driver 1 OR	200 200	3 Boxes 3" Mor HE 18 bombs 300 1 Box 3" Mor smok 6 bombs 86		786 lbs	4 Mor guns @ 125 lbs each 500 3 Boxes 3" Mor HE 18 bombs 300 <u>800 lbs</u>

Vch Ser- ial No.	Alloc- ation	Jeep			Trailer		Remarks		
		Personnel	Weight	Stores and amm	Weight	Total Weight		Stores and amm	Weight
6	3 P1 1 CR	Driver	200 200	3 Boxes 3" Mor HE 18 bombs 1 Box 3" Mor smok 6 bombs	300 86	786 lbs	4 Mortar guns @ 125 lbs each 3 Boxes 3" Mor HE 18 bombs	500 300 <u>800 lbs</u>	
7	4 P1 1 CR	Driver	200 200	3 Boxes 3" Mor HE 18 bombs 1 Box 3" Mor smok 6 bombs	300 86	786 lbs	Nil		Draws 1 2 pr Tk/A gun.
8	4 P1 1 CR	Driver	200 200	3 Boxes 3" Mor HE 18 bombs 1 Box 3" Mor smok 6 bombs	300 86	786 lbs	Nil		Draws 1 2 pr Tk/A gun
9	5 P1 1 CR	Driver	200 200	Explosives & Booby traps 1 Coil of Wire Blocks (4) Nails	130 80 40 150	800 lbs	1 Carpenters kit 15 Picks 15 Shovels 10 Axes Felling 1 Crosscut saw 4 Axes hand 3 Pinch bars 1 Crowbar 9 Wedges 3 Hammers sledge 3 Adzes Cordage 25 Fathoms 3" Cord 20 Fathoms 1 1/2" Cord 30 Fathoms 2 1/2" Cord 1 Maul Tapes marking Gloves wire Total weight	100 75 75 45 7 10 21 10 27 24 12 220 40 666 lbs	

Vch Scr- ial No.	Alloc- ation	Personnel	Weight	Stores and amm	Jeep Weight	Total Weight	Trailer Stores and amm	Trailer Weight	Remarks
10	6 Pl	Driver	200				Water Trailer	80 Gal Water	
11	6 Pl	Driver	200				Water Trailer	80 Gal Water	
12	RAP	Driver	200	8 Bonwood Boxes 3 Comfort boxes 2-4 Gall Water 1-4 Gall kerosene 1 Surgical haversack 1 Medical companion 1 Case W. Testing Poison Testing	300 120 90 45 7 12 5 7	786 lbs	12 Stretchers 20 Blankets splints & basin 1 Axe 1 Shovel 1 Pick 2 Cans 2 Tent flys RAP Box 2 Waterproof covers	360 80 25 5 5 5 5 40 160 24	
								709 lbs	
13	Bdc Sig Jeep	Driver	200	BHQ Stationery Typewriter Int Sec box Int Sec steel case Int sec map case " " Tape " " Shelter 2 Boxes .303 bdr 2 Boxes 2" Mor HE 36 bombs 1 Box 2" Mor smok 18 bombs	70 20 30 40 5 40 60 140 136 60	801 lbs	1 Pannier containing: 1 - 10 line S/board 2 Tele sets 8 Cases batteries 1 Pannier, 1 Super- poser 1 Fullerphone 1 Stationery Security Box 2 Lamps DSSR 2 Stands " " " 1 Roll cable D3	100 320 50 30 24 13	With trailer off Loaded will carry Jeep : Trailer: Driver Orderly Adj't Stores as Sigs Off. per pro Int Sjt/sent jeep load load amm
								537 lbs	

Veh Ser- ial No.	Alloc- ation	Jeep	Trailer	Remarks				
	Personnel	Weight	Stores and amm	Weight	Total Weight	Stores and amm	Weight	
14	Arm Driver	200	3 Boxes 9 mm 9 Boxes Gren 36 rifle 2 Boxes .303 carton 13 Boxes 1" Ill 78 rds sig	174 270 172 13	829 lbs	3 Boxes 3" Mor HE 18 bombs 2 Boxes 3" Mor smok 12 bombs 2 Boxes 2" Mor smok 36 bombs 3 Boxes 2" Mor HE 54 bombs	300 172 120 204	796 lbs
15	Arm Driver	200	9 Boxes Gren 36 rifle 4 Boxes 2" Mor HE 72 bombs 1 Box 2" Mor smok 18 bombs	270 372 60	802 lbs	3 Boxes 3" Mor HE 18 bombs 2 Boxes 3" Mor smok 12 bombs 4 Boxes 2" Mor HE 72 bombs	300 172 272	744 lbs
16	Arm Driver	200	4 Boxes .303 carton 2 Boxes 2" Mor HE 36 bombs 1 Box 2" Mor Ill 18 bombs 5 Boxes 1" Sig Red 30 rds 1 Box 2" Mor smok 18 bombs	344 136 50 5 60	795 lbs	4 Boxes 3" Mor HE 24 bombs 4 Boxes 3" Mor smok 24 bombs 1 Box 9 mm	400 344 58	802 lbs
17	Arm Driver	200	6 Boxes 9 mm 3 Boxes .303 carton	348 258	806 lbs	8 Boxes 3" Mor HE 48 bombs	800 lbs	

Veh Ser- ial No.	Alloc- ation	Jeep	Trailer	Remarks			
	Personnel	Weight	Stores and amm	Weight	Total Weight	Stores and amm	Weight
18	Ann Driver	200	3 Boxes 2" Mor HE 54 bombs 4 Boxes .303 carton 1 Box 2" Mor smok 18 bombs	204 344 60	808 lbs	8 Boxes 3" Mor HE 48 bombs	800
19	Ann Driver	200	6 Boxes 9 mm 2 Boxes .303 carton 1 Box 2" Mor HE 18 bombs 5 Boxes 1" Sig green 30 rds -	348 172 68 5	793 lbs	8 Boxes 3" Mor HE 48 bombs	800
20	QM Driver	200	20 Camp kettles oval @ 8 lb 1 Hydro Burner 1 x 4 Gal Range fuel	160 85 40	485 lbs	10 Camp kettles oval 24 Containers 3 gall @ 10 lb Cooks & Butchers kit	80 240 50 370 lbs
21	QM Driver	200	20 Camp kettles oval @ 8 lb 1 Box 2" Mor 1 Star Red (9) 1 Box 2" Mor 1 Star Green (9) 1 Hydro burner 1 x 4 Gal Range fuel	160 30 85 40	515 lbs	10 Camp kettles oval 24 Containers 3 gall @ 10 lb	80 240 320 lbs




- (ii) Each jeep and trailer will carry its distinguishing No. painted on the left hand bottom corner of windscreen.
- (iii) Transport is divided into A echelon and B echelon vehicles, but all are under the control of Bn TO, and any jeep and trailer having disposed of its load will be available for any other tpt service. Vehicles moving with marching tps will move in bounds up and down the coln, and will not advance ahead of the coln but may use the space between the end of coln and the head of the next body of tps, but so as not to interfere with them; on halts tpt will move off the rd or track, take advantage of any cover and leave a minimum distance between vehicles of 50 yds.
- (iv) During the hours of darkness, unless otherwise ordered lights will NOT be used. Vehicles will have the chassis painted with a white band.
- (v) All trailers will have a white band painted across the rear.
- (vi) Speed VTM and halts will be laid down in respect of each move unless otherwise ordered:
  - (i) Speed will NOT exceed 25 mph
  - (ii) Density will NOT exceed 8 VTM by day and will not be less than 100 VTM by night.
  - (iii) Halts will be for 2 minutes after each even clock hour.


BH and COY SIGNS

1. The following are BH and Coy signs:


BHQ




A



B



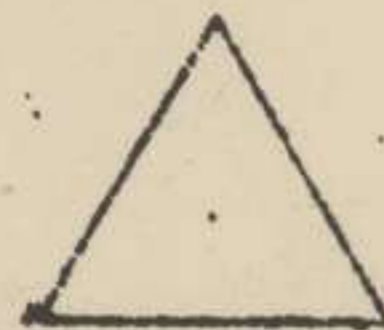
HQ



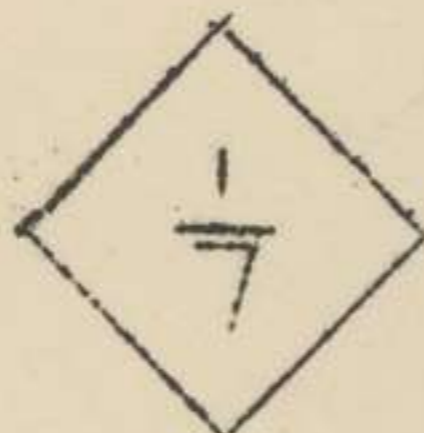
C



D



11. At all times BH, and Coys will have in possession of C.Ms or equivalent three metal or tin discs for each person on posted strength. The discs will be in the shape of the Coy etc sign and will have the no. of the person's pl and sec e.g.



1 sec 7 Pl A Coy

These discs will be issued as required and fixed to each individual sandbag and tent roll for the purpose of identification.

## FIRST LINE AMMUNITION STAFF TABLE

Serial No.	Type	Weap- -ons	Entit- -ment as per LHQ SM 7544 & SM8874	On man or with Gun	Res	No. of box es Res	No. per box	Lbs wei- ght per Box	No. of box es per veh.	Veh Serial No. as Per Bn jeep load- ing table	Total No. of rounds or bombs on vehs	Total No. of rounds or bombs on man with gun & on veh	Total No. of rounds or bombs to be load- ed as stores out of vehs.	No. of box -es as per (N)	Wei- ght of box -es as per (O)	Remarks
(a)	(b)	(c)	(d)	(e)	(f)	(g)	(h)	(i)	(j)	(k)	(l)	(m)	(n)	(o)	(p)	
1	.380 Rev	96	1728	1728								1728				18 rounds per Rev
2	.303 Bdr	561	63300	56100	7200	7	1000	70	5	1	7000	63100				100 rounds per Rfn
3	.303 Ctn	41	28700	10250	18450	15	1248	86	2	14	18720	28970				250 rounds per LHG
									4	16						
									3	17						
									4	18						
									2	19						
4	.303 Inc		2035		2035	2	1248	86	2	3	2496	2496				
5	.303 Tracer		2035		2035	2	1248	86	2	4	2596	2596				
6	.303 Belt	4	12000		12000	48	250	22	24	3	12000	12000				12 Belts per gun total 48 belts
									24	4						

(a)	(b)	(c)	(d)	(e)	(f)	(g)	(h)	(i)	(j)	(k)	(l)	(m)	(n)	(o)	(p)	Remarks
7.	9mm SMG	121	101640	30250	71390	36	2000	58	4 2 2 2 1 6 6	1 3 4 14 16 17 19	48000	78250	24000	12	896	250 rounds per SMG
8.	Gren 36 Hand		1704	1704			12	27				1704				2 per all ranks
9.	Gren 36 Rifle		432	216	216	18	12	30	9 9	14 15	216	432				6 Gren carried per rifle bomber
10.	Gren 63 Smok		72	72			15	30				72				
11.	Gren 77 WP		216	216								216				
12.	1" Sig Ill	12	90	15	75	13	6	1	13	14	78	93				3 rounds carried per 5 vereys
13.	1" Sig Red		45	15	30	5	6	1	5	16	30	45				3 rounds carried per 5 vereys
14.	1" Sig Green		45	15	30	5	6	1	5	19	30	45				3 rounds carried per 5 vereys
15.	2" Mor HE	12	540	108	432	24	18	68	2 3 8 2 3 1	13 14 15 16 18 19	342	450	90	5	340	9 HE <sup>3</sup> Smok per 2" Mor

(a)	(b)	(c)	(d)	(e)	(f)	(g)	(h)	(i)	(j)	(k)	(l)	(m)	(n)	(o)	(p)	Remarks
16.	2" Mor Smok		144	36	108	6	18	60	1 2 1 1 1	13 14 15 16 18	108	144				
17.	2" Mor Ill		18		18	1	18	50	1	16	18	18				
18.	2" One Star Red		9		9	1	) 18	30	1	21	18	18				
19.	2" One Star Green		9		9	)										
20.	3" Mor HE	8	422		422	71	6	100	8 6 6 3 3 3 3 4 8 8 8	1 5 6 7 8 14 15 16 17 18 19	360	360	62	11	1100	Loading will be altered if bombs are carried on men in the Pl
21.	3" Mor Smok		106		106	18	6	86	1 1 1 1 2 2 4	5 6 7 8 14 15 16	72	72	34	6	276	See Serial No. 20
22.	2 Pr TK/A AP	4	202	64	138	9	16	110				64	138	9	990	16 rounds AP HE per gun <sup>16</sup> rounds
	2 Pr TK/A HE		134	64	70	5	16	145				64	70	5	725	See Serial 22

(a)	(b)	(c)	(d)	(e)	(f)	(g)	(h)	(i)	(j)	(k)	(l)	(m)	(n)	(o)	(p)	Remarks
24.	Bombs PITA HE	15	180	180			6	48				180				12 Bombs per PITA
25.	Ctges PITA		205	205								205				
26.	Clips Loading PITA		205	205								205				

3  
4