

**AWM373**

**Korean War Unit Diaries - British Infantry  
Brigades and Commonwealth Division  
Headquarters**

War Office: British Commonwealth Division of  
United Nations Force War Diaries, Korean War

**Diary number:** WO281/61

**Title:** Commonwealth Division Headquarters,  
G Branch, March 1952



AWM373-WO281/61



R.T. Kilgus  
19.1.95

W0281/61

4.9.95

EXTD CLOSURE  
25 YRS

W  
624

INSPECTION  
PERMITTED  
UNDER  
s 5(4)

CLOSED  
UNTIL  
2028

SAFE  
2772  
ROOM



These papers were extracted from

No 281/60

By MOD



SECRET  
SECRET

1 COMWEL DIV INTREP NO 224

Main 1 CCMWEL Div 1017/G(Int)

6 Mar 52

Period Covered: 051800I to 061800I  
Ref Maps: KOREA 1:50,000 AMSL Series

1 Enemy Situation

Enemy activity continues to be slight. During the night two minor patrol encounters occurred. Barring a few rounds of arty and mor fire enemy activity during the daylight hrs was restd to slight mov in known def posns and some digging activity. Air photos and air obsn indicate that tunnelling work is being undertaken throughout the enemy FDL. (See Intrep No 223 dated 5 Mar 52). An int source indicated the possibility of enemy AFVs in the vicinity of Hill 308, CT 1221. Scouting by MOSQUITO ac failed to confirm this report. Enemy activity across the remainder of the Army front was again restd to patrol contacts.

2 Enemy Ops During Period

(a) 25 CDN Inf Bde

NO contact.

(b) 28 BRITCOM Inf Bde

A RCR patrol (under comd) observed an enemy patrol SOUTH of Hill 163 at CT 086104. NO contact was made.

(c) 29 BRIT Inf Bde

A WELCH patrol was fired on at CT 099118 by an unknown no of enemy employing a lt volume of SA and AW fire. After a brief fire fight the WELCH patrol withdrew and placed arty.

(d) 1 ROK Div

NO contact reported.

(e) 3 Inf Div

50 enemy were observed in a trench at CT 178301. Arty was placed with an estimated 25 enemy cas. One patrol contact was made during the night vicinity CT 183215.

(f) 45 Inf Div

One enemy patrol ran into a UN ambush but escaped without any cas.

(g) 9 ROK Div

NO contact reported.

SECRET



(h) IX Corps

On the 2 Inf Div front two patrols were fired on for brief periods. On the 2 ROK Div and 40 Inf Div fronts one patrol each was fired on by enemy in bunkers. In the 3 ROK Div sector one brief patrol contact was reported, and one patrol engaged 9 enemy at DT 1041, killing them all. The patrol continued and met an enemy pl sized patrol who withdrew after a brief engagement. Two enemy pls then counterattacked in DT 1041 but were forced to withdraw. A little while later another enemy pl counterattacked at which stage the UN patrol disengaged. Result of action - total 15 killed and a further estimated 15 killed and 30 wounded. On three different occasions enemy in bunkers fired on UN FDLs but ceased on arty being placed.

(j) X Corps

Two outposts of 25 Inf Div were engaged for brief periods after which the enemy withdrew.

(k) 1 ROK Corps

NO contact reported.

3

Other Int Factors(a) Enemy Sightings

Source	Time	MR	Action
-----	----	---	-----
HQ RA	1830	CT 117153	6 enemy - arty engaged.
		CT 077123	6 enemy - arty engaged.
	1030	CT 127167	Mor posn - arty engaged.
	1120	CT 109155	5 enemy in open - arty engaged.
		CT 145209	Suspected sup P - arty engaged.
	1610	CT 137181	Active mors - arty engaged.
5 DG	1130	CT 074119	5 enemy - tk engaged.
	1222	CT 064112	5 enemy in trench - tk engaged.
	1405	CT 113114	5 enemy in trench - tk engaged.
	1510	CT 119118	5 enemy in open - tk engaged.
28 Bde	1235	CT 159190	Small no of enemy - MMG engaged. (1 KIA)
AOP	1815	CT 071208	Gun posn.
	1830	CT 052118	Large sup dump and large pits - arty engaged.
	1010	CT 099179	Cam area.
	to	CT 105180	Cam pit - possible lt gun posn.
	1330	CT 048206	5 occupied AA gun pits.
		CT 055195	15 enemy in village and gps of large pits, possible sup area.
		CT 066141	10 enemy digging.
	1225	CT 059146	5 enemy in village.
	to	CT 058170	10 enemy moving NORTH.
	1415		
	1445	CT 104192	Gun posn - arty engaged.
	to	CT 065178	20 enemy digging.
	1735	CT 068179	20 enemy doubling into area of village from EAST - arty engaged.
		CT 071173	5 enemy in village.



(b) Enemy Arty and Mors

The following is the enemy arty and mor fire received during the period, based on SHELREPS and MORTREPS:

MR	No of Rounds	Type
---	-----	----
CT 1415	1	75mm arty
CT 1417	7	76mm arty
CT 1518	2	75mm arty
CT 1316	2	Unknown arty
CT 1418	1	Unknown arty
CT 1314	4	60mm mor
CT 1316	(3	60mm mor
	(2	82mm mor
	(5	Unknown mor

(c) Enemy Cas

Date	No of Cas	Place	Unit Inflicting	Remarks
----	-----	-----	-----	-----
6 Mar	1 PW	CT 163184	Deserter	to 3 RAR
6 Mar	1 killed	CT 159189	3 RAR	MMG
Unknown	4 killed	CT 089102	RA ?	Reported by R LEICESTERS

(d) Enemy OB

A PW (deserter) taken this morning by 3 RAR gave as his unit identification, 9 Coy, 3 Bn, 568 Regt, 190 Div. His pl was deployed in the area CT 159189 - CT 160191 - CT 157191. The remainder of his coy was situated CT 144195 - CT 145201. 7 Coy, 3 Bn was deployed between CT 135196 and CT 143199. He did NOT give the loc of any other units but thought that 1 Bn, 568 Regt was to the immediate RIGHT of his own unit. He did NOT know of any planned CCF offensive action but rather, on the contrary, thought that the CCF considered the UN forces more likely to attack. He had been told that if his sub-unit were driven off Pt 227, CT 1518, an immediate arty bombardment would be placed followed by a CCF counterattack in at least one coy str.

Comment: The PW appeared intelligent and willing. The dispositions he has given have been checked and are accepted as reliable. It is apparent that the bdy between 190 and 192 Divs is further NORTH than formerly thought, running now CT 158195 - CT 148206 - CT 134218, and that this change has occurred since 7 - 9 Feb 52 when 3 Bn, 575 Regt, 192 Div was identified in the Hill 149, CT 1419 area. The extension of the 190 Div bdy confirms the probability of three CCF bns deployed in line from CT 1215 to CT 1419 but the PW's identification fails to confirm the hypothesis given in 1 COMWEL Div Intrep No 222 dated 4 Mar 52, para 3 (d) (ii) of 569 Regt having one bn fwd at least as far as the CT 1218, CT 1319 area is concerned.



SECRET

- 4 -

It appears, therefore, that the ridge CT 1419 - CT 1215 is held by 3 Bn, 568 Regt on the LEFT, with 1 Bn, 568 Regt in the CENTRE, and an unidentified bn RIGHT in the Pt 166 area.

(e) Enemy PW Interrogation

AppX A att contains a translation of a form used by the CCF in interrogating UN PW. The form is self-explanatory and gives an insight into the info that may be sought by the CCF, and their means of gaining it, from UN prisoners. The doc was captured at CT 8448 in Dec 51 by IX Corps.

(f) 3 Inf Div - TLO Reports

Trace P att contains a diagrammatic summary of enemy tp mov and dispositions obtained by TLOs from 3 Inf Div between 28 Feb and 2 Mar 52. The info is assessed as C-3. There is NO readily apparent significance that can be att to the sightings. Although they may indicate a change round in the units of 192 Div, the short time 192 Div has been committed in line makes this improbable.

(g) Weather

7 Mar - Few clouds with moderate visibilities.

8 Mar - Little change from 7 Mar.

9 Mar - Increasing multi-layer cloud over all KOREA. Poor visibilities in the morning. Intermittent snow in the NORTH and rain in southern KOREA.

10 Mar - Clearing and colder.

4 Counter-Int


Negative.

5 Enemy Capabilities

NO change from INTREP No 221 dated 3 Mar 52.

Distr

-----  
List E

  
L Col  
GSO 1  
1 COMWEL Div

SECRET



SECRET  
-----

APPX A to  
INTREP No 224  
dated 6 Mar 52  
-----

ENEMY INTERROGATION OF UN PW

Full translation

Many prisoners of war have been captured by various units during combat. Due to lack of English speaking personnel in the field, we were unable to interrogate the PW in time to obtain information in regard to the enemy's front line. For this reason we have frequently lost many opportunities to annihilate the enemy and to obtain success in battles. To alleviate this problem, we have prepared the following forms for interrogation of PW.

Gen instrs (for use of these forms) are as follows:

- 1 Give the interrogation form to the PW immediately, upon capture and require them to fill in the blanks. This furnishes us with an understanding of the general situation of the enemy's front.
- 2 In case of emergency, have the PW first fill in the items which are imperative for immediate analysis.
- 3 Separate the PW when filling in the forms and thereby prevent them from submitting false information.
- 4 If there are too many PW to process, the interrogator may select a few to fill in the forms. Also he should ask the PW: "Who is your highest ranking officer? Show me with your hand".
- 5 To prevent unnecessary delay, the interrogators should always have sufficient pencils on hand for the PW to fill in the forms.

(TW The following is an exact reproduction of the original English).

- 1 Which unit do you belong to? Fill in the following blanks with Arabic.

US \_\_\_\_\_ DIV \_\_\_\_\_ REGT \_\_\_\_\_ BN \_\_\_\_\_ CO \_\_\_\_\_ PLAT \_\_\_\_\_ SQD \_\_\_\_\_

GB \_\_\_\_\_ DIV \_\_\_\_\_ REGT \_\_\_\_\_ BN \_\_\_\_\_ CO \_\_\_\_\_ PLAT \_\_\_\_\_ SQD \_\_\_\_\_

- 2 Draw out a line under one of the following posts that you take.

Executive Officer    Staff    Political Officer    Quartermaster  
Surgeon    Radioman    Driver    Messenger    Cannoneer  
Observer    Soldier    Detector    Cipher Officer    Agent  
Military Adviser    Anti-tank Soldier    Technical Officer  
Tank Driver    Adjutant

SECRET  
-----

.... / 2



SECRET

-----  
- 2 -

3 What kind of troops you belong to? Answer by means of drawing line as stated above.

Infantry Cavalry Battery Engineer Commissariat soldier  
Chemical Corps Military Police Technical Soldier

4 What is your rank? Answer by means of drawing line as stated above.

Maj Gen Brig Gen Col Lt Col Maj Capt 1st Lt  
2nd Lt Warrant Officer Sgt Maj Sgt Cpl Pfc  
Pvt


5 How many persons in your Regt, Bn, Co, Plat, and Sqd? Fill in the following blanks with Arabic.


Regt \_\_\_\_\_ Persons Bn \_\_\_\_\_ Persons  
Co \_\_\_\_\_ Persons Plat \_\_\_\_\_ Persons Sqd \_\_\_\_\_ Persons

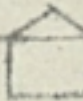
6 Draw out a detailed picture of your position, in which you mark out:


- (a) Location of your commanding post.
- (b) Location of your machine gun.
- (c) Location of your cannon.
- (d) Persons in each little position.
- (e) Distances between the positions.
- (f) Entanglements on the exterior of your position.


When mapping,


The mark  is the representation of a commanding post.


The mark  is the representation of a light machine gun.


The mark  is the representation of a heavy machine gun.


The mark  is the representation of a mortar.


The mark  is the representation of a howitzer.

The mark  is the representation of a soldier.

The mark  is the representation of a wire entanglement.

The mark  is the representation of a land mine.

The mark  is the representation of wood entanglement.

The mark  is the representation of a tank.

SECRET

...../3







SECRET

-----

- 4 -

14 How far from your rear guard troops to your position, fill in the following blank.

Distance \_\_\_\_\_ Meter.

15 Draw out a simple picture of your rear guard defensive position according to the regulations given in the 6th question.

(Extracted from IX Corps PIR No 516 dated 24 Feb 52)

SECRET

-----



# 3 DIV TLO SIGHTINGS

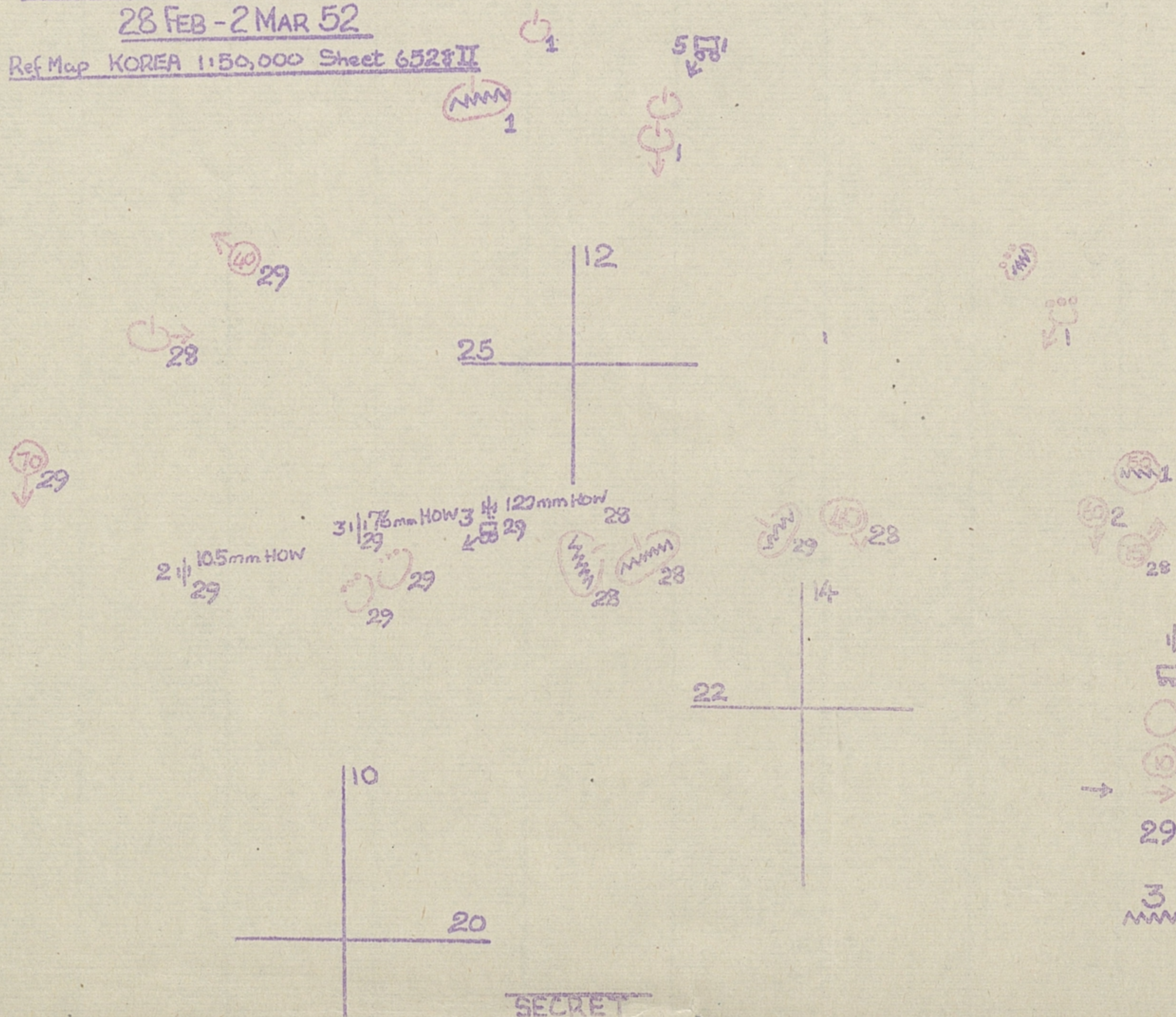
28 FEB - 2 MAR 52

Ref Map KOREA 1:50,000 Sheet 6528 II

TRACE P to  
INTREP No 224

dated 6 MAR 52

SECRET



### LEGEND

- || ARTY PIECE WITH DESCRIPTION
- ▭ VEHS
- ENEMY PERS
- ⑩ IO ENEMY
- DIRECTION OF MOV
- 29 FIGS to RIGHT of symbol indicate date of obs (FEB or MAR)
- 3 FIGS to LEFT indicate QUANTITY
- MMM TRENCHES

SECRET