

Series: AWM95
Australian Army commanders' diaries
[Vietnam]

Army Aviation units

Item number: 8/1/6

Item: 161 Reconnaissance Flight

Narrative

Annexes

[1-31 Mar 1966]

PART 3

**COMMANDERS DIARIES
INSTRUCTIONS**

AIM

1. The aim of a Commanders Diary is to provide data on which to base future improvements in Army training, equipment, organization and administration, and to furnish historians with a record of the activities of units and formations in operational and non-operational periods in peace and in war.

GENERAL

2. Entries are to be made daily on AF C 2118 (Adapted) each entry being initialled by the officer detailed to keep it.
3. Commanders Diaries will conform with the rules for drafting orders given in "Staff Duties (Australia)" Chapter 2, Section 12.

RESPONSIBILITY

During Non-operational Periods

4. A Commanders Diary is to be compiled by commanders of all formations.

During Operational Periods (1)

5. A Commanders Diary is to be compiled in duplicate by:
 - a. Commanders of all formations.
 - b. Each branch of the staff at formation headquarters commanded by a brigadier or above.
 - c. Heads of services not below the rank of lieutenant colonel.
 - d. Personal staffs and officers holding special appointments.
 - e. Unit commanders.
 - f. Commanders of a detachment of a unit when so ordered.

COMPILATION

6. Both original and duplicate copies are to consist of:
 - a. Cover (AF C 2119) (Adapted).
 - b. Index as printed on cover.
 - c. Narrative (AF C 2118) (Adapted).
 - d. Annexes as shown in the Index.
7. All details of the unit or formation (if a detachment is concerned, the name of the parent unit), period covered and enclosure numbers of the annexes are to be shown on the cover. If there has been a change of command since the last report, the date of assumption by the new commanding officer is to be included.
8. The annexes are to be assembled in the groups shown on the cover. If there are no enclosures for an annex NIL will be entered on the cover. If additional annexes are convenient for a particular headquarters, the relevant papers should be grouped as annexes starting at B.
9. Documents concerned with future planning for operations form Annex "Z", "TOP SECRET Supplementary Diary" of the formation originating the document. It is to be prepared and disposed of as shown in Paragraph 16.

CONTENTS

10. The diary is to contain:
 - a. Changes in command, (giving place names as well as map references), establishment, equipment and organization.
 - b. Information received, decisions made and orders given.
 - c. Where applicable, a short summary of the day's fighting, including company movements.
 - d. Opinions and recommendations of the commander with regard to equipment, tactics, organization and morale.
 - e. Progress of defensive works.
 - f. Weapon state.
 - g. Weather and ground conditions, if of potential importance.
 - h. Major causes and number of casualties to officers, men and equipment.
 - i. A note of all prisoners and enemy equipment captured.
 - j. A statement showing how the unit was employed in the time not accounted for. The type of training, etc, should be specified.
11. In order to ensure accuracy and completeness and to save work as much information as possible is to be included in annexes consisting of copies of documents issued and received, routine returns, etc. All annexes are to be referred to in the column provided and the time of receipt or despatch is to be given.
12. The narrative is to supplement and connect the annexes, but need not give a precis of any of them.

(continued on back cover)

DISPOSAL

13. **Original Commander's Diary.** This is to be forwarded monthly, unless otherwise ordered, by the seventh day of the succeeding month direct to AHQ.

14. **Duplicate Commander's Diary.** This must be clearly marked as a duplicate. It is to be sent separately from the original to AHQ one month after the original has been despatched but not before the former has been acknowledged.

15. When overseas, both copies of diaries are to be sent through the Army Records organization in the overseas theatre but at different times.

16. **TOP SECRET Supplementary Diaries.**

a. The documents referred to in Paragraph 9 together with a list of them made out on AF C 2118 (Adapted) must be placed in separate cover (AF C 2119) (Adapted). All details must be filled in and the cover clearly marked in red: "ANNEX Z — OFFICER ONLY". It may be convenient to group the papers by appendices.

b. Supplementary diaries must be forwarded under the normal rules for TOP SECRET correspondence, to AHQ. The inner envelope must be plainly marked:

TOP SECRET
ANNEX Z to

Commanders Diary of.....(Formation or Unit)

From.....to..... (Dates)

c. The duplicate supplementary diaries must be despatched as shown in Paragraph 14 as soon as receipt of the original has been acknowledged.

AWM 95

[8/1/mar 66]

SECRET

WAR DIARY or INTELLIGENCE SUMMARY

Army Form C.2118
(Adapted)

(Erase heading not required)

D.4661/7.45-C.6546

Unit 161 Recce Flight

Date and Time.— From 1 Mar 66

To 12 Mar 66

Place	Date	Hour	Summary of Events and Information	Remarks and References to Appendices, Diaries, &c.
BIEN HOA	1 Mar 66		FW tasks in sp 105 Bty.	
	2 Mar 66		FW and RW tasks in sp 173 Bde.	
	3 Mar 66		FW and RW tasks in sp 173 Bde.	
	4 Mar 66		RW tasks in sp 173 Bde.	
	5 Mar 66		FW and RW tasks in sp 173 Bde.	
	6 Mar 66	1000	342753 Cpl I M MacDonald marched out of Flt. FW and RW tasks in sp 173 Bde.	
	7 Mar 66		FW and RW tasks in sp 173 Bde.	
	8 Mar 66		RW tasks in sp 173 Bde.	
	9 Mar 66		FW and RW tasks in sp 173 Bde.	See 1 RAR Opo 6/66
	10 Mar 66		RW tasks in sp 173 Bde Op.	attached as Annex D (1)
	11 Mar 66	1600	Ac A1-395 U/S in operational area - two ground crew despatched with spares from BH.	
			RW tasks in sp 173 Bde Op.	
	12 Mar 66		FW and RW tasks in sp 173 Bde.	

SECRET

SECRET

WAR DIARY or INTELLIGENCE SUMMARY

Army Form C.211b
(Adapted)

(Erase heading not required)

D.4661/7.45-C.6546

Unit 161 Recce Flight

Date and Time.— From 13 Mar 66

To 24 Mar 66

Place	Date	Hour	Summary of Events and Information	Remarks and References to Appendices, Diaries, &c.
BIEN HOA	13 Mar 66		FW and RW tasks in sp 173 Bde	
	14 Mar 66		RW tasks in sp 173 Bde.	
	15 Mar 66		RW tasks in sp 173 Bde.	
	16 Mar 66		RW tasks in sp HQ AAFV. RW tasks in sp 173 Bde.	
	17 Mar 66		FW and RW tasks in sp 173 Bde.	
	18 Mar 66		FW and RW tasks in sp 173 Bde.	
	19 Mar 66	1000	14413 Lcpl T H BLAIR marched out of Flt.	
			1967 WO2 C O J SCAFE returned to Flt.	
			RW and RW tasks in sp 173 Bde.	
	20 Mar 66		FW and RW tasks in sp 173 Bde.	
	21 Mar 66		FW and RW tasks in sp 173 Bde.	
	22 Mar 66		RW tasks in sp 1 RAR.	
		1615	Op 6/66 concluded.	
	23 Mar 66		Nil flying tasks - camp adm and servicing tasks.	
	24 Mar 66		FW tasks.	

SECRET

SECRET

WAR DIARY or INTELLIGENCE SUMMARY

(Erase heading not required)

Army Form C.2118
(Adapted)

D.4661/7.45-C.6546

Unit 161 Recce Flight

Date and Time.— From 25MAR 66

To 31 MAR 66

Place	Date	Hour	Summary of Events and Information	Remarks and References to Appendices, Diaries, &c.
BIEN HOA	25 Mar 66		FW and RW tasks in sp 173 Bde.	
	26 Mar 66		FW and RW tasks in sp HQ AAFV and 173 Bde.	
	27 Mar 66		RW task in sp 1 RAR.	
		2200	Received Wng O for Op 7/66.	Attached as Annex S.
	28 Mar 66		FW and RW tasks in sp 1 RAR and HQ AAFV.	
	29 Mar 66		RW task in sp HQ AAFV	
		1100	Received 1 RAR OPO 7/66.	Attached as Annex D (2)
	30 Mar 66	0700	Ground party, consisting of 4 ground crew, 1 Ops NCO, 1 Land Rover and trailer joined convoy for op area.	
		1000	1 FW ac departed for op area.	
		1300	1 RW ac departed for op area.	
	31 Mar 66		FW and RW tasks BIEN HOA and COURTENAY.	

SECRET

SECRET1 RAR
BIEN HOA
8 Mar 66

OpO 6/66 (Code Name - SILVER CITY)

References Maps 6344 - ii, 6344 - i.
Air Photographs as issued.1. Situation.a. Enemy Forces. Annex B 173 Bde OPORD 3-66 issued as annex A.b. Own Forces.

(1) 1 Div conducts op to destroy HQ 7 MR in area YT 1344.

(2) 173 AB Bde op in AO ARIZONA NORTH of river SONG BE
(YT 0742) (Nickname TANK STREET) Op conducted in 5 Phases.(a) Phase 1. 1 RAR heli assault onto LZ 12 (YT083427,
nickname BUGS BUNNY) on D Day (9 Mar). Secures LZ,
fire sp base and river crossing site for 1/503.(b) Phase 2. 1/503 lands BUGS BUNNY on D Day crosses
TANK STREET and secures LZ 8 (YT 106444).(c) Phase 3. 2/503 lands LZ 8 on D + 2 (11 Mar)
locates and destroys MR 7.(d) Phase 4. 173 AB Bde conducts search and destroy
ops in AO ARIZONA on order.(e) Phase 5. Extract on order.c. Atts and Dets.

(1) Remaining under comd. FAC team USAF (3).

(2) Under comd from 1700 hrs
on 8 Mar 66. RRU team (4)(3) Under comd from arrival
at BUGS BUNNY. E/17 Cav
D/16 Armoured
173 Engr Coy.

(4) In DS for duration of op. 105 Field Bty RAA.

(5) On priority call for duration
of operation. 4.2 Mor Pl D/16 Armoured.(6) In sp as C and C hel for
assault landing from 0700-1800
hrs. One HU-1B or H-13 hel.2. Mission. 1 RAR Gp is to assault and secure LZ 12 (BUGS BUNNY)
and secure crossing point on SONG BE River on 9 Mar 66.3. Execution.a. Gen Outline. The Op will be conducted in 5 phases. (Overlay
Annex P)(1) Phase 1. Heli assault and security of BUGS BUNNY.
Establishment of crossing site at TANK STREET by Aslt Pnr Pl
and 173 Engr Coy.SECRET

.../2. (2) Phase 2.

(2) Phase 2. Relief of C Coy by E/17 and securing of bridge head across TANK STREET at YT 086429 (Crossing site nicknamed BIG DIPPER) by C Coy followed by move of D/16 across BIG DIPPER enroute to final loc.

(3) Phase 3. On completion crossing of 1/503, B Coy (after being replaced by elements of 173 Engr Coy) to left bank of TANK STREET SOUTH of C Coy.

(4) Phase 4. Security of fire sp base (BUGS BUNNY) and HQ 173 AB Bde and search and destroy ops on order.

(5) Phase 5. Extraction from AO on order.

b. A Coy.

(1) Grouping.

- (a) Remaining under comd. MFC
Med Asst
- (b) Under comd from 1700 hrs 8 Mar 66. Four SBs
FO Party 105 Fd Bty
Two dml teams, 3 Fd Tp.

(2) Tasks.

(a) Phase 1.

- i. Second Coy in order of move and hel assault.
- ii. Secure sector as given in overlay Annex P.

(b) Phases 2 and 3. Continue to secure allotted sector.

(c) Phase 4.

- i. Patrol within AO as given in Annex P.
- ii. On 2 hrs notice to move as part of Bde res from time of arrival at BUGS BUNNY.

(d) Phase 5. On Order.

c. B Coy.

(1) Grouping.

- (a) Remaining under comd. MFC
Med Asst
Interpreter ARVN.
- (b) Under comd from 1700 hrs. Three SBs
FO Party, 105 Fd Bty.
Two dml teams, 3 Fd Tp.

(2) Tasks.

(a) Phase 1.

- i. Last Coy in order of move, move after D Coy Pl in second lift.
- ii. Secure temporary LZ perimeter in area shown in Annex P (SOUTH of LZ on right bank) on arriving at LZ (BUGS BUNNY). Ensure patrols secure right bank from inclusive LZ to posn given in Annex P

SECRET

-3-

- (b) Phase 2. Continue to secure allotted area.
- (c) Phase 3. On receipt of LAND SLIDE and after relief by elements 173 Engr Coy, cross TANK STREET into final loc shown in Annex P.
- (d) Phase 4. Patrol within AO as given in Annex P.
- (e) Phase 5. On order.

d. C Coy.

(1) Grouping.

- (a) Remaining under comd. MFC
Med Asst.
- (b) Under comd from 1700 hrs 8 Mar 66. Three SBs
Interpreter 1 RAR
FO Party, 105 Fd Bty
Two dml teams, 3 Fd Tp.

(2) Tasks.

(a) Phase 1.

- i. First in order of move. Conduct aslt landing.
- ii. Secure LZ perimeter in area shown in Annex P.

(b) Phase 2.

- i. Relieved by E/17 on its arrival at BUGS BUNNY.
- ii. Secure bridge head on left bank of crossing (BIG DIPPER) over TANK STREET in preparation for crossing by D/16 and 1/503. Secure forward to NE and EAST to enable 1/503 to reorg one Coy at a time within security screen, crossing ^{by 1/503} to commence at approx 1117 hrs. ^

(c) Phase 3. Continue to secure crossing on left bank for B Coy to move through.

(d) Phase 4. Patrol within AO as shown in Annex P.

(e) Phase 5. On order.

e. D Coy.

(1) Grouping.

- (a) Remaining under comd. MFC
Med Asst.
- (b) Under comd from 1700 hrs 8 Mar 66. Four SBs.
FO Party, 105 Fd Bty
Two dml teams, 3 Fd Tp.

(2) Tasks.

(a) Phase 1.

- i. Third Coy in order of move and hel assault. Move HQ and two Pls in first lift, third Pl in second lift.
- ii. Secure LZ perimeter in posn shown in Annex P.

SECRET

.../4. (b) Phases 2-3.

- (b) Phases 2 and 3. Continue to secure allotted area.
 - (c) Phase 4.
 - i. Patrol within AO as shown in Annex P.
 - ii. On 2 hrs notice to move as part as Bde res from time of arrival at BUGS BUNNY.
 - (d) Phase 5. On order.
- f. Mor Pl.
- (1) Grouping.
 - (a) MFCs remain with rifle Coys.
 - (b) Two sects move to BUGS BUNNY.
 - i. One sect on first lift.
 - ii. One sect on second lift.
 - (c) One sect remains op base BIEN HOA.
 - (2) Tasks.
 - (a) Provide sp within range.
 - (b) One sect on two hrs notice to move with Bde res.
- g. Aslt Pnr Pl.
- (1) Tasks.
 - (a) Phase 1.
 - i. Move in first lift with Bn HQ tac party.
 - ii. On arrival BUGS BUNNY establish crossing forthwith.
 - iii. Report immediately if crossing on foot is possible or if boats will be required. Nickname for foot crossing is 'DONALD DUCK', nickname for boat requirement is 'WHITE WHALE'.
 - iv. Protect Engr recce and activity on TANK STREET in area of BIG DIPPER. If crossing can be made by foot protect from left bank with entire Pl, if not, move to left bank when boats available.
 - (b) Phase 2. After C Coy crossing complete return to task of protecting Bn HQ Gp and as part of Bn Reserve.
 - (c) Phase 3. On 10 mins notice to move in reserve role.
 - (d) Phase 4. On 20 mins notice to move in reserve role.
 - (e) Phase 5. On order.
- h. Anti Tank Pl.
- (1) Tasks.
 - (a) Phases 1 to 3. Remain with Bn HQ as protection and part of Bn res on ten mins notice to move from time of arrival at BUGS BUNNY.

- (b) Phase 4. On 20 mins notice to move in reserve role.
- (c) Phase 5. On order.
- j. Bde Res
- (1) Comd. Bn 2IC.
- (2) Composition.
- (a) Res HQ tac party.
- (b) A Coy
- (c) D Coy
- (d) One sect Mor Pl.
- (3) Readiness. On 2 hrs notice to move on arrival at BUGS BUNNY.
- (4) Tasks. As ordered at the time.
- k. 1 APC Tp. Remains op base BIEN HOA.
- l. 3 Fd Tp.
- (1) Two dml teams to each rifle Coy.
- (2) Remainder with Bn HQ/Sp Coy Gp in reserve for Engr tasks and protection Bn HQ Gp.
- m. E/17 Cav Tp. Tasks.
- (1) Phase 1. Move as scheduled in Bde Air movement detail.
- (2) Phase 2. On arrival at BUGS BUNNY relieve C Coy immediately of perimeter task in area shown in Annex P, report when relief complete. Ensure that vehicles arriving on CH - 47s are deployed rapidly into posn on arrival at BUGS BUNNY.
- (3) Phase 3. Continue to secure allotted area.
- (4) Phase 4.
- (a) Patrol within allotted AO as shown in Annex P.
- (b) Be prepared to effect cavalry tasks as ordered.
- (c) If Bde res is alerted, be prepared to relieve A and D Coys of perimeter security tasks until reorg of Bn can be effected.
- (d) Maintain visual river watch on TANK STREET from posn to YT 069426 both by day and night.
- (5) Phase 5. On order.
- n. D/16 Armd Coy. Tasks.
- (1) Phase 1.
- (a) Move as scheduled in Bde air movement detail.
- (b) On arrival BUGS BUNNY establish temporary defensive position, as shown in Annex P, at NORTH end of LZ.

SECRET

-6-

(2) Phase 2.

If time allows, after completion C Coy crossing and before crossing by 1/503, move on receipt of SNOW FALL from Bn HQ to defensive position as shown in Annex P Cross TANK STREET at BIG DIPPER and reorg inside C Coy screen before moving to defensive position.

(3) Phase 3. Occupy and secure defensive location.

(4) Phase 4. Patrol within AO as given in Annex P.

(5) Phase 5. On order.

o. 173 Engr Coy.

(1) Grouping.

(a) Under comd for movement of Aslt Pnr Pl 1 RAR from 0700 hrs 9 Mar 66 until arrival main body 173 Engr Coy.

Recce Party 173 Engr Coy (5).

(2) Tasks.

(a) Phase 1.

i. Recce party to establish liaison with Comd, Aslt Pnr Pl 1 RAR on D - 1 (8 Mar 66).

ii. Move as scheduled in Bde air movement detail.

iii. On arrival BUGS BUNNY carry out immediate reconnaissance and deployment to enable rapid movement of personnel and equipment onto left bank of TANK STREET.

(b) Phase 2. Provide assistance to:

i. C Coy crossing BIG DIPPER probably in vicinity YT 083428.

ii. D/16 crossing BIG DIPPER probably in vicinity YT 083428.

iii. 1/503 crossing BIG DIPPER probably in vicinity YT 083428.

iv. Aslt Pnr Pl 1 RAR returning from left bank of TANK STREET.

v. Provide guides on EAST side of LZ to direct 1/503 to selected crossing sites.

(c) Phase 3.

i. Relieve B Coy with 173 Engr Coy (-) at position shown in Annex P

ii. Assist B Coy in crossing BIG DIPPER.

iii. Maintain bank post at BIG DIPPER until 1800 hrs then move to defensive location.

(d) Phase 4.

i. Maintain allotted defensive position.

SECRET

.../7. ii. Provide.

ii. Provide control and organisation of crossing sites to:

D/16 Armd Coy
B Coy
C Coy.

iii. These sites to be open from 0730 hrs until 1800 hrs daily.

(e) Phase 5. On order.

p. Coord Instrs.

- (1) Timings. Annex B. Sequence of Events.
- (2) D Day. 9 Mar 66.
- (3) Boundaries, Sectors. Annex P. Appendices 1 and 2.
- (4) H Hour. 0730 hours.
- (5) Rules of engagement. All Vietnamese in area are to be treated as VC.
- (6) Dress and recognition. SOP.
- (7) VCC, Enemy documents. SOP.
- (8) Reporting. SITREPS every hour 15 minutes before the hour.
- (9) Coord Conference. All Coy or equivalent Comds should be prepared to attend a coord conference/orders group at 1600 hrs 9 Feb 66 at Bn HQ. This will be confirmed.
- (10) Clearance Patrols. Move out anti clockwise.
- (11) Stand To Timings.
 - (a) 1915 hrs daily.
 - (b) 0630 hrs daily.
- (12) Fire Plan.
 - (a) For assault landing as per Bde OpO 3/66 Annex E.
 - (b) DF and H and I to be requested immediately on establishing Coy/equivalent defensive positions.

4. Admin and Log.

- a. A Echelon. Established PHUOC VINH 6 Mar 66 with fwd BSOC.
- b. B Echelon. Remains present location.
- c. Resup. By air from A Echelon. First planned resup D+1 .
- d. Rat.
 - (1) Two days on the man.
 - (2) A echelon provide hot evening meal on call by hel.
- e. Water.
 - (1) Bde WP in Bn loc.

- (2) A Ech provide water cans on call Bn HQ.
- (3) Locally gained water to be filtered and sterilized.
- (4) A Ech provide shower buckets on call Bn HQ.

f. Medical.

- (1) SBs with Coys.
- (2) RAP loc Bn HQ.
- (3) Evacuation.
 - (a) DUSTOFF procedures SOP.
 - (b) Bn rear party establish liaison CCS.
 - (c) A Ech establish liaison Bde Clearing Station at PHUOC VINH.
- (4) Anti Mite. All clothing worn on op is to be treated.
- (5) Malarial precautions, Paludrine twice daily. Nets and repellent to be used.

g. Clothing. Each sect incl RAE prepare two sets of sect kit bags. First set with A Ech. Second set with RQMS at B Ech.

h. Ammo.

- (1) SAA. SOP.
- (2) Mor. Mor ammo is to be carried thus:
 - (a) Mor Pl. 40 rds HE.
 - (b) Aslt Pnr Pl. 20 rds HE.
 - (c) Anti Tank Pl. 20 rds HE.
 - (d) 3 Fd Tp. 10 rds HE.
 - (e) Rifle Coys. Each 25 rds HE, 5 rds WP Less C and A Coys.
 - (f) This ammo is to be dumped on the edge of the LZ. Mortar Pl is to collect.
- (3) M 72. SOP.
- (4) Coloured Smoke. SOP.
- (5) Marker Balloons. SOP.

j. Strength Reports. Forward Op strength and nominal roll of rear details by 1600 hrs D-1.

k. Rd Movement to SNAKE PIT.

- (1) Order of march.
 - (a) 1st Lift. C, A, D Coys, Bn Tac HQ, Aslt Pnr Pl, Engr Recce Party, One Mor Sect.
 - (b) 2nd Lift. D Coy (-), B Coy, 3 Fd Tp, One Mor Sect, Anti Tank Pl, Bn HQ (-).

- (2) Loading. As per Op 5/66. And as detailed by Bn TO.
- (3) Timings. Sequence of Events Annex B.
- (4) Comd. Bn TO to coordinate all vehicle movement.

5. Comd and Sig.

a. Bn HQ. Bn HQ will arrive in two groups.

- (1) Tac Party less CO, Fourth element first lift.
- (2) Bn HQ (-) Third element second lift.
- (3) Location. Phases 1,2 and 3 YT 082429. Phase 4 to be advised.

b. Signals.

(1) Radio.

(a) Codes. SOI 20 - 13 and 25 - 13 with amdts Annex D (Radio Diagram), KAC HE 743, KAC JJ 257 and authentication for Feb are in effect.

(b) Nets. Bn Comd net and admin/log nets Annex D. Units under comd are to maintain listening watch on Bn Comd net at all times. US voice procedure with callsigns as per annex D is to be used by under comd US units.

(c) Netting. Bn Comd net is to open at 090600H.

(d) Charlie Charlie Call. The following stations are to answer a charlie charlie call:

A Coy	D/16
B Coy	E/17
C Coy	173 Engr Coy.
D Coy	

(2) Line.

(a) Rifle Coys. Coys are to carry 1 reel unit CE 11 filled and one telephone. Also one dispenser D10 cable is to be carried. Coys are to lay line immediately on establishment of Bn def position.

(b) Bn HQ. SOP.

(c) Units under comd. Are to lay and maintain line to 1 RAR swbd (Platypus).

(d) Line Diagram Annex E.

c. Nicknames.(1) Summary.

Serial	Nickname	Meaning	Issued by
(a)	(b)	(c)	(d)
1	LOOSE REIN	Move, or am moving.	
2	TEE BAR	Prepare to move.	
3	SHOWER BUCKET	Have reorg or am in a defensive posn.	
4.	CORK TIP	Stand Down	
5.	MORTY MEEKLE	ARVN/PF	
6	TANK STREET	River SONG BE	
7	BUGS BUNNY	LZ 12, after hel landing area of 1 RAR Gp, Fire sp base, Bde HQ.	
8	BIG DIPPER	Crossing point on SONG BE.	
	RABBIT HUTCH	Clearing patrols in.	
10	HOT HARRY	LZ 8 (1/503 objective).	
11	TIGER TIM	Bde reserve to standby	Bn HQ
12	BANANA SPLIT	E/17 take over from A and D Coys.	Bn HQ
13	DAVES DASH	Road entering BUGS BUNNY from SW at YT 079428.	
14	SNOW FALL	D/16 crosses to left bank of TANK STREET	Bn HQ
15	LAND SLIDE	173 Engr Coy relieves B Coy B Coy crosses to left bank of TANK STREET.	Bn HQ
16	DONALD DUCK	Crossing can be made on foot.	Aslt Pnr Pl 173 Engr Coy
17	WHITE WHALE	Crossing can only be made by boat	Aslt Pnr Pl 173 Engr Coy

(2) Block Nicknames.

Serial	A Coy	B Coy	C Coy	D Coy
(a)	(b)	(c)	(d)	(e)
1	BLANK CHEQUE	MUSIC MAN	HARVEST MOON	LOW CLOUD
2	BIG TOP	MUSTARD POT	BRIGHT STAR	INDIAN BRAVE
3	WILLOW TREE	GOLDEN RAIN	ROPES END	LONDON BRIDGE
4	CRICKET BAT	BLONDE BABY	LOST CORD	CARGO NET
5	MISSING LINK	RACE TRACK	SOAP BOX	HEAVY PACK
6	MERSEY FERRY	FAIRY FEET	OPERA HOUSE	COLD BEER
7	TIMES SQUARE	LONG JUMP	MILK JUG	MICKEY MOUSE
8	HIGH ELM	MA CRACKER	PONY TAIL	SUGAR DADDY
9	WISHING WELL	DAISY CHAIN	DESERT ISLAND	DREAM WORLD
10	COOL CAT	PIE CRUST	SMALL TALK	SHARP KNIFE

Serial	Bn HQ	TF HOOPER	105 Fd Bty
1	DUTCH OVEN	FRUIT CAKE	SURF RIDER
2	GAME BIRD	HIGH CHAIR	SILVER SAND
3	GOOD FAIRY	WIDE BOARD	RUM JUNGLE
4	NIGHT OWL	WET PAINT	BUSH BANDIT
5	IRON RIDGE	TIN MUG	ICE CREAM
6	CORRAL SEA	BIG HOLE	HARBOUR LIGHTS
7	BUTTER MILK	THIN BOY	SECOND CHANCE
8	HEAVY HAND	CLOTH HAT	PLEASANT PLACE
9	SUMMER RAIN	TORN FLAG	STEEL FIST
10	GUM DROP	BACK DOOR	LOVELY LADY

d. Points of Origin. The following points of origin are to be used for the op only.

Serial	Time	Points of Origin
(a)	(b)	(c)
1	081800 - 091800	FRUIT-0846 COUNTRY 0741
2	091800 - 101800	COLOUR 0947 RIVER 0941
3	101800 - 111800	SPORT 1347 TREE 1242
4	111800 - 121800	DOG 1146 OCEAN 0940
5	121800 - 131800	CITY 1448 TREE 0642
6	131800 - 141800	RIVER 1343 CAR 0848
7	141800 - 151800	FRUIT 0644 COUNTRY 0849
8	151800 - 161800	COLOUR 1045 RIVER 1547
9	161800 - 171800	SPORT 0946 TREE 1443
10	171800 - 181800	DOG 1050 OCEAN 1648
11	181800 - 191800	CITY 0744 SPORT 1350
12	191800 - 201800	COLOUR 1441 CAR 1647
13	201800 - 211800	STATE 0850 TREE 1646
14	211800 - 221800	COLOUR 1151 SPORT 1746

e. Passwords. The following challenges and passwords are to be used for the op only.

Serial	Time	Challenge	Password
(a)	(b)	(c)	(d)
1	081800 - 091800	8	2
2	091800 - 101800	3	6
3	101800 - 111800	7	1
4	111800 - 121800	6	5
5	121800 - 131800	5	2
6	131800 - 141800	9	7
7	141800 - 151800	6	8
8	151800 - 161800	2	4
9	161800 - 171800	1	3
10	171800 - 181800	8	7
11	181800 - 191800	4	9
12	191800 - 201800	9	6
13	201800 - 211800	7	4

f. Q Hour Q hr for the complete operation is 1000 hrs.

g. Synchronization.

(1) Pre-Op. A time check is to be given by radio on the Bn comd net at 090610H.

SECRET

-12-

(2) During Op. A time check is to be given daily at approx 0715 hrs on the Bn comd net.

Authentication

1. 9. 11. 1
* Maj
S3

AV PREECE
Lt Col
CO 1 RAR

ACK.

Annexes.

- A. Intsum (Issued)
- B. Sequence of Events.
- C. AGS.
- D. Radio Diagram.
- E. Line Diagram.
- P. Overlay showing enlargement of final positions.

Appendix 1 Positions after Phase 1.

Appendix 2 Positions after Phase 2.

Appendix 3 Positions after Phase 3 including Coy AOs.

SECRET

SECRET

DISTRIBUTION

A Coy	Copy No 1
B Coy	2
C Coy	3
D Coy	4
Sp Coy	5
Admin Coy	6 - 7
Mor Pl	8 - 9
Sig Pl	10
Aslt Pnr Pl	11
Anti Tank Pl	12
1 APC Tp	13
105 Fd Bty RAA	14 - 18
3 Fd Tp RAE	19
709 Sig Tp	20
161 Recce Flight	21
E/17 Cav Tp	22
D/16 Armour	23
173 Engr Coy	24
3/319 Arty Bn	25 - 27
ALO 173 AB Bde (Sep)	28
A/82nd Avn Coy	29
RRU	30
FAC	31
1/503	32
2/503	33
173 AB Bde (Sep)	34 - 35
1 Bde, 1 Div	36
CO	37
2IC	38
OC Sp Coy (S3)	39
Adjt	40
IO	41
Asst Adjt (Asst S3)	42
Int Sec	43
RSM	44
AAFV	45
Comds Diary	46 - 48
File	49
Spare	50 - 55

SECRET

SECRET

Annex B to
1 RAR OpO 6/66
dated 8 Mar 66

SEQUENCE OF EVENTS

Serial	Timing	Event	Remarks
1	080900	Orders Group 1 RAR	
2	090605	Vehicle loading commences	
3	090615	Bn moves to SNAKE PIT	Convoy comd Bn TO
4	090650-0700	Arty prep BUGS BUNNY	
5	090700-0725	Air prep BUGS BUNNY	
6	090705	1st Lift loads	C Coy (105), A Coy
7	090713	1st Lift departs SNAKE PIT	(105), Bn HQ Tac/ recce (10), D Coy (-) (70), 173 Engr recce (5), Aslt Pnr (25) Mor sect (11)
8	090725-0730	Armd hel recce BUGS BUNNY.	
9	090730	1st Lift asslt landing	0730 H Hr
10	090745 x	Aslt Pnr Pl with engr recce party establish initial crossing and report situation.	Foot crossing DONALD DUCK Boat Crossing WHITE WHALE.
11	090747	2nd Lift loads and departs	D Coy (35), B Coy (103) Bn HQ/Sp Coy (116).
12	090805	2nd lift lands and deploys.	
13	090820 x	C Coy relieved by E/17	E/17 reports when exchange complete.
14	090830 x	1st CH-47 (Chinooks) arrive at BUGS BUNNY	
15	0909 20 x	C Coy crosses BIG DIPPER	Coy reports when across and when deployed in posn.
16	091000 x	D/16 crosses and moves to left bank posn	Moves on receipt of SNOW FALL
17	091030 x	C Coy secure on left bank Aslt Pnr Pl returns to Bn HQ	
18	091100 x	1/503 lands at BUGS BUNNY	
19	091117 x	1/503 commences crossing	OC 173 Engr Coy controls crossing : point.
20	091300 x	Elements 173 Engr Coy relieve B Coy	Moves on receipt LAND SLIDE
21	091400 x	173 Engr Coy less bank posts complete in perimeter defensive posn.	

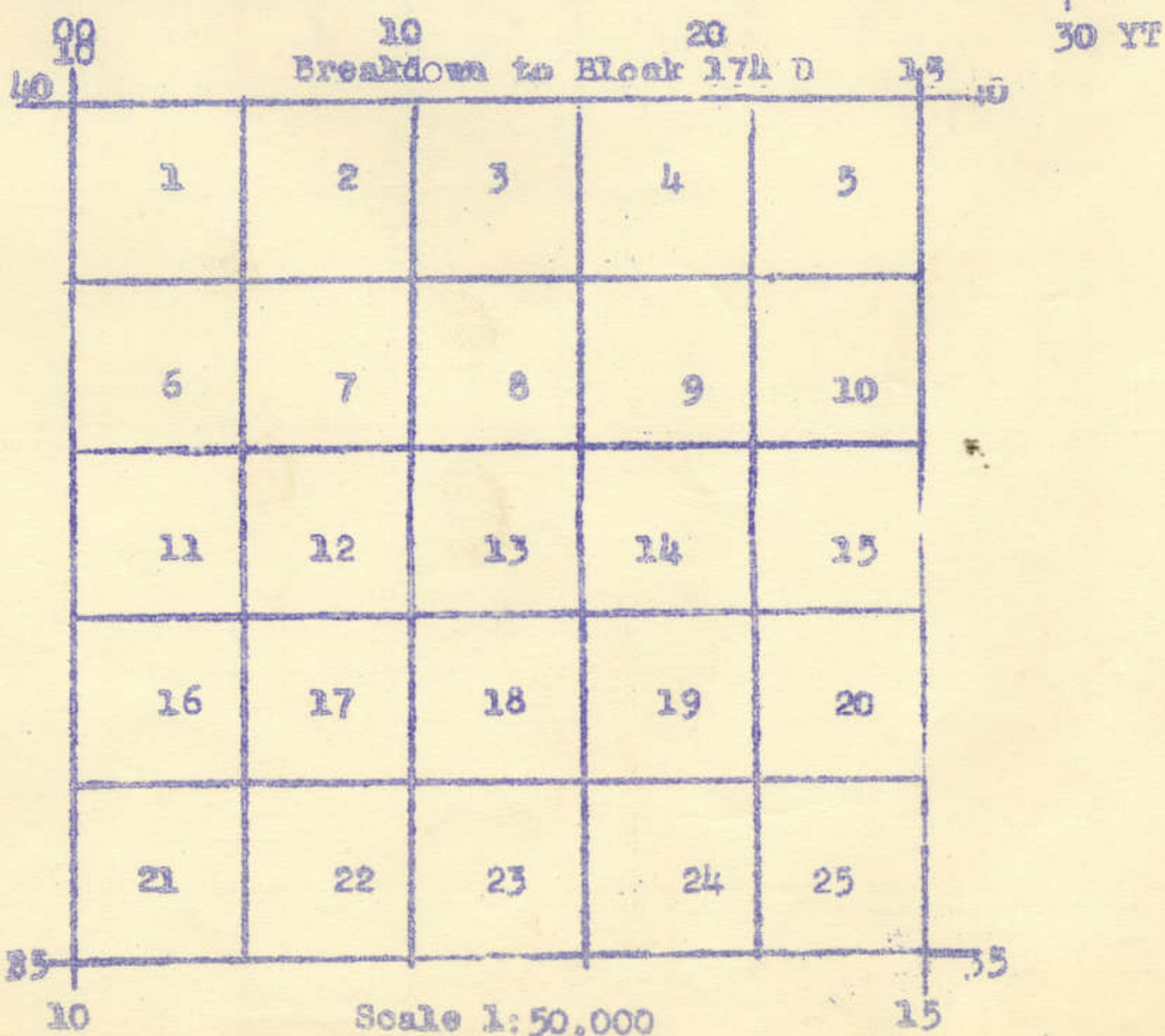
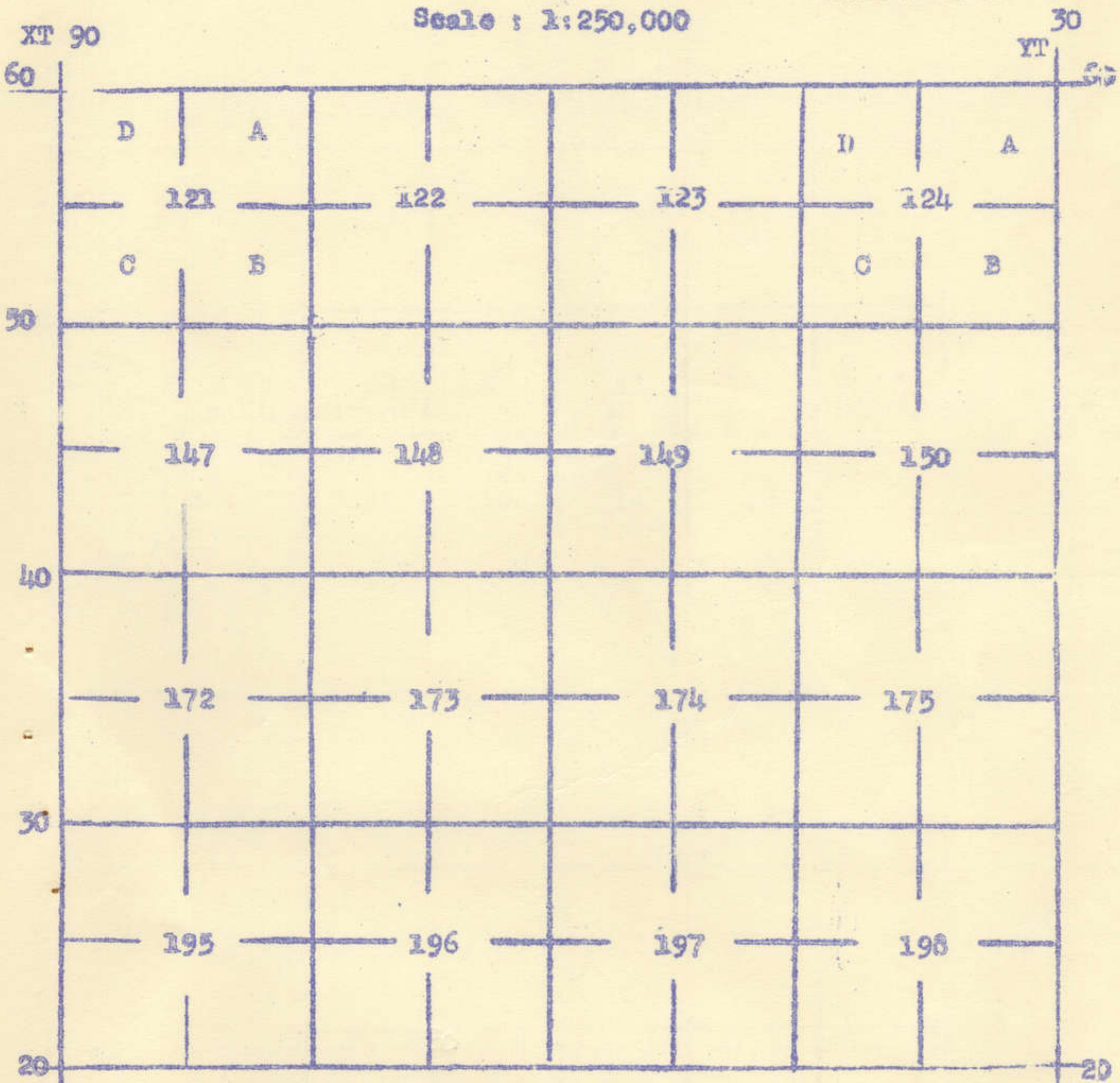
NOTE: x = Approx planning times only.

SECRET

~~SECRET~~

Annex C to
1 BAR OpO 6/66
dated 8 Mar 66

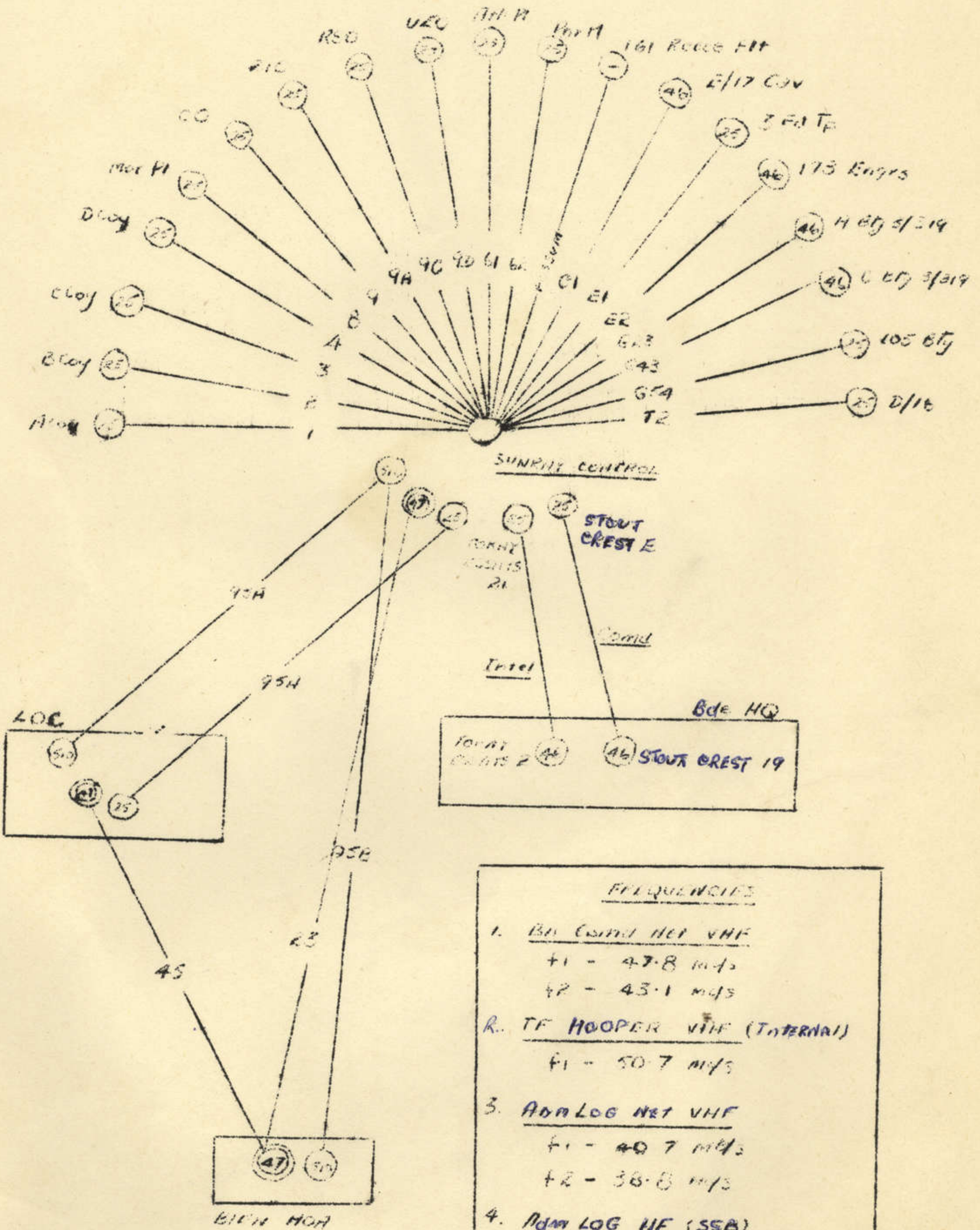
Scale : 1:250,000



SECRET

Annex D to
121R 5/66
dated 8 Mar 66

Bn Comd Net / Rear Line Nets



FREQUENCIES

- Bn Comd Net VHF
 f1 - 47.8 MHz
 f2 - 43.1 MHz
- TF Hooper VHF (INTERNAL)
 f1 - 50.7 MHz
- Adm Log Net VHF
 f1 - 40.7 MHz
 f2 - 38.8 MHz
- Adm Log HF (SSB)
 f1 - 3519 kHz
 f2 - 3780 kHz
 f3 - 7715 kHz
 f4 - 8615 kHz

NET OPENS: 090555H
TIME 090555H

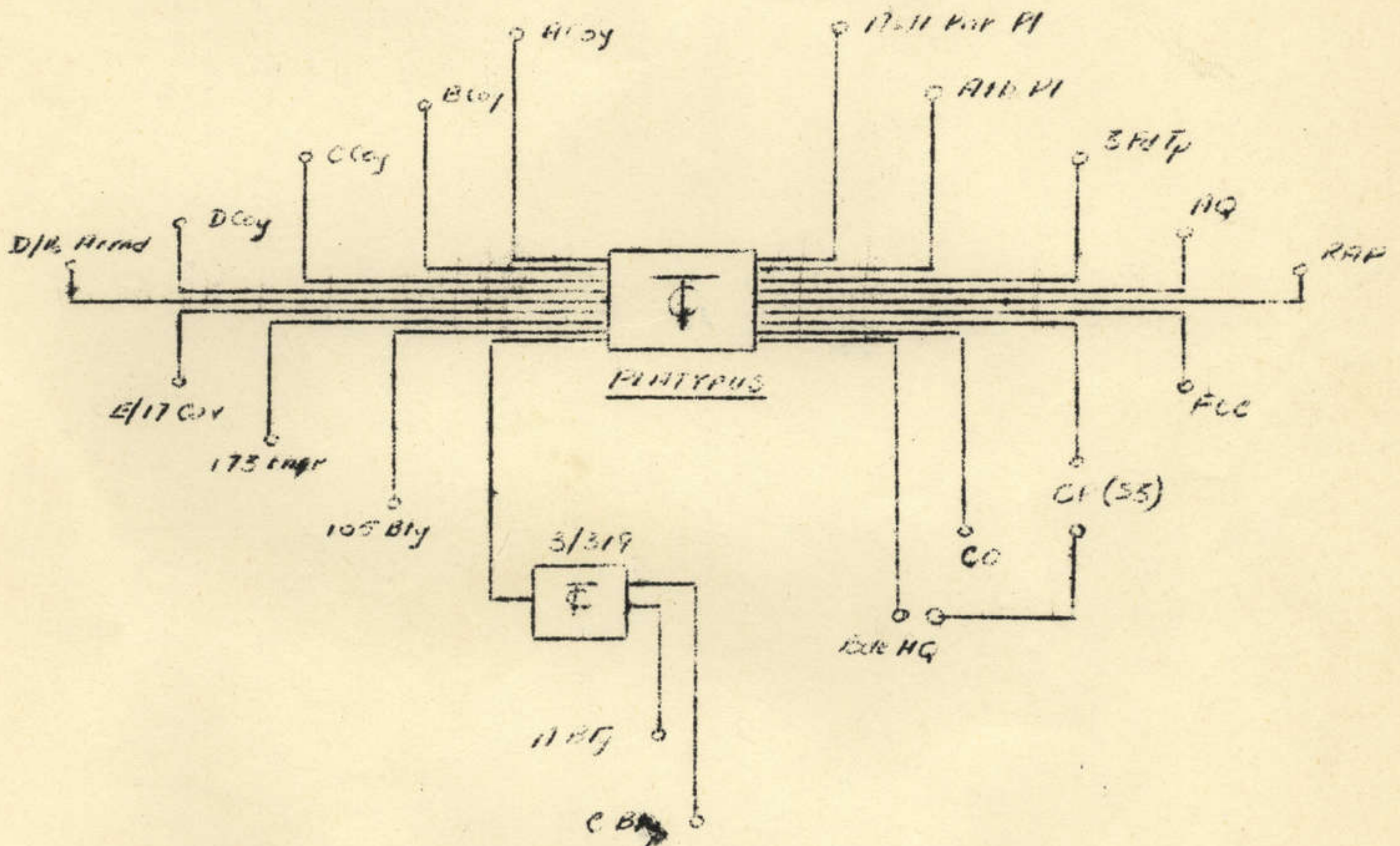
Auth: M.J.G of 7/3

SECRET

SECRET

Annex E to
IRAP E/66
dated 8 Mar 66.

LINE DIAGRAM



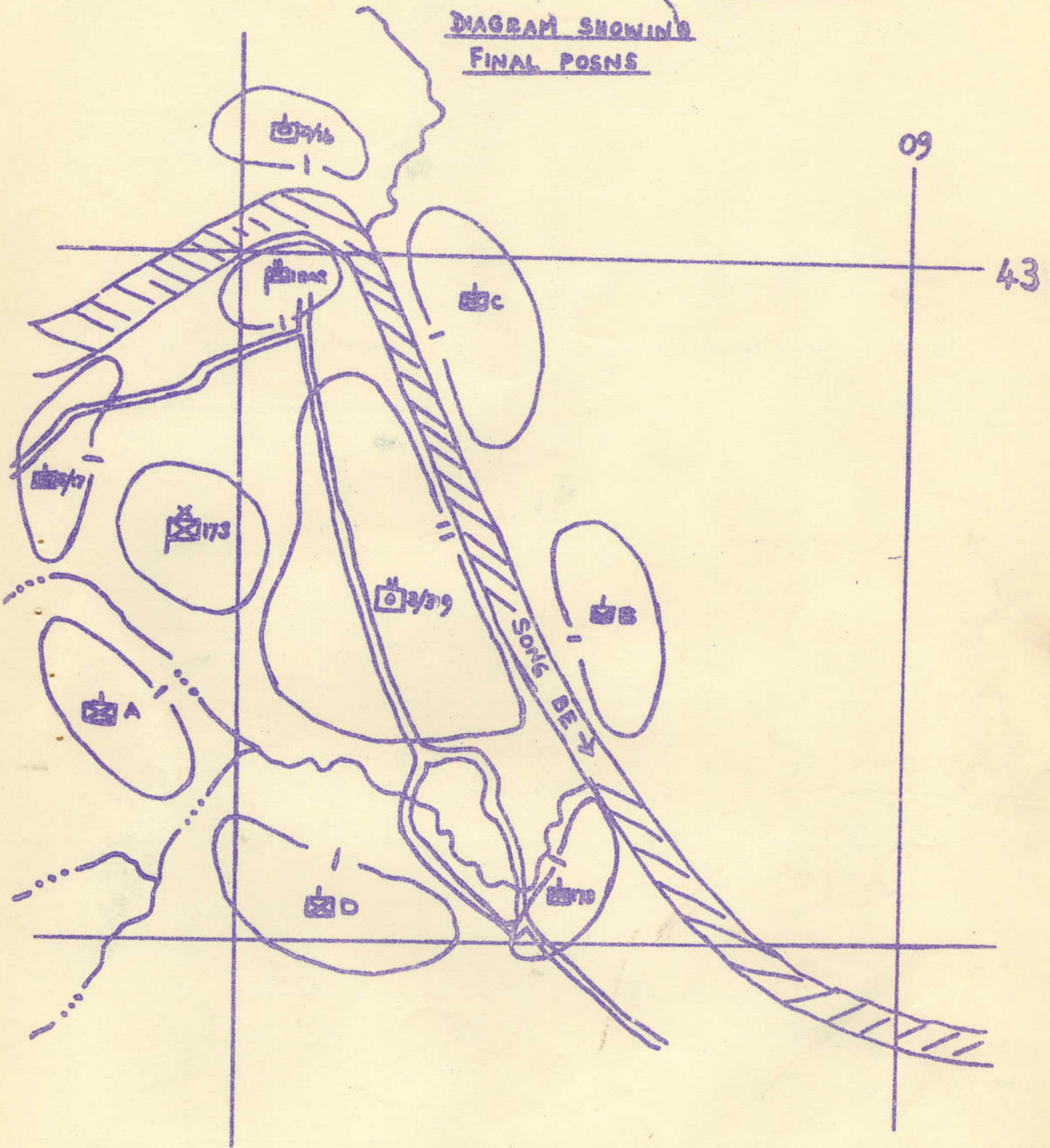
Hath m.T.C. p 7/3

SECRET

SECRET

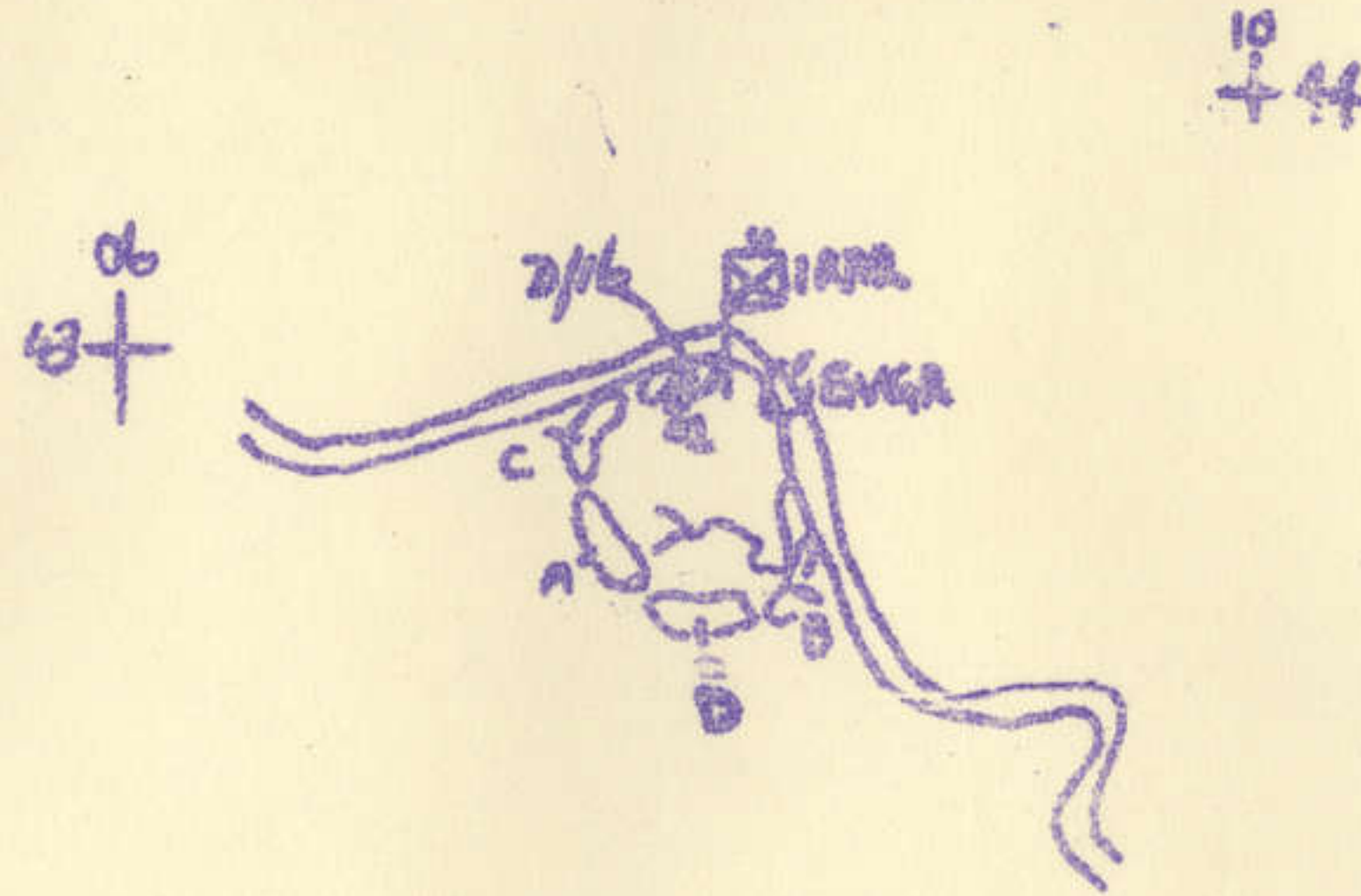
Annex P to
1 RAR OpO 6/66
dated 8 Mar 66

DIAGRAM SHOWING
FINAL POSNS



SECRET

Bases After Phases



SECRET

SECRET

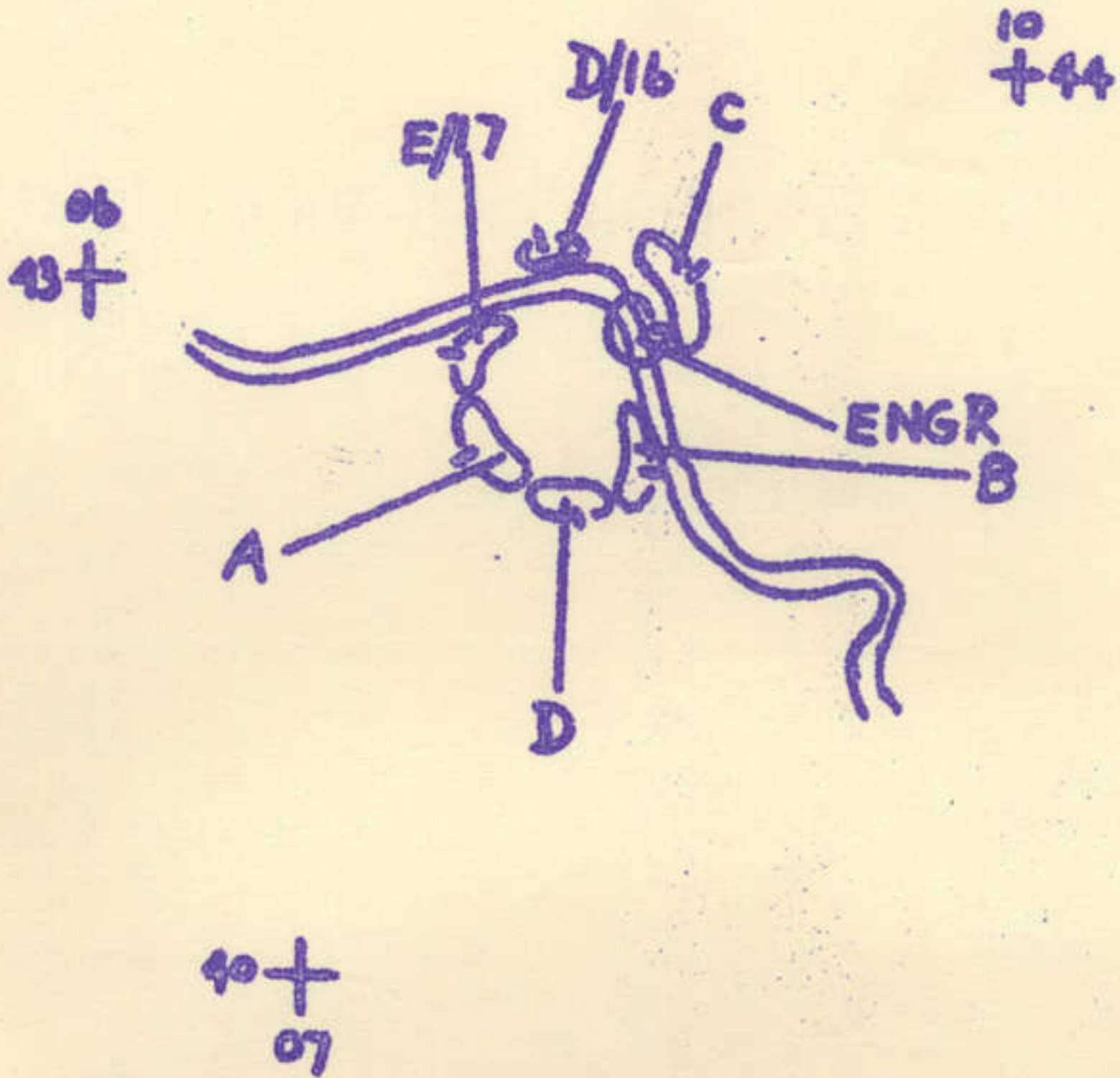
40+
07

Appendix 1 to
Annex P to
1 RAR OpO 6/66
dated 8 Mar 66

SECRET

Appendix 2 to
Annex P to
1 RAR OpO 6/66
dated 8 Mar 66

POSNs AFTER PHASE 2

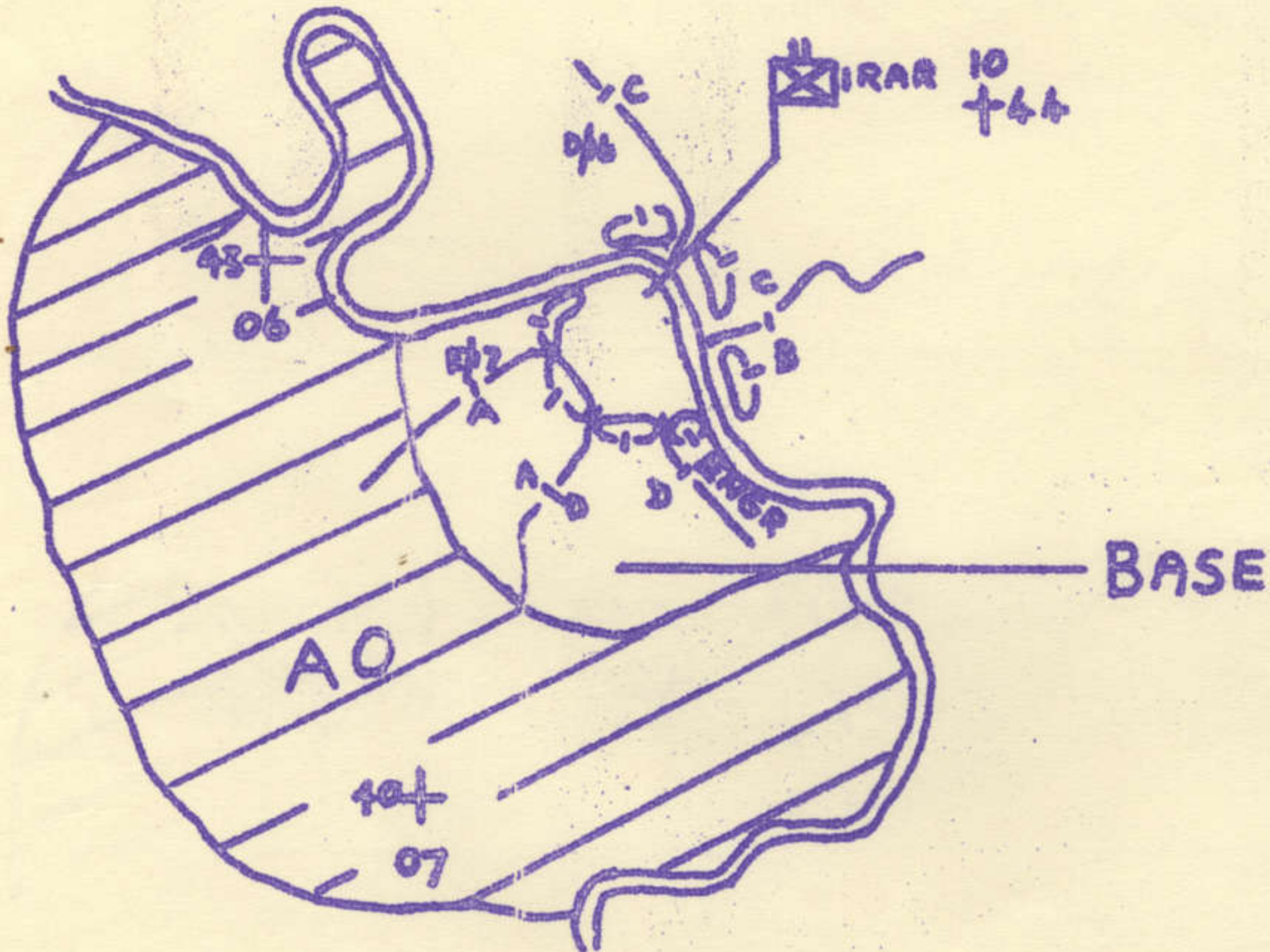


SECRET

SECRET

Appendix 3 to
Annex F to
1 RAR OpO 6/66
dated 8 Mar 66

FINAL POSITIONS AND BOUNDARIES OF COY, TROOP A.O.'S



SECRET

SECRET

161 RECCE
FLIGHT

1 RAR
BIEN HOA
27 Mar 66

File: R569-1-44

OpO 7/66 (ABILENE)

References: Maps 6442 - IV, 6442 - 1, 6443 - 11,
6443 - 111.

1. Situation.

a. Enemy Forces. Annex A - ISUM (Issued).

b. Friendly Forces.

(1) 1 Div conducts ops in PHUOC TUY Province to locate and destroy the 94th and 5th VC Regts and MAY TAO Secret Zone.

(2) 2nd Air Div provides close air sp and tac airlift. (Incl sp from 7th Fleet and VNAF).

(3) TF 70.8 USN provides Naval gunfire sp.

(4) 10 (ARVN) Div conducts op on route 2 from LONG KIEN (4364) to BA RIA (XA PHUOC LE) 3660 and along highway 23 from BA RIA to 623650.

(5) 2nd and 3rd Bde conducts search and destroy op in designated areas (to be advised). 1/4 Cav protects gun areas. 1 RAR protects log areas at COURTENAY (4491).

(6) 1 RAR under comd 1 Div from 1200 hrs 29 Mar 66 until completion of op.

c. Atts and Dets.

- | | |
|-----------------------------------------------------|-------------------------------------------------------------------------------|
| (1) Remaining under comd | FAC Team USAF |
| (2) Under comd from 1700 hrs
29 Mar 66. | RRU Team
FO 7 Fd Arty, 1 Div. |
| (3) Under comd from 0630 hrs
30 Mar for Phase 1. | Five M 48-A3 1/4 Cav |
| (4) In DS for duration of op | 161 Field Bty RNZA |
| (5) In sp for Phase 1 | 7 Fd Arty, 1 Div
Two F-100 continual aircover
One pl gunships, 1 Avn Bn |

2. Mission. 1 RAR Gp is to secure 1 Div Log Base in area of airfield 455915 (Nickname HOT ROD).

3. Execution.

a. Gen Outline. The op is to be conducted in 5 phases.

(1) Phase 1.

(a) Rd move by A Coy + and 1 APC Tp + to secure airfield at 455915 (Nickname HOT ROD) by 0900 hrs 30 Mar 66.

(b) Concurrent mov' by A Echelon (Fwd LOC) with 1 Div column on rd convoy to follow up para 3 a above. Rd convoy assembles 29 Mar at loc FFV2 (XT 0511).

SECRET

.../2. (2) Phase 2.

2 Bde op NEBRASKA
3 Bde op OREGON
VICTORIA } unit

- (2) Phase 2. Hel lift by Bn (-) on receipt of LZ secure from A Coy (Nickname ROUGH NUT) to LZ HOT ROD at 0835 hrs 30 Mar.
- (3) Phase 3. Deployment of 1 RAR Gp to ensure security of 1 Div Log Base in area of HOT ROD on 30 Mar.
- (4) Phase 4. Security of 1 Div Log Base (and provide security for resupply convoys from BINH BA to LONG KIEN.) *para.*
- (5) Phase 5. Extraction.

b. A Coy.

(1) Grouping.

- (a) Remaining under comd MFC
Med Asst
- (b) Under comd from 1700 hrs Four SB's
29 Mar 66. *to come* FO Team 161 Fd Bty RNZA
One dml team 3 Fd Tp (4)
Interpreter 1 RAR (Sgt WELSH)
- (c) Under comd from 1700 hrs
29 Mar until completion phase 3 Aslt Pnr Pl 1 RAR
- (d) Under comd from One sect 1 APC Tp (PWLH)
completion Phase 2. *(2) in Sp phase 2* 7 Fd Arty (1 Bde)

(2) Tasks.

(a) Phase 1.

- (i) Move by road with and under comd 1 APC Tp (+) for road mov to secure LZ HOT ROD.
- (ii) Clear to small arms range on either side of LZ. LZ is to be suitable for 20 slicks landing in staggered trail.
- (iii) Ensure LZ is clear of mines, booby traps and command detonated explosives.
- (iv) Clear on the following priority.
 - (aa) SW edge of village XA CAM MY (4692) (Nickname BROWN OWL).
 - (ab) NW edge of LZ.
 - (ac) SE edge of LZ.
 - (ad) SW edge of LZ.

(b) Phase 2.

- (i) Remain securing LZ until released on order. (Nickname WET TENT).
- (ii) Prep to release to C Coy on completion Phase 2 one sect APCs at H + 50 mins.
- (c) Phase 3. Redeploy in gen area shown in Annex P.
- (d) Phase 4. Patrol in AO sector 1.
- (e) Phase 5. On order.

c. B Coy.(1) Grouping.

- (a) Remaining under comd MFC
Med Asst
Interpreter (ARVN)
- (b) Under comd from 1700 hrs 29 Mar 66. *Lt DAKIN* Four SBs
FO Team 161 Fd Bty RNZA
- (c) Under comd from completion of Phase 2 One sect, 1 APC Tp (PWLH)

(2) Tasks.

- (a) Phase 2. Second Coy in order of move.
- (b) Phase 3. Move from LZ to gen area shown in Annex P through A Coy screen.
- (c) Phase 4. Patrol in AO sector 2.
- (d) Phase 5. On order.

d. C Coy.(1) Grouping.

- (a) Remaining under comd MFC
Med Asst
- (b) Under comd from 1700 hrs 29 Mar 66. *Lt WILLIAMS* ~~Three~~ ^{Four} SBs
Interpreter 1 RAR (Cpl McAULAY)
FO Team 161 Fd Bty RNZA
- (c) Under comd on completion Phase 2. one sect 1 APC TP (PWLH)

(2) Tasks.

- (a) Phase 2. Last Coy in order of move after Bn HQ.
- (b) Phase 3.
- (i) Move from LZ to gen area shown in Annex P through A Coy screen. (Hill 243 at 471925 Nicknamed ORANGE BLOSSOM).
- (ii) Clear rapidly through village XA CAM MY. (Nickname BROWN OWL).
- (c) Phase 4. Patrol in AO sector 3.
- (d) Phase 5. On order.

e. D Coy.(1) Grouping.

- (a) Remaining under comd MFC
Med Asst
- (b) Under comd from 1700 hrs 29 Mar 66 *Capt McKINNEY* Four SBs
FO Team 161 Fd Bty RNZA

SECRET

-4-

(c) Under comd from completion Phase 2 One sect 1 APC Tp (PWLH)

(2) Tasks.

(a) Phase 2. First in order of move.

(b) Phase 3. Move from LZ to gen area shown in Annex P through A Coy screen. Clear creek line from 441915 to 456923. (Nicknamed SWEATY SHIRT)

(c) Phase 4. Patrol in AO sector 4.

(d) Phase 5. On order.

f. Mor Pl.

(1) Grouping.

(a) MFCs with rifle Coys.

(b) One sect remains BIEN HOA.

(c) One sect under comd 1 APC Tp for Phases 1 to 3.

(d) One sect moves by air with Bn HQ.

(2) Tasks. Provide sp within range.

g. Aslt Pnr Pl.

(1) Grouping. Under comd A Coy from 1700 hrs 29 Mar until completion Phase 3.

(2) Tasks.

(a) Phases 1 to 3. Provide assistance to A Coy for.

(i) Route clearing.

(ii) Mine clearing. (Pressure/Command detonated)
Carry two mine detectors.

(iii) Booby trap clearing.

(b) Phase 4. Protection Bn HQ and Bn res.

(c) Phase 5. On order.

h. Anti Tank Pl.

(1) Tasks.

(a) Move with Bn HQ.

(b) Protection Bn HQ.

(c) Bn res.

(d) OC Anti Tank Pl to arrange reception quartering teams from 1 Div approx 301000 hrs.

j. Bn Res.

(1) Comd. OC Anti Tank Pl.

SECRET

.../5. (2) Composition.

(2) Composition.

- (a) Anti Tank Pl
- (b) Aslt Pnr Pl
- (c) Five APCs 1 APC Tp (PWLH)

(3) Readiness. At 15 mins notice to move after completion phase 3.

k. 1 APC Tp.(1) Grouping.

- (a) Under comd from 1700 hrs 29 Mar 66. FAC Team USAF
FO 7 Fd Arty
- (b) Under comd from 0630 hrs 30 Mar 66. Five M48-A3 1/4 Cav.
- (c) Under comd for movement for Phase 1. A Coy (+)
- (d) Detached to each of A, B, C and D Coys for Phase 4. One sect APCs
(e) in sp phase 1 7 Fd Arty.

(2) Tasks.

- (a) Phase 1. Move A Coy Gp to LZ HOT ROD and marry up with tanks from 1/4 Cav at 0615 hrs at rd junction XT 073131.
- (b) Sp A Coy in security of LZ HOT ROD.
- (c) Phase 3. When Coys pass through screen place under their comd one sect per Coy.
- (d) Phase 4.
 - (i) Assistance in protection of Div log base.
 - (ii) Provide escorts for resupply convoys to LONG KIEN. *(if nec)*
- (e) Phase 5. On order.

l. 3 Fd Tp. Provide dml team (NCO + 4) to A Coy.

m. 161 Recce Flight.(1) Tasks.

- (a) Establish con and maint sec at LZ HOT ROD.
- (b) Provide.
 - (i) Phases 1 to 3.
 - (aa) Air OP on station above A Coy, APC Tp from 0630 hrs D Day to operate on Bn frequency for air relay tasks.
 - (ab) Air OP to remain on recce and air OP role.
 - (ii) Phase 4. Establish one SIOUX (H-13) and CESSNA 180 to operate from LZ HOT ROD
 - (iii) Phase 5. On order.

n. Coord Instrs.

- (1) Timings. Annex B Sequence of Events.
- (2) D Day. 30 Mar 66.
- (3) H Hr. 0900 hrs D Day.
- (4) Boundaries, Sectors, AO. (QUEENSLAND)- Annex P.
- (5) Rules of Engagement. SOP.
- (6) Dress and Recognition. SOP.
- (7) VCC, En docus. SOP.
- (8) Reports. Sitreps every hr 15 mins before the hr. While moving SOP.
- (9) Coord Conference. Coord conference/Orders group at 1530 hrs D Day at Bn HQ (451921). *Today 1600 hrs. (29 Mar)*
- (10) Clearing Patrols. Move clockwise. Coys are to clear to junction points between Coy locs on patrol boundaries.
- (11) Stand TO Timings.
 - (a) 1915 hrs daily.
 - (b) 0630 hrs daily.
- (12) Fire Plan. DF and H and I to be submitted immediately phase 3 commences.
- (13) Convoy Escort. Coys should be prep to provide convoy escort troops as ordered. Details of these tasks are not yet known.
- (14) Order of Move by Hel. D, Bn Tac Party, B, Bn HQ, C.

4. Admin and Log.

- a. A Echelon. Established by road move at LZ HOT ROD.
- b. B Echelon. Remains present loc.
- c. Resup.
 - (1) By veh from A Echelon to coys.
 - (2) By air from B Echelon for special items.
 - (3) First resup D+1.
- d. Rat.
 - (1) Two days on the man.
 - (2) Two days reserve to be maint by A Echelon from D+1.
 - (3) Hot evening meal provided daily from D+1 incl.
- e. Water Pt.
 - (1) 1 Div will be estb WP in Div Log Base.
 - (2) NO local water is to be used unless sterilized and filtered.

- (3) Jerrycans for water SOP.
 - (4) Shower buckets to be held by A Echelon.
- f. Medical.
- (1) SBs with Coys.
 - (2) RAP with Bn HQ.
 - (3) Evacuation.
 - (a) Dustoff procedure SOP.
 - (b) Adjnt to inform 173 Bde of cas.
 - (4) Anti Mite. All clothing to be treated.
 - (5) Anti Malarial. Paludrine twice daily. Nets and repellent to be used.
- g. Clothing. Sect kit bags, each sect is to have.
- (1) One sect kitbag with A Echelon.
 - (2) One sect kitbag with RQMS at B Echelon.
- h. Ammo.
- (1) SAA. SOP.
 - (2) Mor ammo to be carried.
 - (a) APCs. Basic load.
 - (b) Sect with Bn HQ. 20 rds HE.
 - (3) M72. SOP
 - (4) Coloured Smoke. SOP.
 - (5) Marker Balloons. SOP.
- j. Local Purchasing. NO items of any nature are to be purchased or exchanged from any Vietnamese hawkers.
- k. Restricted areas. All villages and houses or shops in the AO are NOT to be entered by any soldiers when NOT on an operational task.
- l. Strength Returns. Op strength and nominal roll of rear details to be fwd to Adjnt by 1600 hrs D-1.
- m. Rd Movement.
- (1) APC Tp (+), A Coy (+) move to LZ HOT ROD.
 - (a) Depart this loc 0600 hrs.
 - (b) Arrive rd junc XT 073131 at 0615 hrs. Marry up with 1/4 Cav. *Class SP 0630 hrs.*
 - (c) Make best speed to LZ HOT ROD.
 - (d) Report to Asst Div Comd (Brig Gen HOLLINGWORTH) during phases 1 and 2. (Reporting detail, freqs, callsigns to follow)

- (e) Convoy route plan Annex D.
- n. A Echelon Rd Mov.
- (1) Coord. OC Admin Coy.
 - (2) Depart this loc 1530 hrs D-1 for convoy assy area.
 - (3) Check pts and detail Annex D.
- o. Road mov to SNAKE PIT.
- (1) Coord. Bn TO.
 - (2) Timings. Annex B.
 - (3) Order of march. D, Bn Tac CP, B, Bn HQ, C.
 - (4) Loading details. As detailed by Bn TO.

5

Comd and Sig.a. Bn HQ.

- (1) Bn HQ will move in two groups.
 - (a) Tac party (less CO, COs Sig, BC) after D Coy.
 - (b) Bn HQ/Sp Coy (-) after B Coy.
- (2) Location.
 - (a) Phase 1. Present loc and SNAKE PIT.
 - (b) Phase 2. 456916.
 - (c) Phases 3 and 4. 451921.

b. Signal.

- (1) Bn and Div SOIs change at 2400 hrs ²⁹~~31~~ Mar 66. This change affects all friendly forces in the 3 corps area. The new callword used by US units follows the telephone format.
- (2) RSO is to instruct A Coy and 1 APC Tp in the details required for the rd mov comms (Div CGs command net freq ~~42.9~~ (primary) and ~~45.9~~ (alt)) Callwords - ~~BURBANK TAXI 6~~).

(3) Radio.

and 25-13

- (a) Codes. ~~SOI 20-13, KAC HE 743 and KAC JJ257~~ and authentication for Feb are in effect until 312400 hrs when the codes for Apr become effective. These are to be issued before the op. commences. *All SOI change 292400H.*
 - (b) Additional to own SOIs, the 1 Div SOIs are effective as required.
 - (c) Nets. Bn Comd and Admin and Log nets as per Annex E.
 - (d) Netting. Bn Comd net is to open at 1500 hrs D-1. (29 Mar 66). *300700*
- (4) Line.
- (a) Rifle Coys are to carry.
 - (1) One reel unit CE 11 filled and one telephone.

(a) One dispenser D10 cable is to be carried.

(b) Bn HQ as per SOP.

(c) Line diagram at Annex F.

c. Nicknames.

(1) Summary.

Serial	Nickname	Meaning	Issued By
(a)	(b)	(c)	(d)
1	FLUSH BUTTON	Move, or am moving	
2	SEAT DOWN	Prepare to move	
3	DATE ROLL	Have reorg or am in def posn	
4	SHAVING BRUSH	STANDDOWN	
5	TWEETY PIE	ARVN/PF	
6	BLUDGERS WAY	Road XUAN LOC- BARIA	
7	ROUGH NUT	LZ secure	A Coy
8	WET TENT	A Coy released from LZ security	Bn HQ
9	HOT ROD	Airfield 455915	
10	TEA POT	airfield 445744	
11	BROWN OWL	Village XA CAM MY (4692)	
12	ORANGE BLOSSOM	Hill 243 (471925)	
13	SWEATY SHIRT	Creek (460935 - 415898) SUOI SOC	
14	SHEBAS OWN	Hill at 450904	
15	HIGH BALL	Clearing patrols in	
16	TINKER BELL	Creek (468945 - 504918) SUOI RAN.	

(2) Block Nicknames.

Serial	A Coy	B Coy	C Coy	D Coy	Bn HQ
1	MOON MUSIC	HARVEST BLANK	LOW CORD	MUSTARD BRAVE	CREAM BOARD
2	END BABY	SOAP CARGO	MERSEY OPERA	FERRY CHECK	HEAVY PAINT
3	TOP LINK	GOLDEN BOX	GOOD BANDIT	PLEASENT IRON	SUMMER SAND
4	RACE CRACKER	INDIAN TRACK	HARBOUR RAIN	WINE REVIEW	WIDE EIGHTS
5	BAT ELM	BRIGHT PACK	SILVER MILK	BOOK FIGURE	SQUARE BLOND
6	COOL TOP	BLINK LOW	TORN STEEL	ENTER CHOISE	TOP HOUSE
7	FAIRY POP	DUTCH BOARD	NEWS CLOUD	GAME FLAG	LOST BOY
8	WILLOW CHAIN	FRUIT BABY	HIGH WET	SECOND LADY	LONDON KNIFE
9	ROPE ISLAND	OVEN RIDGE	NIGHT RIDGE	CORRAL PAINT	SUGAR MOUSE
10	SMALL NET	GUM RIDER	HEAVY SURF	OWL CHAIR	SHARP WORLD

d. Points of Origin. The following Points of Origin are to be used.

Serial	Time	POINTS OF ORIGIN
1	281800 - 291800	4095 GIRL. 5290 COUNTRY
2	291800 - 301800	4189 CAR. 5196 ANIMAL
3	301800 - 311800	4697 TREE 4888 RIVER
4	311800 - 011800	4397 FLOWER 4787 BOY

- e. Q Hour. Q hr for the op is 0800 hrs.
- f. Synchronization.
- (1) Pre op. A time check is to be given by radio on Bn Comd net at 0530 hrs. (0545 for APC/A Coy)
- (2) During op. A time check is to be given daily at approx 0715 hrs on the Bn Comd net.
- g. Passwords. The following challenges and passwords are to be used.

Date	PASSWORD	ALTERNATIVES
291200	PICTURE FEATURE	UNION JACK
301200	ASSUME PRETEND	SPACE LACK
311200	HALL ALLEY	LINGER SWIVEL
011200	PANT WADDLE	CANDY BRIDGE
021200	BRAD DONE	HOOP BASKET
031200	BROWN VENISON	RACKET STAFF
041200	TOAST ALTER	STURDY ROPE
051200	CRAZINESS THIRSTY	MUDDLE FULL
061200	LARCENY EARNEST	HURDS HEMP
071200	SORRY MESS	BERG TOWER
081200	KING JUNGLE	IDLE LAZY
091200	GALLANT KILLER	IDOL IMAGE
101200	RIDDLE RHYME	IGNORE OMIT
111200	FIRST HORSE	IMP PEST
121200	PILGRIM STATE	PEARL JEWEL
131200	READ WRITE	INCUR TOWARD
141200	RABBIT HARE	DESSERT CAKE
151200	RABBLE ROUSER	IDES TAX
161200	RABID VIOLENT	INHERIT MONEY
171200	RACE VOTE	INSURE GUARD
181200	RACK STRETCH	SUFFER ILL
191200	HEAT RADIATE	POTATO MOSS
201200	RADIO MORSE	SETTER DRAFT
211200	RADDISH UNION	IRK ANNOY
221200	RAFT LOG	IRON RUST
231200	JOLLY GIANT	NORMAL RUDE
241200	POWER HAWK	JERK TUG
251200	CHAMP CHEESE	RIDER JOCKEY
261200	RAJAH PRINCE	JOIN SEAM
271200	RAID PARLOUR	JOKER POKER
281200	RAIL ARGUE	TOE NUT
291200	PROBE RAIN	JUNK TRASH

A V PREECE Lt Col
CO 1 RAR

ACK.

Authentication

in Guild 5
*
Maj
S3

Annexes.

- A Intsum (Issued)
- B Sequence of Events
- C AGS
- D Road Movement
- E Radio Diagram
- F Line Diagram
- P Overlay showing Coy Boundaries in AO.

SECRET

DISTRIBUTION

<u>UNIT</u>	<u>Copy number incl annexes</u>
A Coy	1
B Coy	2
C Coy	3
D Coy	4
Sp Coy	5
Admin Coy	6 - 7
Mor Pl	8 - 9
Sig Pl	10
Aslt Pnr Pl	11
Anti Tank Pl	12
1 APC Tp RAAC (PWLH)	13
1/1 Cav	14
161 Fd Bty RNZA	15 - 19
3 Fd Tp RAE	20
145 Sig Sqn	21
161 Recce Flight	22
RRU	23
FAC	24
1 Div	25 - 30
1 Div Sp Comd	31
7 Fd Arty Bn	32 - 33
ANGLICO 7th Fleet	34
173 Bde	35
CG 1 Div (Maj Gen DePUY)	36
Asst Div Comd 1 Div (Brig Gen HOLLINSWORTH)	37
CO	38
2IC	39 - 40
OC Sp Coy (S3)	41
Adjt	42
IO	43
Asst Adjt (Asst S3)	44 - 45
Int Sec	46
RSM	47
AAFV	48 - 49
Comds Diary	50 - 52
Spare	53 - 60

SECRET

SECRET

Annex B to
1 RAR OpO 7/66
dated 29 Mar 66

SEQUENCE OF EVENTS

Serial	Time	Event
1	291500	Radio net opens.
2	291530	A Echelon convoy departs for assy area.
3	300600	1 APC Tp/A Coy depart for SP.
4	300615	1 APC Tp/A Coy marry up with tanks 1/4 Cav.
5	300630	1 APC Tp Gp crosses SP for LZ HOT ROD
6	300720	SUEOs group depart from Bn Car Park.
7	300725	Air Mov groups embuss 1 RAR Op base.
8	300740	Air mov convoy leaves for SNAKE PIT.
9	300815	Air mov group closed at SNAKE PIT.
10	300830	a. Road column (A Ech) crosses SP. * b. Air mov groups load first lift (40 slicks). * c. A Coy commences security LZ HOT ROD.
11	300835	1st lift departs SNAKE PIT.
12	300900 (H Hr)	1st lift lands LZ HOT ROD.
13	300925	2nd lift loads and departs (40 slicks)
14	300950	2nd lift lands LZ HOT ROD.
15	301000 approx	1 Div quartering parties (log area recce party) arrives LZ HOT ROD, met by OC Anti Tank Pl on LZ.
16	301100 approx	Road log convoy arrives LZ HOT ROD.
17	301530	Coord Conference/Orders group Bn HQ area.

NOTE : * = H Hr relates to the securing of the LZ HOT ROD. This time will be delayed if the LZ is not secure.

SECRET

20 10 01
01 00 00 00 00
00 00 00 00 00
00 00 00 00 00

CONFIDENTIAL

YS	85					90	
65		1	2	3	4	5	65
		6	7	8	9	10	
		11	12	13	14	15	
		16	17	18	19	20	
		21	22	23	24	25	
60							60
YS	85					90	

CONFIDENTIAL

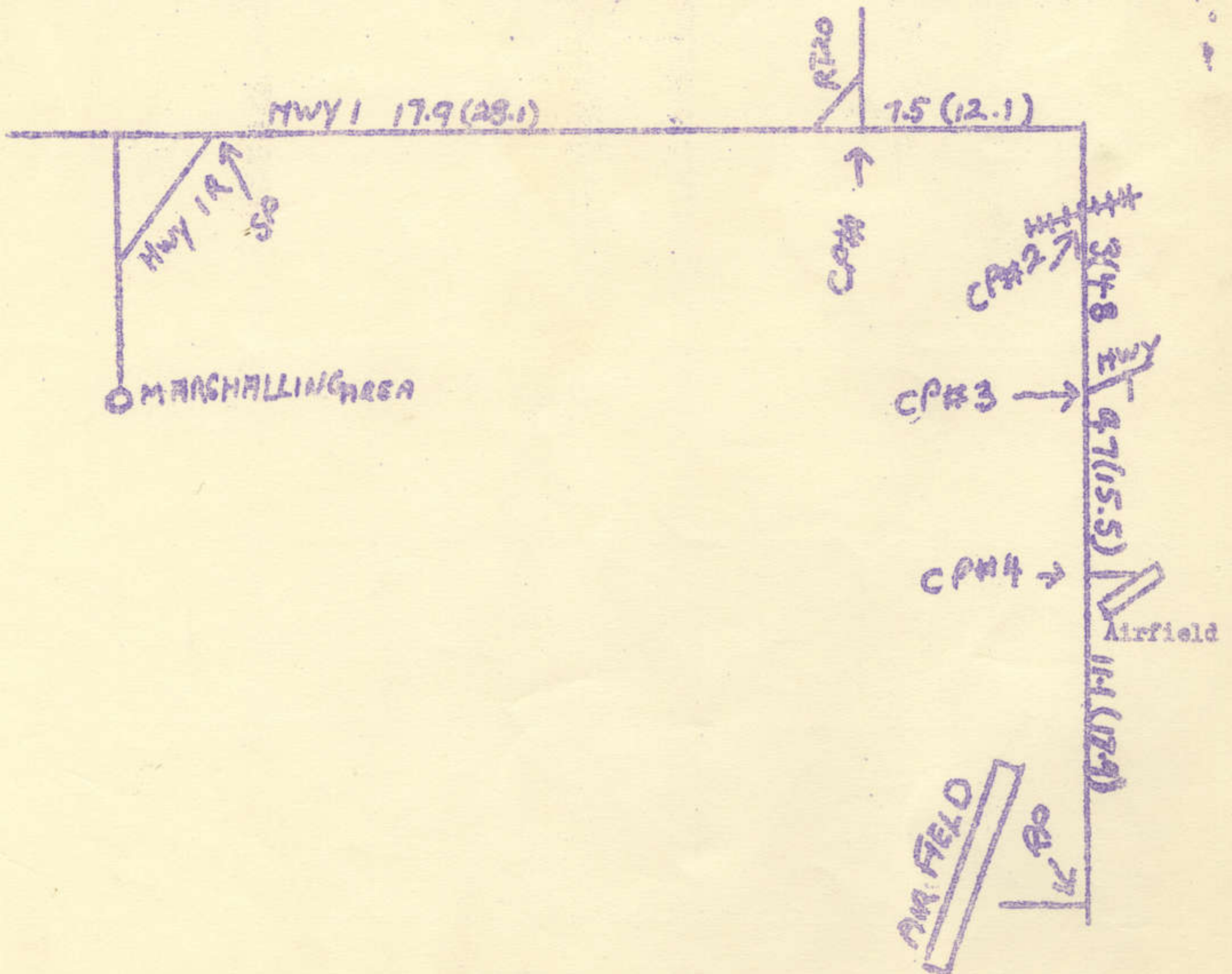
SECRET

Annex D to
1 RAR OpO 7/66
dated 29 Mar 66

LOG OF ROAD MOVEMENT

ROUTE	CHECK POINT	DISTANCE FROM LAST CHECK PT		DISTANCE FROM STARTING PT		TIME ARRIVAL (Min)	TIME CLEAR (min)
PURPLE	(DP) RT Hwy 1 & 1A	0 Mile		0 mile		H	H+51
	(1) RT Hwy 1 & RT 20	17.9 "	28.7 Km	17.9 "	28.7 Km	H+72	H+123
	(2) RT Hwy 1 & RR	7.5 "	12.1 "	25.4 "	40.8 "	H+102	H+153
	(3) RT Hwy 1 EAST & RT PURPLE	3.0 "	6.8 "	28.4 "	45.6 "	H+114	H+165
	(4) RT loose surface rd to airfield	9.7 "	15.5 "	38.1 "	61.1 "	H+153	H+204
	(DP) RT Rte PURPLE & airfield rd	11.1 "	17.9 "	49.2 "	79.0 "	H+197	H+248

Convoy Speed : 15 MPH (24 KPH)

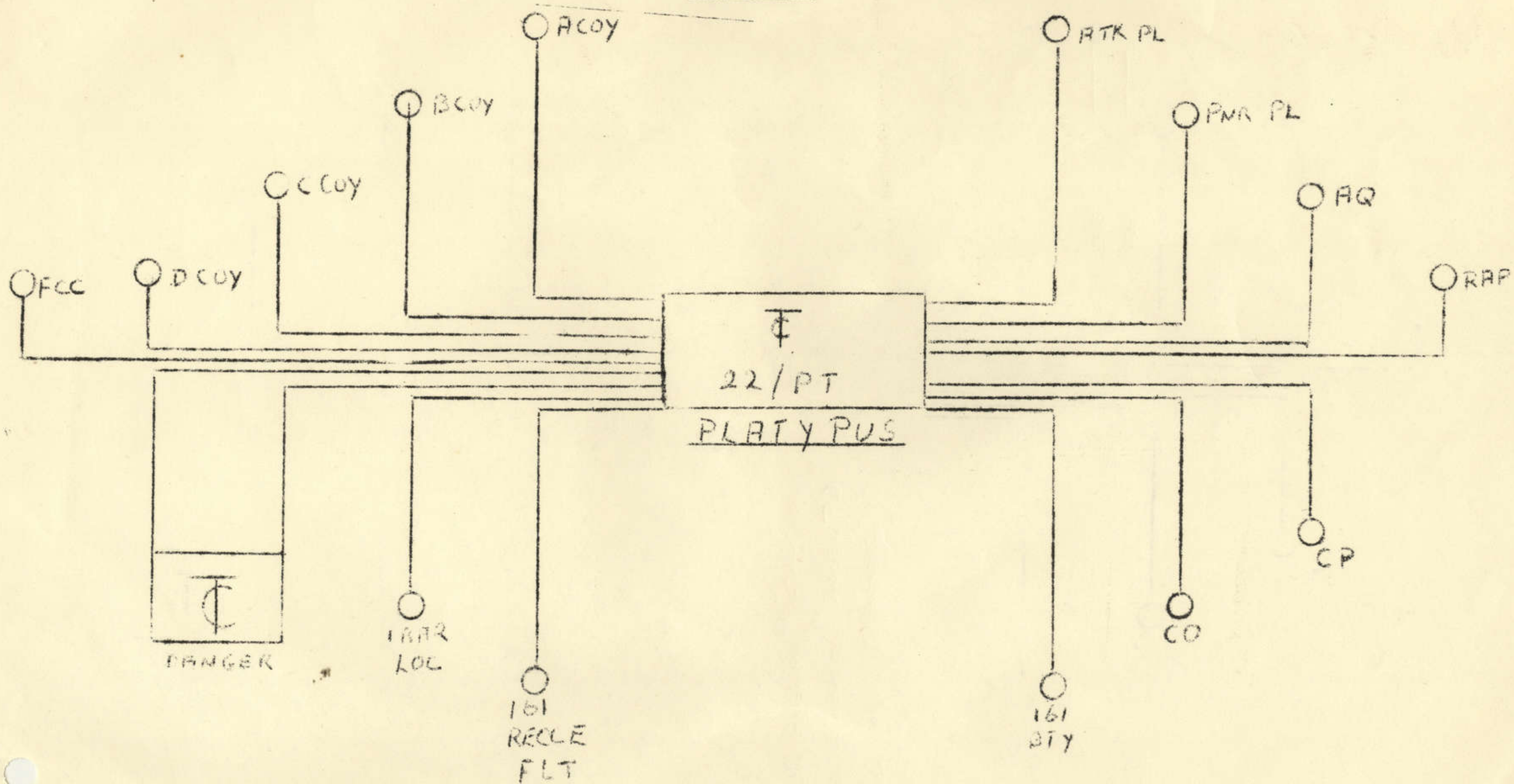


SECRET

SECRET

Annex F to
1 RAR OpO 7/66
dated 29 Mar 66

LINE DIAGRAM



SECRET

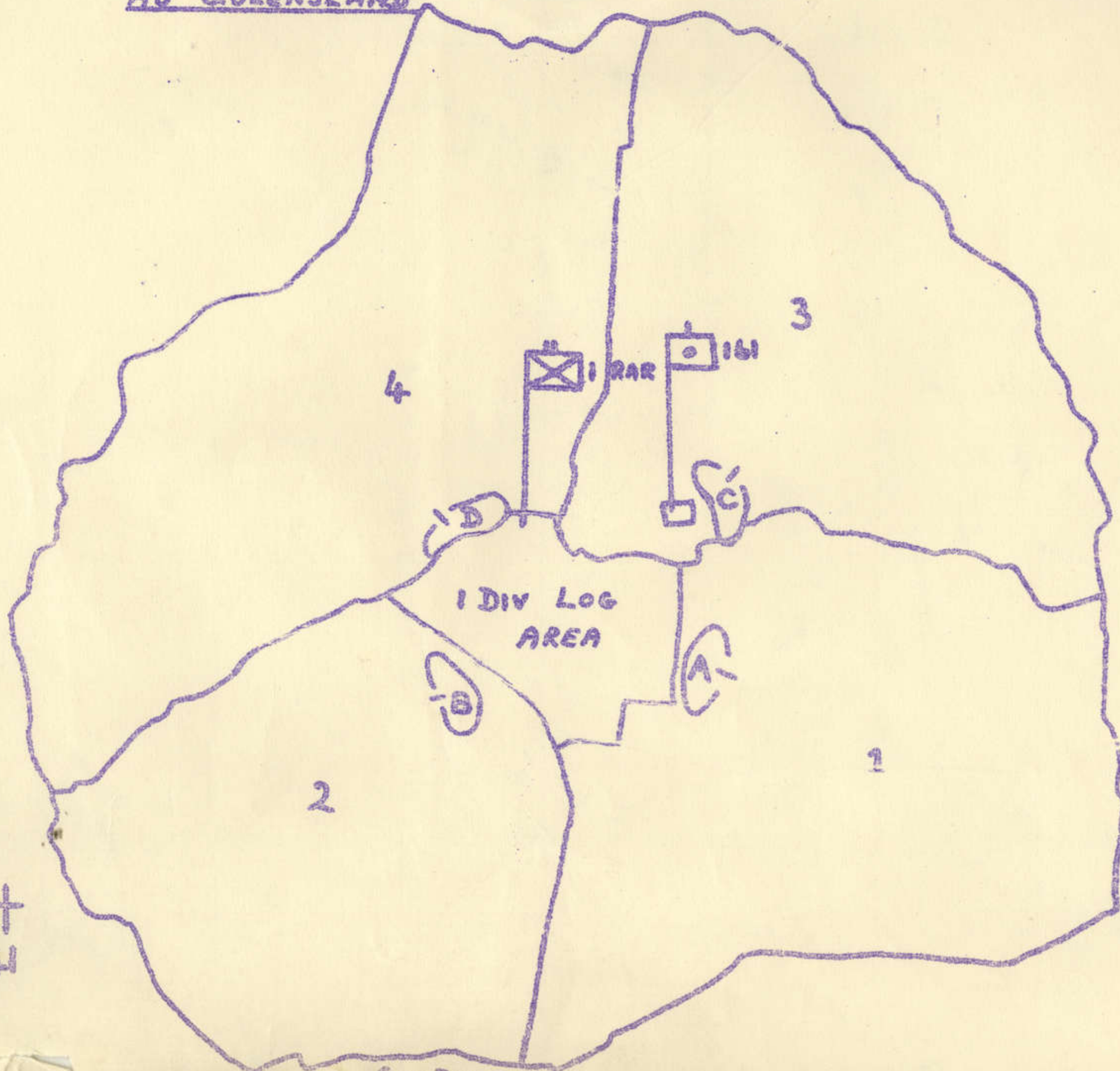
SECRET

OVERLAY SHOWING COY LOCS, SECTORS, BDRYS

ANNEX P TO 1RAR
Op O 7/66 DATED 29 MAR 66

AD QUEENSLAND

40
+
94



SECRET

SUMMARY OF CONDITIONS OF AWARD - KOREA AND UNITED NATIONS SERVICE MEDAL

Order of Wearing	Description of Ribbon	Clasp or Emblem worn (if awarded)	Conditions of Award
<p><u>KOREA MEDAL</u></p> <p>To be worn immediately after awards earned for service during 1939/45 War.</p>	<p>Ribbon consists of three (3) yellow and two (2) light blue stripes arranged alternately.</p>	<p>Mentioned in Despatches</p>	<p>Service of one day or more on the posted strength of a Unit or formation in Korea between 1 July 1950 and 27 Jul 1953 inclusive.</p> <p>Official visits, inspections, etc. on duty, provided that they amount to 30 days.</p> <p>Travelling time to and from Australia if NOT counted as qualifying service.</p>
<p><u>United Nations Service Medal</u></p> <p>To be worn after Korea Medal. If only award earned, worn as stated above.</p>	<p>Ribbon consists of nine (9) stripes of blue and eight (8) white stripes alternating.</p>		<p>Service in Korea of any period on the posted strength of a Unit or formation in Korea between 27 June 1950 and 26 July 1954 inclusive.</p> <p>Official visits, inspections, etc. on duty, provided that they amount to 30 days.</p> <p>Service in Japan on the posted strength of an authorised Unit in direct support of the operations in Korea.</p> <p>Travelling time to and from Australia is NOT counted as qualifying service.</p>

TOTAL AWARDS ARMY NO: NAME

SUMMARY OF CONDITIONS OF AWARD - KOREA AND UNITED NATIONS SERVICE MEDAL

Order of Wearing	Description of Ribbon	Clasp or Emblem worn (if awarded)	Conditions of Award
<p><u>KOREA MEDAL</u></p> <p>To be worn immediately after awards earned for service during 1939/45 War.</p>	<p>Ribbon consists of three (3) yellow and two (2) light blue stripes arranged alternately.</p>	<p>Mentioned in Despatches</p>	<p>Service of one day or more on the posted strength of a Unit or formation in Korea between 1 July 1950 and 27 Jul 1953 inclusive.</p> <p>Official visits, inspections, etc. on duty, provided that they amount to 30 days.</p> <p>Travelling time to and from Australia if NOT counted as qualifying service.</p>
<p><u>United Nations Service Medal</u></p> <p>To be worn after Korea Medal. If only award earned, worn as stated above.</p>	<p>Ribbon consists of nine (9) stripes of blue and eight (8) white stripes alternating.</p>		<p>Service in Korea of any period on the posted strength of a Unit or formation in Korea between 27 June 1950 and 26 July 1954 inclusive.</p> <p>Official visits, inspections, etc. on duty, provided that they amount to 30 days.</p> <p>Service in Japan on the posted strength of an authorised Unit in direct support of the operations in Korea.</p> <p>Travelling time to and from Australia is NOT counted as qualifying service.</p>

TOTAL AWARDS ARMY NO: NAME

SUMMARY OF CONDITIONS OF AWARD AND NOTES FOR GUIDANCE IN THE WEARING OF CAMPAIGN STARS, DEFENCE AND WAR MEDALS

Members, to be eligible for awards, must normally have been taken on the strength of a unit in a qualifying area through Routine Orders Part II.

Order of Wearing	Description of Ribbon	Clasp or Emblem Worn (if awarded)	Conditions of Award
1. 1939/45 Star	Dark blue, red and light blue in three equivalent vertical stripes. This ribbon is worn with the dark blue stripe furthest from the left shoulder.	Battle of Britain	Six (6) months operational service during period 3 Sep 39 to 2 Sep 45, also by entry into campaigns in Greece, Crete, Syria, Java, Sumatra, Malaya, Timor, Burma, Assam and NW Frontier qualifies. The 6 months qualifying areas are Middle East (West of Suez Canal), New Guinea and other areas of SWPA. Operational service brought to an end by death, wounds, or other disability, due to service, qualifies. Service in Palestine, Sinai, and India (excluding NW Frontier) does not qualify. Service as air crew of fighter aircraft engaged in the Battle of Britain. Members of the AMF, as such, are not eligible for this clasp.
2. Africa Star	Pale buff, with a central vertical red stripe and two narrower stripes, one dark blue and the other light blue. This ribbon is worn with the dark blue stripe furthest from the left shoulder.	8th Army or 1st Army, Air Force, Navy, 18th Army Group HQ	Entry into operational service with a unit performing operational functions west of Suez Canal. Members of units who were stationed in Palestine and called forward to Alexandria area in Egypt with a view to embarkation for Greece and spent 30 days or more in the qualifying area in March and April 1941, are eligible for the award. Members of units who were staging in the qualifying area, not for the purpose of embarking for Greece, are deemed not to have been "in operational service" in the area, and do not qualify. The First and Eighth Army Clasps to this star are granted for service with the First and Eighth Armies, respectively from 23 Oct 42 to 12 May 43.
3. Pacific Star	Dark green, with red edges, a central yellow stripe and two narrow stripes, one dark blue and the other light blue. This ribbon is worn with the dark blue stripe furthest from the left shoulder.	Burma	Entry into operational service in the Pacific theatre. This award cannot be earned in addition to the Burma Star.
4. Burma Star	Dark blue with a central red stripe, and in addition two orange stripes.	Pacific	Entry into operational service in the Burma campaign and for service in Bengal, Assam, China and Malaya, in specified areas and between certain dates. This award cannot be earned in addition to the Pacific Star. If both Pacific and Burma Stars have been earned, the award first earned will be granted with a clasp for the other award.
5. Defence Medal	Flame coloured with green edge upon each of which is a thin black stripe.		Six (6) months service in non-operational areas subjected to air attack, or closely threatened, and for twelve months non-operational service overseas from, or outside Australia. Service in eligible categories brought to an end before the qualifying period has been completed either by death due to enemy action on duty or by injuries inflicted by enemy action, will qualify.
6. War Medal 1939/45	A narrow central red stripe with a narrow white stripe on either side. A broad red stripe at either edge, and two intervening stripes in blue.	Mentioned in Despatches	Full-time duty personnel of the armed forces for a total of not less than 28 days operational or non-operational service wherever rendered not necessarily continuous.
7. Australia Service Medal	A khaki ribbon edged dark blue and light blue respectively with two intervening red stripes.		Full-time duty of not less than 18 months or part-time duty of not less than 3 years providing that at least 60 days defence duty was performed during the part-time service, and providing also that where full-time duty of less than 18 months was rendered it shall count double towards the part-time service qualification.

Closing Dates for qualifying service for awards —

European and Middle East theatre — 8 May 45
SWPA — 2 Sep 45

Definition of Operational Service —

Time spent on the posted strength of a unit in an operational area will count as "operational service" if it falls within the periods defined separately for each award.

TOTAL AWARDS..... ARMY No..... NAME.....

WEARING OF RIBBONS

The order in which Orders, Decorations and Medals should be worn is shown in Standing Orders for Dress 1935, para 309. A copy of this pamphlet is available at each Command or Unit Headquarters.

Length of Ribbons — When medals and decorations are worn on the breast, the ribbon will be $1\frac{1}{4}$ inch in length unless the possession of clasps necessitates it being longer. When two or more medals and decorations are worn, they will be so arranged that the lower edges (or lowest point of a star) are in line. The lengths of all ribbons will be regulated by that of the decoration or medal which, including any clasp, is the longest. These instructions will apply equally to miniature medals and decorations.

(a) *When ribbons are worn, the following will be observed:—*

(i) The ribbons will be $\frac{3}{8}$ inch in length.

(ii) Immediately following the ribbons awarded for campaigns between 1918 and 1939 will be worn the ribbons for the 1939/45 in the following order:—

The 1939/45 Star, the Atlantic Star, the Air Crew Europe Star, the Africa Star, the Pacific Star, the Burma Star, the Italy Star, the France and Germany Star, the Defence Medal, the War Medal and the Australia Service Medal.

(iii) Ribbons will be worn in rows of four above the left breast pocket, or if there is no such pocket, in a corresponding position except as in sub-para (b) below. The gap between rows will be $\frac{1}{8}$ inch. Ribbons will be worn in the order shown in sub-para (ii) above, with the ribbons of the senior award in each row placed furthest from the left shoulder, and by rows from top to bottom. When the number of ribbons worn is insufficient to make up complete rows the short row is to be placed centrally above.

(iv) When worn with medal ribbons, Air Crew badges to be worn centrally above the top row. When this results in the badge being partly obscured by the lapel or collar, it is to be moved towards the left shoulder to display as much of the badge as the available space allows.

(b) The ribbons of medals awarded by the Royal Humane Society or by the Royal National Lifeboat Institutions will, when authorized, be worn on the right breast in a position corresponding with the bottom row of ribbons of war medals.

DECORATIONS

Irrespective of the time spent in qualifying operational areas, the award of an honour, decoration, mention in despatches or commendation for brave conduct, qualifies the recipient for the award of the 1939/45 Star, providing the service for which the award was made qualified the recipient for the award of a Campaign Star.

The award of an honour, decoration, etc, for service in Palestine would not qualify the recipient for the 1939/45 Star as Palestine was not an operational area and service there was not qualifying service for a Campaign Star. It would, however, qualify the recipient for the Defence Medal irrespective of the time spent in areas qualifying for this award.

VISITS, JOURNEYS AND INSPECTIONS

These will not be a qualification for campaign stars or service towards the 1939/45 Star unless they amount to thirty (30) days or more, and were officially approved by the Command concerned.

TIME SPENT AS A PRISONER OF WAR

Time spent as prisoner of war in consequence of capture in operations may be counted towards the qualifying period for the 1939/45 Star.

Times spent as PW, including escapees or evaders, may receive consideration for the award of the appropriate Campaign Star, providing an active part was taken in operations against the enemy. Each case requires consideration and must be certified by the senior officer present when operational service was performed.

APPLICATIONS FOR AWARDS NOT GRANTED

If you wish to apply for any award to which you consider you are entitled but which has not been granted, please forward full details of the service which you claim entitles you to the award.

SUMMARY OF CONDITIONS OF AWARD AND NOTES FOR GUIDANCE IN THE WEARING OF CAMPAIGN STARS, DEFENCE AND WAR MEDALS

Members, to be eligible for awards, must normally have been taken on the strength of a unit in a qualifying area through Routine Orders Part II.

Order of Wearing	Description of Ribbon	Clasp or Emblem Worn (if awarded)	Conditions of Award
1. 1939/45 Star	Dark blue, red and light blue in three equivalent vertical stripes. This ribbon is worn with the dark blue stripe furthest from the left shoulder.	Battle of Britain	Six (6) months operational service during period 3 Sep 39 to 2 Sep 45, also by entry into campaigns in Greece, Crete, Syria, Java, Sumatra, Malaya, Timor, Burma, Assam and NW Frontier qualifies. The 6 months qualifying areas are Middle East (West of Suez Canal), New Guinea and other areas of SWPA. Operational service brought to an end by death, wounds, or other disability, due to service, qualifies. Service in Palestine, Sinai, and India (excluding NW Frontier) does not qualify. Service as air crew of fighter aircraft engaged in the Battle of Britain. Members of the AMF, as such, are not eligible for this clasp.
2. Africa Star	Pale buff, with a central vertical red stripe and two narrower stripes, one dark blue and the other light blue. This ribbon is worn with the dark blue stripe furthest from the left shoulder.	8th Army or 1st Army, Air Force, Navy, 18th Army Group HQ	Entry into operational service with a unit performing operational functions west of Suez Canal. Members of units who were stationed in Palestine and called forward to Alexandria area in Egypt with a view to embarkation for Greece and spent 30 days or more in the qualifying area in March and April 1941, are eligible for the award. Members of units who were staging in the qualifying area, not for the purpose of embarking for Greece, are deemed not to have been "in operational service" in the area, and do not qualify. The First and Eighth Army Clasps to this star are granted for service with the First and Eighth Armies, respectively from 23 Oct 42 to 12 May 43.
3. Pacific Star	Dark green, with red edges, a central yellow stripe and two narrow stripes, one dark blue and the other light blue. This ribbon is worn with the dark blue stripe furthest from the left shoulder.	Burma	Entry into operational service in the Pacific theatre. This award cannot be earned in addition to the Burma Star.
4. Burma Star	Dark blue with a central red stripe, and in addition two orange stripes.	Pacific	Entry into operational service in the Burma campaign and for service in Bengal, Assam, China and Malaya, in specified areas and between certain dates. This award cannot be earned in addition to the Pacific Star. If both Pacific and Burma Stars have been earned, the award first earned will be granted with a clasp for the other award.
5. Defence Medal	Flame coloured with green edge upon each of which is a thin black stripe.		Six (6) months service in non-operational areas subjected to air attack, or closely threatened, and for twelve months non-operational service overseas from, or outside Australia. Service in eligible categories brought to an end before the qualifying period has been completed either by death due to enemy action on duty or by injuries inflicted by enemy action, will qualify.
6. War Medal 1939/45	A narrow central red stripe with a narrow white stripe on either side. A broad red stripe at either edge, and two intervening stripes in blue.	Mentioned in Despatches	Full-time duty personnel of the armed forces for a total of not less than 28 days operational or non-operational service wherever rendered not necessarily continuous.
7. Australia Service Medal	A khaki ribbon edged dark blue and light blue respectively with two intervening red stripes.		Full-time duty of not less than 18 months or part-time duty of not less than 3 years providing that at least 60 days defence duty was performed during the part-time service, and providing also that where full-time duty of less than 18 months was rendered it shall count double towards the part-time service qualification.

Closing Dates for qualifying service for awards —

European and Middle East theatre — 8 May 45
SWPA — 2 Sep 45

Definition of Operational Service —

Time spent on the posted strength of a unit in an operational area will count as "operational service" if it falls within the periods defined separately for each award.

TOTAL AWARDS..... ARMY No..... NAME.....

WEARING OF RIBBONS

The order in which Orders, Decorations and Medals should be worn is shown in Standing Orders for Dress 1935, para 309. A copy of this pamphlet is available at each Command or Unit Headquarters.

Length of Ribbons—When medals and decorations are worn on the breast, the ribbon will be $\frac{1}{4}$ inch in length unless the possession of clasps necessitates it being longer. When two or more medals and decorations are worn, they will be so arranged that the lower edges (or lowest point of a star) are in line. The lengths of all ribbons will be regulated by that of the decoration or medal which, including any clasp, is the longest. These instructions will apply equally to miniature medals and decorations.

(a) *When ribbons are worn, the following will be observed:—*

(i) The ribbons will be $\frac{3}{8}$ inch in length.

(ii) Immediately following the ribbons awarded for campaigns between 1918 and 1939 will be worn the ribbons for the 1939/45 in the following order:—
The 1939/45 Star, the Atlantic Star, the Air Crew Europe Star, the Africa Star, the Pacific Star, the Burma Star, the Italy Star, the France and Germany Star, the Defence Medal, the War Medal and the Australia Service Medal.

(iii) Ribbons will be worn in rows of four above the left breast pocket, or if there is no such pocket, in a corresponding position except as in sub-para (b) below. The gap between rows will be $\frac{1}{8}$ inch. Ribbons will be worn in the order shown in sub-para (ii) above, with the ribbons of the senior award in each row placed furthest from the left shoulder, and by rows from top to bottom. When the number of ribbons worn is insufficient to make up complete rows the short row is to be placed centrally above.

(iv) When worn with medal ribbons, Air Crew badges to be worn centrally above the top row. When this results in the badge being partly obscured by the lapel or collar, it is to be moved towards the left shoulder to display as much of the badge as the available space allows.

(b) The ribbons of medals awarded by the Royal Humane Society or by the Royal National Lifeboat Institutions will, when authorized, be worn on the right breast in a position corresponding with the bottom row of ribbons of war medals.

DECORATIONS

Irrespective of the time spent in qualifying operational areas, the award of an honour, decoration, mention in despatches or commendation for brave conduct, qualifies the recipient for the award of the 1939/45 Star, providing the service for which the award was made qualified the recipient for the award of a Campaign Star.

The award of an honour, decoration, etc, for service in Palestine would not qualify the recipient for the 1939/45 Star as Palestine was not an operational area and service there was not qualifying service for a Campaign Star. It would, however, qualify the recipient for the Defence Medal irrespective of the time spent in areas qualifying for this award.

VISITS, JOURNEYS AND INSPECTIONS

These will not be a qualification for campaign stars or service towards the 1939/45 Star unless they amount to thirty (30) days or more, and were officially approved by the Command concerned.

TIME SPENT AS A PRISONER OF WAR

Time spent as prisoner of war in consequence of capture in operations may be counted towards the qualifying period for the 1939/45 Star.

Times spent as PW, including escapees or evaders, may receive consideration for the award of the appropriate Campaign Star, providing an active part was taken in operations against the enemy. Each case requires consideration and must be certified by the senior officer present when operational service was performed.

APPLICATIONS FOR AWARDS NOT GRANTED

If you wish to apply for any award to which you consider you are entitled but which has not been granted, please forward full details of the service which you claim entitles you to the award.

NON-OPERATIONAL STATISTICAL SUMMARY

UNIT

161 Recce Flight

MONTH OF

Mar 66

(AFO 18/F/7A)

Form A 124, Jun 62

PART A - FLYING ACTIVITY - See reverse side for instructions on preparation and dispatch

Type and Mark of Aircraft (a)	Av Dly Str (b)	Complete Crews		Gals Fuel		Type of Flying (g)	Flying Activity						Flying by Non-Unit Crews in Unit Aircraft		Flying by Unit Crews in Non-Unit Aircraft	
		Effect (c)	Non-Effect (d)	Added (e)	Removed (f)		Sorties			Hours			Sorties (o)	Hours (p)	Sorties (q)	Hours (r)
							Day (h)	Night (i)	Total (k)	Day (l)	Night (m)	Total (n)				
CESSNA 180	2	4		1263		Ops	62	4	66	106.40	3.30	110.10				
						Test	2	-	2	2.10	-	2.10				
						Cont	17	2	19	25.40	1.50	27.30				
Sub total	2	4		1263			81	6	87	134.30	5.20	139.50				
SIOUX G3B1	2	3		1450		Ops	148	9	157	109.25	5.40	115.05				
						Test	3	-	3	1.30	-	1.30				
						Cont	4	-	4	4.55	-	4.55				
Sub total	2	3		1450			155	9	164	115.50	5.40	121.30				
SIOUX OH13S															29	22.25
TOTALS :: ::	4	7		2713			236	15	251	250.20	11.00	261.20			29	22.25

PART B - MISCELLANEOUS - Include items of general interest or statistical significance affecting the flying effort and remarks pertaining to Part A

Paul Spence
Maj
OC 161 Recce Flt
Commanding Officer

8 Apr 66
Date