

Series: AWM95
Australian Army commanders' diaries
[Vietnam]

Infantry units

Item number: 7/6/41

Item: 6 Battalion Royal Australian
Regiment/New Zealand [ANZAC]

Narrative

Annexes

[1-31 Mar 1971]

6 RAR

COMMANDERS DIARY

MARCH 1971

COVERING LETTER

Reference No.....

To: OIC, Military History Section, AHQ.

1. I enclose Commanders Diary (AF C 2118) (Adapted) as indicated at Part 2.

2. Please return receipt below

(Signature)

Appointment

(OC Unit or senior staff officer)

RECEIPT FORM

(To be detached and returned by recipient)

Please return to this address:

6 RAR
Intelligence Section
Lavarack Barracks
Townsville 4813

I hereby acknowledge receipt of:

Army Form C 2118 (Adapted) March 1971 (Month and year)

Signature.....

Date.....

SECRET

ORIGINAL }
DUPLICATE }

Strike out where not applicable

COMMANDERS DIARY

OF

Unit or Formation..... 6 RAR

From 1st MARCH 1971 To 31st MARCH 1971

INDEX

Narrative (AF C 2118)

ANNEXES

- * A Duty officer's log
- * B Messages connected with log
- C Operation orders and instructions issued
- D Operation orders and instructions received
- * E Sitreps issued
- F Orders of battle and location reports issued
- G Intelligence reports and summaries issued; appreciations made
- H Administrative orders and instructions issued
- I Administrative orders and instructions received
- J Administrative reports and bulletins; ammunition returns; field strength returns
- * K Standing orders issued
- L Commander's policy and demi-official letters
- M Action reports (if required)
- N Other papers, eg, maps and diagrams, air photos, reports from sub units
- O Periodical summaries of operations
- Z Top Secret Supplementary Diary

Enclosure Numbers

.....	to
.....	to
.....	to
.....	to
.....	to
.....	to
.....	to
.....	to	28
.....	to
.....	to
.....	to
.....	to	4
.....	to
.....	to

† NIL
† RETAINED
† Despatched to

on.....

* Only to be included during operations.
† Cross out whichever is not applicable.

PART 3

**COMMANDERS DIARIES
INSTRUCTIONS**

AIM

1. The aim of a Commanders Diary is to provide data on which to base future improvements in Army training, equipment, organization and administration, and to furnish historians with a record of the activities of units and formations in operational and non-operational periods in peace and in war.

GENERAL

2. Entries are to be made daily on AF C 2118 (Adapted) each entry being initialled by the officer detailed to keep it.
3. Commanders Diaries will conform with the rules for drafting orders given in "Staff Duties (Australia)", Chapter 2, Section 12.

RESPONSIBILITY

During Non-operational Periods

4. A Commanders Diary is to be compiled by commanders of all formations.

During Operational Periods (1)

5. A Commanders Diary is to be compiled in duplicate by:
 - a. Commanders of all formations.
 - b. Each branch of the staff at formation headquarters commanded by a brigadier or above.
 - c. Heads of services not below the rank of lieutenant colonel.
 - d. Personal staffs and officers holding special appointments.
 - e. Unit commanders.
 - f. Commanders of a detachment of a unit when so ordered.

COMPILATION

6. Both original and duplicate copies are to consist of:
 - a. Cover (AF C 2119) (Adapted).
 - b. Index as printed on cover.
 - c. Narrative (AF C 2118) (Adapted).
 - d. Annexes as shown in the Index.
7. All details of the unit or formation (if a detachment is concerned, the name of the parent unit), period covered and enclosure numbers of the annexes are to be shown on the cover. If there has been a change of command since the last report, the date of assumption by the new commanding officer is to be included.
8. The annexes are to be assembled in the groups shown on the cover. If there are no enclosures for an annex NIL will be entered on the cover. If additional annexes are convenient for a particular headquarters the relevant papers should be grouped as annexes starting at B.
9. Documents concerned with future planning for operations form Annex "Z", "TOP SECRET Supplementary Diary" of the formation originating the document. It is to be prepared and disposed of as shown in Paragraph 16.

CONTENTS

10. The diary is to contain:
 - a. Changes in command, (giving place names as well as map references), establishment, equipment and organization.
 - b. Information received, decisions made and orders given.
 - c. Where applicable, a short summary of the day's fighting, including company movements.
 - d. Opinions and recommendations of the commander with regard to equipment, tactics, organization and morale.
 - e. Progress of defensive works.
 - f. Weapon state.
 - g. Weather and ground conditions, if of potential importance.
 - h. Major causes and number of casualties to officers, men and equipment.
 - i. A note of all prisoners and enemy equipment captured.
 - j. A statement showing how the unit was employed in the time not accounted for. The type of training, etc, should be specified.
11. In order to ensure accuracy and completeness and to save work as much information as possible is to be included in annexes consisting of copies of documents issued and received, routine returns, etc. All annexes are to be referred to in the column provided and the time of receipt or despatch is to be given.
12. The narrative is to supplement and connect the annexes, but need not give a precis of any of them.

(continued on back cover)

COMMA **DISPOSAL** ARIES

13. **Original Commander's Diary.** This is to be forwarded monthly, unless otherwise ordered, by the seventh day of the succeeding month direct to AHQ.

14. **Duplicate Commander's Diary.** This must be clearly marked as a duplicate. It is to be sent separately from the original to AHQ one month after the original has been despatched but not before the former has been acknowledged.

15. When overseas, both copies of diaries are to be sent through the Army Records organization in the overseas theatre but at different times.

16. **TOP SECRET Supplementary Diaries.**

a. The documents referred to in Paragraph 9 together with a list of them made out on AF C 2118 (Adapted) must be placed in separate cover (AF C 2119) (Adapted). All details must be filled in and the cover clearly marked in red: "ANNEX Z — OFFICER ONLY". It may be convenient to group the papers by appendices.

b. Supplementary diaries must be forwarded under the normal rules for TOP SECRET correspondence, to AHQ. The inner envelope must be plainly marked:

TOP SECRET
ANNEX Z to

Commanders Diary of.....(Formation or Unit)

From.....to.....(Dates)

c. The duplicate supplementary diaries must be despatched as shown in Paragraph 14 as soon as receipt of the original has been acknowledged.

1. Commanders of a detachment of a unit when so ordered.

COMPILATION

6. Both original and duplicate copies are to consist of:

- a. Cover (AF C 2119) (Adapted).
- b. Index as printed on cover.
- c. Narrative (AF C 2118) (Adapted).
- d. Annexes as shown in the index.

7. All details of the unit or formation (if a detachment is concerned, the name of the parent unit), period covered and enclosure numbers of the annexes are to be shown on the cover. If there has been a change of command since the last report, the date of assumption by the new commanding officer is to be included.

8. The annexes are to be assembled in the groups shown on the cover. If there are no enclosures for an annex NIL will be entered on the cover. If additional annexes are convenient for a particular headquarters, the relevant papers should be grouped as annexes starting at 8.

9. Documents concerned with future planning for operations form Annex "Z", "TOP SECRET Supplementary Diary" of the formation originating the document. It is to be prepared and disposed of as shown in Paragraph 16.

CONTENTS

10. The diary is to contain:

- a. Changes in command, (giving place names as well as map references), establishment, equipment and organization.
- b. Information received, decisions made and orders given.
- c. Where applicable, a short summary of the day's fighting, including company movements.
- d. Opinions and recommendations of the commander with regard to equipment, tactics, organization and morale.
- e. Progress of defensive works.
- f. Weapon state.
- g. Weather and ground conditions, if of potential importance.
- h. Major causes and number of casualties to officers, men and equipment.
- i. A note of all prisoners and enemy equipment captured.
- j. A statement showing how the unit was employed in the time not accounted for. The type of training, etc, should be specified.

11. In order to ensure accuracy and completeness and to save work as much information as possible is to be included in annexes consisting of copies of documents issued and received, routine returns, etc. All annexes are to be referred to in the column provided and the time of receipt or despatch is to be given.

12. The narrative is to supplement and connect the annexes, but need not give a précis of any of them.

This form is to be enclosed with the annexes in AF-C 2119 (Adapted).

COMMANDERS DIARY NARRATIVE

AF - C 2118 (Adapted)

Revised Jun, 1965

MONTH AND YEAR March 1971

REFERENCE MAP High Range Trg Area(Special) 1:50,000
Bowling Green Bay 1:100,000
Townsville 1:100,000
 Event or information

UNIT/FORMATION 6 RAR

COMMANDING OFFICER Lt Col D Drabsch,
MBE

Place and grid reference	Date	Time	Annex letter and enclosure number
	1 March	A Coy Training Programme	H 1
	"	Sig Pl Training Programme	H 2
	"	Aslt Pnrs Training Programme	H 3
	"	Mor Pl Training Programme	H 4
	"	Anti-Tank Pl Training Programme	H 5
	3 March	6 RAR Routine Orders 59/64	L 1
	4 March	Conservation of Training Areas	H 6
	5 March	Exercise "Spec Trek"	H 7
	"	Message Form "Whithnall Rifle Range"	H 8
	8 March	25 m Range Shoot - 12 Mar - General Instruction	H 9
	"	A Coy Training Programme	H 10
	9 March	Skill at Arms Competition	H 11
	"	Duties of Ops Offr/IO	H 12
	"	Exercise "Octopus 1" - General Instruction	H 13
	"	Mortar Shoot 22-26 Feb - Debrief and Lessons Learnt	H 14
	11 March	A Coy Admin Instruction 2/71	H 15
	"	Immunization Programme for Dependants	H 16
	"	6 RAR Routine Orders 65/72	L 2

1 B P Coy—275/65—55m

This form is to be enclosed with the annexes in AF - C 2119 (Adapted).

COMMANDERS DIARY NARRATIVE

AF - C 2118 (Adapted)
Revised Jun, 1965

UNIT/FORMATION 6 RAR

MONTH AND YEAR March 1971

REFERENCE MAP High Range Trg Area (Special) 1:50,000
Bowling Green Bay 1:100,000
Townsville 1:100,000
Event or information

COMMANDING OFFICER Lt. Col. D. Drabsch,

MBE

Place and grid reference	Date	Time	Event or information	Annex letter and enclosure number
	12 March		6 RAR Training Forecast - Apr 77	H 17
	15 March		A Coy Training Programme	H 18
	17 March		Regimental Funds Committee Meeting	H 19
	"		6 RAR Routine Orders 73/79	L 3
	19 March		Amendment to 6 RAR Training Forecast	H 20
	22 March		Message Form - Briefing in Singapore	H 21
	23 March		Message Form - Internal Security Training	H 22
	24 March		Additional Safety Instructions Ex "Octopus 1"	H 23
	"		6 RAR Routine Orders 80/86	L 4
	26 March		Field Firing Ex - High Range	H 24
	29 March		Field Firing High Range	H 25
	30 March		Dental Examinations for 6 RAR Dependents	H 26
	"		Immunization Programme for Dependents	H 27
	"		Ex "MATA IKAN"	H 28

TRAINING PROGRAMME - A COY 6 RAR1 - 5 MAR 71

SERIAL	DAY - DATE	TIMINGS	SUBJECT	INSTRUCTOR	LOCATION	METHOD	REMARKS
1	Mon 1 Mar		Bn Duties	-	-	-	-
2	Tue 2 Mar		APC Trg	All	Mt Stuart Area	-	Mor Pl Attached
3	Wed 3 Mar		Bn Activities Sport	-	-	-	-
4	Thu 4 Mar	0800-0830	Coy Pde	All	Lines		
5		0840-1100	Voice Procedure	Sig Pl	Lecture Room Close Trg Area	Lecture Practical	Requirements include a. 9 X 25 sets b. Assistance from Sig Pl
6		1110-1230	Fire Sp Techniques	To be Advised	Lecture Room	Lecture	
7		1330-1500	Mine Field Incidents	Aslt Pnrs	Lecture Room Close Trg Area	Lecture Demonstration	
8		1510-1630	Ambush Techniques	OC	Lecture Room	Lecture	
9	Fri 5 Mar	0800-0830	Coy Pde	All	Lines	-	-
10		0900-15	25M Range	All	Range	-	Concurrent Trg to include: a. Claymore Mine b. M79 c. M72 d. Individual tests
11		1615-	Wpn Inspection	All	Lines		

6 RAR SIGNALS PLATOON
TRAINING PROGRAMME
MARCH 1971

Serial	Day/Date	Timings	Subject	Location	Staff	Remarks
1.	Mon 1 Mar	010600-02-600	APC Training	Mt Stuart	Coy	
2.	Tue 2 Mar	0830-1000	Revision Comms Security	Morse Room	Cpl. Akell	
3.		1015-1200	Revision VP	" "	Cpl. Harris	
4.		1330-1500	Call Signs, Arm Indicators	" "	Lcpl. Smith Lcpl. Robinson	
5.						1500hrs dismissal
6.	Wed 3 Mar	0800-1200	Regt. Training		CSM	
7.		1330-1600	Sport		2lt Valentine	
8.	Thu 4 Mar	0830-1000	DP1 Check	Pl. Lines		
9.		1015-1200	Accomodation Maintenance	" "		
10.		1330-1500	Morse Training	Morse Room	Sgt. Wilczek	
11.		1500-1600	P.T./ Sport		CSM	
12.	Fri 5 Mar		STAND DOWN			
13.	Mon 8 Mar	0830-1000	Target Indication	Coy Trg Area	Lcpl. Gostynski	
14.		1015-1200	Revision VP	Morse Room	Cpl. Kroon	Radio Net, Calling & Answering
15.		1330-1500	Organization Inf. Bn.	" "	Cpl. Akell	
16.		1500-1600	P.T / Sport		CSM	
17.	Tue 9 Mar	0830-1100	Line Revision	Morse Room	Cpl. Kroon	
18.		1110-1200	Code Revision	" "	Cpl. Akell	
19.		1330-1500	Antenna Theory	" "	Capt. Thompson Sgt. Wilczek	
20.		1500-1600	P.T / Sport		CSM	

21.	Wed 10 Mar	0830-1200	Regt. Training		CSM	
22.		1330-1600	Sport		2lt Valentine	
23.	Thu 11 Mar		Dental / Coy Activities			
24.	Fri 12 Mar	0830-1000	VP Revision	Morse Room	Cpl. Harris	
25.		1015-1100	Characteristics VHF Radio	" "	Cpl. Akell	
26.		1110-1200	Revision HF Radio	" "v	Lcpl. Gostynski " Robinson	
27.		1330-1500	Revision 22A S/Board	Coy. Trg. Area	All	To incl Tele Ex.
28.		1500-1600	PT/ Sport		CSM	
29.	Mon 15 Mar - Fri 19 Mar		Bn. Duties		CSM	
30.	Mon 22 Mar	0830-1200	Weapon Training	Coy. Trg. Area	All	
31.		1330-1600	Swimming	Area Pool	Pl Comd	
32.	Tue 23 Mar	0830-1000	Map Reading, Intervisibility	Morse Room	Cpl. Kroon	
33.		1015-1200	Message Writing	" "	Cpl. Akell	
34.		1330-1500	Morse Training	" "	Sgt. Wilczek	
35.		1500-1600	PT / Sport		CSM	
36.	Wed 24 Mar	0830-1200	Regt. Training		CSM	
37.		1330-1600	Sport		2lt Valentine	
38.	Thu 25 Mar	0830-1000	Pl. Admin.	to be advised		To Incl. wpn cleaning
39.		1015-1200	Accomodation Maintenance	Pl. Lines		
40.		1330-1500	Weapon Training	Coy. Trg. Area		
41.		1500-1600	PT / Sport		CSM	
42.	Fri 26 Mar	0830-1000	Revision ANGRA39 Theory	Morse Room	Cpl. Harris	
43.		1015-1100	ANGRA39 Practical	" "	All	
44.		1110-1200	Voice Procedure	" "	All	
45.		1330-1500	Morse Training	" "	Cpl. Akell	
46.		1500-1600	PT / Sport		CSM	
47.	Mon 29 Mar - Fri 2 Apr.		Route March, Adventure Training	Houghton River	Coy	

30.	Thursday	250830- 1200	Ammunition - all aspects	MI Bldg	Pl Comd/Sgt
31.		1330- 1600	Hel familiarization	AC Mock up Close trg area.	Pl Comd/Sgt
32.	Friday	260830- 1000	Testing and adjusting sights	Mor Area	Pl Sgts
33.		1030- 1200	Maintenance	Mor Store	Pl Sgt
34.		1330- 1500	Plotting problems	MI Block	Pl Comd/Sgts
35.		1500- 1600	PT		CSM
36.	Monday	290830- 1200	Sub calibre training and maintenance	Mor area	Pl Sgts
37.		1330- 1600	Preparation for Adventure Training.	Coy Lines	Coy
38.	Tuesday Wednesday	300800- 311600	Adventure Training Houghton River		Coy

COND 7K14(3)

TRAINING PROGRAMME
ASLT PWR PL SP COY 6 RAR
MARCH 1971

Serial (a)	Day (b)	Date/Time (c)	Detail (d)	Location (e)	Staff (f)	Remarks (g)
1.	Monday	010600- 020545	APC Training	Mt Stuart Area	Coy & 2 Cav	Separate Instr to be issued.
2.	Tuesday	020600- 0900	Weapon Maintenance Breakfast Pl Admin	Pl Area	Pl	L&D in by 0900 to CQMS
3.		0930- 1200	NPI checks and weapon training	Close Trg Area	ACM, VEB RPW.	
4.		1330- 1500	Stores maintenance and cleaning,		Pl	1500 dismissal
5.	Wednesday	030830- 1000	Drill	Bn Pde Ground	ACMc	
6.		1000- 1120	Reserved			
7.		1120- 1200	CO's Hour/Church Parade	MI Bldg	CO	
8.		1330- 1600	Sport			
9.	Thursday	040830- 1200	Care and use of carpenters tools Timberjoints	Carpenter shop	VEB	
10.		1330- 1500	Types of timber, care, and use	Carpenter Shop	VEB	
11.		1500- 1600	PT			
12.	Monday	080830- 1500	Concreting form work	Close Trg Area	VEB,RPW	
13.		1500- 1600	PT			

14.	Tuesday	090830- 1200	Construction of drainage pits, latrines, sullage	MI Bldg	ACMc, RPW VEB	
15.		1330- 1500	Construction of CPs, RAPs Tropical Huts	MI Bldg	ACMc, RPW VEB	
16.		1500- 1600	PT			
17.	Wednesday	100830- 1200	Make & Mord. DPI Processing	Pl Lines	ACMc	Thursday 11 Mar, Dental DPI. 12 Mar 71 TBA.
18.		1330- 1600	Sport			
19.	Monday	220830- 1200	Care and Maintenance of stores	Pl Stores	RPW, VEB	
20.		1330- 1500	Knots & Lashes	Close Trg Area	BER, IDC	
21.		1500- 1600	PT	Close Trg Area	ACMc	
22.	Tuesday	230830- 1600	CES Check	Store		
23.	Wednesday	240830- 1000	Map Reading	MI Bldg	ACMc	1000-1200 Reserved
24.		1330- 1600	/ Sport			
25.	Thursday	250830- 1000	Traversing and Navigation	MI Bldg	ACMc	Revision lecture.
26.		1030- 1200	Traversing	Close Trg Area	Pl	
27.		1330- 1500	Fire Orders, Fire & M - trench	Close Trg Area	Pl	Revision
28.		1500- 1600	PT			
29.	Friday	260830- 0930	Kit Check	Pl Lines	ACMc	

28.	Friday	260930- 1130	Lecturettes	MI Bldg		Each member to give a short lecture on a given subject.
29.		1130- 1200	Pigners as instructors	MI Bldg		Prelude to short unit course
30.		1330- 1410-	Why we learn	MI Bldg	VBE	
31.		1415- 1500	The art of good listening	MI Bldg	ACMc	
32.		1500- 1600	Preparation & Planning	MI Bldg	RPW	
33.	Monday	290800- 1600	Preparation for Ex "Adventure 1"	Pl Lines	Pl	
34.	Tuesday 30- 0800 Wednesday 31 1600 '71		Ex "Adventure 1"	Houghton River	Coy	Details to be advised

TRAINING PROGRAMME
MOR PL SP COY 6 RAR
MARCH 1971

ISECT ^{COMD} ^{DIARY(3)}

Serial (a)	Day (b)	Date/Time (c)	Detail (d)	Location (e)	Staff (f)	Remarks (g)
1.	Monday	010600- 020545	APC training	Mt Stuart	Coy & 2 Cav	Separate Instr to be issued.
2.	Tuesday	020600- 1200	Weapon maintenance Breakfast Pl Admin	Pl area	Pl	L&Ds in by 0900 to CQMS
3.		1330- 1500	DPI processing	Pl area	Pl	Dismissal at 1500.
4.	Wednesday	030830- 1115	CSM's parade	Coy Area	Coy	
5.		1120- 1200	CO's hour	MI Bldg	CSM	
6.		1330- 1600	Sport	Sports Fields	2lt Valentine	
7.	Thursday	040830- 1200	Mor Drills M68	4 RAR M68 range	Pl	
8.		1330- 1500	Maintenance	Mor Store	Pl	
9.		1500- 1600	PT	Coy Lines	Coy	
10.	Friday	050800- 1600	Stand Down			
11.	Monday	080830- 1500	Navex & Voice Procedure training	Reentrant Area	Pl Comd	1 OxANPRC 25 Sets required.
12.		1500- 1600	PT		CSM	
13.	Tuesday	090830- 1500	Inf Minor Tactics	Reentrant Area	Pl Comd	3xANPRC 25 sets required.

14.		1500- 1600	PT		CSM	
15.	Wednesday	100830- 1200	CSM's parade	Coy Area	CSM	
16.		1330- 1600	Sport	Sports Fields	2lt Valentine	
17.	Thursday	110830- 1600	Dentals, EIs preparation	Pl Lines	Pl	Details to be advised
18.	Friday	120830- 1200	Pl Drills M68	4 RAR M68 Range	Pl Comd	
19.		1330- 1500	Maintenance	Mor Store	Pl Sgt	
20.		1500- 1600	PT		CSM	
21.	Monday	220830- 1200	DP1 processing	Mor Lines	P ₁	
22.		1330- 1500	EIs/Barrack Stores preparation	Mor Lines	Pl	
23.		1500- 1600	PT	Coy Lines	Coy	
24.	Tuesday	2230830-	1 Sect to Cairns to 51 RQR			Separate Instruction to be issued.
25.		230830- 1200	Voice procedure revision	Mor Area	Pl Comd/Sgt	
26.		1330- 1500	Maintenance	Mor Store	Pl Sgt	
27.		1500- 1600	PT		CSM	
28.	Wednesday	240830- 1200	Admin		CSM	
29		1330- 1600	Sport	Sports Fields	2lt Valentine	

TRAINING PROGRAMME
AMTI TANK PL SP COY 6 RAR
MARCH 71

Serial (a)	Day (b)	Date/Time (c)	Detail (d)	Location (e)	Staff (f)	Remarks (g)
1.	Monday	010600- 020545	APC Training	Mt Stuart Area	Coy & 2 Cav	Separate Instr to be issued
2.	Tuesday	020600- 1000	Weapon Maintenance Breakfast Pl Admin	Pl Area	Pl	L&Ds to CQMS by 0900.
3.		1030- 1110	Ambush (Conduct)	MI Block	MJE	Lecture
4.		1120- 1200	Ambush (Prep and Orders)	MI Block	MJE	
5.		1330- 1415	Issue of Orders	MI Block	MJE	
6.		1430- 1500	Practice ambush	Sports Fields	MJE	1500 dismissal
7.	Wednesday	030830- 1115	CSM's Parade	Coy	CSM	
8.		1120- 1200	CO's hour	MI Bldg	CSM	
9.		1330- 1600	Sport	Sports Fields	2lt Valentine	
10.	Thursday	040830- 1200	Wiring a. Lecture on obstacles b. Practical	Coy Area	Pl	Pnr assistance required.
11.		1330- 1500	Tracking Trg	Arty Demo	Pl	
12.		1500- 1600	PT	Coy Lines	Coy	

TRAINING PROGRAMME
AMPI TANK PL SP COY 6 RAR
MARCH 71

Serial (a)	Day (b)	Date/Time (c)	Detail (d)	Location (e)	Staff (f)	Remarks (g)
1.	Monday	010600- 020545	APC Training	Mt Stuart Area	Coy & 2 Cav	Separate Instr to be issued
2.	Tuesday	020600- 1000	Weapon Maintenance Breakfast Pl Admin	Pl Area	Pl	I&Ds to CQMS by 0900.
3.		1030- 1110	Ambush (Conduct)	MI Block	MJE	Lecture
4.		1120- 1200	Ambush (Prep and Orders)	MI Block	MJE	
5.		1330- 1415	Issue of Orders	MI Block	MJE	
6.		1430- 1500	Practice ambush	Sports Fields	MJE	1500 dismissal
7.	Wednesday	030830- 1115	CSM's Parade	Coy	CSM	
8.		1120- 1200	CO's hour	MI Bldg	CSM	
9.		1330- 1600	Sport	Sports Fields	2lt Valentine	
10.	Thursday	040830- 1200	Wiring a. Lecture on obstacles b. Practical	Coy Area	Pl	Pr assistance required.
11.		1330- 1500	Tracking Trg	Arty Demo	Pl	
12.		1500- 1600	PT	Coy Lines	Coy	

26.	Friday	121420- 1500	Clearances, Arty/Mor procedures, Characteristics of Sp Wpns 105mm, 155mm	MI Block	TBA
27.		1500- 1600	PT	Coy Area	Coy
28.			15-21 Bn Duties		
29.	Monday- Friday	220800- 261600	Tracking assistance to D Coy 6 RAR	Mt Spec	All Instr to be issued
30	Monday Wednesday	290800- 311600	Route March - "Adventure Trg"	Houghton River	All

ORDERS FOR SOLDIERS IN CLOSE ARRESTGeneral

1. The following orders are to be observed in respect of all soldiers committed to the 6 RAR Guard Room in close arrest. The Guard Commander is responsible for their implementation and for informing the detainees of all restrictions contained in these orders.
2. The number, rank and name of every soldier received into close arrest, also the number, rank and name of the person by whom he is charged and who is committing him, plus the offence, it is to be entered on the Guard Report. If an AAF - A4 is not received at the time of committal, a verbal report of the alleged offence is to be obtained and the details are to be entered on the Guard Report.
3. It is the duty of the Guard Commander to inform the detainee of the offence he has been charged with and the rank and name of the person who has committed him into close arrest. Or in accordance with AMR & O 358, have an officer or an NCO inform the detainee of the charge against him.
4. The preliminary hearing of the charge should take place within 48 hours of committal to the Guard Room. If this does not occur within 48 hours the Guard Commander is to report the fact in the Guard Report in accordance with AMR & O 359.

Medical

5. The Governor or Commandant of a military prison or place of detention will ensure that no soldier is subjected to any punishment which in the opinion of the medical officer the soldier is not fit to undergo.
6. The RMO is to visit all soldiers in close arrest daily and the fact is to be recorded in the Visitors Book and the Guard Report. The RMO should visit all soldiers on their being committed into custody.

Other Visitors

7. A soldier in close arrest may see a Padre of his denomination on request. This is to be recorded in the Visitors Book. On NO account is a soldier in custody to be taken from the cells to go to Church. All other visitors are to be referred to the RP Sergeant.

Phone Calls

8. No soldier in close arrest is to make or receive phone calls.

Property

9. All valuables and personal effects are to be removed from a soldier in close arrest and noted in the Property Book, which is maintained by the 6 RAR RP Section. The property is then to be placed in the security cabinet in the RP office.

Reading Material

10. The only reading material permitted is the Holy Bible.

Clothing

11. Only issue clothing is to be worn.

Bedding

12. Bedding consistent with the weather conditions is to be issued. Soldiers committed for drunkenness shall have their bedding withheld, except when the weather is cold, or where they may suffer if left without bedding, also their boots/shoes will be removed.

Smoking

13. There are 5 smoking parades a day, each of ten minutes duration. These are to be conducted under the supervision of an RP or the Guard Commander. The detainee will stand at the door of his cell which shall be open. On completion of the parade, the person conducting it will collect all cigarette butts and then lock the cell doors.

Meals

14. All meals will be eaten in the cells. The detainees will then wash their plates and cutlery under supervision. The detainee shall receive the same rations and messing as if he were not under confinement.

Daily Routine

15. 0600 Reveille - Sundays, Christmas Day and Good Friday 0630
0602 Strip beds of bedding.
0605 Morning ablutions.
0630 Clean SAL and cells.
0745 Breakfast.
0800 Smoking parade.
0810 Fold bedding in prescribed manner.
0900 - 0930 Exercise.

1230

1015 Smoking parade.
1200 Ablutions.
1215 Lunch.
1230 Smoking parade.
1530 Smoking parade.
1700 Ablutions.
1720 Clean SAL.
1730 Evening meal.
1745 Smoking parade.
1800 Replace bedding.
1830 - 2030 Read (Bible only) or letter writing.
2040 Prepare to retire.
2100 Lights out.

Comds Diary

(3x)

File No: R94/1/1


6 RAR
Lavarack Barracks
TOWNSVILLE 4813

4 Mar 71

List D less serials 18 - 21

CONSERVATION OF TRAINING AREAS

1. The attached Annex is to be brought to the attention of all Officers and NCO's.
2. Officers drafting exercise instructions are to ensure that the instructions contained in the Annex are incorporated in their own exercise instructions.



(M.J. HARRIS)

Maj

Ops Offr

Annex: A. Conservation of Training Areas.

CONSERVATION OF TRAINING AREAS

General

1. This Annex is to be read in conjunction with any additional restrictions listed in:
 - a. SOs for Mount Stuart Trg Area;
 - b. SOs for High Range Trg Area; and
 - c. Special approval notices for use of Dept of Forestry Lands.
2. The details of conservation land contained within this instruction is to be applied to all land allotted for training whether it be:
 - a. Surrounds of Barracks and depots;
 - b. Army training areas;
 - c. Proclaimed land;
 - d. Permissive occupancy: Dept of Forestry; or
 - e. Private Property.

Protection of Flora

3. Preparation of new FSBs and LZs are to be kept to the minimum. Wherever possible the area allotted or selected for these clearings should be in the sparsely timbered areas and once constructed should be used for other exercises. Clearance from Bn HQ is required before cleaning commences.
4. No trees or saplings greater than 3 inches are to be cut, ring barked or lopped without permission from HQ 3TF.NQ Area.
5. Troops will not remove, cut or otherwise destroy native plants such as orchids, staghorns or crows nest.
6. Burning off of camp areas is not permitted.
7. All field firing ranges are to be rostered for use to prevent the destruction of foliage.

Fauna Protection

8. There is to be no hunting, trapping or shooting of native animals, birds or wild life within any training area.
9. Cattle, horses and other livestock within the training areas are not to be molested.

Soil Conservation

10. Except in areas prescribed as permanent defensive positions, weapon pits, gun pits and defences are to be filled in on completion of the exercise.
11. All sandbags are to be emptied and timber stakes, etc, removed from holes before they are filled in. Holes are to be heaped up to make allowance for the natural subsidence of the fresh earth.

2.

ANNEX A TO 6 RAR
R 94 / 1 / 1
DATED 4 Mar 71

12. Every effort is to be made by units using the training areas to prevent soil erosion resulting in activities such as the construction of field defences and vehicle tracks.

Comds Diary
(3x)

6 RAR
Lavarack Barracks
TOWNSVILLE 4813

5 Mar 71

R84/1/140

See Distribution List

EXERCISE SPEC TREK

- References:
- A. Map Series R733, Mount Spec, Sheet No 8160-III, Edn 1, 1:50,000.
 - B. Map Series R733, Paluma, Sheet No 8159-IV, Edn 1, 1:50,000.

General

1. The Intelligence Section, 6 RAR will conduct a navigation and intelligence section exercise in the Mount Spec Area bounded by grid references 1222, 1217, 2022 and 2017, during the period 8 - 11 Mar 71.

Aim

2. To practice and confirm the following:
 - a. Voice procedure.
 - b. Map Reading and Navigation.
 - c. CP Recording.

Personnel

3. The following will attend:
 - a. Intelligence Sergeant.
 - b. Intelligence Corporal.
 - c. Intelligence Dutymen (5 Ptes).
 - d. Company Intelligence Dutymen (3 Ptes).
 - e. Signaller 1 x Pte.
 - f. Driver 1 x Pte.

Base Camp

4. A base camp will be located at G.R. 165189. (LZ available at that grid.)

Timetable

5. A timetable is at Annex A.

Stores

6. Stores list is at Annex B.

/ Transport

Transport

7. The following are the transport requirements:
- a. 2 x 3/4 ton Land Rovers depart Lavarack Barracks (Sp Coy HQ) at 0830 hrs 8 Mar 71.
 - b. One vehicle remains **base** camp (165189) as safety vehicle. Remaining vehicle returns Lavarack Barracks on completion of task sub para 7 a above.
 - c. Safety vehicle and 1 x 3/4 ton Land Rover depart base camp (165189) at 1000 hrs 10 Mar 71, return Lavarack Barracks.

Safety

8. 43498 Sgt P. R. Buttigieg is appointed Safety Officer for the duration of the exercise.

Rear Link

9. A safety net is to operate from Mt Spec to 6 RAR. The radio set is to be open on a 24 ~~hour~~ basis at Lavarack Barracks (located in the 6 RAR Guard room from 1600 hrs to 0800 hrs daily.)
10. A schedule, once every 4 hours on the even hour is to be maintained at Mt Spec from 0600 to 1800 hrs daily.

Medical

11. The safety officer, Sgt P.P. Buttigieg is qualified (medical) Gp 9. A first aid kit is to be carried.

Rubbish

12. All rubbish is to be removed from the area on the completion of the exercise.

Rations

13. 3 days x 24 hr combat packs per man.

Dress

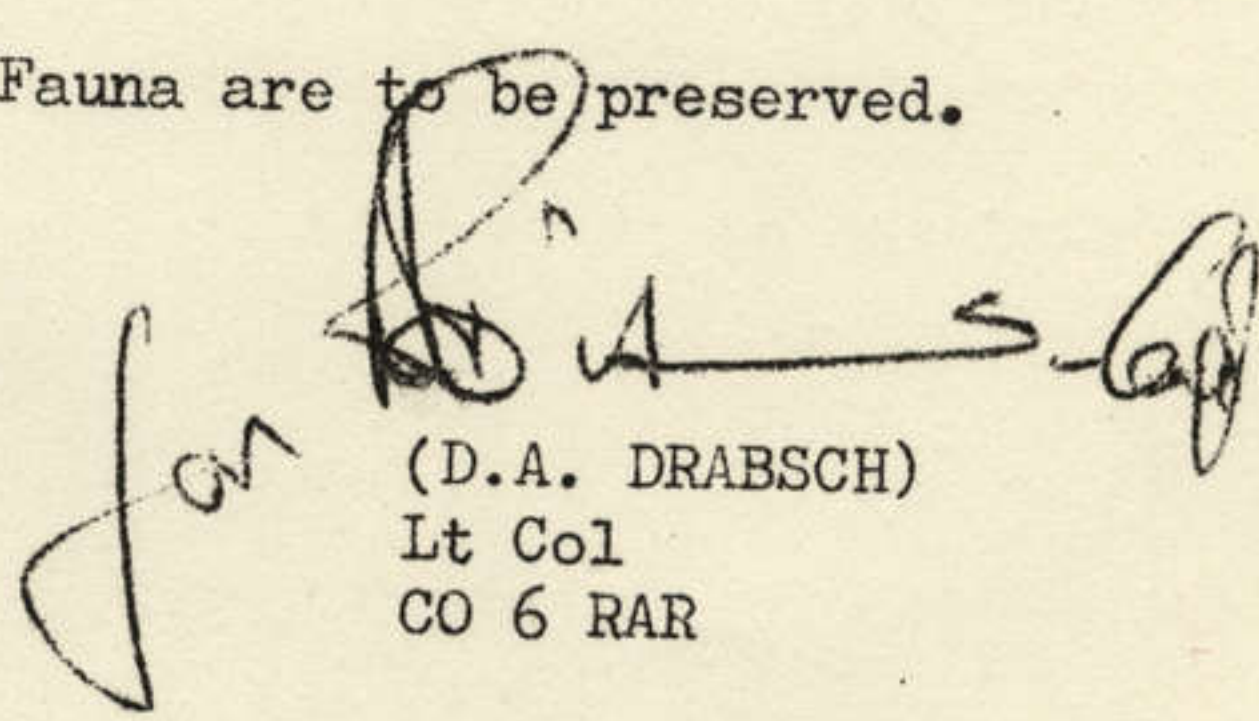
14. Field Order is to be worn.

Radio Diagram

15. Annex C.

Timber

16. No timber is to be cut. Flora and Fauna are to be preserved.

for

 (D.A. DRABSCH)
 Lt Col
 CO 6 RAR

Annexes: A. **Time Table.**
B. **Stores List.**
C. **Radio Diagram.**

Distribution:

HQ 3TF/NQ Area (3)

For Information:

4 RAR

Internal:

A Coy
B Coy
D Coy
Sp Coy
Admin Coy
CO
2IC
Ops Offr
Adjt
IO (4)
QM
Tpt Offr
WO Caterer
Comd Diary (3)
File

TIMETABLE

Serial (a)	Day Date (b)	Timings (c)	Subject (d)	Location (e)	Remarks (f)
1	Mon 8 Mar 71	0730	Parade	Sp Coy HQ	Check stores required are loaded on vehicle.
2	Mon 8 Mar 71	0830	Depart Lavarack Bks	Sp Coy HQ	
3	Mon 8 Mar 71	1100	Arrive Mt Spec	G/R 165189	
4	Mon 8 Mar 71	1100-1300	Lunch Estb camp	G/R 165189	
5	Mon 8 Mar 71	1300-1700	Voice Procedure Numerical Codes Identity of Inf Bn call signs	G/R 165189	
6	Tue 9 Mar 71	0700-1000	Navigation and Track plotting	100 metre radius of base camp	3x2 man syndicates each with radio AN PRC25. Control stn at Base Camp.
7	Tue 9 Mar 71	1000-1100	Air Recce	Outer areas	Areas up to 4000 metres from base camp.
8	Tue 9 Mar 71	1100-1700	Track Plotting Navigation	Outer areas	As per serial 6
9	Tue 9 Mar 71	1700-1800	Transfer all map conections to master map	Base camp	
10	Wed 10 Mar 71	0700-0900	Spare	Base camp	
11	Wed 10 Mar 71	0900-1000	Pack up - Depart Lavarack Barracks	Base Camp	
12	Wed 10 Mar 71	1200	Arrive Lavarack Barracks	N/A	

TIMETABLE

(a)	(b)	(c)	(d)	(e)	(f)
13	Thu 11 Mar 71	0800-1000	Construct Trace of all map corrections	Int Section	Dispatch one copy to TF, one to 4 RAR Correct Internal maps IOs Office
14	Thu 11 Mar 71	1015-1045	Ex De-Brief	Int Section	Int Trg Tue 23 Mar 71

STORES REQUIREMENT

1. Coy Stores

a.	Cans water seal plastic	4
b.	Table FS	1
c.	Tent 11' x 11'	4
d.	Stools camp folding	4
e.	Torches hand held	4
f.	CP Lights	2
g.	Picks	1
h.	Shovels	1
i.	Sandbags	12
j.	Medical Kit	1
k.	Marker Panels	1
l.	Smk Grenades	6
m.	Misc Stationary	Qty

2. Personal Issue

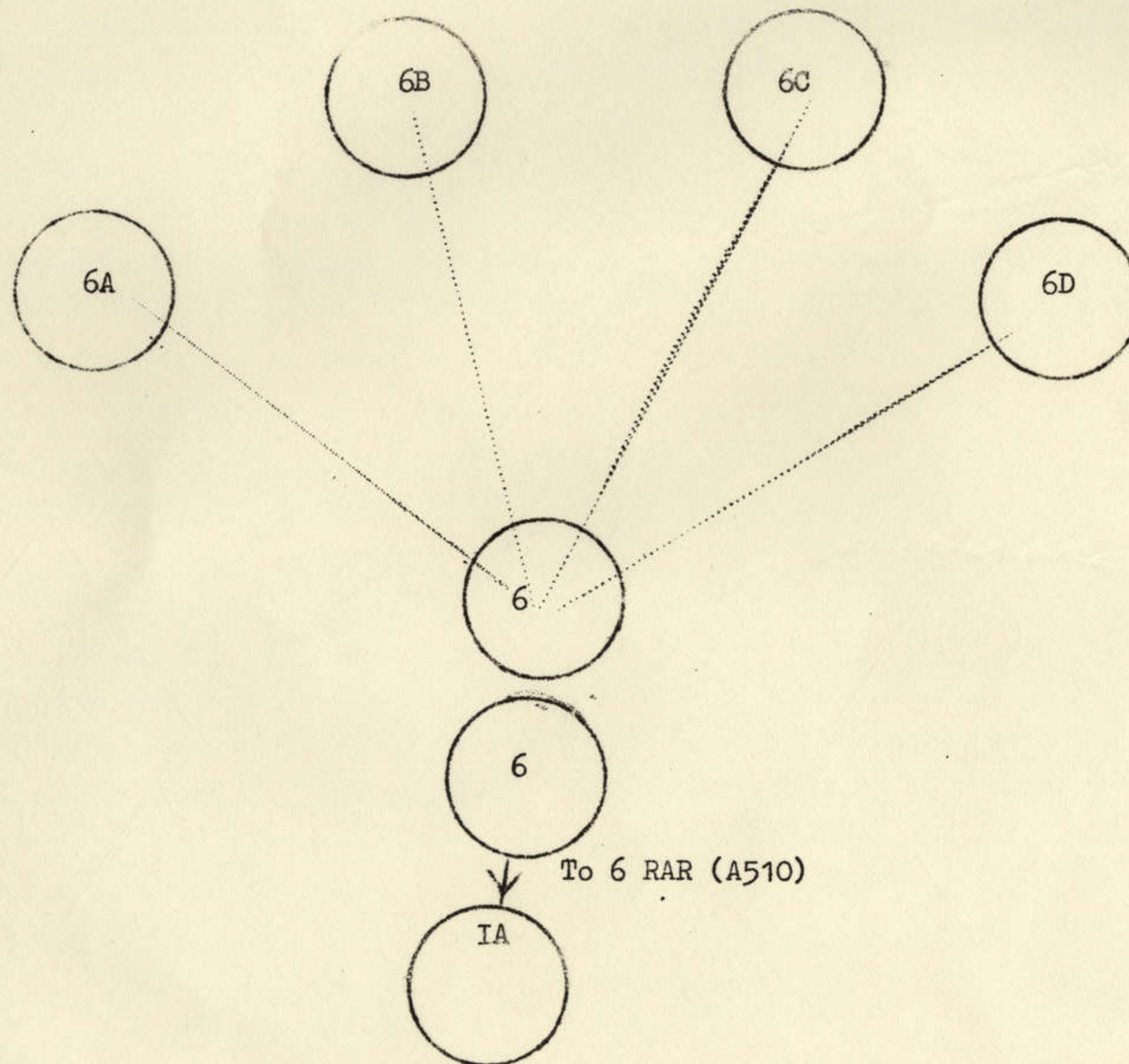
a.	24 hr Ration packs	3 days
b.	Hexamine	3 days
c.	Insect Repellant	1 bottle
d.	Anti mite	1 bottle
e.	Sterilization tablets	1 tin
f.	Compass Mils Prismatic	1
g.	Protraction semi circular RA 6"	1
h.	Maps Mt Spec 1:50,000	1
i.	Maps Paluma 1:50,000	1

3. Radio Equipment

a.	Radio sets AN PRC 25	6
b.	Radio Sets A510	1
c.	Antennae Lightweight 28-76 MHZ	6
d.	Anera 39	1
e.	Rells CE 11	1
f.	Batteries AN PRC 25	12
g.	Batteries A510	2 sets
h.	Batteries torch lite	8

FREQUENCIES TO BE ADVISED

ANNEX C TO 6 RAR
R 14
DATED 5 MAR 71



AUSTRALIAN MILITARY FORCES

Comds Diary
(3x)

MESSAGE

PRECEDENCE-ACTION ROUTINE	PRECEDENCE-INFO ROUTINE	DATE-TIME GROUP 051000K MAR 71	MESSAGE INSTRUCTIONS
FROM 6 RAR			PREFIX GR
TO LIST A			SECURITY CLASSIFICATION UNCLAS
INFO			ORIGINATOR'S NUMBER TRG 234

WHITHNALL RIFLE RANGE . THIS RANGE IS NOW CLOSED TO UNITS . THE CLASSIFICATION RANGE IN THE MT STUART RANGE COMPLEX IS NOW TO BE USED . PREVIOUS REQUESTS FOR RANGE BOOKINGS HAVE BEEN TRANSFERRED TO THE MT STUART RANGE BY TF

Pages 1 of 1 pages CLASSIFIED NO DRAFTER'S NAME & TELE NO FILE NO DATE APPOINTMENT

HARRIS OPS OFFR 7456 735/1/2

RELEASING OFFICER'S SIGNATURE AND RANK

[Handwritten Signature] MAJ

COMPS DIARY

A Coy 6 RAR
Lavarack Barracks
TOWNSVILLE QLD 4813

8 Mar 71

25 METRE RANGE SHOOT 12 Mar 71

GENERAL INSTRUCTION

References : A. Standing Orders for Safety and Range By - Laws,
Lavarack 25 Metre Ranges, 8 Dec 69.

General

1. A Coy is to conduct a 25 metre SLR and M16 shoot at the Lavarack Range on 12 Mar 71.
2. In addition to the range practice, concurrent training is to include:
 - a. The M72,
 - b. Individual tests and
 - c. Mines and booby traps.

Responsibilities

3.
 - a. Range Conducting Officer - 2lt Alexander.
 - b. Range Safety Officer - Lt Longworth.
 - c. Advance Party - Sgt Pollock, Cpl Chandler (+ 3),
 - d. Ammo Point NCO - Cpl Chandler.
 - e. Concurrent Training - CSM, Cpl Iszlaub, and Cpl Mooney.

Conduct

4. SLR :
 - a. Lying Unsupported - 5 Rounds grouping,
 - b. Standing Unsupported - 5 Rounds grouping and
 - c. Lying Unsupported - 10 Rounds snap.
5. M16 :
 - a. Lying Unsupported - 5 Rounds and
 - b. Standing Unsupported - 15 Rounds.

Concurrent Training

6. M72 : Cpl Mills is to arrange all aspects of training with this weapon.
7. Mines and Booby Traps: Cpl Mooney is to conduct a lecture at staggered intervals for all platoons.
8. Soldiers Tests : The CSM is to organise tests as required by the OC A Coy. Tests are to be conducted at the rear of the firing point.

Administration

9. Rations : Late meals are required at 1300 for 20 personnel. The CQMS is to organise.
10. Ammunition : To be collected and organised by the CSM.

Safety

11. The Safety Vehicle is to be in attendance throughout the shoot. The CQMS is to organise.
12. Reference A is to be strictly adhered to.

Timings

13.
 - a. Ammunition is to be collected by 0730 hrs,
 - b. Advance Party departs Coy Area 0730 hrs,
 - c. Coy Parade - 0800 hrs with weapons,
 - d. Depart Coy Area as follows:
 - (i) 1 Platoon - 0815 hrs
 - (ii) 2 Platoon - 1030 hrs
 - (iii) 3 Platoon - 1300 hrs
 - e. RTU as follows:
 - (i) 1 Platoon - 1030 hrs
 - (ii) 2 Platoon - 1230 hrs
 - (iii) 3 Platoon - 1500 hrs
 - f. Concurrent Training
 - (i) M72
 - a. 2 Platoon - 0830 hrs - 1030 hrs
 - b. 3 Platoon - 1030 hrs - 1230 hrs
 - c. 1 Platoon - 1330 hrs - 1530 hrs
 - (ii) Mines and Booby Traps:
 - a. 3 Platoon - 0830 hrs - 1030 hrs
 - b. 1 Platoon - 1030 hrs - 1230 hrs
 - c. 2 Platoon - 1330 hrs - 1530 hrs

Stores

14. CQMS to arrange as requested by CSM.

G.L. Mansford
(G.L. Mansford)
Maj
OC A Coy

Distribution

CO
2IC
OPS Offr
IO
RSM
Comds Diary (3)
A Coy (20)

A COY 6 RAR TRAINING PROGRAMME

8 - 12 MAR 71.

Comps Deat V.

L - Lecture D - Demonstration P - Practical

SERIAL	DAY - DATE	SUB - UNIT	TIMING	SUBJECT	INSTRUCTOR	LOCATION	METHOD	REMARKS
1	Mon 8 Mar	Coy	0800-0830	Lines Inspection- Coy Parade	All	Lines	P	
2		1 Pl	0830-1500 1500-1630	Ambush Exercise Admin - Run	Pl	Mt Stuart Grid Reference to be advised	P	(1) Clearance of trg area (2) Rats (3) Ammo (4) Tpt
3		2 Pl	0830-1200 1300-1500 1530-1630	Indication- Recognition of targets Contact Drills- Ambush Techniques Admin-Run	Pl Pl Pl	Mt Stuart Grid Reference to be advised	L-P P P	(1) Clearance of trg area (2) Rats (3) Ammo (4) Tpt
4		3 Pl	0830-1200 1300-1530 1530-1630	Scouting- Obstacle crossings- Contact Drill Indication- Recognition of tgts- Fire and Movement- Sect attacks. Admin - Run	Pl Pl Pl	Mt Stuart Grid Reference to be advised	P P P	(1) Clearance of trg area (2) Rats (3) Ammo (4) Tpt
5	Tue 9 Mar	Coy	0800-0830	Lines Inspection- Coy Parade	All	Lines	P	
6		1 Pl	0830-1100 1110-1230 1330-1500 1510-1600 1610-1630	Dental - Admin Weapon Handling- Degrees of wpn readiness Ambush Critique Pl and Coy Drill Admin - Run	All Pl Pl All Pl	Lines Lines Lecture Room Bn Pde Ground	P P L P	Book Lecture Room Clear with RSM
7		2 Pl	0830-1050 1100-1230	Wpn Handling - Degrees of wpn readiness- The Claymore Mine Dental - Admin	Pl All	Lines Lines	P P	

SERIAL	DAY - DATE	SUB - UNIT	TIMING	SUBJECT	INSTRUCTOR	LOCATION	METHOD	REMARKS	
7			1330-1500	Navigation - Range Cards	Pl	Lecture Room Bn Pde Ground	L	Book Lecture Room Clear with RSM	
			1510-1600	Pl and Coy Drill	All				
			1610-1630	Admin - Run	All		P		
		3 Pl	0830-1230	Wpn Handling - Degrees of readiness - The Claymore Mine- Navigation	Pl	Lines	P	Clear with RSM	
		1330-1500	Dental - Admin	All	Lines Bn Pde Ground	P			
		1510-1600	Pl and Coy Drill	All		P			
1610-1630	Admin - Run	All							
9	Wed 10 Mar	Coy	0800-0830	Lines Inspection-Coy Parade	All	Lines	P		
			0830-1600	Regt Trg- Sport and Mantoux Tests					
10	Thu 11 Mar	Coy	0800-0830	Lines Inspection-Coy Parade	All	Lines	P		
11		1 Pl	0830-1530	Indication-Recognition of Tgts Scouting-Obstacle Crossings - Fire and Movement - Section Attacks Navigation - Map Reading	Pl	Mt Stuart Grid Reference to be advised	P	(1) Clearance of trg area (2) Rats (3) Ammo (4) Tpt	
				1530-1630	Admin - Run				Pl
12		2 Pl	0830-1530 1530-1630	Ambush Exercise Admin - Run	Pl Pl	Mt Stuart Grid Reference to be advised			(1) Clearance of trg area (2) Rats (3) Ammo (4) Tpt
13	3 Pl	0800-1530 1530-1630	Ambush Exercise Admin - Run	Pl Pl	Mt Stuart Grid Reference to be advised		(1) Clearance of trg area (2) Rats (3) Ammo (4) Tpt		

SERIAL	DAY - DATE	SUB - UNIT	TIMING	SUBJECT	INSTRUCTOR	LOCATION	METHOD	REMARKS
14	Fri 12 Mar	Coy	0800-0830 0830-1500 1530-1630	Lines Inspection Coy Parade 25 METRE RANGE Admin - Run	ALL	Lines	P	Instructions to follow

- Note :-
1. All runs are to be in boots
 2. Dress for Coy Pde as for next training period of the respective day.
 3. All lesson plans are to be prepared and available for OC by THU 4 MAR 71.

Distribution:

OC
2IC
Ops Offr
Adjt
IO (4)
OC Sp Coy
OC Admin Coy
RSM
Comds Diary (3)
A Coy (12)

Comds Diary
(3x)

AUSTRALIAN ARMY

6 RAR
Lavarack Barracks
TOWNSVILLE 4813

R445/1/3

9 Mar 71

List A

SKILL AT ARMS COMPETITION

General

1. Approval has been gained to award the following skill at Arms prizes:

- a. Champion Rifle Shot 6 RAR \$10.00 Trophy.
- b. Champion Machine Gunner 6 RAR \$10.00 Trophy.
- c. Champion Pistol Shot 6 RAR \$10.00 Trophy.
- d. Champion Armalite M16 6 RAR \$10.00 Trophy.
- e. Champion Rifle Shot in each of A Coy, B Coy, D Coy, Sp Coy and Admin Coy, \$4.00 Trophy each.
- f. As for serial e for Machine Gun.
- g. As for serial e for Pistol.
- h. As for serial e for Armalite M16.

2. Companies are to conduct shoots in accordance with this instruction and are to submit the regimental particulars of each winner to the IO as per para 1.e., 1.f., 1.g., and 1.h., by 21 May 71.

Champion Shots in Battalion

3. A shoot to determine the 6 RAR Champion shots will be conducted as follows:

- a. Mon 24 May 71 Champion Shoot, 7.62 SLR.
- b. Tue 25 May 71 Champion Shoot, 7.62 G PMG M60.
- c. Thu 27 May 71 Champion Shoot, 9 mm SLP.
- d. Fri 28 May 71 Champion Shoot, 5.56 Armalite M16.

Conducting Officers

4. The following have been appointed shoot conducting officers under the control of the Intelligence Officer:

- a. Mon 24 May 71 WO2 L.H. LARCOMBE.
- b. Tue 25 May 71 WO2 L.J. TURNER.
- c. Thu 27 May 71 WO2 D.I. HAWKSWORTH.
- d. Fri 28 May 71 WO2 V. CREAGH.

/Safety

Safety Officers

5. The following have been appointed Safety Officers:

- a. Mon 24 May 71 2Lt I.H. ALEXANDER.
- b. Tue 25 May 71 2Lt R. WEBCKE.
- c. Thu 27 May 71 2Lt D.K. OBST.
- d. Fri 28 May 71 2Lt R. HOLDEN.

6. All Safety Officers are to be familiar with all safety aspects of the shoot of their appointment.

Venue

7. With the exception of the pistol shoot, all shoots will be held at the Mt Stuart Classification Range.

8. The 9 mm Pistol Shoot will be held on the Lavarack Barracks 25 metre range.

Policy Conference

9. A conference to determine the rules of the various shoots and the practice to be fixed will be held in the IO's office on Mon 8 Mar 71 at 1000 hrs. The inclusion of TSOET's will also be discussed.


10. All company Sergeant Majors are to attend. The CQMS Sp Coy is also to attend.

Rules

11. The rules and composition details will be published as annexes to this instruction following the policy conference on 8 Mar 71.

Ammunition

12. To be arranged by CQMS Sp Coy under control of the IO.

for 
 (D.A. DRABSCH)
 Lt Col
 CO 6 RAR

- Annexes:
- A. Rules and Details - 7.62 mm R Shot (to be issued).
 - B. Rules and Details - 7.62 mm FMG M60 Shoot (to be issued).
 - C. Rules and Details - 9 mm SIF Shoot (to be issued).
 - D. Rules and Details - 5.56 mm R Shot (to be issued).

R572/1/6

Comds Diary
(3x)

6 RAR
Lavarack Barracks
TOWNSVILLE 4813

9 Mar 71

Distribution List A

DUTIES OF OPS OFFR/IO

Reference: A. 6 RAR SO's (Revised Jun 1970)

1. Duties Operations Offr

- a. Implementation of the COs policy on training within the bn, including the supervision of the standards of instruction;
- b. safety;
- c. all 'G' and operational staff work;
- d. co-ordination of:
 - (1) range allocation;
 - (2) allocation of trg areas;
 - (3) Sub-units request for trg assistance;
 - (4) air support within the bn.
- e. unit emplanement offr;
- f. trg of bn HQ staff in CP procedures;
- g. preparation and revision of unit SOPs;
- h. preparation of operation orders and issue of conformatory notes;
- i. Offr/NCO Promotion Courses, and officer training.

2. Duties of Int Offr

- a. Org and function of the Int Office;
- b. trg of the Int sect in intelligence tasks and in conjunction with the Ops Offr in their CP duties;
- c. maintain a library of instructional pamphlets;
- d. supply and issue of maps;
- e. compilation of the War Diaries, Instructional summaries and official scrapbook, filing of official photographs;

/f. When non operational

- f. when on operational service advice to the CO on enemy intelligence;
- g. liaison with the civilian authorities;
- h. understudies the Ops Offr;
- i. schools and courses;
- j. assistant Unit Security Offr;
- k. bn sports Offr;
- l. Unit Public Relations Officer.

3. Amendments to SO's will be published shortly.

W. L. ...
MAT
Ops Offr

AUSTRALIAN ARMY

R841/1/39

6 RAR
Lavarack Barracks
TOWNSVILLE 4813

9 Mar 71

See Distribution List

SUPPORT COMPANY TRAINING -
EXERCISE "OCTOPUS I"

General

1. Support Company is to conduct training activities in the Houghton River - Clevedon area from 29 Mar - 2 Apr 71.

Aim

2. The exercise is designed to:
- a. give troops a working knowledge of the operation of the Mark 4 Assault Boat and the 40 HP Johnson Outboard motor;
 - b. practice troops in navigation by night over difficult swampy terrain;
 - c. give troops experience in the reconnaissance of a CT camp; and
 - d. demonstrate the difficulties and techniques of a 15 mile route march.

Conduct

3. General Outline. The exercise is to be conducted in 6 phases after after the initial recce:

- a. Phase 1:
 - (1) move of advance party to the Echelon area and setting up of a Coy base;
 - (2) preparation of a CT Camp by Atk Pl; and
 - (3) briefing and preparation for the exercise by remainder.
 - b. Phase 1: Move to the exercise area of Coy minus.
 - c. Phase 3:
 - (1) training in the operation of the Mark 4 Aslt boat by Aslt Pnr Pl;
 - (2) training in improvised bridging.
- /d. Phase 4:

- d. Phase 4. Aslt boat move to start point, navigation to and recce of CT Camp (Exercise "Recondo").
- e. Phase 5. Concentration at rest area and preparation for route march.
- f. Phase 6:
 - (1) route march;
 - (2) march into Lavarack Barracks; and
 - (3) post exercise administration.

4. Co-ordination:

a. Timings:

- | | |
|--|-------------|
| (1) Advance Party parade Sp Coy | 291000; |
| (2) Advance Party departs Sp Coy | 291030; |
| (3) Advance Party ETA ex area | 291230; |
| (4) Main Body parade Sp Coy | 300750; |
| (5) Main Body depart Sp Coy | 300800; |
| (6) Main Body ETA ex area | 301000; |
| (7) Trg of Coy (-) commences | 301100; |
| (8) Orders for Recce Patrols given | 301400; |
| (9) CT Camp completed by | 301600; |
| (10) Aslt boat move to CT Camp commences | 311400; |
| (11) Recce completed by | 010930; |
| (12) Concentration of Coy by | 011130; |
| (13) Route March commences | 020200; |
| (14) Route March concludes | 020830; and |
| (15) Stand down by | 021200. |

- b. Advance Party. To consist of Atk Pl, Sgt McLean four Aslts Pnrs, CQMS, four Coy drivers and four cooks. This group is to move to the echelon area and set it up, laying out living areas, latrines and kitchen. Sgt McLean is then to prepare an area for training whilst the Atk Pl moves to the CT camp area and prepares it.

/c. Training

- c. Training. Sp Coy is to be divided into five groups for the trg which is to be controlled by OC Pnr Pl:

(1) Groups:

- (a) Mor Pl 1
- (b) Mor Pl 2
- (c) Sig Pl 1
- (d) Sig Pl 2
- (e) Pnr Pl 1

- (2) Programme. To be advised for period 301100 - 311230 by OC Pnr Pl.

- d. Exercise "Recondo". Groups are to move by Aslt boat, commanded by a qualified Pnr, to a predetermined start point and then move on a fixed route to the CT camp area. Groups are to recce the CT camp, sketching as much of it as possible and avoiding detection by the Atk Pl (CTs) and the other four groups. At first light the five groups become "friendlies" and may continue their recce until 0830 hrs when they are to move to a concentration point. The group with the best recce result is to be the winner and will receive recognition. (General and Special Idea at Annex A).
- e. Route March. To be conducted by pl groups as part of a coy along the road commencing at Alligator Creek and terminating at Sp Coy. The 6 RAR drums and pipes are requested to march the Coy in to the Bn area from the rock to the Coy Parade Ground.
- f. Post Exercise Admin. CSM is to prepare a programme of weapon and eqpt maintenance and pl admin for Fri 2 Apr 70,

Administration

5. Rations. The following is required:

- a. 29 Mar - B - Normal at Lavarack;
L - Cut lunch for 26 pers;
D - Tinned equivalent for 26 pers;
- b. 30 Mar - B - Tinned equivalent for 26 pers;
L - Tinned equivalent for 90 pers;
D - Tinned equivalent for 90 pers
- c. 31 Mar - B - Tinned equivalent for 90 pers;
L - Tinned equivalent for 90 pers;

/D -

D - 24 hr pack for 58 pers
TE for 32 pers;

d. 1 Apr - B - 24 hr pack for 58 pers
TE for 32 pers;

L - 24 hr pack for 58 pers
TE for 32 pers;

D - 24 hr pack for 90 pers;

e. 2 Apr - B - 24 hr pack for 90 pers;

L - Normal at Lavarack.

6. Water. CQMS Sp Coy is to arrange for a water trailer to move with the advance party and remain for the ex duration. Atk Pl will be provided with jerricans from the echelon area. All troops are to carry four water bottles at all times.

7. Transport. The following is required:

a. 29 Mar:

(1) 2 TCV (stores) report Sp Coy 0800;

(2) 1 TCV (pax) report Sp Coy 1000; and

(3) 1 LR (pax) report Sp Coy 1000.

All ~~four~~ vehicles to remain - preferably 6 RAR drivers.

b. 30 Mar:

(1) TCVs (60 pax) report Sp Coy 0730; and

(2) 1 LR (5 pax) report Sp Coy 0730.

LR to remain, TCVs to RTU.

8. Dress and Equipment. Marching Order. All sect weapons are to be taken.

9. Stores. CQMS Sp Coy is to produce with OC Pnr Pl, a stores list and arrange for the loading of stores by 291000 hrs. Stores vehicles are to RTU on 1 Apr after breakfast on order of the CQMS.

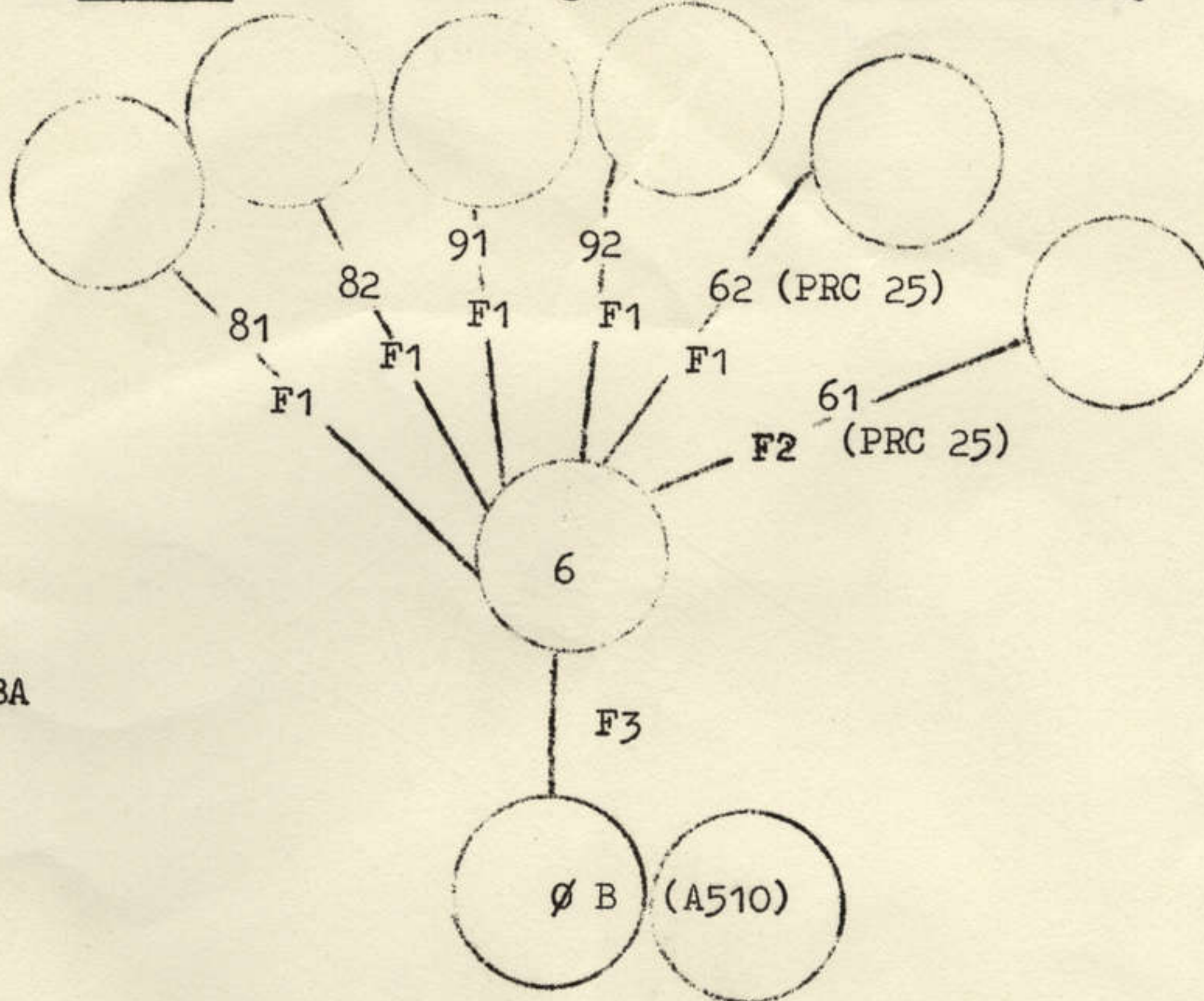
10. Medical. Admin Coy is requested to provide a med asst to move with the main body.

/11. Rubbish.

11. Rubbish. All rubbish is to be returned to 6 RAR and disposed of under the CSM's arrangements.

Command and Signal

12. Radios. The following net is to be established.



F1)
)
 F2) TBA
)
 F3)

13. The rear link is to be on continuous listening watch from 291200 until 020800 and two hourly schedules are to be maintained under the RSO's direction.

14. Safety. Maj D. C. Presgrave is appointed safety officer for the duration of the exercise. Safety Orders for the watermanship training and for the route march are attached as Annexes B and C. OC Pnr P1 is appointed Safety Officer for all watermanship training.

D. A. Drabsch
 (D. A. DRABSCH)
 Lt Col
 CO 6 RAR

/Distribution:

- Annexes:
- A. General and Special Idea
 - B. Safety Orders - Watermanship
 - C. Safety Orders - Route March

Distribution:

HQ 3TF/NQ Area (3)

For Information:

CO
2IC
Ops Offr
Adjt
IO
OC Admin Coy
RAP
Tpt Offr
WO Caterer
Pipe Major
Comd's Diary
Spare (3)
File

Internal:

OC
CSM
CQMS
Clerk
Atk Pl (3)
Mor Pl (3)
Sig Pl (3)
Pnr Pl (3)

ANNEX A TO

6 RAR R 84/1/29

DATED 9 Mar 71

GENERAL IDEA

1. 6 RAR, which is currently based at Lavarack Barracks TOWNSVILLE has been mounting ops against AH SOU CHAI'S Armed work party (CT) in the Ayr/Townsville States.
2. Sp Coy 6 RAR has been operating in the Haughton District from FSPB Alligator at GR 2868, with a task of **clearing the AO** of the CT bands.
3. AH SOU CHAI has organised bands of workers and fishermen into terrorist groups who frequently carry out assassinations, rapings and pillaging and interdicting of lines of communications in the area.
4. The local CT band, led by YONG SOUL LAM is known to be making a living by fishing for sea foods and hunting for crocodile skins and selling them to sympathisers in the KAMPONG CUNGULLA.
5. Several small contacts have been made with the band by armed river patrols in the SUNGI HAUGHTON and **BARRAMUNDI**.
6. The terrorists have a good system of early warning from the peasants in KAMPONG CUNGULLA and several operations have already been compromised.

SPECIAL IDEA

1. After a brief running contact with the CT band by Sp Coy elements on 291600K in the area of BUKIT CONE, OC Sp Coy requested RED HAZE surveillance in the area of BUKIT CONE on night 29 Mar 71.
2. RED HAZE reported to heavy emissions at the following areas. GR 233708 and GR 244713. This information supports previous intelligence which suggests that the CT band has two small base camps in the area.
3. OC Sp Coy has ordered several recce patrols to fix the locations of the camps prior to further action.
4. To ensure that the mission is not compromised by the peasants at KAMPONG CUNGULLA, OC Sp Coy has decided to insert the patrols by sea in the vicinity of GR 2471.
5. Orders are being issued 301400K.

ANNEX B TO
R 841/1/39
DATED 9 FEB 71
MAL

SAFETY ORDERS - WATERMANSHIP

- References:
- A. Map Aust AYR Edition 1-AAS Series R502, 1 : 250,000
 - B. FEMW Pam No 8 Pt 1 CH 3
 - C. Manual of Army Safety (provisional) 1967

General

1. The following instruction is designed to lay down the safety procedures for watermanship training to take place on 30 and 31 Mar 71 in the Houghton River area.

Reconnaissance

2. Prior to the commencement of watermanship training a reconnaissance of the selected area is to take place by OC Pnr Pl.

3. Equipment:

- a. All equipment to be used during the course is to be checked by the Safety Officer (OC Pnr Pl) before use.
- b. One MK 3 Recce Boat and three MK 4 Aslt Boats, all of which will be fitted with 40 HP motors, will be available during all training periods.
- c. All water powered boats are to carry a set of paddles for use in case of breakdown.
- d. Each boat is to carry 20 feet of coiled ½ inch cordage with float attached and two bailing tins.

4. Safety Boat:

- a. The MK 3 Recce Boat equipped with outboard motor is to be designated as the safety boat.
- b. This boat is to remain afloat and operational during all training periods and is responsible for patrolling the centre of the river.

5. Safety Vehicle:

- a. One ¼ ton vehicle is to be available as a safety vehicle during all instructional periods.
- b. The vehicle is to only move when instructed to do so by the Safety Officer.

/6. Medical.

6. Medical. Resuscitation equipment and a trained medical orderly are to be available for the duration of the training communications.

7. Communications:

- a. A safety net is to be established between the training area and 6 RAR Lavarack Barracks
- b. Training is not to commence until the radio set is in operation.

8. Emergency Drills:

a. Man Overboard:

- (1) Member to shout "HELP".
- (2) Witnesses to raise alarm by shouting "MAN OVERBOARD" (port or starboard) and maintain a close watch on the member in the water.
- (3) If the boat concerned is a power boat, the commander should close the throttle and where possible, swing the tiller in such a manner that the stern and propeller swing away from the member in difficulty.
- (4) The boat commander should then nominate a crewman to throw the cordage and float to the man in the water.
- (5) The safety boat should move directly to the scene of the incident and provide assistance if required.
- (6) If necessary the member is then to be moved to the bank for treatment or evacuation.

b. Sinking Drill:

- (1) If sinking or capsizing is imminent, the boat commander is to order "PREPARE TO A NDON".
- (2) Where applicable, the boat commander is to turn off the engine.
- (3) The crewman and passengers prepare to enter the water. (The Boat commander should be the last to evacuate the boat).
- (4) At the directions of the safety officer all available boats are to make an immediate attempt to recover the boat and its crew.
- (5) Where a craft is not likely to sink immediately, the safety officer may direct that the safety boat fix a line and tow the boat concerned to the bank.

/9. Casualty

9. Casualty Evacuation:

- a. All casualties together with information regarding their disposal are to be passed immediately to 6 RAR by radio.
- b. Minor casualties are to be treated by the medical orderly and evacuated direct to 6 RAR by the safety vehicle or helicopter if available.
- c. Serious casualties, if possible are to be treated by the medical orderly and taken direct to Townsville General Hospital by the safety vehicle/helicopter.
- d. 6 RAR are to be requested to advise the hospital of the following details:
 - (1) type of casualty;
 - (2) estimated time of arrival at the hospital; and
 - (3) any further information which may assist hospital staff.

10. Use of Boats:

- a. Crews and/or passengers are not to embark or disembark until ordered to do so by the boat commander acting on instructions from the Safety Officer.
- b. Passengers are to position themselves in the boat as instructed and once the boat is launched are not to move unless instructed to do so by the boat commander.
- c. Passengers are not to stand in the boats or sit on the gunwhales.
- d. Smoking in the boats is prohibited.

11. Life Preservers:

- a. Life preservers "VEST TAFT" are to be worn by all crew and passengers during watermanship training.
- b. Vests are to be inspected by the safety officer prior to all launchings.

12. Safety Line. During all bridging trg a safety line is to be placed acrossn the river, downstream of the activity.

13. EIS Inspection will be completed by RAEME on 26 Mar 71. A certificate is to be issued stating that all equipment is serviceable.

ANNEX C TO
R 8.1/1/39
DATED 9 FEB 71
1 MAR

SAFETY ORDERS - ROUTE MARCH

Reference: A. Map Aust AYR Edition 1-AAS Series R502, 1 : 250,000

General

1. The following detail is to lay down the safety to be observed on the route march to be held on ni 1/2 Apr 71.

Route

2. SP - Alligator Creek,

FP - Sp Coy 6 RAR.

3. The Route is to be along Highway 1, through Cluden and along University Road to 6 RAR.

Safety

4. Maj D. C. Presgrave is appointed Safety Officer for the march.

5. The following safety factors are to be observed:

- a. A $\frac{3}{4}$ ton LR is to precede and follow the marching troops. These vehicles are to remain between 100 and 150 metres in front of and behind respectively, the marching troops.
- b. The vehicles are to display their head lights at all times.
- c. The vehicles are to display signs indicating "marching troops following" and "marching troops ahead", and the driver has the responsibility of slowing down, by any means, approaching vehicles and ensuring that the drivers of such vehicles are aware of the marching troops.
- d. Red lanterns are to be carried at the head of and at the rear of the column.
- e. Troops are to march as close as possible to the left side of the road at all times. Platoons are to use the single file formation.
- f. Troops are to be alerted of an approaching vehicle by the relevant safety vehicle sounding its horn three times. Pl Comds are to ensure all troops are aware of the vehicle's approach.

/g. All halts

- g. All halts are to be taken at least 20 metres from the nearest part of the pavement and no soldier must be permitted to be within that limit during any halt.
- h. A medical assistant is to be in attendance at all times and is to advise the Coy Comd of any soldier whose condition he considers to be dangerous through heat exhaustion or any other reason.

Mortar Platoon
Support Company
6 RAR

9 Mar 71

1

MORTAR SHOOT 22-26 FEB 71
DEBRIEF AND LESSONS LEARNED

Aim.

1. The aim of the shoot was:
 - a. To practice crews in live firing.
 - b. To practice fire controlling.
 - c. To practice the CP and echelon element of the Mor Pl.
2. The aims as stated above were achieved, the crews received valuable practice, all NCOs and several soldiers called in fire missions and adjusted fire, and the CP was hard pressed at times but worked extremely well.
3. Besides the normal targets fired the platoon was also lectured on, and then fired a predicted shoot, a simulated close target and simultaneous section fire missions.

Predicted Shooting.

4. Firing the predicted target brought out the following points:
 - a. The target area was saturated with fire and any bunkers or personnel in the vicinity of that GR would have been destroyed, thus the aim of the predicted shoot was achieved.
 - b. The dimensions of the target area as given in the data before the shoot, 110mx168m, was covered. This was observed from the baseplate during firing and from the pattern of craters after the mission.
 - c. The time frame for the shoot was severe and the platoon did well to exceed it by only 4 minutes, this caused by two misfires due to faulty primers.
 - d. It was noted that this type of fire requires intense concentration and a lot of teamwork to produce the desired result.
 - e. Due to the number of rounds and high rate of fire the barrels must be well cleaned before and after firing. Section 2ics are to check section mortars after all FFE missions.

Close Target Procedure.

5. a. The simulated close target mission was fired to impress upon the Mortar Platoon:
 - (i) The destructive capabilities of their fire.
 - (ii) The need for intense concentration and care when setting bearings and elevations.
 - (iii) The importance of carefully laying the mortar and continuously checking for scale slippages before and after each round.

b. When the adjusting round was brought in to 200m from own troops the platoon was fired to "prove the belt" and the mortars then adjusted as a platoon for all corrections under 200m. Remember all corrections under 200m are no more than 25m.

c. When the belt was almost on target it was noticed by Pl Comd that the belt was unsatisfactory for that range. The Sect 2ics were told to check the "scales", bearings, elevations and the lay of each mortar before rounds were fired. This improved the belt considerably and enabled us on the OP to actually see the MPI shift on corrections of 12.5m.

NOTE. This will become platoon policy. ie section 2ics will personally check each mortar for bearing, elevation, scale slippages and lay before reporting "ready" on any round to be fired on a "danger close" target.

d. It is appreciated that this may increase the time between rounds on the ground slightly but I feel that the ability of the platoon to provide concentrated effective fire very close to troops in contact, will prove more important in the long term.

Responsibility of Mortars to own Troops.

6. The close inspection of the close target area, particularly the effect HED has on rocks and the area devastated by the bursts, should impress upon you, the Mortar Platoon, the responsibility you have to the rest of the Battalion. Their lives could be in your hands, and an error on your part would most likely result in the death of a member of friendly troops.

7. It is imperative that your professional attitude cannot be faulted, so that you enjoy the confidence of the battalion, an attitude that will inspire them to call on mortars without hesitation to assist them when they are in contact.

Summary of Lessons Learnt - Close Target Procedure.

8. The following has been learnt:

a. The platoon can achieve a belt or "bcx" of fire on the ground that is the required dimensions for close targets. The platoon will continue to achieve this high standard of fire by a thorough training programme and close supervision when firing these missions.

b. The close supervision mentioned will be provided by the Sect 2ics as noted in para 5 (NOTE).

Other Lessons Learnt.

9. It was observed that several rounds fell short during adjustment, which when investigated, proved to be caused by scale slippage. This is not satisfactory! The No 1 will check his scales after each round, it takes only a glance at the sight after he has re-layed the mortar.

10. To facilitate the correct fire orders being received by the Sect 2ic and the No 1s there will be complete silence on the mortar line immediately the warning "Platoon" is ordered.

11. To ensure the Sect 2ic can hear bearings being read by the No 1s, the No 1 is to wait until the other mortar in his section has finished before reading out his bearing and elevation.

NOTE: The data on the sights is to be read off quickly in a loud clear voice.

12. Similarly, orders issued from the CP are to be repeated in a loud clear voice that enables the Pl 2ic to check his orders have been received correctly. This then saves the No1 relaying the mortar if he heard orders incorrectly.

13. All orders from the CP, to the mortars will be "at my command", whether the mortar line officer states so in his orders or not. Thus no round can be fired without the Pl 2ic nominating the fire unit and ordering "fire".

Summary.

14. The week was undoubtedly a success. With the points discussed in this debrief incorporated in Pl SOPs, the platoon with practice, will achieve the speed and accuracy with the commensurate increase in safety that I require.

R.G. Valentine
(R.G. VALENTINE)
Capt
OC Mor Pl 6 RAR

Distribution:

Mor Pl 26
OC 1
File 1
Spare 6

For Info:

CO
Ops Offr
Comd Diary 3

A Coy 6 RAR
Lavarack Barracks
TOWNSVILLE QLD 4813

11 MAR 71

See Distribution List

A COY ADMIN INSTRUCTION 2/71

NON - TECHNICAL INSPECTIONS.

Introduction

1. The effectiveness of unit servicing and the result of careful use or of neglect, are disclosed by regular inspections. Thorough inspection procedures at all levels, will result in improved servicing and, in turn, lower incidence of equipment failure.

Frequency of Non - Technical Inspections

2. Inspections are to be carried out on all equipment at least once a month. There should be recorded to show the following details :

- a. Cleanliness,
- b. Serviceability and
- c. Equipment requiring repair

CES Items

3. Check the CES for completeness. Ensure that all magazines and other associated items of the weapon are inspected.

Cleanliness

4. Cleanliness of weapons is only one facet of the complete inspection. During check for cleanliness, also ensure the weapon functions smoothly.

Cleaning Gear

5. Cleaning kits must be checked for completeness and serviceability. Any missing or damaged items should be reported immediately to the Q Store.

Reminders

6. Inspections should reveal incorrect procedures or practices, especially incorrect assembling methods. Disciplinary action is only taken when weapons are obviously neglected or misused.

G.L. Mansford
(G.L. MANSFORD)
MAJ
OC A Coy 6 RAR

Annex : A. GUIDE TO NON TECHNICAL INSPECTIONS.

Distribution :

CO	IO
2IC	RSM
OPS OFFR	Comds Diary
ADJT	A Coy (20)

GUIDE TO NON-TECHNICAL INSPECTIONS

GPMG M60

STEP	ASSEMBLY/PART	REMARKS
1.	BARREL and BIPOD	<p>a. Ensure that the barrel numbers correspond to the weapon numbers.</p> <p>b. Inspect the barrel extension for hairline cracks, burrs and raised metal in the locking grooves.</p> <p>c. On the gas cylinder the tab washer should be in good order. The piston should be free of damage and move freely in the cylinder.</p> <p>d. The gas cylinder plug should be tight and safety wired.</p> <p>e. Check that the flash hider is secure.</p> <p>f. Inspect the bipod to ensure that the legs operate freely and that the catches hold the legs in all positions.</p> <p>g. Look into the barrel and chamber. Check for imperfections. The barrel has a line, and visual inspection will reveal any expansion as a ring.</p>
	BOLT ASSEMBLY	<p>a. Strip the bolt.</p> <p>b. Ensure that the locking lugs are free of chips, cracks and raised metal edges.</p> <p>c. Check the firing pin for straightness and cracks.</p> <p>d. The firing pin should be straight.</p> <p>e. Re-assemble and ensure that the pin lock is in position.</p>
3.	OPERATING ROD	<p>a. Inspect the condition of the sear and bent. They should not be cracked.</p>
		/b OPERATING ROD

STEP	ASSEMBLY/PART	REMARKS
		b. Check the condition of the yoke roller. The roller must move freely and be positively retained by the pin.
4.	BUFFER ASSEMBLY	a. Check the buffer for the presence of oil and cleaning fluid. b. Check the operation of the buffer by depressing the plunger. It should be very firm to move and should not be intermittent.
5.	TRIGGER MECHANISM AND PISTOL GRIP GROUP	a. Inspect the functioning of the trigger sear and the safety catch. b. Check the sear for cracks and burrs. c. Ensure that the pistol grip group is securely retained on the receiver. d. Ensure that the SPRING LOCK PISTOL GROUP is replaced correctly on the weapon. (there are two types of spring, and it is possible to replace the modified version back to front).
6.	DRIVING SPRING AND GUIDE	a. Inspect the guide for straightness and security of the spool. b. The spring should be free of sharp bends and should not be worn more than one third its diameter.
7.	RECEIVER GROUP	a. Ensure that the rear sight, carrying handle and magazine bracket are secure. b. All rivets must be tight. c. The receiver must be free of cracks. d. Check the operation of the cocking handle, and its retention in the forward position.
8.	STOCK ASSEMBLY BUTT	a. Inspect for weak or broken latch spring. b. Inspect for loose or missing sling swivels.

/9 FEED COVER AND
FEED TRAY ASSEMBLY.

STEP	ASSEMBLY/PART	REMARKS
9.	FEED COVER AND FEED TRAY ASSEMBLY	<ul style="list-style-type: none">a. Inspect for weak or damaged springs.b. Inspect for freedom of movement of all parts.c. Ensure that feed pawls are not worn or broken.d. Check the latch and latch lever.
10.	ASSEMBLED WEAPON	<ul style="list-style-type: none">a. Check the operation of the weapon by cocking and allowing the working parts to go forward <u>UNDER CONTROL</u>.b. The working parts should move freely and be retained to the rear by the sear.c. Engage SAFE. The weapon should not cock.d. Disengage SAFE. Cock the weapon and engage SAFE. The weapon should not fire.
11.	ANCILLERY EQUIPMENT	<ul style="list-style-type: none">a. Inspect the carryall for completeness and serviceability.b. Inspect all CES items.

GUIDE TO NON-TECHNICAL INSPECTIONS

RIFLE 7.62 MM L1A1

STEP	ASSEMBLY/PART	REMARKS
1.	CHAMBER and BORE	<p>a. Look into the chamber for pits, cracks, bulges and dirt.</p> <p>b. Inspect the extractor way for compacted dirt and sand.</p> <p>c. Inspect the barrel (remember keep both eyes open). Slight ringing appear about a quarter of an inch from the muzzle end; this may be ignored.</p> <p>d. Look carefully for fouling in the grooves.</p>
2.	GAS CYLINDER AND GAS REGULATOR	<p>a. Remove the gas plug, piston and spring.</p> <p>b. Look into the gas cylinder, the first five inches should be free from burrs or scratches.</p> <p>c. There should be a slight amount of free movement of the gas cylinder.</p> <p>d. Check that the gas regulator moves freely, is free of rust and is positively retained by the spring.</p>
3.	GAS PLUG AND GAS BLOCK	<p>a. The gas plug should be clean without signs of coppering. Ensure that all carbon has been removed from the grooves.</p> <p>b. The plunger should move freely and return to the locked position under the influence of the spring.</p> <p>c. The gas block must be clean and free from burrs and carbon. It should allow easy assembly of the gas plug.</p>
4.	PISTON AND SPRING	<p>a/ The piston should be clean and free from burrs and cracks.</p> <p>b. The spring should be straight and free from rust and corrosion.</p>
5.	FLASH ELIMINATOR	<p>a. Ensure that the flash hider is not distorted and is tight.</p>
6.	FORESIGHT	<p>a. Ensure the sight is secure and retained by the locking screw.</p>

/7 COCKING HANDLE.

STEP	ASSEMBLY/PART	REMARKS
7.	COCKING HANDLE	<p>a. The cocking handle should open without restriction.</p> <p>b. The handle should be retained in the closed position by the spring and plunger.</p>
8.	HOLDING OPEN DEVICE	<p>a. The holding open device should move up and down freely and return readily to the open position by the pressure of the spring.</p>
9.	BREECH BLOCK (BOLT)	<p>a. Check the face of the breach block for a ring around the firing pin hole.</p> <p>b. Check the operation of the extractor.</p> <p>c. Inspect the firing pin and spring. These should be free from rust and corrosion.</p>
10.	BREECH BLOCK CARRIER	<p>a. Inspect the carrier for burrs or irregularities.</p> <p>b. The rod should be straight and have free movement on its pin.</p>
11.	MAGAZINE CATCH.	<p>a. Check the magazine catch using an empty magazine.</p> <p>b. The catch should move freely and hold the magazine securely.</p>
12.	MAGAZINE	<p>a. Magazines must be free of dents.</p> <p>b. Check that each magazine fits the rifle and that the lug is secure.</p> <p>c. Check the operation of the platform and spring. The spring should move the platform without binding or grating.</p>
13.	WOODWORK	<p>a. Check the woodwork for cracks and splits.</p> <p>b. Check for over dryness. Ensure that linseed oil has been applied regularly.</p>

/14 CHANGE LEVER

STEP	ASSEMBLY/PART	REMARKS
14.	CHANGE LEVER	a. Check for easy movement. b. Check for over rotation of the change lever when placed on 'R' fire position. c. Check for excessive rotation.
15.	ASSEMBLE RIFLE	a. Check the operation of the weapon when assembled by cocking the action. b. Working parts should move freely. c. Check the trigger and safety catch operation.
16.	ANCILLERY EQUIPMENT	a. Check the cleaning gear to see that it is serviceable. b. Ensure that pull through is in good condition. c. Inspect section cleaning kit.

GUIDE TO NON-TECHNICAL INSPECTIONS

RIFLES 5.56 MM M16

STEP	ASSEMBLY/PART	REMARKS
1.	BOLT CARRIER	a. Remove the bolt carrier. It should be lubricated with LSA. b. The inside of the key should be clean and dry.
2.	EXTRACTOR	a. Check the extractor for signs of wear. b. Push the extractor with the thumb -- if it does not hurt, it probably has a weak spring.
3.	BOLT.	a. Check the face of the bolt for pits and elongation of the pin hole.
4.	CHAMBER and BORE	a. Look into the chamber and bore. The chamber should be clean and free of pits and bulges. b. Locking lugs must be clean.
5.	BUTT	a. Tip the butt up with the receiver open and look for moisture from the butt well.
6.	LOWER RECEIVER ASSEMBLY	a. Look into the lower assembly, this is a difficult area to clean and therefore a most important to inspect. b. Should be clean and lubricated with LSA. c. Ensure springs are not incorrectly assembled. ONLY ARMOURERS ARE AUTHORISED TO STRIP THIS ASSEMBLY.
7.	EXTERIOR	a. Examine all exposed metal surfaces. A light coat of LSA should be visible.
8.	SIGHTS	a. Check front and rear sights. b. Adjusting mechanism should be liberally coated with LSA.
9.	MAGAZINES	a. Should be clean, dry and free of dents and distortion.

DO NOT USE PETROL, KEROSENE, DIESEL OIL OR SIMILAR FLUID TO CLEAN THIS WEAPON.

Comds Diary
(3 Copies)

6 RAR
Lavarack Barracks
TOWNSVILLE 4813

R506/3/1

11 Mar 71

See Distribution List

IMMUNIZATION PROGRAMME FOR DEPENDANTS
7 APR - 2 JUN 71

Reference: A. 6 RAR R506/3/1 dated 19 Nov 70.

1. This instruction details the immunization programme for all dependants proceeding to Singapore. The programme is outlined in Annex A to Reference A.
2. Transport arrangements will be the same as on previous immunization days. The transportation officer is to coordinate the requirements.
3. Immunization commences at 0900 hours.
4. The RAP will be open from 1600 hours until 2000 hours for those dependants unable to attend during the morning.

Refreshments

7. Arrangements as in Reference A.

PS Sgt d Capt
/ (D. A. DRABSCH)
Lt Col
CO 6 RAR

Annexe: A. Immunization Programme.

Distribution:

List A less serials 16, 32, 34 and 39.
Families (220).
Spare (10).
UFLO (2).

IMMUNIZATION PROGRAMME

Date	Immunization	Time at Pick up Point	Dependants from	Remarks
7 Apr	Small Pox	0830 0930 1030	A, B, D Coys Sp Coy Admin Coy	a. Primary b. Revac
14 Apr	React Small Pox Schick Test	0830 0930 1030	A, B, D Coys Sp Coy. Admin Coy	
21 Apr	React Schick TAB/TET 1	0830 0930 1030	A, B, D Coys Sp Coy Admin Coy	
28 Apr	Cholera 1	0830 0930 1030	A, B, D Coys Sp Coy Admin Coy	
5 May	Diptheria 1 (PTAP)	0830 0930 1030	A, B, D Coys Sp Coy Admin Coy	
12 May	Cholera 2	0830 0930 1030	A, B, D Coys Sp Coy Admin Coy	
19 May	TAB/TET 2	0830 0930 1030	A, B, D Coys Sp Coy Admin Coy	
26 May	Diptheria 2 Any missed immunizations	0830 0930 1030	A, B, D Coys Sp Coy Admin Coy	
2 Jun	FFI Any missed immunizations	0830 0930 1030	A, B, D Coys Sp Coy Admin Coy	To follow in Singapore Polio 3 TAB 3 TET 3

~~TOP SECRET~~
~~()~~
6 RAR
Lavarack Barracks
TOWNSVILLE 4813

12 Mar 71

R810/5/5

See Distribution List

6 RAR TRAINING FORECAST
MARCH 1971
ARR

General

1. Attached as Annex A is the 6 RAR Forecast for April 1971.
2. The major training activity is the Battalion Exercise to be held in the Mt Spec Training Area from 19 - 23 Apr 71.
3. An EIS inspection is to be conducted from 2 Apr - 13 Apr 71.

Courses

4. The following external courses affect 6 RAR:
 - a. 12/71 QMS, 11 Mar - 7 Apr, 1 Sgt, 2 SSgts;
 - b. 18/71 Storeman Tech, 10 Mar - 7 Apr, 1 Cpl;
 - c. 3/71 WO1 Qual Course 27 Jan - 7 Apr, 1 WO2;
 - d. subject A, WO, 11 Fd Amb, WACOL 15 Mar - 5 Apr, 1 Sgt;
 - e. 1A/71 Basic Driver N Comd TTC, 10 Mar - 6 May, 3 Ptes;
 - f. 22/71, Tac 3, 22 Mar - 2 Apr, 1 Maj, 1 Capt;
 - g. 2/71, Basic Clerical, N Comd TTC, 21 Apr - 29 Jun, 1 Cpl;
 - h. 13/71, QMS, RAASC Centre, 26 Apr - 21 May, 1 SSgt, 2 Sgts.

Training Areas and Ranges

5. A summary of the training facilities required by 6 RAR during Apr 71 is listed below.

a. Classification Range

- (1) A Coy 27 Apr, 29 Apr;
- (2) B Coy 8 Apr; and
- (3) D Coy 2 Apr.

25 Metre
/b. 25 Metre

b. 25 Metre Range

- (1) A Coy 30 Apr;
- (2) B Coy 27 Apr; and
- (3) Sp Coy 27 Apr.

c. Grenade Range

D Coy 1 Apr.

d. Mount Stuart Training Area

- (1) A Coy Stormy Creek Area - 6 Apr;
- (2) Sp Coy Re-entrant Area - 5 Apr; and
- (3) D Coy Hell Hale Creek Area - 29 Apr.

e. Mount Spec Training Area

- (1) A Coy 13 - 16 Apr. Area bordered by 0926, 1826, 1832, 0932;
- (2) B Coy 13 - 15 Apr. Area bordered by grids 0926, 1726, 1720, 0920;
- (3) D Coy 13 - 15 Apr. Area bordered by 18E - 23E and 22N - 27N;
- (4) Admin Coy 16 - 18 Apr. Area of Paluma Dam; and
- (5) 6 RAR 19 - 23 Apr Bn Ex. All of the area will be required.

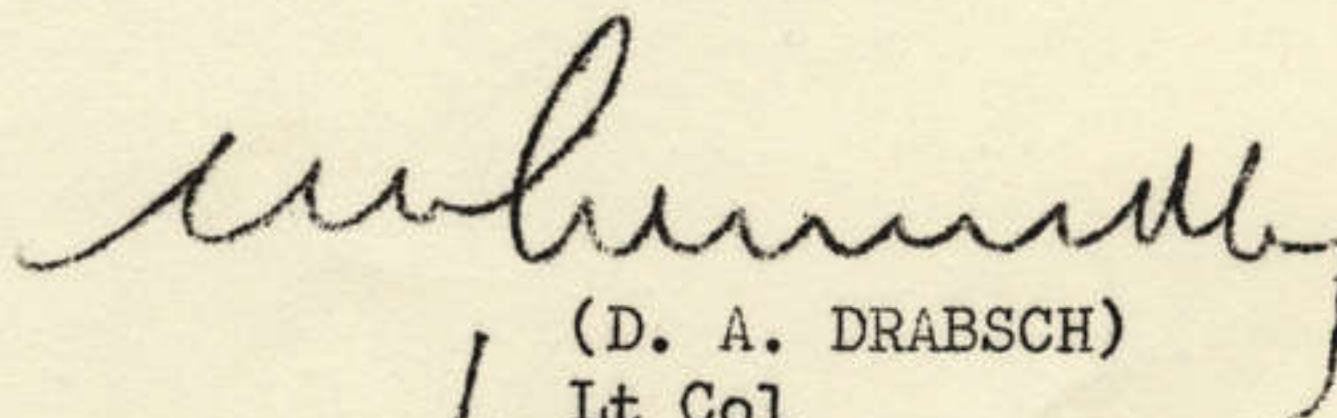
f. High Range

- (1) B Coy 5 Apr. Area bordered by grids 1937, 1938, 1939, 1940, 2037, 2038, 2039, 2040; and
- (2) Sp Coy 28 Apr. Field Firing.

Safety

6. For all training outside the Lavarack Area a rear link safety net is to be established.

7. It is requested that Det 1st Recce Flt be advised of the above outside training in the event Sioux is required for medevac.


(D. A. DRABSCH)
Lt Col
CO 6 RAR

Annexe: A. 6 RAR Monthly Training Forecast Apr 71.

Distribution:

HQ 3TF/NQ Area (3)
A Coy
B Coy
D Coy
Sp Coy
Admin Coy

For Information:

12 Fd Regt
4 RAR
1 RAR

Internal:

CO
2IC
Ops Offr
Adjt
IO
QM
Tpt Offr
RSM
WO Caterer
Comd's Diary (3)
File

ANNEX A TO
 6 RAR R810/5/5
 DATED 12 MAR 71

6 RAR MONTHLY TRAINING FORECAST APR 71

Serial	Dates	Coy	Activity	Location	Remarks
(a)	(b)	(c)	(d)	(e)	(f)
1	1 Apr	A B C Sp	Live Firing Duties Gren Range Ex 'Octopus/Continuing	High Range Bn Area Gren Range Haughton River	Instr to be produced
2	2 Apr	A B D Sp	Admin Duties M16, SLR Range practice Post Ex admin	Bn Area Bn Area Classification Range Bn Area	
3	5 Apr	A B D Sp	DP1, Admin for Singapore Field Firing Duties Close Trg to include weapons, helicopter training	Bn Area High Range Bn Area Re-entrant Area	Instr to be produced
4	6 Apr	A B D	Coy Harbours, Ambush, pl Attack Internal Security Trg Easter Standdown	Stony Creek Area Bn Area	on duty over Easter. b. Standdown period 6 - 12 Apr.

(a)	(b)	(c)	(d)	(e)	(f)
5	7 Apr	A) B) Sp)	Barracks Inspection Bn Sport Admin	Bn Area	
6	8 Apr	A B Sp	Internal Security Range Practice Admin/Duties	Bn Lines Classification Range Bn Area	
7	9 Apr	A B Sp	EASTER		
8	12 Apr	A B Sp	EASTER		
9	13 Apr 16 Apr	A B D Sp	Coy Ex Coy Ex Pl trg Bn Duties	Mt Spec Mt Spec Mt Spec Bn Area	Details TBA Details TBA Details TBA
10	16 - 18 Apr 19 - 23 Apr	Admin 6 MAR	Ech Ex Bn Ex	Mt Spec Mt Spec	Details TBA Details TBA

(a)	(b)	(c)	(d)	(e)	(f)
12	26 Apr 27 Apr	6 RAR A B D Sp	Bn Standdown Range Practice Pistol Practice Internal Security Wyn Trg, Zeroing	Classification Range 25 Metre Range Bn Area 25 Metre Range	
13	28 Apr	A) B) D) Sp	Barrack Inspection Bn Shoot Admin Field Firing	Bn Area High Range	Details TBA
14	29 Apr	A B D Sp	Range Practice Admin NAVEX Admin	Classification Range Hell Hole Creek	
15	30 Apr	A B L Sp	Piston Practice, Internal Security Prep for TF Ex Prep for TF Ex Prep for TF Ex	25 Metre Range, Bn Area	

TRAINING PROGRAMME - A COY 6 RAR.
15 - 19 MAR 71

COMPS DIARY

SERIAL	DAY - DATE	SUB UNIT	TIMINGS	SUBJECT	INSTRUCTOR	LOCATION	METHOD	REMARKS
1	Mon 15 Mar	Coy	-	Stand Down				In lieu of Mon Mar 1
2	Tue 16 Mar	Coy	0745-0830	Room Inspection	All	Lines	Practical	To be briefed by 2IC A Coy 121500 Mar.
3		Coy	0830-1230	DPI Checks	Pl Sgts	Lines	Practical	
4		Coy	1330-1430	Barrack Room Maintenance	All	Lines	Practical	
5		Coy	1440-1540	Reserved	-	-	-	
6		Pl	1555-1630	Physical Exercise incl 2 Mile Run	Pl Sgts	Lines	Practical	
7		Wed 17 Mar	Coy	0745-0830	Room Inspection	All	Lines	
8		Coy	0830-1630	Bn Trg and Sport				
9	Thu 18 Mar	Coy	0730-1530	Patrol Exercise	All	Mt Stuart	Practical	Requirements include a. Clearance of trg area b. Rations c. Blank Ammunition d. Transport
10		Pl	1530-1630	Admin-2 Mile Run	All	Lines	Practical	
11	Fri 19 Mar	Coy	0745-0830	Coy Pde and Inspection	All	Lines	Practical	
12		Coy	0830-1530	Rifle Shoot SLR and M16	All	25 Metre Range	Practical	Requirements include a. Landrover b. Late Meals c. Ammunition

Comds Diary

6 RAR
Lavarack Barracks
TOWNSVILLE Qld 4813

R220/2/8

17 Mar 71

See Distribution List B

REGIMENTAL FUNDS COMMITTEE MEETING
12 MAR 71

1. The meeting opened at 0900 hrs. Those present were:

235123 Maj O.J. O'Brien	President
2238433 2Lt R. A. Wigney	Sec/Treas
1201367 Cpl M. J. James	A Coy
1200663 Cpl C. S. Carruthers	D Coy
44702 L/Cpl D. M. Briscoe	B Coy
163642 Cpl C. J. Harris	Sp Coy
1730819 Cpl N. W. Iszlaub	Soldiers' Club
218197 L/Cpl G. A. Newton	Admin Coy

2. Minutes for meeting held 8 Feb 71 were read. Moved by Cpl James and seconded by L/Cpl Briscoe that the minutes be accepted.
CARRIED

3. Moved by Cpl James and seconded by Cpl Iszlaub that the following accounts paid by the Committee between 8 Feb 71 to 11 Mar 71 be paid:

Cheque No

814417	Hermit Park Squash Centre, \$10.38 (hire of courts);
814418	ASCO, \$37.50 (Sweets and drinks for Christmas party);
814419	Peters Arctic Delivery, \$1.40 (Christmas Party);
814420	Cash, \$60.00 (Soldiers' Club subsidy);
814421	6 RAR Diving Club, \$60.00 (Hire of boat 13-14 Feb 71);
814426	Receiver of Public Monies (Phone Call);
814427	Reef Fishing Club, \$140.00 (Hire of boat 27-28 Feb 71);
814428	Radio Rentals, \$160.00 (Hire of Guard Room Television);
814429	6 RAR Diving Club, \$60.00 (Hire of boat 27 Feb 71);
814431	Angus Smith (\$87.63) (Sports Equipment);
814434	Squash Centre Hermit Park, \$9.60 (Hire of Courts 3 Mar 71); and
814435	Cash, \$20.00 (Taxi Fund).

/ General Business

G

General Business

4. It was proposed by Maj O'Brien that the books "Brief on Long Tan Day" be distributed as follows:

- a. Officers' Mess;
- b. Sergeants' Mess;
- c. D Coy;
- d. Int Sect Library; and
- e. COs Office.

Moved by Cpl Carruthers and seconded by Cpl James.

CARRIED

5. Maj O'Brien proposed a development in more detail of bn histories, artifacts, war diaries, libraries and scrapbooks, also a bn Roll of Honour, and display of citations gained by members. He wished his ideas recorded in the minutes for later reference.

6. It was proposed that the bn pay for 5 pipe banners, the sixth being paid for by the 2/6th Aust Infantry Battalion Reunion. Moved by Cpl James and seconded by Cpl Iszlaub.

CARRIED

7. It was proposed that the committee buy the displayed diving equipment for \$150.00, and that any member could purchase same from Regimental Funds at any time, for the same amount. Moved by L/Cpl Newton and seconded by Cpl James.

CARRIED

8. Moved by Cpl James and seconded by Cpl Harris that the Diving Club subsidy be raised \$20.00 per month to cover extra boat hire costs.

CARRIED

9. Moved by Cpl Iszlaub and seconded by Cpl Carruthers that the Soldiers' Club Committee be granted \$100.00 per month as a subsidy for functions held.

CARRIED

10. There being no further business the meeting closed at 1005 hrs.

R.A. Wigney
 (R.A. WIGNEY)
 2Lt
 Sec/Treas

O.J. O'Brien
 (O.J. O'BRIEN)
 Maj
 President

D.A. Drabsch
 (D.A. DRABSCH)
 Lt Col
 CO

I DO / DO NOT CONCUR

Conde Day
(3 Copies)

6 RAR
Lavarack Barracks
TOWNSVILLE Qld 4813

R810/5/5

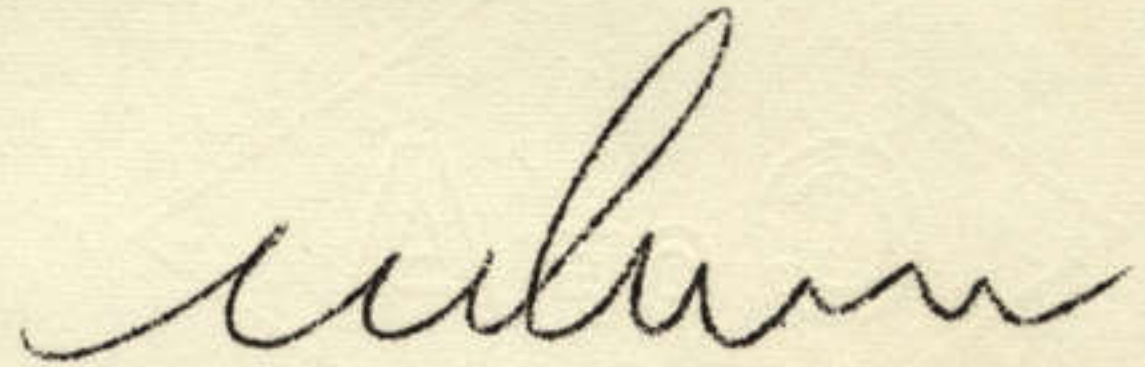
19 Mar 71

See Distribution List

AMENDMENT TO 6 RAR
TRAINING FORECAST
APRIL 1971

Reference: A. R810/5/5 dated 12 Mar 71.

1. Annex A to the above reference is amended as follows:
 - a. 5 - 9 Apr. D Coy; battalion duties;
 - b. 9 - 12 Apr. D Coy; Easter standdown; and
 - c. 9 - 12 Apr. Sp Coy; battalion duties.



(M. J. HARRIS)
Maj
for CO 6 RAR

Distribution:

HQ 3TF/NQ Area (3)
A Coy
B Coy
D Coy
Sp Coy
Admin Coy

For Information:

12 Fd Regt
4 RAR
1 RAR

Internal:

CO
2IC
Ops Offr
Adjt
IO
QM
Tpt Offr

/ RSM

600
LAVACON BARRACKS
TOWNSVILLE QLD 4813

RSM
WO Caterer
Comd's Diary (3)
File

8810715

See Distribution List

AMENDMENT NO. 6 BAR
TRAINING FORECAST
APRIL 1951

Reference: A. Reports dated 15 Mar 51.

Annex A to the above reference is amended as follows:

- a. 2-9 Apr: D Coy: Battalion duties;
- b. 9-12 Apr: D Coy: Easter standdown; and
- c. 9-12 Apr: Sp Coy: Battalion duties.

[Handwritten Signature]
 (M. J. HARRIS)
 Maj
 for CO & BAR

Distribution:

- HQ 375/40 Area (3)
- A Coy
- B Coy
- D Coy
- Sp Coy
- Admin Coy

For Information:

- 15 Pz Regt
- 4 BAR
- 1 BAR

Initials:

- CO
- SIC
- Ops Offr
- Adj
- IO
- QM
- Tpt Offr

RSM

Comds Diary
(3x)

MESSAGE

ROUTINE

221330K MAR 71

FROM 6 RAR

UNCLAS

TO LIST E

G 303

BRIEFING ON SINGAPORE . THE CO WILL BRIEF ALL RANKS ON HIS RECENT TRIP
TO SINGAPORE ON FRI 26 MAR IN THE ORS MESS . ALL RANKS ARE TO BE SEATED
BY 1455 HRS . ADJT TO HAND OVER TO CO . INT SECTION TO PROVIDE
MAPS CMM LECTURN AND POINTER

Page 1 of 1 pages

DRAFTER'S NAME & APPOINTMENT TEL NO FILE NO DATE

HARRIS OPS OFFR

7454 R553/1/1 /3/71

RELEASING OFFICER'S SIGNATURE AND RANK

Robert May

Comds Diary
(3x)

MESSAGE

ROUTINE

231000K MAR 71

FROM 6 RAR

TO LIST D

UNCLAS

INFO MILAREA TOWNSVILLE


TRG 320

IS TRG . REFERENCES . ALFA . 6 RAR R810/5/5 OF 12 MAR 71 .
BRAVO . SP COY SP18/71 OF 220300Z . CHARLIE . ADMIN COY 815/1/3
OF 19 MAR 71 . ONE . FILM KEEPING THE PEACE PARTS ONE AND TWO NOW
NOT AVAILABLE UNTIL 13 APR . TWO . IS TRG SCHEDULED IN THE ABOVE
REFERENCES FOR 6 APR NOW POSTPONED TO 29 APR

Page 1 of 1 pages CLASSIFIED NO DRAFTER'S NAME & TELE NO FILE NO DATE
APPOINTMENT

HARRIS OPS OFFR 7454 R810/5/5 /3/71

RELEASING OFFICER'S SIGNATURE AND RANK

 MAJ

Comds' Diary

(3 Copies)

6 RAR
Lavarack Barracks
TOWNSVILLE Qld 4813

R841/1/39

24 Mar 71

See Distribution List

ADDITIONAL SAFETY INSTRUCTIONS
EX "OCTOPUS" ONE

- References:
- A. 6 RAR R841/1/39 dated 9 Mar 71.
 - B. Telecon GS02 (Ops)/Ops Offr 6 RAR.
 - C. Manual of Army Safety, Chapter 12, Section 65.
 - D. Map: BOWLING GREEN; 1:000,000.

Locations

1. Exercise activities are to take place at the following coordinates:
 - a. echelon area: Grid 283672;
 - b. watermanship training area; Grid 283672 south to Grid 286644;
 - c. enemy camp sites: Grids 233708 and 244713; and
 - d. landing point for asslt boats: Grid 246732.

Safety

2. Safety Officers
 - a. Safety Officer Afloat
 - (1) 2Lt A. R. Kimpton has been nominated vide reference A as the Safety Officer Afloat.
 - (2) He is to read the duties of the Safety Officer contained in Annex B to reference C.
 - b. Safety Officer Ashore
 - (1) Maj D. C. Presgrove has been nominated vide reference A as the Safety Officer Ashore.
 - (2) He is to read the duties of the Safety Officer Ashore contained in Annex C to reference C.

/(3) During the

- (3) During the movement of the asslt boats from the echelon to the landing point the Safety Officer Ashore will parallel their movement along the beach in a landrover. The asslt boats are to travel 100 - 200 metres from the beach.

3. Communications

- a. Communications will be established between both Safety Officers during movement.
- b. The Safety Officer Afloat will exercise voice control of the movement of the asslt craft using a transhailer.
- c. The exercise is not to commence until satisfactory communications have been established.
- d. Visual Signals
 - (1) The Safety Officer afloat is to ensure that a lookout man is in contact with the shore control point at all times.
 - (2) The following visual signals are to be used:
 - (a) One Red Flare: Fired by any craft in difficulty On receipt all craft to close up under the direction of the Safety Officer who will issue further orders.
 - (b) One Green Flare: Fired by the Safety Officer Afloat to indicate that the exercise can proceed.

4. Livepreservers

- a. Inspection. Arrangements have been made to have all lifepreservers inspected by RAEME personnel on 26 Mar 71.
- b. Instruction. Instruction on the correct use of the lifepreservers will be given in the exercise area prior to training commencing.

5. Footwear. Sp Coy are to comply with the provisions of para 1270 of reference C.

6. Additional Equipment. The following additional equipment above that listed in reference A is to be carried by all craft:


- a. anchor line and anchor;
- b. waterproof torch;
- c. six red flares; and
- d. three green flares (carried in Safety Officer Afloats' boat.

/7. Surf Negotiation

7. Surf Neogtiation. The Safety Officer is to ensure that the requirements laid down in paras 1295 to 1297 of reference C are carried out.

8. Meteorology. A 24 hour weather forecast is to be obtained from the Weather Bureau (telephone 79 5999) by 6 RAR and passed to the rear **link** to Sp Coy.

9. Swimming Tests. It is considered undesirable to swim in the Haughton River area and therefore the particular test specified in para 1258 of reference C can not be done. However all members of Sp Coy have recently completed their annual BE swimming tests.


(D. A. DRABSCH)
Lt Col
CO 6 RAR

Distribution:

HQ 3TF/NQ Area (3)
Sp Coy (16)
OC Admin Coy
RAP
Tpt Offr
WO Caterer
Pipe Major

Internal:

CO
2IC
Ops Offr
Adjt
IO
RSM
Comds Diary (3)

Main Body

6. The remainder of A Coy is to parade under CSM A Coy at 0730 hrs 29 MAR 71. The CSM is to ensure that all rooms are secure, rear details are briefed and that the company departs Lavarack Barracks at 0800 hrs.

Safety

7. The safety instruction is attached as Annex F.

Communications

8. In addition to communications described in Annex F, the Signal Platoon is to provide a rear link from the company base camp to 6 RAR Lavarack Barracks.

Administration

9. Medical.

- a. A medical orderly to be provided by Admin Coy and located at the company base camp.
- b. A Sioux helicopter is requested to be in support of the company for aeromedevac.


10. Transport. Annex C.

11. Stores. Annex B.

12. Rations.

- a. Two cooks are requested from Admin Coy for period 28 MAR - 2 APR 71.
- b. Ration requirements are attached as Annex D.

13. Ammunition. Annex E.



(D.A. DRABSCH)
Lt Col
CO 6 RAR

/ Annexes

RESTRICTED

- 3 -

- Annexes:
- A. Training Programme
 - B. Stores List
 - C. Transport Requisition
 - D. Ration Requirement
 - E. Ammunition Requirement
 - F. Safety Instruction

Distribution:

A Coy (25)
B Coy (2)
D Coy (2)
Sp Coy (2)
Admin Coy (2)

QM

Tpt Offr

WO Caterer

Copy to:

NQ 3TF/NQ Area (3)

4 RAR

Internal

CO

2IC

Ops Offr

Adjt

IO

Asst Adjt

RSM

Comds Diary (3)

File

RESTRICTED

RESTRICTED

ANNEX A TO

6 RAR R 850/2

DATED 8 MAR 71

TRAINING PROGRAMME

SERIAL	DATE	TIME	SUBJECT	PLACE	INSTR	REMARKS
(a)	(b)	(c)	(d)	(e)	(f)	(g)
1	MON 29 MAR 71	0800 - 1230	Move to High Range Trg Area GR	A Coy	All	Move by TCU and L/R
2		1330 - 1700	Tgt Detection Gallery Shoot			1 Pl and ½ 2 Pl 2 practices per soldier
3		1330 - 1700	Sneaker Prac			3 Pl and ½ 2 Pl One practice per soldier
4		1900 - 2200	Night Firing			All. A total of 6 sect
5	TUES 30 MAR	0800 - 1230	Tgt Detection Gallery Shoot			3 Pl and ½ 2 Pl 2 practices per soldier
6		0800 - 1230	Sneaker Practice			1 Pl and ½ 2 Pl 1 practice per soldier
7		1330 - 1700	Fire Control			1 Pl and ½ 2 Pl A total of 3 sect
8		1330 - 1700	Fire Control			3 Pl and ½ 2 Pl A total of 3 Sect
9		1900 -	Night Ambush			All. A total of six sect
10	WED 31 MAR	0800 - 1230	Snap Practice			3 Pl and ½ 2 Pl 2 practices per soldier

RESTRICTED

ANNEX A TO
6 RAR R 850/2
DATED 8 MAR 71

SERIAL	DATE	TIME	SUBJECT	PLACE	INSTR	REMARKS
11	WED 31 MAR	0800 - 1230	Section Firing			1 Pl and ½ 2 Pl A total of 3 sects
12		1330 - 1700	Section Firing			3 Pl and ½ 2 Pl A total of 3 sect
13		1330 - 1700	Snap Practice			1 Pl and ½ 2 Pl 2 practices per soldier
14		1900 - 2200	Night Firing			All. A total of 6 sect.
15	THURS 1 APR 71	0800 - 1230	M60 Dart Battle Practice			3 Pl and ½ 2 Pl One practice per soldier
16		0600 - 1230	Section Firing			1 Pl and ½ 2 Pl A total of 3 sects
17		1330 - 1700	Section Firing			3 Pl and ½ 2 Pl A total of 3 sect
18		1330 - 1700	M 60 Dart Battle Practice			1 Pl and ½ 2 Pl One practice per soldier
19		1900 -	Night Firing			All. A total of six sections
20	FRI 2 APR 71	0800 -	RTU			

- Note.
1. Movement between stands to be by order of Officer in Charge.
 2. Concurrent trg is to take place at rear of firing point for details not involved in firing.

RESTRICTED

RESTRICTED

ANNEX B TO

6 MAR R 850/2

DATED 8 MAR 71

STORES LIST

<u>ITEM</u>	<u>QUANTITY</u>
Tent 11 x 11 extendable	1
Bucket plastic 2 Gallon	3
Binocular prism No 5 Mk 4	1
Food container insulated	4
Can water plastic	30
Hammer claw carpenter	1
Range outfit field gasoline M59	3
Pick digging w/handle 3½ lb	3
Padlock 1½"	1
Panel marker set	1
Trunk locker cabin metal	1
Tent sub unit CP	1
Minefield marking tape	Qty
Beaters fire knapsack spray	Qty
Score sheets	Qty
Whistle	1
Loud hailer	1
Ear protect	Qty
Shovels GS	4
Shovel short T handle	3
Stove gasoline burner	3
Table folding legs FS 42 x 24	1
" " " " 48 x 30	1
Table FS	4

RESTRICTED

RESTRICTED

- 2 -

ANNEX B TO

6 RAR R 850/2

DATED 8 MAR 71

<u>ITEM</u>	<u>QUANTITY</u>
Urn multipot	1
Lamp pressure	12
Lamps hurricane red	3
Flags signal red	6
Sandbags	500
Oral ear protectors	12
Oil rifle	Qty
Range fuel	Qty
Kerosine	Qty
Motor spirit	Qty
Radio set Ak/PRC 25	6
ANGRA 39	1
Fd kitchen stores as arranged.	

RESTRICTED

RESTRICTED

ANNEX C TO

6 RAR R 850/2

DATED 8 MAR 71

TRANSPORT EQUIPMENT

SERIAL	REPORTING PLACE	TIME	VEHICLES TYPE/NO	TASKS	RELEASE POINT/TIME	REMARKS
1	A Coy CQMS	1200 26 MAR 71	L/R ¾ TON and ½TON TLR	AMMO Veh and Coy Veh for week High Range	A Coy 6RAR 1200 2 AIR 71	L/R ¾ ton will also be safety vehicle for period.
2	A Coy CQMS	1200 28 MAR 71	TCV 1	Coy Stores to High Range	High Range GR 1200 29 MAR 71	This TCV to remain overnight and return with convoy 1200 29 MAR 71
3	A Coy CSM	0745 29 MAR 71	TCV 3	A Coy pers to High Range	High Range GR 1200 29 MAR 71	1 x TCV to remain until 2 APR 71
4	High Range GR	0800 2 APR 71	TCV 3	RTU - Stores/Troops of A Coy 6RAR	On return to A Coy 6RAR 2 APR 71	Vehs may arrive pm 1 APR if preferred.

Note: 1 x TCV required to remain in Exercise Area for period 28 MAR - 2 APR 71

RESTRICTED

RESTRICTED

ANNEX D. TO

6 RAR R 850/2

DATED 8 MAR 71

RATION REQUIREMENT

SERIAL	DATE OF COLLECTION	TYPE	QUANTITY
1	26 MAR 71	24 hour packs	1 day x 12
2	26 MAR 71	10 man composite	4 day x 70

RESTRICTED

RESTRICTED

ANNEX E TO

6 RAR R 850/250/2

DATED 8 MAR 71

AMMUNITION REQUIREMENT

1. The RSM 6RAR is requested to indent for the following ammunition:

SERIAL	TYPE	AMOUNT
1	CART 7.62 Ball	14000
2	CART 7.62 Link	15500
3	CART 7.62 Tra	-
4	CART 5.56 Ball	1300
5	Hand Held Flares	20
6	Primer CE	20
7	Cap Blasting Elec 33	60
8	Fuz Hand Gren M205	130
9	Chge Prac Hand Gren W/S	130
10	Flare Trip	40

Note: Pick up time: TBA

RESTRICTED

RESTRICTED

ANNEX F TO

6 RAR R 850/2

DATED 8 MAR 71

SAFETY INSTRUCTION - A COY 6 RAR

FIELD FIRING EXERCISE

28 MAR - 2 APR 71

- References:
- A. Map : High Range Training Area Special 1 : 50,000
 - B. HQ 3TF/NQA Standing Orders for High Range Training Area.
 - C. Manual of Army Safety.

General

1. A Coy 6RAR is to conduct a Field Firing Exercise in the High Range Training Area from 28 MAR - 2 APR 71.

Safety

2. In accordance with the Manual of Army Safety, Capt S.A. Sainsbury is appointed Range Safety Officer and is personally responsible for:
- a. Ensuring that all safety precautions and safety angles for all practices are explained to all members and are enforced,
 - b. Ensuring that all fire orders passed to members are such as to direct fire within the safety areas defined by the range officer, and,
 - c. Ensuring that the sentries are correctly briefed and carrying a written copy of their orders. They are placed at :
 - (1) No 1 post - a sentry equipped with a radio and red flag will be placed on the access road at grid reference 175495. Orders for the sentry will be kept at the sentry post at all times and any new sentry will be made aware of the contents. See Appendix 1 for orders.
 - (2) No 2 post - located at grid reference 225472. Details as in sub para (1) above. See Appendix 2 for orders.

/ (3) No 3 Post

RESTRICTED

RESTRICTED

- 2 -

ANNEX F TO

6 RAR R 850/2

DATED 8 MAR 71

- (3) No 3 Post - located at grid reference 190425.
Details as in sub para (1) above. See Appendix
3 for orders.

Medical

3. All members at the range practice are to wear ear protection. The medical orderly is to be centrally positioned at the control location with the vehicle allocated, equipped with stretcher. The vehicle is not to be used for other than medical tasks during live firing practices.

Communications

4. The following communications are to be manned from company resources:

- a. The range control net. (See Appendix 4)
- b. The TF safety net. (See Appendix 4)

In addition the Signal Platoon is providing a separate 6RAR rear link.

Blank Ammunition

5. No blank ammunition is to be carried/used during the Field Firing Exercise.

Restricted Area - No activity is to take place south of the 41 northing.

6. Appendices:
1. Sentry Orders No 1 Post.
 2. Sentry Orders No 2 Post.
 3. Sentry Orders No 3 Post.
 4. Communications Diagramme.
 5. Safety Template Small Arms.
 6. Safety Orders for Snap Range.
 7. Safety Orders for Sneaker Range.
 8. Safety Orders for Gallery Range.
 9. Safety Orders for Night Ambush Firing.

RESTRICTED

RESTRICTED

APPENDIX 1 TO ANNEX F TO

6 MAR R 850/2

DATED 8 MAR 71

ORDERS FOR SENTRY POST 1

Reference: A. HQ 3TF/NQA Standing Orders for the High Range Training Area.

1. You are sentry post number (1).
2. Your location is grid reference 175495.
3. Your radio frequency is 42.25 ALT 51.00.
4. Your call sign is 11.
5. Control call sign is 10.
6. Further radio instructions are:
 - a. Remain on listening watch until closed down by control.
 - b. You will maintain a radio check to control each hour on the hour.
7. You shall display your red flag in a prominent position, adjacent to your sentry post, to be substituted for a red lamp at night.
8. You shall not leave your post until you are officially relieved.
9. The firing point position is at grid reference for the period 29 MAR - 2 APR 71.
10. No movement is permitted into the range without clearance from range control.
11. Range Safety Officer is CAPT S.A. SAINSBURY.

RESTRICTED

RESTRICTED

APPENDIX 2 TO ANNEX F TO

6 RAR R 850/2

DATED 8 MAR 71

ORDERS FOR SENTRY POST 2

Reference: A. HQ 3TF/NQA Standing Orders for the High Range Training Area.

1. You are sentry post number (2).
2. Your location is grid reference 225472.
3. Your radio frequency is 42.25 ALT 51.00.
4. Your call sign is 12.
5. Control call sign is 10.
6. Further Radio instructions are:
 - a. Remain on listening watch until closed down by control.
 - b. You will maintain a radio check to control each hour on the hour.
7. You shall display your red flag in a prominent position, adjacent to your sentry post, to be substituted for a red lamp at night.
8. You shall not leave your post until you are officially relieved.
9. The firing point position is at grid reference..... for the period 29 MAR - 2 APR 71.
10. No movement is permitted into the range without clearance from range control.
11. Range Safety Officer is CAPT S.A. SAINSBURY.

RESTRICTED

RESTRICTED

APPENDIX 3 TO ANNEX F TO

6. PAR R 850/2

DATED 8 MAR 71

ORDERS FOR SENTRY POST 3

1. You are sentry post number (3).
2. Your location is grid reference 189411.
3. Your radio frequency is 42.25 ALT 51.00.
4. Your call sign is 13.
5. Control call sign is 10.
6. Further radio instructions are:
 - a. Remain on listening watch until closed down by control.
 - b. You will maintain a radio check to control each hour on the hour.
7. You shall display your red flag in a prominent position, adjacent to your sentry post, to be substituted for a red lamp at night.
8. You shall not leave post until you are officially relieved.
9. The firing point position is at grid reference 190425 for the period 29 MAR - 2 APR 71,
10. No movement is permitted into the range without clearance from range control.
11. Range Safety Officer is CAPT S.A. SAINSBURY.

RESTRICTED

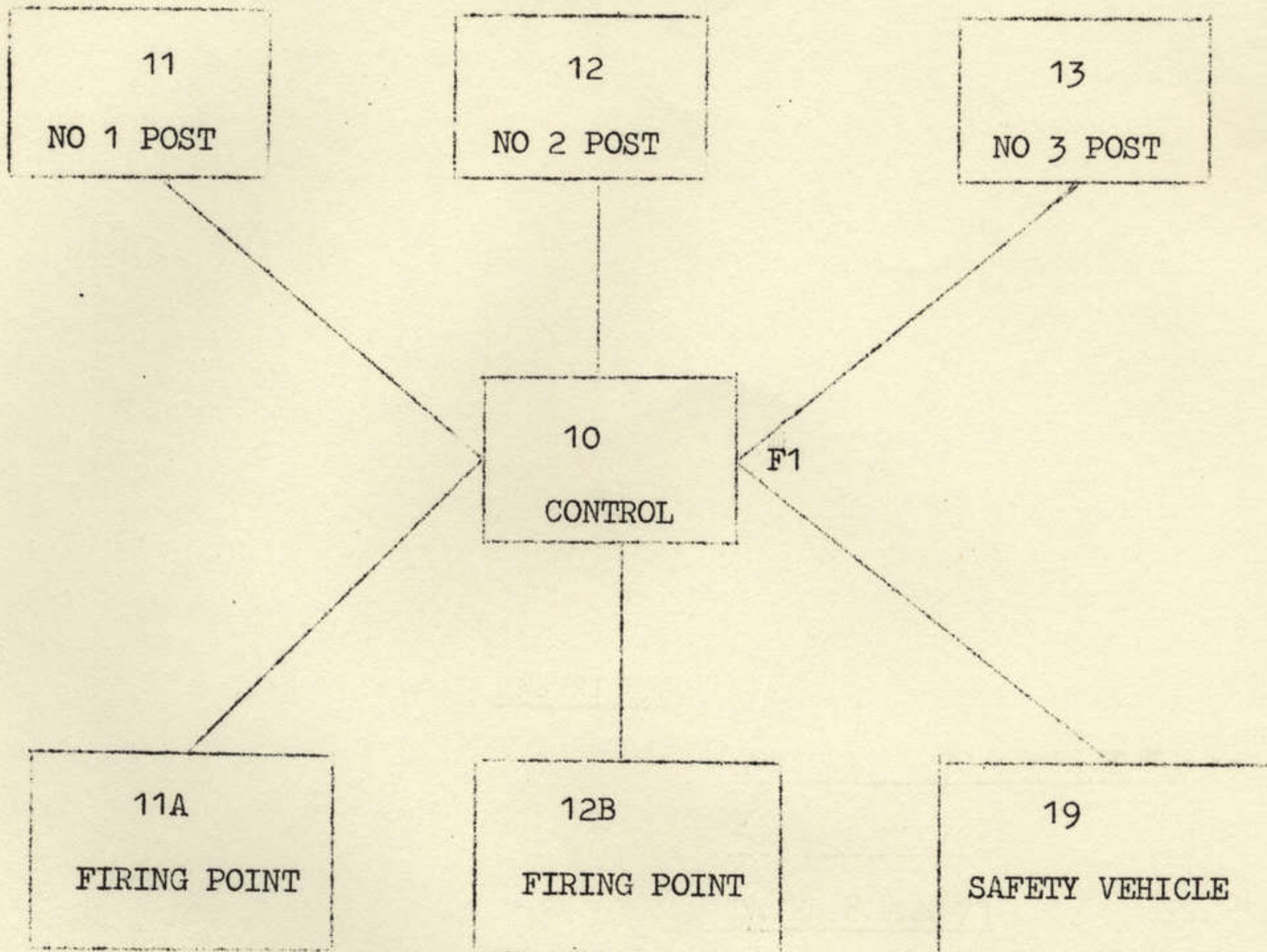
RESTRICTED

APPENDIX 4 TO ANNEX F TO

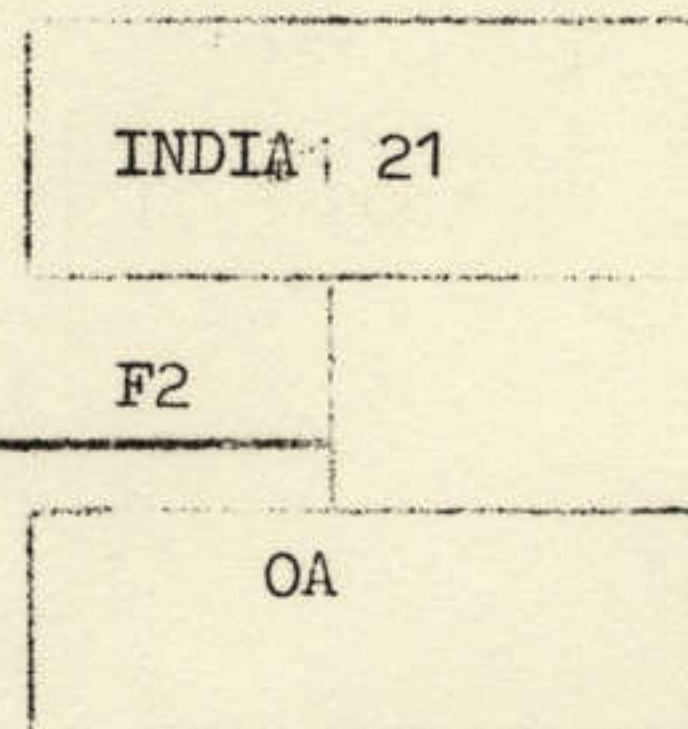
6 RAR R 850/2

DATED 8 MAR 71

RANGE CONTROL NET



TF SAFETY NET



F1 42.25 ALT 69.40

F2 51.00

F.A.
ARAR

RESTRICTED

RESTRICTED

APPENDIX 5 TO ANNEX F TO

6 RAR R 850/2

DATED 8 MAR 71

SAFETY TEMPLATES SMALL ARMS

Map: High Range Trg Area. (1:50,000)

50

19

50

47

Sneaker Range

24

47

17

44

Night Firing

Snap/Gallery

Range

RESTRICTED

RESTRICTED

APPENDIX 6 TO ANNEX F TO

6 RAR R. 850/2

DATED 8 MAR 71

SNAP RANGE

Location

1. The firing point is located at grid reference 216443.

Arcs of Fire

2. The arcs of fire are:
Left - 1366.70 mills magnetic.
Right - 3266.70 mills magnetic.

Types of Activity

3. Practice. From a stationary position the soldier is to engage pop up targets immediately they are observed.
4. Weapons. Only SLR 7.62mm and 5.56mm Armalite rifles are to be used.
5. Ammunition. Only ball ammunition for the above weapons is to be located at the ammunition point for this range.
6. Firing Detail. Only one firer is to be on the firing point at any given time.
7. Supervisor. The supervisor is to be an officer/NCO.
8. Flags. A red flag is to be positioned at the entrance to the range.
9. Weapons Checked. All soldiers weapons are to be checked immediately on completion of firing by the officer/NCO in charge.
10. Restrictions. The following restrictions are to be observed:
 - a. The practice is not to be conducted at night,
 - b. The practice is not to commence until a medical orderly has been positioned in a central point for all ranges in use and
 - c. The officer/NCO in charge of the practice is to brief all soldiers on:
 - a. Right and left of arcs and
 - b. Conduct of the practice.

RESTRICTED

RESTRICTED

APPENDIX 7 TO ANNEX F TO

6 PAR R 850/2

DATED 8 MAR 71

SNEAKER LANE

Location

1. The start point is at grid reference 218454.

Arcs of Fire

2. The arcs of fire are:
 - a. Left - 4266.70 mills magnetic, and
 - b. Right - 5966.70 mills magnetic.

Types of Activity

3. Practice. The soldier while moving along a track is to engage pop up targets immediately they are observed.
4. Weapons. Only SLR 7.62mm or 5.56mm Armalite rifles are to be used.
5. Ammunition. Only ball ammunition for the above weapons is to be located at the firing point.
6. Firing Detail. Only one firer is to be on the lane at any given time.
7. Supervisor. The soldier is to be accompanied by a supervisor. The supervisor is to be an officer or senior NCO.
8. Flags. A red flag is to be positioned at the entrance to the lane.
9. Weapons Checked. All soldiers weapons are to be checked immediately on completion of firing by the officer/NCO in charge.
10. Restrictions. The following restrictions are to be observed:
 - a. The practice is not to be conducted at night,
 - b. The practice is not to commence until a medical orderly has been positioned in a central point for all ranges in use and
 - c. The officer/NCO in charge is to brief all soldiers before commencing the practice on:
 - a. Right and left of arcs and
 - b. Conduct of the practice.

/Note 1.

RESTRICTED

RESTRICTED

APPENDIX 7 TO ANNEX F TO

- 2 -

6 RAR R 850/2

DATED 8 MAR 71

Note 1. The officer/NCO in charge is to remain BEHIND the firer at all times.

2. NO target is to be positioned where due to the angle of firer and target, the safety arcs is crossed.

RESTRICTED

RESTRICTED

APPENDIX 8 TO ANNEX F TO

6 PAR R 850/2...

DATED 8 MAR 71

SHOOTING GALLERY

Location

1. The firing point is at grid reference 216443.

Arcs of Fire

2. The arcs of fire are:
 - a. Left - 1366.70 mils magnetic and
 - b. Right - 3266.70 mils magnetic.

Types of Activity

3. Practice. The soldier using the SLR 7.62 or 5.56mm Armalite rifle fires at various targets as indicated by the instructor within the given target area.
4. Weapons. Only SLR 7.62 or 5.56mm Armalite rifle are to be used.
5. Ammunition. Only ball ammunition for the above weapons is to be located at the ammunition point for this range.
6. Firing Detail. Only one firer is to be on the firing point at any time.
7. Supervisor. The officer in charge is to be an officer or NCO.
8. Flags. Flags are to be positioned at:
 - a. The firing point and
 - b. Entrance to the range.
9. Weapons Checked. All soldier's weapons are to be checked immediately after completion of firing by the officer/NCO in charge.
10. Restrictions. The following restrictions are to be observed:
 - a. The practice is not to be conducted at night,
 - b. The practice is not to commence until a medical orderly has been positioned in a central point for all ranges in use, and
 - c. The officer/NCO in charge of the practice is to brief all soldiers before commencing the practice on:
 - (i) Right and left of arcs and
 - (ii) Conduct of the practice.

RESTRICTED

RESTRICTED

APPENDIX 9 TO ANNEX F TO

6 RAR R-850/2

DATED 8 MAR 71

NIGHT FIRING

Location

1. The firing point is at grid reference 218452.

Arcs of Fire

2. The arcs of fire are:
 - a. Left - 4366.70 mills magnetic and
 - b. Right - 6016.70 mills magnetic.

Types of Activity

3.
 - a. The sect is positioned on the ground watching their front. On being provided with ground illumination the section engages targets to their front. On completion of a given time limit the sect ceases fire.
 - b. The sect is awarded points as follows:
 - (i) one point per hit and
 - (ii) minus 10 points for each target not hit.
4. Weapons. The following weapons are to be used:
 - a. SLR 7.62 mm,
 - b. Armalite 5.56 mm and
 - c. GPMG M60.
5. Ammunition. Only ball ammunition for the above weapons is to be located at the ammunition point for this range.
6. Firing Details. A maximum of 10.
7. Supervisor. The supervisor is to be an officer, assisted by a minimum of 2 NCO's.
8. Red Lanterns. Red lanterns are to be positioned at:
 - a. Either flank on the section,
 - b. At the ammunition point and
 - c. Entrance to the range.

/ 9. Ground Trip Flares.

RESTRICTED

RESTRICTED

APPENDIX 9 TO ANNEX F TO

- 2 -

6 RAR R 850/2

DATED 8 MAR 71

9. Ground Trip Flares. A trip flare with electric detonator No 33 is to be pre positioned forward of both flanks of the firing detail. Both trip flares are to be controlled by NCO's and command detonated on order by the officer in charge.
10. Weapons Checked. All weapons are to be checked on completion of the practice and before the section leaves the firing point.
11. Restrictions. The following restrictions are to be observed:
 - a. The practice is not to commence until a medical orderly with vehicle is positioned to the rear of the firing point,
 - b. The sects are to be numbered before and after the practice,
 - c. The officer in charge is to brief all soldiers on:
 - (i) Left and right of arcs and
 - (ii) Conduct of practice.
 - d. There is to be no movement forward of firing point. Flares are to be reset on order by the officer in charge.

RESTRICTED

6 RAR
Lavarack Barracks
TOWNSVILLE 4813

29 Mar 71

R845/1/4

See Distribution List

FIELD FIRING HIGH RANGE 5 APR 71
GENERAL INSTRUCTIONS

- References:
- A. Manuel of Army Safety 1967
 - B. Safety Orders for The High Range Training Area
 - c. Map Australia Series R733 High Range Training Area (Special) Qld Edition 7 1:50,000

General

1. B Coy is to carry out field firing in the High Range area on 5 Apr 71.
2. The area is bounded by grid references 1537, 1538, 1539, 1540, 1837, 1838, 1839 and 1840.

Aim

3. To practice B Coy in firing the M79 and M72.

Co-ordinating Instructions

4. Timings

- a. Recce. Lt Price and 2Lt Webcke Tues 30 Mar 71.
- b. Advance Party. ETD Lavarack 050530 Apr 71.
- c. Main Body. ETD Lavarack 050630 Apr 71.
- d. Main Body. RTU 051800 Apr 71.

5. Advance Party

- a. Composition. Lt Price, 2Lt Webcke, Cpls Joyce, Young, Gannon, Bassett and two (2) soldiers per platoon.
- b. Task. Set up control HQ at GR 168398 and ranges for firing.

6. Main Body. The remainder of B Coy is to move to the High Range area by TCV under the command of 2Lt Mellington.

Control and Safety..

7. Capt K.W. Lunny is appointed Safety Officer for the exercise and is responsible for overall control.
8. 2Lts Webcke and Mellington are appointed Assistant Safety Officers and will conduct the M72 and M79 ranges respectively.

9. The above officers are to be conversant with all aspects of safety as laid down in references A and B.

Safety Brief.

10. "Check Fire" On this command **all** personnel firing will acknowledge and act immediately to make their weapons safe. The command "cancel check firing" is to be given by the person giving the original "check fire" before any firing can recommence.

11. Minimum Safety Distances. The following distances are to be observed:

- a. M72 HEAT - 100 metres and
- b. M79 HE - 80 metres.

12. Sentries. The Safety Officer will station all sentries. Sentries are to be equipped with radios and red flags. The Safety Officer is to brief all sentries. Sentries are not to leave their post until properly relieved.

13. For all practices soldiers are not to fire until ordered to do so by the Range Conducting Officer.

14. At all times when firing is taking place personnel involved in firing area are to wear steel helmets and ear protection.

15. Safety Templates. Annex E.

Destruction of Blinds.

16. The Assault Pioneer Platoon is to provide a qualified NCO to attend all practices for the destruction of blinds.

Administration

17. Ammunition. CSM B Coy is to indent and ensure that the ammunition is transported by the advance party to High Range.

18. Rations. CQMS B Coy is to arrange the following:

- a. Morning tea for the main body,
- b. Cut lunch plus cool drink for 70 persons and
- c. Hot evening meal at 051600 Apr 71 including hot brew.

19. Medical.

- a. The RAP is to provide one medical assistant to move with the main body and to be in attendance during firing.
- b. The B Coy Vehicle is to carry a stretcher and remain at Control HQ.
- c.


20. Stores. CQMS B Coy is to arrange for all stores listed in Annex E. These are to travel with the advance party.
21. Dress. Patrol order including two (2) full water bottles.
22. Rubbish. Is to be collected in sandbags and returned to 6 RAR CSM B Coy is to organize the return of rubbish.

Transport Requirement.

23. 30 Mar 71. 1 x $\frac{3}{4}$ ton Landrover (Recce Party)
24. 5 Apr 71.
- a. 0515 hours. Advance party.
 - (1) 1 x $\frac{3}{4}$ ton Landrover
 - (2) 1 x TCV stores.
 - b. 0615 hours. 3 TCVs (Main Body)
 - c. 1400 hours. 1 x $\frac{3}{4}$ ton Landrover (Evening hot box meal)
25. All transport is to remain at High Range until 1800 hours 5 Apr 71.

Command and Signals.

26. Radio Diagram. Annex C.
27. CQMS B Coy is to requisition for radios, an operator and 292 antenna.


(D.A. Drabsch)
Lt Col
CO 6 RAR

- Annexes:
- A. Programme 5 Apr 71.
 - B. Safety Templates M72 and M79.
 - C. Radio Diagram
 - D. Sentry Orders
 - E. Store List.

/Distribution

Distribution

HQ 3TF/NQ Area	(3)
B Coy	(12)
Sp Coy	
Admin Coy	
QM	
Capt Lunny	
Tpt Pl	
RAP	

Internal

CO	
Ops Offr	
IO	
RSM	
Comd's Diary	(3)
File	

TRAINING PROGRAMME - 5 APR 71

Serial	From	To	Subject	Instr	Area	Remarks
(a)	(b)	(c)	(d)	(e)	(f)	(g)
1.	0615	0630	Parade, embussing of tps.	CSM	CHQ	Dress, patrol order.
2.	0630	0900	Move to High Range Trg Area	2Lt Mellington		
3.	0900	0930	Instruction in firing M79 & M72	M79 Cpls Young Joyce M72 Cpls Gannon Bassett	171388	M79 4P1 & $\frac{1}{2}$ 5P1 M72 6P1 & $\frac{1}{2}$ 5P1
4.	0930	1000	Instruction in firing M79 & M72	as for serial 3	171388	M79 6P1 & $\frac{1}{2}$ 5P1 M72 4P1 & $\frac{1}{2}$ 5P1
5.	1000	1020	Morning Tea			
6.	1020	1230	Live Firing	M79 2Lt RC Webcke M72 2Lt JT Mellington	168389	Coy divided as for serial 3
7.	1230	1300	Lunch		169388	

..../8.

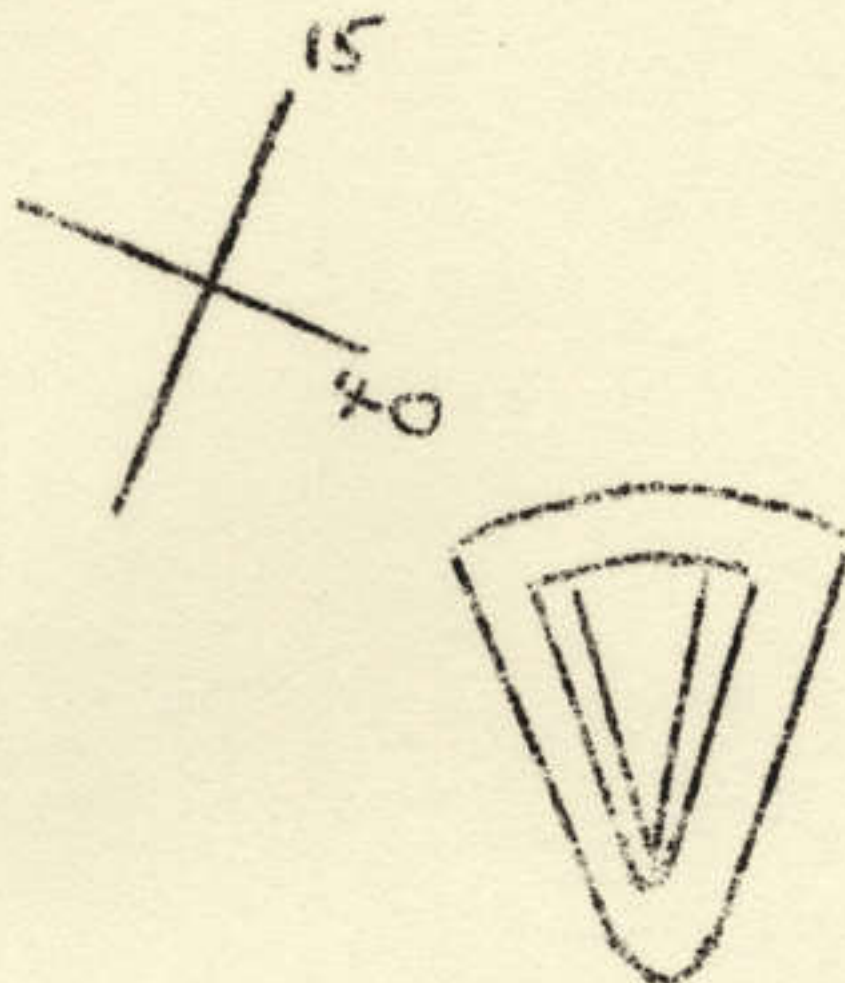
ANNEX A

Serial	From	To	Subject	Instr	Area	Remarks
(a)	(b)	(c)	(d)	(e)	(f)	(g)
8.	1300	1600	Live firing continued	as for serial 6	168389	as for serial 6
9.	1600	1700	Destruction of blinds, clean area	Lt MR Price		
10.	1700	1800	Evening meal, complete packing of stores.	Lt MR Price	169388	
11.	1800	2030	RTU			

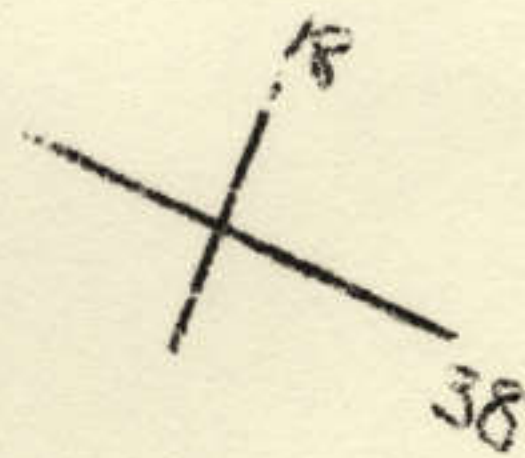
ANNEX B TO
6 RAR R798/1/4
DATED 19 MAR 71

SAFETY TEMPLATES M72 AND M79

1. M72

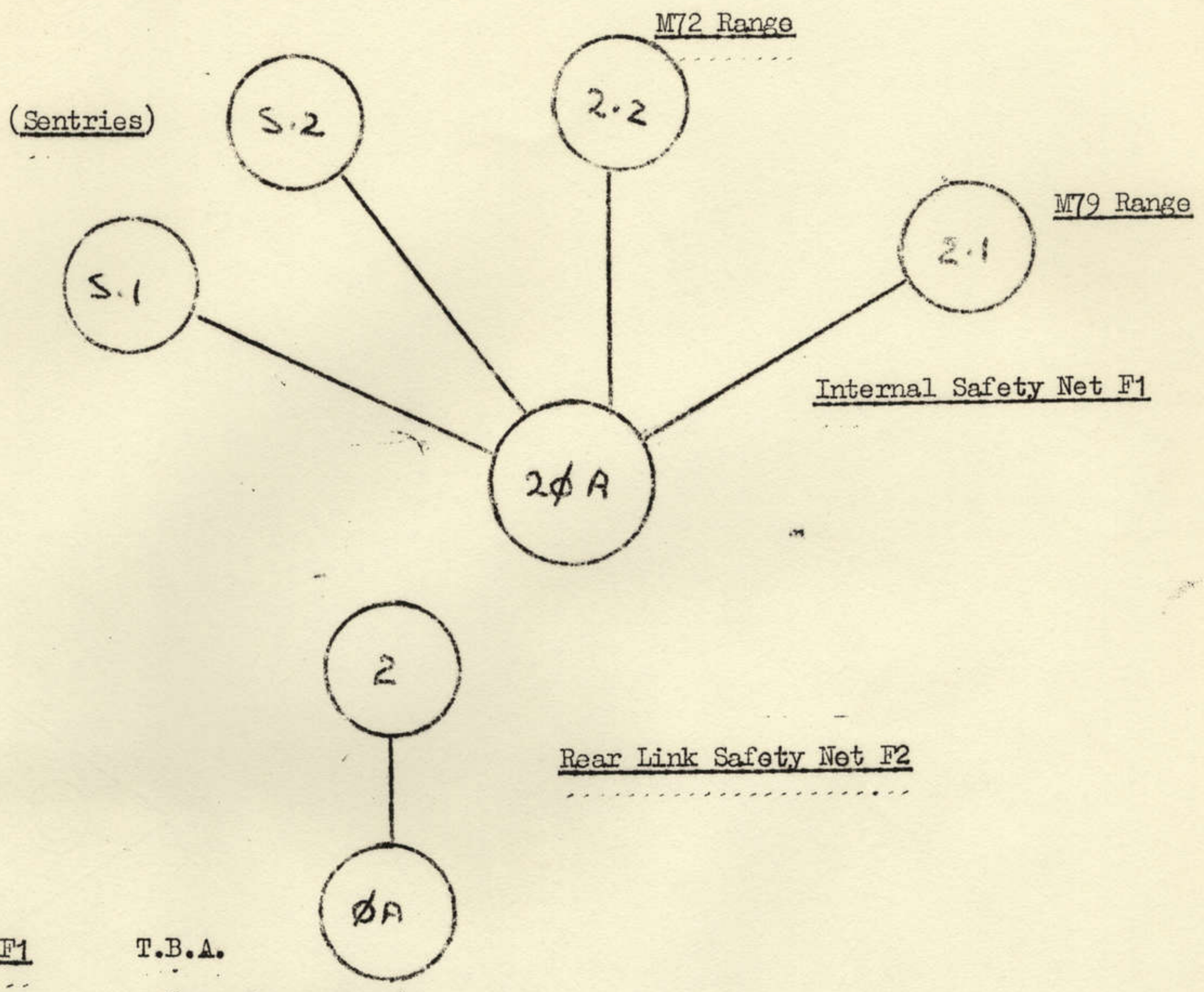


2. M79



ANNEX C TO
6 RA
DATED 29 MAR 71

RADIO DIAGRAM



F1
F2

T.B.A.
51,000 (Rear Link)

ANNEX D TO
6 RAR R798/1/4
DATED 24 MAR 71

SENTRY ORDERS

1. You are Sentry Post Number
2. Your location is GR.....
3. You are to display your red flag in a prominent position adjacent to your post.
4. You are to stop all vehicles and personnel attempting to enter the range area, seek clearance for their entry and arrange their movement accordingly.
5. You are not to leave your post under any circumstances until officially relieved.
6. Radio.
 - a. Frequency
 - b. Your callsign is
 - c. Atk Pl HQ callsign is.....and is located at GR.....
 - d. You are to remain on continuous listening watch.
 - e. You are to call c/s 6.1 every hour on the hour for a radio check.

7. Other sentry locations are:

<u>Post NO</u>	<u>C/S</u>	<u>Location</u>
----------------	------------	-----------------

8. Firing is in progress as follows;

<u>GR</u>	<u>Wpn being Fired</u>	<u>Timings</u>
-----------	------------------------	----------------

9. Chief Safety Officer is.....

ANNEX E TO
6 RAR R798/1/4
DATED 19 MAR 71

STORES LIST

<u>Item</u>	<u>Quantity</u>	
Red Flags	6	
Whistles	3	
Sandbags	100	
Ear Protection	Qty	
Steel Helmets	20	
Loud Speaker	1	
Radios AN/PRC 25	6	
Antenna 292	1	
Tables FS	3	
Targets Fig 11	15	
Jerry Cans 5 Gal (filled)	4	
Shovels (short handle)	4	
Soap powder	Qty	
Tubs washing	4	} to be at lunch point.
Dishwashers	4	
Jerry Cans 5 Gal. (filled)	3	
Axes	4	} Fire equipment.
Firebeaters	35	
Mattocks	4	
Fire fighting rakes	10	
Knapsack sprays	10	
Shovels	4	

6 RAR
Lavarack Barracks
TOWNSVILLE 4813

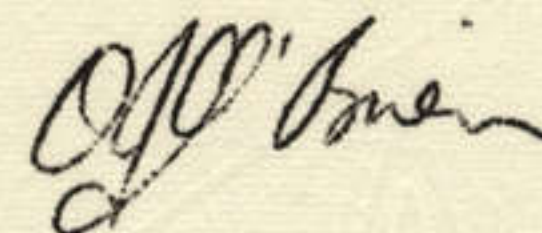
R553/1/3

30 Mar 71

See Distribution List

DENTAL EXAMINATIONS
FOR 6 RAR DEPENDANTS
17 APR 71

1. Dental examinations will be carried out on all dependants 3 years and over who have not yet been dentally examined for movement to Singapore, at the Lavarack Dental Unit (near the Lavarack Assembly Hall) from 1330 - 1600 hrs on Saturday 17 Apr 71.
2. As this may be the only opportunity for a battalion booking for dependants with 16 Dental Unit all members are to ensure that their dependants have been dentally examined. If members cannot meet this date the UFLO is to be advised immediately.
3. Members with dependants not residing in Townsville are to ensure arrangements are made for their dependants to be examined by an Army dentist in the command in which they are residing. Examination by a civilian dentist only, is not sufficient.
4. After treatment both copies of dental certificate are to be returned to the UFLO.



(O. J. O'BRIEN)
Maj
for CO

Distribution:

List A less serials 22, 23, 26, 29
Families (225)
Spare (10)

For Information:

16 Dental Unit

Admin 532/1/1

30 Mar 71

List B

IMMUNIZATION PROGRAMME FOR DEPENDANTS

Reference: A 6 RAR R506/3/1 dated 11 Mar 71.

1. General. As laid down in Reference A, dependants will be attending the RAP for immunization prior to moving to Singapore. Due to the numbers attending it will be necessary to provide certain facilities for their comfort.

2. Dates. The families will be attending on the following days starting at 0830 hours.

- a. 7 Apr 71.
- b. 14 Apr 71.
- c. 21 Apr 71.
- d. 28 Apr 71.
- e. 5 May 71.
- f. 12 May 71.
- g. 19 May 71.
- h. 26 May 71.
- i. 2 Jun 71.

3. Facilities. The following facilities are to be provided and the members listed are responsible to organize them on each of the above dates.

a. Cover.

- (1) Open Area on ground floor of the MI Block - Int Section.
- (2) Tentage adjacent to RAP - Sgt G. Burnett.


b. Information on Singapore in MI Block - Int Section.

c. Seating.

- (1) MI Block - 50 chairs
- (2) Tentage - 50 chairs - Sgt G. Burnett.

d. Refreshments.

- (1) Hot drinks and Paper cups (Coffee and Tea) for 100 persons.
- (2) Cold drinks and paper cups (Squash) for 100 persons. - WO Caterer.


(I.M. GUILD)
Capt
OC
Admin Coy

AUSTRALIAN ARMY

UNIT
COPY

6 RAR
Lavarack Barracks
TOWNSVILLE Qld 4813

R841/1/42

30 Mar 71

See Distribution List

EXERCISE "MATA IKAN"

- References:
- A. Map, Series R631, TOWNSVILLE, 8259, Edn 1, 1:100,000.
 - B. Map, Series R631, BOWLING GREEN BAY, 8359, Edn 1, 1:100,000.
 - C. Manual of Army Safety.

General

- 1. 6 RAR Intelligence Section will conduct an exercise in the Cape Cleveland Area for the period 5 - 8 Apr 71.

Aims

- 2. Exercise is designed to practice the following:
 - a. navigation, map reading and voice procedure;
 - b. cp procedures including construction of CP's, encoding and decoding, recording, map marking, formal support requests and
 - c. aerial reconnaissance.

Base Camp

- 3. A base camp will be set up at G.R. 218840 (references A and B).

Timetable

- 4. See Annex A.

Syndicates

- 5. See Annex B.

/Communications

Communications

6. Rear Link Safety Net. A rear link safety net is to be established from Cleveland to 6 RAR. The net is to be manned 24 hours a day at 6 RAR. (Link to be located at the 6 RAR Guard Room 1600 hrs to 0800 hrs daily).
7. A schedule, once every 4 hours on the even hour is to be maintained at Cape Cleveland from 0600 hrs to 1800 hrs daily.
8. Radio Diagram. See Annex C.

Safety

9. Safety Officer. Safety Officer is 235323 Capt A. S. D'Hage.
10. Safety Instructions. See Annex D.

Administration

11. Medical. 43498 Sgt P. P. Buttigieg is qualified (medical) Gp 9. A medical kit is to be carried.

Rubbish

12. Rubbish is to be burned and buried.

Transport

13. Following transport is required:
 - a. 2 X TCV's. Report 6 RAR Transport Yard 0630 hrs 5 Apr 71 to load stores. Depart Lavarack 0730 hrs for Cleveland. Released on completion of task.
 - b. 1 X ¾ ton Landrover with ¼ ton trailer as Safety vehicle for duration of exercise. Depart 6 RAR Transport Yard 0700 hrs 5 Apr 71. Released 8 Apr 71.
 - c. 2 X TCV's. Report to Cleveland G.R. 218840 1030 hrs Thu 8 Apr 71. Released 1400 hrs approx 8 Apr 71.


Dress

14. Field order to be worn. PT gear is to be carried.

/15. Stores

Stores

15. See Annex E.



(D. A. DRABSCH)
Lt Col
CO 6 RAR

- Annexes:
- A. Timetable.
 - B. Syndicates.
 - C. Radio Diagram.
 - D. Safety Instructions.
 - E. Stores List.

Distribution:

HQ 3TF/NQ Area (3)

Internal:

A Coy
B Coy
D Coy
Sp Coy
Admin Coy
CO
2IC
Ops Offr
Adjt
IO
QM
Tpt Offr
RSO
RMO
WO Caterer
Guard Room
Comds Diary (3)
File
Float

ANNEX A TO
6 RAR R841/1/42
DATED 23 MAR 71

TIMETABLE - EXERCISE "MATA IKAN"

Serial	Day/Date	Timings	Subject	Location	Remarks
(a)	(b)	(c)	(d)	(e)	(f)
1	Mon 5 Apr 71	0630 hrs	Load Stores.	6 RAR Transport Yard	
2	Mon 5 Apr 71	0730 hrs	Depart Lavarack	As in Serial 1	
3	Mon 5 Apr 71	0930 hrs	Arrive Base Camp	G.R. 218840	
4	Mon 5 Apr 71	0930 - 1600 hrs	Establish Base Camp Construct CP Lecture CP Procedures	G.R. 218840	Capt D'Hage
5	Mon 5 Apr 71	1600 - 1800 hrs	PT 1 mile run Baseball	Beach Front	
6	Mon 5 Apr 71	1930 - 2100 hrs	Lecture: Revision basic points on navigation, voice procedure map reading	Lecture Hut	Sgt Buttigieg
7	Tue 6 Apr 71	First light	Reveille Parade. PT 1 mile run	Beach Front	
8	Tue 6 Apr 71	0615 - 0700 hrs	Administration		
9	Tue 6 Apr 71	0730 - 1600 hrs	Syndicates 1, 2 and 3 insert by assault craft for patrolling	Routes as advised	
10	Tue 6 Apr 71	0830 - 1100 hrs	Syndicates 4 and 5. Aerial reconnaissance	Areas as advised	Lecture on ac by pilot
11	Tue 6 Apr 71	1100 - 1200 hrs	Syndicates 4 and 5. Preparation for patrolling	Base Camp	
12	Tue 6 Apr 71	1300 - 1600 hrs	Syndicates 4 and 5 insert by assault craft for patrolling	Routes as advised	

ANNEX A

(a)	(b)	(c)	(d)	(e)	(f)
13	Tue 6 Apr 71	1600 - 1800 hrs	PT Vollyball, 1 mile run	Beach Front	
14	Tue 6 Apr 71	1930 - 2100 hrs	Lecture. Map marking, compilation of intelligence reports	Lecture Hut	Cpl
15	Wed 7 Apr 71	First Light 1600 hrs	As for Tue 6 Apr 71 with the syndicate groups exchanging programmes.		
16	Wed 7 Apr 71	1600 - 1800 hrs	PT 1 mile run. Football	Beach Front	
17	Thu 8 Apr 71	First Light	Reveille Parade PT 2 mile run		
18	Thu 8 Apr 71	0615 - 0700 hrs	Administration		
19	Thu 8 Apr 71	0700 - 1000 hrs	CP Procedures	CP	
20	Thu 8 Apr 71	1000 hrs	Break Camp - Return Lavarack		

- Notes:
- a. All locstats to be sent in code.
 - b. Lecture plans to IO prior to Fri 2 Apr 71.

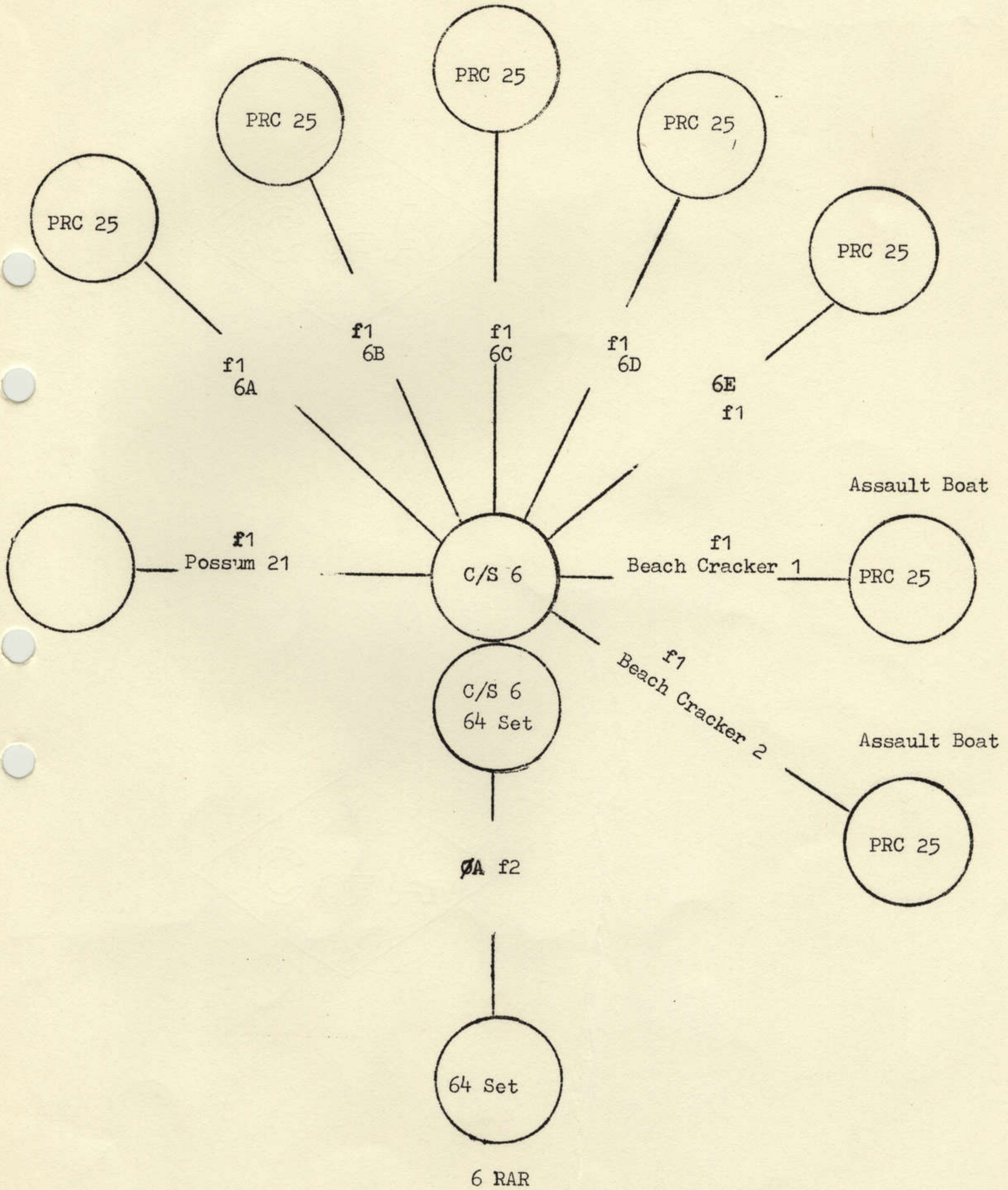
Annex B to 6 RAR
R 84111/42
Dated 30 Mar 71

SYNDICATES

Syndicate 1	218101 3798265	Cpl N.F. Howarth Pte R.J. Walker)	C/s6A
Syndicate 2	5717237 45565	Pte K.J. Smith Pte J. Cech)	C/s6B
Syndicate 3	6709693 220107	Pte J.C. Suitor Pte G.L. Harris)	C/s6C
Syndicate 4	1201707 312796	Pte R.G. Maddocks Pte I.R. Cole)	C/s6D
Syndicate 5	3798477	Pte N.D. Feltham To be advised)	C/s6E

ANNEX C TO
6 RAR R841/1/42
DATED 30 MAR 71

RADIO DIAGRAM



SAFETY INSTRUCTIONS

1. Action if Lost. Head toward high ground. Contact control, HQ by radio. If radio contact not made, light safe smoky fire and await search patrol.
2. Action if Injured. Apply First Aid. Contact Control HQ.
3. Snake Bite
 - a. If possible kill snake and keep for identification purposes.
 - b. Reassure the victim as complete recovery from snake bite is the rule rather than the exception.
 - c. Keep the victim at rest, and apply a lightly constricted ligature, (handkerchief belt or piece of cloth) to bitten limb between the bite and the heart.
 - d. This ligature must be tightened until the veins stand out, but must not be so tight as to stop the pulse at ankle/wrist of bitten limb. The ligature should be released for one minute every thirty minutes.
 - e. Wash the bitten part with plain water by pouring water over it, DO NOT RUB.
 - f. Now immobilise the bitten part by applying a splint and keep the bitten limb down below the level of the heart.
 - g. If victim stops breathing give mouth to mouth resuscitation.
 - h. Inform Exercise HQ immediately by radio. All actual casualties are to be reported in clear commencing with the word "NO DUFF" followed by the grid reference, time of accident and nature of injury.

Use of Assault Boats

4. Equipment:
 - a. All equipment to be used during the exercise is to be checked by the Safety Officer before use.
 - b. All power boats are to carry a set of paddles for use in case of breakdown.
 - c. Each boat is to carry 20 feet of coiled ½ inch cordage with float attached and two bailing tins.

5. Safety Boat:

- a. One MK 4 Assault boat equipped with outboard motor is to be designated as the safety boat.
- b. This boat is to remain afloat and operational during all training periods.

6. Medical. Resuscitation equipment is to be available for the duration of the training.

7. Emergency Drills:

a. Man Overboard:

- (1) Member to shout "HELP".
- (2) Witnesses to raise alarm by shouting "MAN OVERBOARD" (port or starboard) and maintain a close watch on the member in the water.
- (3) If the boat concerned is a power boat, the commander should close the throttle and where possible, swing the tiller in such a manner that the stern and propeller swing away from the member in difficulty.
- (4) The boat commander should then nominate a crewman to throw the cordage and float to the man in the water.
- (5) The safety boat should move directly to the scene of the incident and provide assistance if required.
- (6) If necessary the member is then to be moved to the bank for treatment or evacuation.

b. Sinking Drill:

- (1) If sinking or capsizing is imminent, the boat commander is to order "PREPARE TO ABANDON".
- (2) Where applicable, the boat commander is to turn off the engine.
- (3) The crewman and passengers prepare to enter the water. (The Boat commander should be the last to evacuate the boat).
- (4) At the directions of the safety officer all available boats are to make an immediate attempt to recover the boat and its crew.
- (5) Where a craft is not likely to sink immediately, the safety officer may direct that the safety boat fix a line and tow the boat concerned to the bank.

/Casualty Evacuation

8. Casualty Evacuation:

- a. All casualties together with information regarding their disposal are to be passed immediately to 6 RAR by radio.
- b. Minor casualties are to be treated by the medical orderly and evacuated direct to 6 RAR by the safety vehicle or helicopter if available.
- c. Serious casualties, if possible are to be treated by the medical orderly and taken direct to Townsville General Hospital by the safety vehicle/helicopter.
- d. 6 RAR are to be requested to advise the hospital of the following details:
 - (1) type of casualty;
 - (2) estimated time of arrival at the hospital; and
 - (3) any further information which may assist hospital staff.

9. Use of Boats:

- a. Crews and/or passengers are not to embark or disembark until ordered to do so by the boat commander acting on instructions from the **Safety Officer**.
- b. Passengers are to position themselves in the boat as instructed and once the boat is launched are not to move unless instructed to do so by the boat commander.
- c. Passengers are not to stand in the boats or sit on the gunwhales.
- d. Smoking in the boats is prohibited.

10. Life Preservers:

- a. Life preservers "VEST TAFT" are to be worn by all crew and passengers during watermanship training.
- b. Vests are to be inspected by the safety officer prior to all launchings.

11. Safety Officer Afloat. The Safety Officer Afloat is Capt A. S. D'Hage. Duties are as per Annex B to Chapter 12 of reference C.

12. Safety Officer Ashore. The Safety Officer Ashore is Sgt P. P. Buttigieg. Duties are as per Annex C to Chapter 12 of reference C.

13. Communications.

- a. Communications will be established between both Safety Officers during movement.

/b.

- b. The Safety Officer Afloat will exercise voice control of the movement of the asslt craft using a transhailer.
- c. The exercise is not to commence until satisfactory communications have been established.
- d. Visual Signals. The following visual signals are to be used:
 - (1) One Red Flare: Fired by any craft in difficulty. On receipt all craft to close up under the direction of the Safety Officer who will issue further orders.
 - (2) One Green Flare: Fired by the Safety Officer Afloat to indicate that the exercise can proceed.

14. Lifepreservers

- a. Inspection. Arrangements will be made to have all lifepreservers inspected by RAEME personnel.
- b. Instruction. Instruction on the correct use of the lifepreservers will be given in the exercise area prior to training commencing.

15. Footwear. Int Sect are to comply with the provisions of para 1270 of reference C.

16. Additional Equipment. The following additional equipment above that listed in reference A is to be carried by all craft:

- a. anchor line and anchor;
- b. waterproof torch;
- c. six red flares; and
- d. three green flares (carried in Safety Officer Afloats' boat).

17. Surf Negotiation. The Safety Officer is to ensure that the requirements laid down in paras 1295 to 1297 of reference C are carried out.

18. Meteorology. A 24 hour weather forecast is to be obtained from the Weather Bureau (telephone 79 5999) by 6 RAR and passed by the rear link to Int Sect.

19. Swimming Tests. It is considered undesirable to swim in the Cleveland area and therefore the particular test specified in para 1258 of reference C can not be done. However all members of Sp Coy have recently completed their annual BE swimming tests.

STORES LIST

1.	a.	Tents 11' X 11'	8
	b.	Tables FS	4
	c.	Chairs Canvas	17
	d.	Stretchers	17
	e.	Cans Water Seal Plastic (filled)	20
	f.	Sandbags	200
	g.	Marker Panel	1 set
	h.	Toilet paper	2 rolls
	i.	Soap	6 cakes
	j.	Picks	2
	k.	Shovels	3
	l.	Pressure lamps (with spare mantels)	8
	m.	Kerosine	Qty
	n.	Buckets Plastic 2 gal	2
	o.	Binoculars Prism No 5 Mk 4	3
	p.	Blankets Inner	6
	q.	Steel pickets	12
	r.	Cordage	100'
	s.	Cooking Sets 3 piece	3
	t.	Cookers	3
	u.	Petrol	4 gal
	v.	Axe	1
	w.	Loud Hailer (with batteries)	2
	x.	Smoke	12
	y.	Compass/Protractors	6
2.		<u>Signal Stores.</u>	
	a.	AN/PRC 25 Sets (Complete CES)	7
		/b.	64 Sets

- b. 64 Sets 2
- c. Cable D 10 1 mile
- d. Numerical Codes 6 sets
- e. Operation Codes 6 sets
- f. 292 Antennae 1
- g. AN/PRC 25 Set Batteries 24
- h. Torch Batteries 12
- i. 64 Set Batteries 2
- j. Dipoles 4

3. CP Stores.

- a. CP Tent 1
- b. Ops Logs Qty
- c. Int Logs Qty
- d. 6 RAR SOPs 6
- e. TF SOPs 2
- f. Stationary Qty
- g. Maps (Talced) 20
- h. Locstat Board 1
- i. Proformas Qty
- j. Proforma Book 1

4. Medical Stores.

- a. Medical Kits 2
- b. Resuscitation Equipment Qty
- c. First Aid Kits 5

5. Sporting Equipment

- a. Football 1
- b. Baseball 1 set
- c. Volley Ball 1
- d. Volley ball Net 1

/6. Assault

- | | | | |
|----|----|------------------------------|---------------|
| 6. | a. | Assault Boats | 2 |
| | b. | Outboard Motors (with CES) | 2 |
| | c. | Fuel | Qty |
| | d. | Smoke (red) | 12 |
| | e. | Rope | 100' per boat |
| | f. | Emergency Repair Kits | 2 |
| | g. | Vests "TAFT" | 12 |

RESTRICTED

AUSTRALIAN ARMY
ROUTINE ORDERS PART 1

BY

LIEUTENANT COLONEL D.A. DRABSCH, MBE

COMMANDING OFFICER

6TH BATTALION THE ROYAL AUSTRALIAN REGIMENT

LAVARACK BARRACKS

TOWNSVILLE

3 MAR 71

ISSUE NO 8

SERIALS 59 - 64

59. BATTALION DUTIES.
60. ADMINISTERING COMMAND.
61. BARRACK DAMAGES.
62. WARNING IN FOR RATIONS.
63. SPORT.
64. AMENDMENT.

NOTICES

FOR SALE - 1964 EH 179 HOLDEN SEDAN.

FOR SALE - 1963 EJ HOLDEN.

SERGEANTS MESS FORMAL DINNER.

GENERAL MEETING - SERGEANTS MESS.

RESTRICTED

RESTRICTED

-2-

59. BATTALION DUTIES

1. The following will mount duty on dates as follows:

a. Battalion Orderly Officer

Tue 9 Mar 71	-	Lt	M.R. PRICE
Wed 10 Mar 71	-	2Lt	G.C. RICHARDSON
Thu 11 Mar 71	-	2Lt	I.H. ALEXANDER
Sat 13 Mar 71	-	2Lt	S.G. PRATT
Sun 14 Mar 71	-	2Lt	J.T. MELLINGTON
Mon 15 Mar 71	-	2Lt	R.A. WIGNEY

b. Battalion Orderly Sergeant

Mon 8 Mar 71	-	Sgt	R.L. YOUNG
Tue 9 Mar 71	-	Sgt	R.R. PYNE
Wed 10 Mar 71	-	Sgt	T. WILCZEK
Thu 11 Mar 71	-	Sgt	P.P. BUTTIGIEG
Fri 12 Mar 71	-	Ssgt	N.J. RANKIN
Sat 13 Mar 71	-	Sgt	H.O. MARSCHALL
Sun 14 Mar 71	-	Sgt	D.W. CHAPMAN
Mon 15 Mar 71	-	Sgt	L.J. CONNOLLEY

60. ADMINISTERING COMMAND

1. 235123 Maj O.J. O'BRIEN is appointed to administer command of 6 RAR from 8 Mar 71 to 18 Mar 71 inclusive during the temporary absence of 235041 Lt Col D.A. DRABSCH.

2. 216196 Capt I.M. GUILD is appointed Officer Commanding Admin Coy with effect from 8 Mar 71.

61. BARRACK DAMAGES

1. The following members are to make a group payment of \$2.50 at 13 cents each for replacement of Damaged medium size Fly Screen to Building 322, Room 1-2:

17920	Sgt	J.C. PETERSEN	61868	Cpl	T.R. BASSETT
61885	Cpl	K.C. CLARK	44709	Cpl	D. O'DARE
44702	Lcpl	D.M. BRISCOE	2794633	Pte	G.F. BLEWITT
3798426	Pte	R. COLE	4720090	Pte	M.A. DAVIS
3799656	Pte	D.R. EMERY	1736590	Pte	C.D. FORDHAM
56376	Pte	K.N. HAWES	2795847	Pte	A. GERRITSEN
2795268	Pte	A.J. HOWARD	1736627	Pte	T.J. MALYON
56324	Pte	G. SCOTT	2795490	Pte	R.K. REED
217811	Pte	M.P. WATSON	1737025	Pte	O.R. WILLIAMS

...../2

RESTRICTED

RESTRICTED

-3-

2. The following members are to make a group payment of \$2.50 at 14 cents each for replacement of Damaged medium size Fly Screen to Building 322, Room 2-2:

54873	Sgt	N. LINDSAY	37995	Cpl	C.J. GANNON
18276	Cpl	J.F. YOUNG	1201714	Cpl	J.P. JOYCE
219537	Lcpl	R.B. GOODALL	45564	Pte	K.A. EATON
1201828	Lcpl	M.J. HORN	3798500	Pte	T.N. GARDNER
220167	Pte	G.L. HARRIS	313859	Pte	R.E. SMITH
56250	Pte	K.A. PROCTOR	2795326	Pte	C.L. BOWER
5717631	Pte	J.W. McCARTHY	5717680	Pte	R.L. SAMERS
45693	Pte	K.R. HAMMOND	3799393	Pte	C.T. McMAHON
3799357	Pte	W.W. STEWART			

62. WARNING IN FOR RATIONS

1. The following members of ADMIN COY are warned in for rations on dates stated:

4 MAR 71

Sgt	CHAPMAN
Pte	M.R. BAK
Pte	W.L. FERGUSON
Pte	D.W. PERGER
Pte	A.L. KELLY
Pte	R.H. TURNER
Pte	E. SCHMID
Pte	B. LEWIS

5 MAR 71

WO1	McLEOD LEE
Cpl	G.J. BLACK
Cpl	P.V. WHITE
Cpl	R.F. BATES
Cfn	P.L. EDIE
Pte	S. GARNSWORTHY
Pte	A. GORRIE
Pte	K.C. JEANS
Pte	C.J. MITCHELL
Pte	H.A. SMITH
Pte	G.M. QUINN

2. The following member of ADMIN COY is warned in for rations on 1 and 2 Mar 71:

Cpl C.S. SPARROW

3. Reference Routine Order Part 1 No. 58/71 para 2(b):

Amend date to read 15 MAR 71, due to changes in Coy Training programme.

4. SP COY less Mortar Platoon is warned in for rations on 1 and 2 MAR 71.

5. Mortar Platoon is warned in for rations on 2 and 3 MAR 71.

...../Sport

RESTRICTED

RESTRICTED

-4-

63. SPORT

15516 W02 L.J. TURNER has been granted permission to play Rugby League Football for the Police Boy's Reserve grade side on Sun 7 MAR 71 commencing at 1430 hours.

64. AMENDMENT

1. 1202362 Pte A.C. NORCOTT is permitted to enter the wet canteen with effect from 4 Mar 71.

2. Routine Order No 50/71 is cancelled.

D.A. Drabsch
(D.A. DRABSCH)

Lt Col

CO

NOTICES

FOR SALE: 1964 EH 179 HOLDEN SEDAN

1964 EH 179 Holden Sedan - 11 months registration, Fitted with near new Radio, Sunvisor and Tow Bar - Guaranteed Motor. (Cash or Take Over Terms)

Would be interested in taking over old vehicle to the value of approx \$150.00.

Interested personnel contact Cpl Brown at Bn HQ on Ext 7410.

FOR SALE: 1963 EJ HOLDEN

A 1963 EJ Holden is available for sale. Members interested are to contact Lcpl R.J. FITZPATRICK, B Coy, 6 RAR. Particulars are as follows:

Price - \$750 or nearest offer.
Radio
Good tyres
Colour - Blue
New Motor - registered only 6,000 miles.

RESTRICTED

...../5

SERGEANTS MESS FORMAL DINNER

1. The proposed formal dinner of the Sergeants Mess on Fri 12 Mar 71 is CANCELLED.
2. It is now proposed for Fri 19 Mar 71, and is to include 1 RAR (AUST COMPONENT).

GENERAL MEETING - SERGEANTS MESS

As previously forwarded at the General Meeting on 11 Feb 71, all senior NCOs will assemble in the Ante room at 1530 on 8 Mar 71.

Agenda:

Financial Statement (Feb).
General Business.

Compos 11/12/71

RESTRICTED

AUSTRALIAN ARMY

ROUTINE ORDERS PART 1

BY

LIEUTENANT COLONEL D. A. DPABSCH, MBE

COMMANDING OFFICER

6TH BATTALION THE ROYAL AUSTRALIAN REGIMENT

LAVARACK BARRACKS

TOWNSVILLE

11 MAR 71

ISSUE NO 9

SERIALS 65 - 72

- 65. BATTALION DUTIES
- 66. ADMINISTERING COMMAND
- 67. QUALIFIED BATTLE EFFICIENCY TESTS
- 63. DAMAGES TO LANDROVER CANOPIES
- 69. ISSUE OF SHORT'S GREEN
- 70. WARNING IN FOR RATIONS
- '1. SPORTS BULLETINS
- '2. SPORT

RESTRICTED

65. BATTALION DUTIES

1. The following will mount duty on dates as follows:

a. Battalion Orderly Officer

Tue 16 Mar 71	-	Lt J. E. LONGWORTH
Wed 17 Mar 71	-	2Lt D. J. CULLEN
Thu 18 Mar 71	-	2Lt R. F. HOLDEN
Fri 19 Mar 71	-	2Lt I. H. ALEXANDER
Sat 20 Mar 71	-	Lt M. R. PRICE
Sun 21 Mar 71	-	2Lt D. K. OBST
Mon 22 Mar 71	-	2Lt R. C. WEBCKE

b. Battalion Orderly Sergeant

Mon 15 Mar 71	-	Sgt T. R. DOUGLAS
Tue 16 Mar 71	-	Sgt B. E. JOYCE
Wed 17 Mar 71	-	Sgt G. L. BUTTERY
Thu 18 Mar 71	-	Sgt A. G. BUTLER
Fri 19 Mar 71	-	Sgt L. W. LANGABEER (until 1600)
Sat 20 Mar 71	-	Sgt R. N. YOUNG
Sun 21 Mar 71	-	Sgt L. R. POLLOCK
Mon 22 Mar 71	-	Sgt P. C. ANDERSON

c. Battalion Duties

15 Mar - 21 Mar	-	Sp Coy
22 Mar - 28 Mar	-	A Coy
29 Mar - 4 Apr	-	B Coy
5 Apr - 8 Apr	-	D Coy
9 Apr - 18 Apr	-	Sp Coy
19 Apr - 26 Apr	-	Rear Details

66. ADMINISTERING COMMAND

19968 Capt K. W. LUNNY is appointed to administer command of D Coy from 8 Mar to 21 Mar 71 inclusive during the temporary absence of 38611 Capt C. N. TITMARSH who is on the 21/71 Fd Offr (Tac 3) Course for that period.

67. QUALIFIED BATTLE EFFICIENCY TESTS

The following members have qualified in all aspects of Battle Efficiency tests for 1971/72:

213094	Sgt	R. L. YOUNG
1200754	Cpl	C. J. RAMSDEN
217114	L opl	K. B. KELLER
214884	Cfn	A. M. DEAN
1200544	Cfn	P. L. EDIE
3787560	Cfn	D. J. HOLMAN
43960	Cpl	R. CRANE

/68.

RESTRICTED

- 3 -

68. DAMAGE TO LANDROVER CANOPIES

1. The straps on the rear of the landrover canopies are being damaged as person are using them to assist themselves into the vehicle.
2. The tailgate of the landrover is to be dropped to enable persons to embus and debus.

69. ISSUE OF SHORTS GREEN

All members of the Transport and Band Platoons of Admin Coy are authorized to have an issue of four (4) pairs of the above shorts.

70. WARNING IN FOR RATIONS

1. A Coy

- a. All living out members of A Coy are warned in for rations for lunch on 8 Mar and 11 Mar 71 for Coy training.
- b. 14757 Sgt G. H. NEWBERY and 14755 Sgt J. P. GURNEY are warned in for rations from 6 Mar to 15 Mar 71 inclusive for Subject C for Warrant rank.
- c. The following members of A Coy are warned in for the evening meal on 15 Mar and all meals on 16 Mar 71 due to unit stock-take:

42492 WO2 L. H. LARCOMBE
13945 S sgt R. D. KING
39677 D cpl B. E. FELDMAN
1734585 Pte D. W. JONES

2. D Coy

- a. All living out members of D Coy are warned in for rations for the period 8 Mar to 14 Mar 71 for En duties.
- b. 13401 WO2 V. CREAGH is warned in for lunch and dinner on 16 Mar 71.

3. Sp Coy

- a. The following are warned in for the period 6 - 16 Mar 71:

213002 Sgt L. W. LANGABEER
18482 Sgt A. G. BUTLER
14429 Sgt A. C. McLEAN

- b. The following are warned in for the period 8 - 10 Mar 71:

43498 Sgt P. P. BUTTIGIEIG

/218101

RESTRICTED

RESTRICTED

- 4 -

218101 Cpl N. S. HOWARTH
3798265 Pte R. J. WALKER
1201707 Pte R. G. MADDOCKS
3798477 Pte N. D. FELTHAM

4. Admin Coy

a. The following members are warned in for rations from 6 - 15 Mar 71:

17842 Sgt B. B. KILLALEA
14124 Sgt P. C. ANDERSON
1411229 Sgt G. C. BURNETT

b. All members of QM Pl are warned in for the evening meal 15 Mar and lunch and evening meal 16 Mar 71.

71. SPORT BULLETINS

Sport Bulletins are to be displayed on company notice boards as there has been a lack of attendance at promulgated meetings.

72. SPORT

It is approved by the CO 6 RAR for 1202315 Pte K. M. VICKERY to race at Savanna Speedway on 13 Mar 71.

PS [Signature]
(D. A. DRABSCH)
LT COL
CO 6 RAR

RESTRICTED

AUSTRALIAN ARMY

ROUTINE ORDERS PART 1

BY

LIEUTENANT COLONEL D.A. DRABSCH, MBE

COMMANDING OFFICER

6TH BATTALION THE ROYAL AUSTRALIAN REGIMENT

LAVARACK BARRACKS

TOWNSVILLE

17 MAR 71

ISSUE NO 10

SERIALS 73 - 79

- 73. BATTALION DUTIES
- 74. ADMINISTERING COMMAND
- 75. AMENDMENT NO 4 - 6 RAR STANDING ORDERS
- 76. MISUSE OF ASCO FACILITIES
- 77. 1 RAR (AUST COMPONENT) STANDING ORDERS
- 78. WARNING IN FOR RATIONS
- 79. SPORT

NOTICES

VISIT BY THE JOINT SELECT COMMITTEE ON THE
DEFENCE FORCES RETIREMENT BENEFITS LEGISLATION

LOST AND FOUND

RESTRICTED

RESTRICTED

-2-

73. BATTALION DUTIES

1. The following will mount duty on dates as follows:

a. Battalion Orderly Officer

Tue 23 Mar 71	-	Lt	J.E. LONGWORTH	
Wed 24 Mar 71	-	2Lt	R.C. WEBCKE	
Thu 25 Mar 71	-	Lt	J.E. LONGWORTH	
Fri 26 Mar 71	-	2Lt	S.G. PRATT	
Sat 27 Mar 71	-	2Lt	P. MORGAN) (LRAR Aust Comp)
Sun 28 Mar 71	-	2Lt	A.H. LONGHURST	
Mon 29 Mar 71	-	2Lt	A.R. KIMPTON	

b. Battalion Orderly Sergeant

Mon 22 Mar 71	-	Sgt	P.C. ANDERSON
Tue 23 Mar 71	-	Sgt	G.C. BURNETT
Wed 24 Mar 71	-	Sgt	B.B. KILLALEA
Thu 25 Mar 71	-	Sgt	A.C. McLEAN
Fri 26 Mar 71	-	Sgt	R.C. SHEPPARD
Sat 27 Mar 71	-	Sgt	J.C. PETERSEN
Sun 28 Mar 71	-	Sgt	K.F. DONALD
Mon 29 Mar 71	-	Sgt	G.H. NEWBERY

74. ADMINISTERING COMMAND

1. 235356 Capt S.A. SAINSBURY is appointed to administer command of A COY from 21 Mar 71 until 4 Apr 71 inclusive during the temporary absence of 52028 Maj G.L. MANSFORD.

2. 47033 Maj D.C. PRESGRAVE is appointed to administer command of B COY for disciplinary purposes from 21 Mar 71 until 4 Apr 71 inclusive during the temporary absence of 17096 Capt R.B. BISHOP.

75. AMENDMENT NO 4 - 6 RAR STANDING ORDERS

Division 9, Part 4, para 180, Page 56.

Arrest:

Amend para 180, sub para (f) after Reveille.

ADD "When directed by the Commanding Officer."

RESTRICTED

...../77

76. MISUSE OF ASCO FACILITIES

1. It has been brought to notice that unauthorised persons are using ASCO facilities to purchase domestic requirements and bottled liquors.
2. The role of ASCO is outlined in para 5, MBI 37-1. Persons other than soldiers and their dependants and Department of Army civilian employees are not entitled to the facilities offered by canteens and such trading is prohibited.
3. The sale of intoxicating liquor by ASCO or re-sale by members to persons other than those authorised by para 3, 132-1, is prohibited.
4. As violation of the instructions regarding ASCO trading can lead to curtailment of supplies by wholesale traders to ASCO establishments, all customers entitled to use ASCO facilities are to assist in the protection of their privilege by bringing to the notice of ASCO authorities any instance of unauthorised use of ASCO facilities.
5. 6 RAR Routine Order Part 1 Serial 8/70 is cancelled.

77. 1 RAR (AUST COMPONENT) STANDING ORDERS

Until further notice, all members of 1 RAR (Aust Component) are subject to the provisions of 6 RAR Standing Orders.

78. WARNING IN FOR RATIONS

1. All living out members of A COY are warned in for rations from 22 Mar 71 until 28 Mar 71 inclusive for Battalion duties.
2. 42492 WO2 L.H. LARCOMBE is warned in for rations for the midday meal on 18 Mar 71. Member on Recce of High Range Area.
3. SP COY is warned in for rations for duty week from 15 Mar 71 to 21 Mar 71 inclusive with the exception of:

235200	Maj	M.J. HARRIS
36505	Sgt	L.P. STEPHENS
1733469	Lop1	B.J. LARGE
2791590	Pte	R.A. ALLEN
4721576	Pte	E.J. RAMSEY

79. SPORT

1. Bowling

It is approved by the CO for the following members to play bowls at the North Q'ld Area Bowling Club at North Ward on Thu 18 Mar 71:

15716	WO2	D.K. WARD
35772	Lop1	A.C. PLANT

RESTRICTED

-4-

2. Car Racing

It is approved by the CO for 3793024 PTE F.J. ALLAN to race at Savanna Speedway on 20 Mar 71.

PJ Drabsch Capt

(D.A. DRABSCH)
LT COL
CO

NOTICES

VISIT BY THE JOINT SELECT COMMITTEE ON THE DEFENCE FORCES
RETIREMENT BENEFITS LEGISLATION

1. The Committee will visit NQ Area from PM 24 Mar to AM 26 Mar 71. A public hearing will be conducted at Lavarack Barracks Theatre on 25 Mar 71 commencing at 0930 hours.
2. The Committee will hear submissions presented by Army and Air Force members who have already advised that they wish to appear. These members will be instructed separately by the committee as to when they are to appear.
3. There may be other soldiers who would like to appear but have not as yet registered their names with the Committee. Units are urged to give wide publicity to this hearing, and are to encourage interested soldiers to make submissions to the Committee. Names of soldiers who wish to appear should be forwarded to the following address:

The Secretary
Joint Select Committee on Defence Forces
Retirement Benefit Legislation
Parliament House
Canberra ACT 2600

alternately names may be submitted by 20 Mar 71 to HQ 3TF/NQ Area who will forward them to the secretary.

4. The hearing is open to the public and any interested soldiers should be given the opportunity to attend the hearing. Units are to ensure that soldiers who are to appear before the Committee are released from unit activities in reasonable time to prepare their cases and present themselves at the time - date requested.

RESTRICTED

LOST AND FOUND

FOUND - One cigarette lighter in the Other Ranks Mess.
Owner may claim same on identification to AAdjt.

RESTRICTED

AUSTRALIAN ARMY

ROUTINE ORDERS PART 1

BY

LIEUTENANT COLONEL D.A. DRABSCH, MBE

COMMANDING OFFICER

6TH BATTALION THE ROYAL AUSTRALIAN REGIMENT

LAVARACK BARRACKS

TOWNSVILLE

24 MAR 71

ISSUE NO 11

SERIALS 80 - 86

- 80. BATTALION DUTIES
- 81. UNIT WEAPONS
- 82. USE OF INCINERATOR
- 83. SIGNING OF L & D REPORTS - 1 RAR
- 84. PROTECTIVE DRESS ISSUE
- 85. WARNING IN FOR RATIONS
- 86. SPORT

NOTICES

1 RAR (AUST COMPONENT) TELEPHONE NUMBERS
BEER PRICES IN ASCO CANTEENS
NQ SUB BRANCH RAR ASSOCIATION
FOR SALE

RESTRICTED

BATTALION DUTIES

1. The following will mount duty on dates as follows:

a. Battalion Orderly Officer

Mon 29 Mar 71	-	DELETE	2Lt	A.R. KIMPTON
		INSERT	2Lt	R.C. WEBCKE
Tue 30 Mar 71	-		2Lt	J.T. MELLINGTON
Wed 31 Mar 71	-		2Lt	R.A. WIGNEY
Thu 1 Apr 71	-		2Lt	D.K. OBST
Fri 2 Apr 71	-		Lt	M.R. PRICE
Sat 3 Apr 71	-		-	-
Sun 4 Apr 71	-		2Lt	G.C. RICHARDSON
Mon 5 Apr 71	-		2Lt	D.J. CULLEN

b. Battalion Orderly Sergeant

Mon 29 Mar 71	-	Sgt	G.L. BUTTERY
Tue 30 Mar 71	-	Sgt	L.W. LANGABEER
Wed 31 Mar 71	-	Sgt	L.P. STEPHENS
Thu 1 Apr 71	-	Sgt	B.E. JOYCE
Fri 2 Apr 71	-	Sgt	R.W. BEASLEY
Sat 3 Apr 71	-	Ssgt	R.D. KING
Sun 4 Apr 71	-	Sgt	K.R. REYNOLDS
Mon 5 Apr 71	-	Sgt	G.H. NEWBERY

c. Battalion Duties

29 Mar - 4 Apr 71	-	B Coy
5 Apr - 7 Apr 71	-	D Coy
8 Apr - 15 Apr 71	-	SP Coy
16 Apr - 18 Apr 71	-	D Coy
19 Apr - 26 Apr 71	-	Rear Details

d. Routine Order 65(o) is cancelled.

UNIT WEAPONS

1. Illegal Stripping

- a. A number of Unit personnel have been carrying out illegal stripping of weapons, mainly the Rifle 7.62mm L1A1, as found by the Armourers on their inspections. This practice is to be discontinued immediately.
- b. Your attention is drawn to the following: INF TRG VOL 1 Pam 3B, Chapter 1 Lesson 1, para 36(b) pages 12 and 13. Also Chapter 1 Lesson 2, Para 48(a) page 19.

2. Lubrication and Storage

- a. It is recommended by RAEME Att that a mixture of 50% oil OX18 be mixed with 50% oil PX115 THIXOTROPIC, and used as a general purpose lubricant as well as on weapons/equipment in storage in Company Q Stores.
- b. The above oils are available from the POL store in Transport P1 and will be issued to CQMS's on request.

82. USE OF INCINERATOR

The incinerator behind the MI Building is to be used only for the burning of classified waste and is out of bounds to all ranks with the exception of the Int Section and Bn HQ Orderly Room staff.

83. SIGNING OF L & D REPORTS - 1RAR

Lt Col I.R.J. HODGKINSON is delegated to sign L & D Reports on behalf of CO 6RAR for items lost and damaged by 1RAR Aust Component.

84. PROTECTIVE DRESS ISSUE

Authority is given under Block Scale 3004/05 for the issue of 2 sets of green protective dress clothing per member. Company Commanders are to ensure that this dress is only worn when the nature of the task/training would damage AAB83 issue greens. For ease of accounting, protective dress is to be issued on AAF F12.

85. WARNING IN FOR RATIONS

1. AMEND 6RAR RO Part 1 No 58/70, Para 2, Sub Para (c) to read: 16 Mar 71 and 18 Mar 71 for Coy training.

2. All members of B COY with the exception of 56014 Pte K.F. FOWLES, are warned in for rations as follows:

29 Mar -	4 Apr 71	-	Battalion Duties
	5 Apr 71	-	Coy Training
	8 Apr 71	-	Range Practice
13 Apr -	15 Apr 71	-	Ex Pall Mall 11
19 Apr -	23 Apr 71	-	Bn Ex Mt Spec
27 Apr -	2 May 71	-	Battalion Duties

3. The following member of Admin Coy is warned in for rations from 22 Mar until 26 Mar 71 inclusive for Exercise "Pall Mall" with B Coy as Med Asst:

39934 CPL P.V. WHITE

86. SPORT

Bowling

The following members of Admin Coy are to play Bowls at the Nth Q'ld Area Bowling Club at North Ward on 25 Mar 71:

15716	WO2	D.K. YARD
35772	Lop1	A.C. PLANT
1411229	Sgt	G.C. BURNETT

RESTRICTED

-4-

PS of all cap
D.A. DRABSCH
LT COL
CO 6 RAR

NOTICES

1 RAR (AUST COMPONENT) TELEPHONE NUMBERS

The following telephone numbers apply in the 1RAR (Aust Component)
HQ Building:

CO	7561
ADJT	7365
PL COMD ROOM	7564
ORD ROOM	7563

BEER PRICES IN ASCO CANTEENS

1. Due to the increase in cost of beer from NSW Breweries and increased award wages, ASCO retail prices for packaged beer from NSW Breweries will increase as from 17 Mar 71 as follows:

- a. Packaged beer, bottles and cans 26 ozs, 3 cents each.
- b. 13 oz bottles and cans, 1 cent each.

NQ SUB BRANCH RAR ASSOCIATION

1. A general Meeting of the association will be held at 1030 hours on Sun 28 Mar 71 in the RSL Club rooms, Charters Towers Road, Townsville.
2. The agenda will include: Anzac Day March and Reunion Social Calendar 1971.
3. Everyone welcome, donation \$1.00 per year.

...../For Sale

RESTRICTED

FOR SALE

1. A 1969 XW Falcon Sedan in very good condition is for sale for \$2,000.00. Interested personnel are to contact Capt LUNNY on ext 7502.
2. Any personnel wishing to sell cars prior to leaving for Singapore are to contact Capt LUNNY on ext 7502 by 2 Apr 71.