



## KERBSIDE COLLECTION CALENDAR 2017-2018

### Bin Collection Week

Your Waste Bin is collected every week.  
Your Green Organics Bin and Recycling Bin are collected fortnightly on alternate weeks.

■ Green Organics Bin week - user pays

■ Recycling Bin week

### Collection Day

■ Monday

■ Monday

Conroe Heights

■ Tuesday

■ Wednesday

■ Thursday

■ Friday

Please place your bins out by 6:00am  
for collection.

### JULY 2017

M	M	T	W	T	F	S	S
31	31					1	2
3	3	4	5	6	7	8	9
10	10	11	12	13	14	15	16
17	17	18	19	20	21	22	23
24	24	25	26	27	28	29	30

### NOVEMBER 2017

M	M	T	W	T	F	S	S
			1	2	3	4	5
6	6	7	8	9	10	11	12
13	13	14	15	16	17	18	19
20	20	21	22	23	24	25	26
27	27	28	29	30			

### MARCH 2018

M	M	T	W	T	F	S	S
				1	2	3	4
5	5	6	7	8	9	10	11
12	12	13	14	15	16	17	18
19	19	20	21	22	23	24	25
26	26	27	28	29	30	31	

### AUGUST 2017

M	M	T	W	T	F	S	S
		1	2	3	4	5	6
7	7	8	9	10	11	12	13
14	14	15	16	17	18	19	20
21	21	22	23	24	25	26	27
28	28	29	30	31			

### DECEMBER 2017

M	M	T	W	T	F	S	S
					1	2	3
4	4	5	6	7	8	9	10
11	11	12	13	14	15	16	17
18	18	19	20	21	22	23	24
25	25	26	27	28	29	30	31

### APRIL 2018

M	M	T	W	T	F	S	S
30	30						1
2	2	3	4	5	6	7	8
9	9	10	11	12	13	14	15
16	16	17	18	19	20	21	22
23	23	24	25	26	27	28	29

### SEPTEMBER 2017

M	M	T	W	T	F	S	S
					1	2	3
4	4	5	6	7	8	9	10
11	11	12	13	14	15	16	17
18	18	19	20	21	22	23	24
25	25	26	27	28	29	30	

### JANUARY 2018

M	M	T	W	T	F	S	S
1	1	2	3	4	5	6	7
8	8	9	10	11	12	13	14
15	15	16	17	18	19	20	21
22	22	23	24	25	26	27	28
29	29	30	31				

### MAY 2018

M	M	T	W	T	F	S	S
		1	2	3	4	5	6
7	7	8	9	10	11	12	13
14	14	15	16	17	18	19	20
21	21	22	23	24	25	26	27
28	28	29	30	31			

### OCTOBER 2017

M	M	T	W	T	F	S	S
30	30	31					1
2	2	3	4	5	6	7	8
9	9	10	11	12	13	14	15
16	16	17	18	19	20	21	22
23	23	24	25	26	27	28	29

### FEBRUARY 2018

M	M	T	W	T	F	S	S
				1	2	3	4
5	5	6	7	8	9	10	11
12	12	13	14	15	16	17	18
19	19	20	21	22	23	24	25
26	26	27	28				

### JUNE 2018

M	M	T	W	T	F	S	S
					1	2	3
4	4	5	6	7	8	9	10
11	11	12	13	14	15	16	17
18	18	19	20	21	22	23	24
25	25	26	27	28	29	30	

# COLLECTION DAY & CALENDAR

## Recycling and Green Organics Week

On the front of this brochure is a calendar. Your organics collection week is marked in green and your recycling collection week is marked in yellow.

Put your household waste bin (green 140L) out, with either your recycling bin (blue 240L) or green organics bin (green 240L).

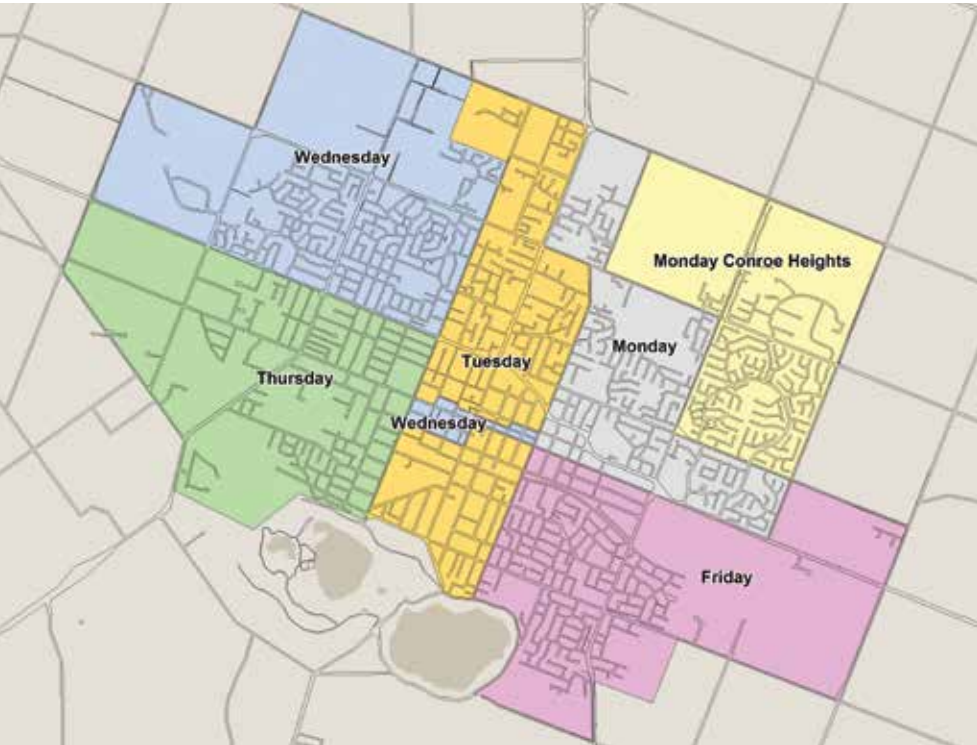
## Delayed Collection Dates

There will be no collections on Christmas Day or Good Friday. These collections will be on the closest working day preceding these holidays. These days are marked on the calendar on the front of this brochure and notification of dates will be placed in the local media.

## Calendar Key

DECEMBER 2017													
M	M	T	W	T	F	S	S						
					1	2	3						
4	4	5	6	7	8	9	10						
11	11	12	13	14	15	16	17						
18	18	19	20	21	22	23	24						
25	25	26	27	28	29	30	31						

- Green Organics Bin week
- Recycling Bin week
- No collection Christmas Day or Good Friday



## Collection Day Map

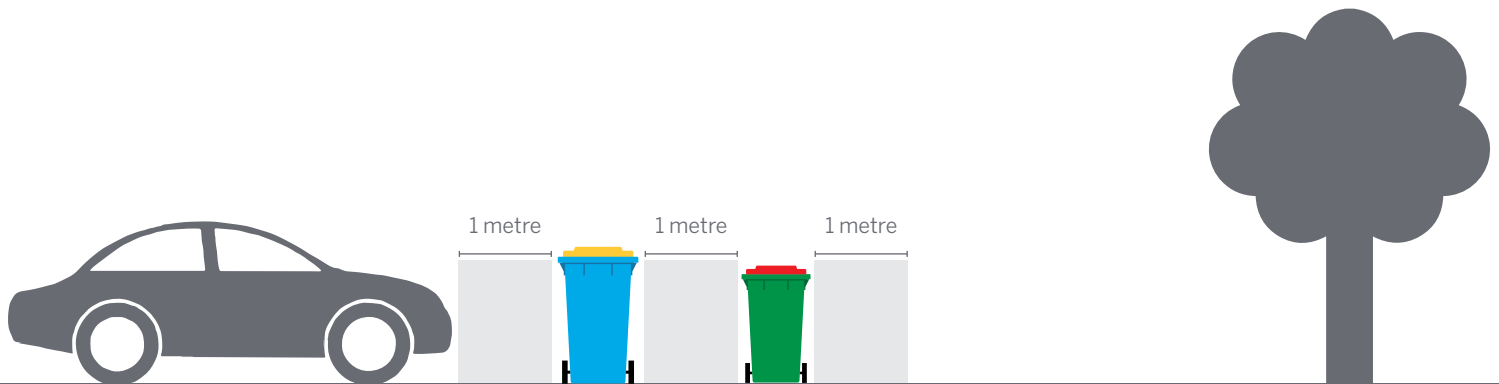
Use the map to the left to determine your collection day.

- Monday
- Monday Conroe Heights
- Tuesday
- Wednesday
- Thursday
- Friday

# BIN COLLECTIONS

## Correct bin placement

Where practical keep a minimum distance of 1 metre between bins, and 1 metre between bins and parked cars, street trees, stobie poles and letter boxes.



## How to use the Kerbside Collection System

- ▲ Put the bins out by 6:00am on the day of pick up and bring them back in within 24 hours of pick up
- ▲ Bins are required to be one (1) metre apart where possible and one (1) metre from surrounding objects (such as poles, trees, cars, etc.) with plenty of clearance from overhead branches
- ▲ Don't put the bins behind parked cars
- ▲ Place the right material in the right bin
- ▲ Ensure your bin is not packed too tightly and the bin lid is closed.

## Bins may not be collected for the following reasons:

- ▲ Excessively contaminated with materials that should not be placed in that bin
- ▲ Excessive weight - bins that exceed 75 kgs in weight will not be collected.

A sticker notifying the reason for non-collection will be placed on the bin to enable you to rectify the problem for the next collection.

**Please contact Council for collection enquiries - including missed collections, damaged, missing or stolen bins or conduct and courtesy of vehicle drivers.**

All waste and recycling bins are the property of Council and are required to be left at the property if you relocate or sell your home.

## Organics Bin Week

Put out your green organics bin and your red waste bin.



## Recycling Bin Week

Put out your blue recycling bin and your red waste bin.



# GREEN ORGANICS

Collected fortnightly on the days in green on the calendar

What can I put in my green organics bin?



Food scraps



Cut flowers



Leaves



Small prunings and cuttings



Lawn clippings and weeds



Small twigs and branches (no bigger than 15cm diameter)



No plastic bags or household waste



No painted or treated timber



No stones, rocks, bricks or rubble



No recyclables



No dirt, soil or sand



No gardening tools



No irrigation hoses, plastic pots or trays

**Your Green Organics Bin is the 240 litre bin with the lime or green lid.  
Please check the bin collections section for your collection day.**



**What goes in the Green Organics Bin?**

- ▲ Food scraps
- ▲ Lawn clippings
- ▲ Small prunings and cuttings
- ▲ Bark, small branches and twigs
- ▲ Weeds
- ▲ Leaves
- ▲ Cut flowers

For more information on placing food scraps in your Green Organics Bin see Section 4.

**Charges apply for Green Organics pickups**

You need to activate the green organics collection service by attending the council office and purchasing a tag to put on to the front handles of your green organics bin. This is a pro-rata service and can be obtained throughout the financial year at a reduced rate.

**Organics Bin Tips**

- ▲ To prevent a smelly residue from food scraps wrap them in newspaper or paper towel
- ▲ Do not put materials in plastic bags or use bin liners.

For a comprehensive guide of what to do with waste and recycling items see the **WHAT TO RECYCLE WHERE** list on Council's website [www.mountgambier.sa.gov.au](http://www.mountgambier.sa.gov.au)


# FOOD SCRAPS

## Food scraps go in your Green Organics Bin too.

Most people tend not to think of food waste as having an adverse impact on the environment because it is biodegradable. However, most food waste ends up in landfill where it creates methane, a greenhouse gas with 21 times the warming potential of carbon dioxide (CO<sub>2</sub>). Wasted food also wastes energy, water, money and resources used to produce, process, store and transport food.

It's much better to recycle - or compost - the scraps and reuse these resources.

**Recycling your food scraps is easy!**



## Most things that once grew can be put in your organics bin for composting. Its contents will be collected and turned into compost.



**Items that can be placed in your Green Organics Bin include:**

- ▲ Fruit, vegetables
- ▲ Meat scraps, bones, seafood (cooked or raw)
- ▲ Tissues, paper towels
- ▲ Bread, cake
- ▲ Teabags, coffee grounds
- ▲ Egg shells
- ▲ Cheese, yoghurt
- ▲ Takeaway foods
- ▲ Hair.



**What does not go in the Green Organics Bin?**

- ▲ Plastic bags or plastic of any kind
- ▲ Food wrappers and packaging
- ▲ Cling wrap, oven bags
- ▲ Dishcloths, sponges
- ▲ Liquids
- ▲ Nappies
- ▲ Cigarette butts or ash
- ▲ Vacuum dust
- ▲ Needles and other sharps.

### Food Scrap Tips

You can place your food scraps into your green organics bin:

- ▲ Loose
- ▲ Wrapped in newspaper
- ▲ In a compostable bag (compostable bags are different to biodegradable bags and are available at most hardware stores).

**For a comprehensive guide of what to do with waste and recycling items see the WHAT TO RECYCLE WHERE list on Council's website [www.mountgambier.sa.gov.au](http://www.mountgambier.sa.gov.au)**

# RECYCLING

Collected fortnightly on the days in yellow on the calendar

## What can I put in my recycling bin?



Clean and empty soft plastics



Tins and cans



Glass bottles and jars



Cartons



Plastic containers



Cardboard



Paper



No mirrors, light globes or window glass



No car parts or gas bottles



No nappies



No garden waste



No food scraps



Do not put recycling into plastic bags

**Your recycling bin is the 240 litre bin with the yellow lid or sticker. Please check the bin collections section for your collection day.**



### What goes in the Recycling Bin?

- ▲ Tins and cans (including aerosols)
- ▲ All glass bottles and jars (rinsed and with lids off)
- ▲ Paper and cardboard (e.g. newspapers, magazines, envelopes, junk mail, egg cartons, cardboard boxes - flattened)
- ▲ Liquid paperboard cartons (e.g. juice & milk cartons - rinsed)
- ▲ Aluminium and steel cans (rinsed)
- ▲ Clean plant pots and seedling tubs
- ▲ All rigid plastic containers (e.g. plastic drink bottles, detergent bottles, yoghurt, icecream and margarine containers - rinsed and lids off)
- ▲ Empty pizza boxes, rinsed takeaway coffee cups

- ▲ Clean soft plastics (e.g. clean food packaging, bread bags, newspaper wrap and bubble wrap).



### Do Not...

- ▲ Do not bundle newspaper or cardboard
- ▲ Do not put your recycling in plastic bags
- ▲ Do not mix recyclables (e.g. put cans in boxes)

### Recycling Tips

- ▲ Please remove all lids from jars, bottles and containers and place lids in the waste bin
- ▲ Ensure containers are empty and free of food before recycling
- ▲ Place all recyclables loose into the bin.

**For a comprehensive guide of what to do with waste and recycling items see the WHAT TO RECYCLE WHERE list on Council's website [www.mountgambier.sa.gov.au](http://www.mountgambier.sa.gov.au)**

## How to use your Waste Bin correctly

You can reduce what goes into your waste bin by doing the following:

### AVOID waste in the first place

- ▲ Refuse junk mail if you don't want to read it
- ▲ Share magazines and newspapers or access them online.

### REDUCE what you throw away

- ▲ Set up a compost bin and worm farm
- ▲ Buy in bulk and products with minimal packaging
- ▲ Repair before replacing.

### REUSE materials in an innovative way

- ▲ Buy items in refillable containers
- ▲ Reuse containers for storing food, pens, buttons, screws etc.

### RECYCLE products to save natural resources

- ▲ Close the loop and buy recycled products
- ▲ Use your recycling bin or your local recycling depot.



**Your waste bin is the smaller 140 litre bin with the red lid or sticker.  
Please check the bin collections section for your collection day.**



Soiled food wrappers



Plastic bags



Nappies



Broken crockery and glass (wrapped)



Clothes and rags



### What goes in the Waste Bin?

- ▲ Any remaining items that cannot be recycled or composted
- ▲ Soiled soft plastics and cling wrap
- ▲ Foil lined food packaging (e.g. chip packets)
- ▲ Plastic garbage or bin liners filled with waste
- ▲ Crockery, broken glass, mirrors, etc
- ▲ Polystyrene foam
- ▲ Nappies
- ▲ Ropes and hoses.



### What does not go in the Waste Bin?

- ▲ All liquid waste, building and construction waste (including rocks and earth)
- ▲ Hot ashes, hazardous or radioactive materials
- ▲ Flares, ammunition or explosives
- ▲ Medical waste
- ▲ Automobile parts
- ▲ Gas cylinders
- ▲ Alkaline batteries.

For a comprehensive guide of what to do with waste and recycling items see the WHAT TO RECYCLE WHERE list on Council's website  
[www.mountgambier.sa.gov.au](http://www.mountgambier.sa.gov.au)

# WASTE TRANSFER CENTRE

Council's Waste Transfer Centre is designed to receive self-hauled waste from residents which can be separated into various waste types for transfer to recycling and waste facilities.

Waste is separated into green waste, cardboard, metal, electrical, paint tins, waste oils and hard waste and then sent to recyclers. Batteries, waste oil, and e-waste are also accepted and disposed of accordingly. Residual waste (non-recyclable) is sent to Caroline Landfill near Mount Gambier.

## City of Mount Gambier Waste Transfer Centre

5 Eucalypt Drive, Mount Gambier  
Ph. 08 8723 9257

### Opening Hours

Monday to Friday 7:30am - 12:00pm  
Saturday & Sunday 2:00pm - 5:00pm  
Public Holidays - Closed

## Types of waste accepted at Council's Waste Transfer Centre



### Accepted Waste

- ▲ Household waste
- ▲ Green Organic Waste
- ▲ Paper and cardboard
- ▲ Scrap metal
- ▲ Motor oil (domestic quantities only)
- ▲ E-Waste
- ▲ Hard Waste (domestic quantities of construction and demolition material)
- ▲ Batteries - domestic (e.g. AA) and car batteries
- ▲ Paint - domestic quantities (in tins)
- ▲ LPG gas cylinders.



### Unacceptable Waste

- ▲ Tyres
- ▲ Treated timber (CCA, creosote)
- ▲ Asbestos (non-friable asbestos accepted by appointment only)
- ▲ Hazardous chemicals.

## Other places residents can take recyclables and waste

### National Television & Computer Recycling Scheme

Householders and small business now have an increasing number of FREE drop-off locations for recycling electronic items under the national television and computer recycling scheme.

Items that WILL be accepted:

- ▲ Televisions (analog, LCD and flat screens)
- ▲ Computer monitors, towers and laptops
- ▲ Printers, scanners, keyboards, mice

### Drop off location

City of Mount Gambier  
Waste Transfer Centre  
5 Eucalypt Drive, Mount Gambier  
Ph. 08 8723 9257

### Opening Hours

Monday to Friday 7:30am - 12:00pm  
Saturday & Sunday 2:00pm - 5:00pm  
Public Holidays - Closed

### Recycling bottles, cans, plastics & cardboard

Residents are also encouraged to deliver their bottles, cans, plastics and cardboard to their local recycling centre and receive the refund of the deposit on cans and bottles.

### Green Triangle Recyclers

1 Eucalypt Drive, Mount Gambier  
Ph. 08 8725 2715

### Hazardous waste disposal

Recycling and safe disposal of hazardous waste diverts valuable resources from landfill and also helps to protect the environment from toxic materials. Further information about the responsible disposal of hazardous waste including chemicals, poisons, pesticides, and paint visit [www.zerowaste.sa.gov.au](http://www.zerowaste.sa.gov.au)

### Fluorescent light globe recycling service

FREE

### Banner Hardware

2 Sturt Street, Mount Gambier  
Ph: 08 8725 2364



MAGNET

MAGNET

### Useful Contacts

**City of Mount Gambier  
Waste Transfer Centre**  
Ph. 08 8723 9257

**Green Triangle Recyclers**  
Ph. 08 8725 2715

**Cleanaway**  
Ph. 08 8725 3500

**South East Asbestos**  
Ph. 08 8733 1454

**For a comprehensive guide of what  
to do with waste and recycling items  
see Council's WHAT TO RECYCLE  
WHERE list on Council's website.**

### Unsure about what goes in which bin?

Check out the RECYCLE RIGHT online search engine that will provide details specific to your council. Visit [www.zerowaste.sa.gov.au/recycle-right](http://www.zerowaste.sa.gov.au/recycle-right).

You can also find tips on what to do with items that cannot be placed in your kerbside bins, such as oils, e-waste, light globes and household chemicals. Some of these services are free.



City of  
Mount Gambier

10 Watson Terrace (PO Box 56)  
Mount Gambier SA 5290

**Phone** 08 8721 2555

**Email** [city@mountgambier.sa.gov.au](mailto:city@mountgambier.sa.gov.au)

**[www.mountgambier.sa.gov.au](http://www.mountgambier.sa.gov.au)**