



# PETER MOYES ANGLICAN COMMUNITY SCHOOL

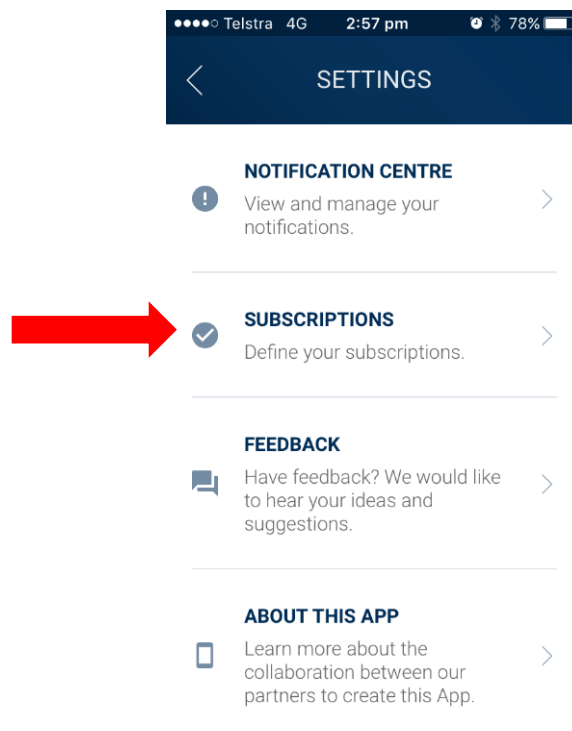
*A School of the Anglican Schools Commission (Inc).*

## App Set-Up Guide: How to update subscriptions

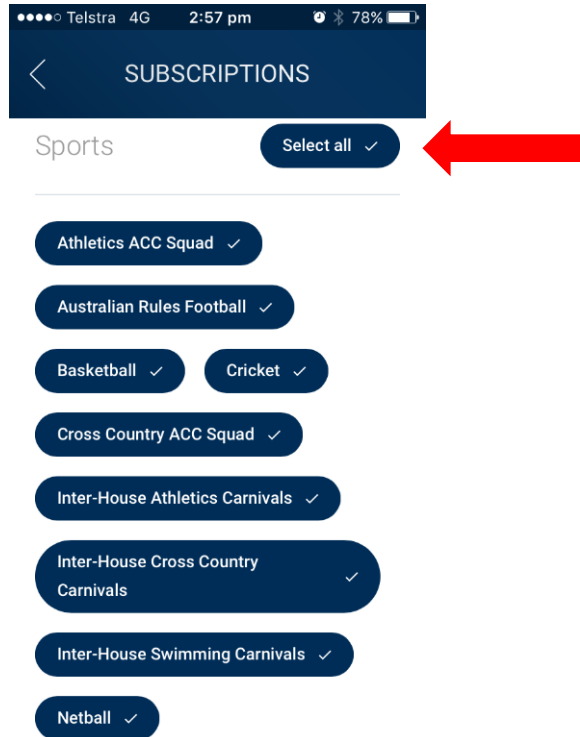
1. Open the App.
2. On the main page select '**Settings**' in the bottom right hand corner.



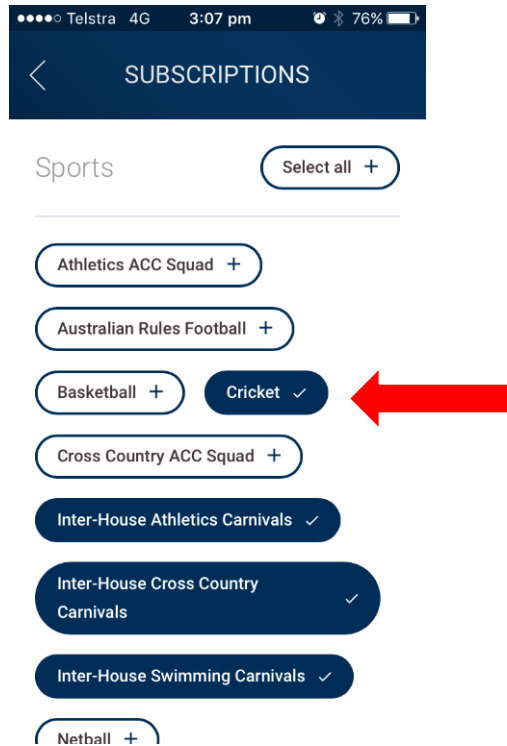
3. Select '**Subscriptions**' from the list of options.



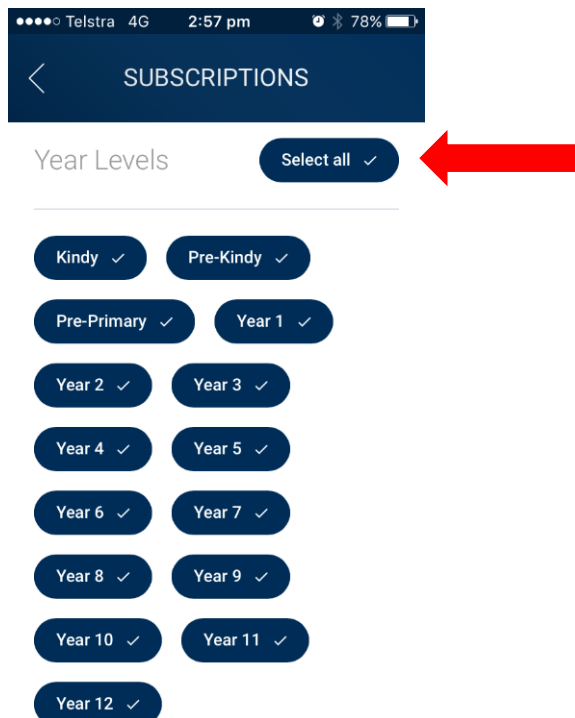
4. To update Sports Subscriptions, click '**Select All**' which will untick all options from the list.



5. Then click on the name of any sports you would like to receive notices for. (eg. Inter-House Athletics Carnivals). You can select multiple sports.



6. After updating your Sports Subscriptions, scroll down the page to Year Levels Subscriptions.
7. To update Year Level Subscriptions, click **'Select All'** which will untick all options from the list.



8. Then click on the year levels applicable to your student/s at the School. (eg. Year 5). You can select multiple year levels.

