



**Australian Curriculum:**

**History: Year 9**

# **WORLD WAR I 1914-1918**



AUSTRALIAN WAR MEMORIAL

P10894.007.002



## Table of Contents

Introduction .....	3
About the Virtual War Memorial Australia .....	3
About this document .....	3
Historical Knowledge and Understanding.....	4
Historical Skills .....	6
Teaching Resources.....	9
First World War Serviceperson Research Guide .....	10
Contributing to a Profile .....	16
Written Source Analysis Worksheet .....	21
Photo Source Analysis Worksheet .....	22
Primary Source Organiser .....	23
Writing a VWMA Biography .....	24
Personal Stories .....	26



## Introduction

### About the Virtual War Memorial Australia

*“Comprehensive coverage of the communities and of the men and women that they gave up to write history in our name.”*

The Virtual War Memorial Australia (VWMA) is a unique endeavour designed to combine the power of digital technologies with public and private collections to enable unparalleled access to the stories, photographs, and audio-visual sources of those who have served Australia since 1899.

The Virtual War Memorial aims to be the definitive resource and repository for anyone wanting to research, study or contribute to the commemoration of South Australia's and the Northern Territory's socio-military history, from the Boer War to the present day.

The VWMA founding principles are:

**Education** - local context for school students studying under the National Curriculum

**Commemoration** - give greater depth of meaning to our memorial infrastructure

**Community Engagement** - crowd sourcing of community family and personal information


**Accessibility** – connect 24/7 anywhere with internet access via mobile devices.

This site is unique in its ambition, scope and reach. It complements and will interact with other sites such as the Australian War Memorial and National Archive of Australia sites with whom we are actively collaborating. The Virtual War Memorial is both a repository and a resource for students, family, researchers, teachers, historians, genealogists and communities. It is the research project that will never end, as we strive to make stories as complete as we can.

Our “Virtual Memorials” provide a digital home for all who served, whether or not they are recorded on physical memorials. We also have a feature which, when enabled through mobile devices, will provide relevant streaming digital content triggered by geo-spatial proximity to physical memorials.

### About this document

This document is intended to support teachers interested in using the Virtual War Memorial as a resource for teaching the Year 9 Depth Study on World War I. It outlines the links between the Australian Curriculum: History, and the Virtual War Memorial. It also includes opportunities for learning outside of the classroom and a number of support resources. The Virtual War Memorial aims to cater, as much as possible for the needs of teachers, so all feedback and suggestions would be gratefully appreciated.



## YEAR 9 TEACHER RESOURCES

The Virtual War Memorial lends itself particularly well to the Australian Curriculum: History depth study on World War One and effective use of the VWMA site can help teachers to foster in students each of the historical skills expected of students at the Year 9 level. The following pages highlight where and how explicit links can be made between the Virtual War Memorial and the Australian Curriculum.

**Historical Knowledge and Understanding*****Overview of the causes of World War I and the reasons why men enlisted to fight in the war (ACDSEH021):***

- Rise in nationalist sentiment
- Values & attitudes towards the war
- Idealistic notions of war; sense of adventure.

Through the Virtual War Memorial Schools Program, students:

- Use sources which demonstrate the values and attitudes to the war.
- Are exposed to the war as seen through the eyes of their individual, families, comrades, commanding officers etc.

***Places where Australians fought and the nature of warfare (ACDSEH095):***

- Places: Fromelles, the Somme, Gallipoli, Sinai, Palestine
- Nature of warfare: using sources to investigate fighting at Gallipoli, trench warfare; use of tanks, aeroplanes and chemical weapons
- Experiences of Aboriginal and Torres Strait Islander people during the war.

By creating a profile of an individual who served, students:

- Develop their understanding of the campaigns of World War I and the nature of warfare in the trenches, the desert, at sea and/or in the air.
- Explore the experience of their individual through sources from personal letters to official unit diaries, which detailed daily life for those serving.
- Are also provided with the opportunity to research the experiences of Aboriginal and Torres Strait Islander people who served despite being prohibited from enlisting.
- Are able to share their research and the experiences of their individual with the world.



## YEAR 9 TEACHER RESOURCES

### *Impact of the war on Australia (ACDSEH096):*

- The war's impact on Australia's economy and society
- Changing role of women

Through their research into an individual, students:

- Develop their understanding the impact of the departure and, in many cases, the loss of each person on their family and their community.
- Understand the impact of the war at the regional and state levels through public sources such as newspapers.
- Who profile a servicewoman will also develop a greater understanding of contemporary attitudes towards women, their roles in Australian society, and how these were influenced by the conflict.

### *Commemoration (ACDSEH097):*

- Nature of ANZAC tradition – ie. associated ideals.
- How WWI is commemorated within Australian society.
- Why WWI is commemorated within Australian society.



LATE PTE. PRICE.

Pte. Price came to South Australia six years ago, and settled at Penong, west coast, and later at Pinnaroo, and indulged


1. *The Register*, Sat. 2 Oct. 1915, p. 10



2. Aboriginal and Torres Strait Islander War Memorial, Torrens Parade Ground, Adelaide

The Virtual War Memorial is, by nature, dedicated to the commemoration of the men and women who have served Australia. Students are able to:

- Develop their understanding of the ideals and values associated with the ANZAC tradition, through the actions and experiences of the men and women who served.
- Search and explore online the profiles of 1,699 memorials scattered across South Australia.
- Make a real contribution to commemoration by compiling a profile rebuilding the links between servicemen and women and the units that became their families during World War I.



## YEAR 9 TEACHER RESOURCES

### Historical Skills

#### ***Chronology, terms & concepts (ACHHS164; ACHHS165):***

Students develop their understanding of World War One chronology, terms & concepts by:

- compiling individual timelines of life and service
- developing familiarity with conflict timelines and the chronology of campaigns
- interpreting military terminology from a range of primary sources
- examining contemporary perspectives of a number of contested concepts specific to conflict studies including invasion and remembrance.

Key historical concepts covered include:

- o significance
- o evidence
- o continuity & change – at personal, communal and global levels
- o cause & consequence – as seen through the perspective of individuals
- o ethical understanding – developing historical empathy



#### **TODD, David Leslie**

Service Numbers: Officer, 1366, SX23761

Enlisted: 19 August 1914, South Australia

Last Rank: Captain

Last Unit: 4th Garrison Battalion

Born: Adelaide, South Australia, 29 June 1891

Home Town: Adelaide, Adelaide, South Australia

Schooling: Grote Street School + 6 years of schooling in Scotland

Occupation: Clerk / Accountant

Died: Netherby, South Australia, 12 February 1969, aged 77 years,  
*cause of death not yet discovered*

Cemetery: Centennial Park Cemetery  
RSL, Wall 128, Niche E007

Memorials:

#### **World War 1 Service**

20 Oct 1914: Second Lieutenant, 10th Infantry Battalion,  
Enlistment/Embarkation WW1

20 Oct 1914: Embarked HMAT Ascanius, Adelaide

1 Feb 1915: Lieutenant, 10th Infantry Battalion

25 Apr 1915: Lieutenant, 10th Infantry Battalion, ANZAC Gallipoli

25 May 1915: Captain, 10th Infantry Battalion, ANZAC Gallipoli

3 Oct 1915: Lieutenant, 10th Infantry Battalion, ANZAC Gallipoli

9 May 1916: Captain, 50th Infantry Battalion

12 Aug 1916: Captain, 50th Infantry Battalion, Pozieres/Mouquet Farm

2 Apr 1917: Captain, 50th Infantry Battalion, German Withdrawal to  
Hindenburg Line and Outpost Villages

11 Nov 1918: Captain, 50th Infantry Battalion



## YEAR 9 TEACHER RESOURCES

***Historical questions & research (ACHHS167; ACHHS168):***

The process of developing a profile of a service man or woman enables students to develop their research skills through:


- Encouraging & supporting students to develop their own questions of historical inquiry
- Evaluating & developing these questions
- Identifying and locating a range of primary and secondary sources through the resources provided by the Education Portal and links to digital and physical collections, archives and museums.

***Analysis and use of sources (ACHHS169; ACHHS170; ACHHS171):***

In order to build a successful profile, students:

- Analyse a wide range of primary and secondary sources on or through the Virtual War Memorial website to help them contextualise the life of a service man or woman
- Use these sources as evidence and synthesise information about an individual
- Evaluate the reliability and usefulness of these sources in developing a biography.

6302

**AUSTRALIAN**  **MILITARY FORCES.**

# AUSTRALIAN IMPERIAL FORCE.

## ATTESTATION PAPER OF PERSONS ENLISTED FOR SERVICE ABROAD.

No. 3727 Name MATHESON ALEXANDER.  
513470 Unit \_\_\_\_\_  
Joined on 12-6-17

---

**Questions to be put to the Person Enlisting before Attestation.**

1. What is your name?	1. <u>Matheson Alexander</u>
2. In or near what Parish or Town were you born?	2. In the Parish of _____ in or near the Town of <u>Millicent</u> in the County of <u>South Australia.</u>
3. Are you a natural born British Subject or a Naturalized British Subject? (N.B.—If the latter, papers to be shown.)	3. <u>Natural born</u>
4. What is your age?	4. <u>32 1/2 years</u>
5. What is your trade or calling?	5. <u>Laborer</u>
6. Are you, or have you been, an Apprentice? If so, where, to whom, and for what period?	6. <u>No</u>
7. Are you married?	7. <u>Yes. (widower)</u>
8. Who is your next of kin? (Address to be stated). <small>The answer to this question should not be construed as in the future of a Will.</small>	8. <u>WIFE MATHESON, MARIA ANN MILICENT SOUTH AUSTRALIA. JAMES MATHESON, WILLIAM HENRIEDD, MILICENT. SOUTH AUSTRALIA.</u>
9. Have you ever been convicted by the Civil Power?	9. <u>No</u>
10. Have you ever been discharged from any part of His Majesty's Forces with ignominy, or as incorrigible and Worthless, or on account of Conviction of Felony, or of a Sentence of Penal Servitude, or have you been dismissed with disgrace from the Navy?	10. <u>No</u>
11. Do you now belong to, or have you ever served in, His Majesty's Army, the Marines, the Militia, the Militia Reserve, the Territorial Force, Royal Navy or Colonial Forces? If so, state which, and if not now serving, state cause of discharge.	11. <u>No</u>
12. Have you stated the whole, if any, of your previous service?	12. <u>Yes</u>
13. Have you ever been rejected as unfit for His Majesty's Service? If so, on what grounds?	13. <u>No</u>
14. For married men, <u>with</u> children, and <u>widowers</u> who are the sole support of widowed mother) — <small>(For married men, widowers with children, and widowers who are the sole support of widowed mother, the answers to questions 12 and 13 must be given in respect of each separate household, and must be signed by the wife or mother, and must be given in the presence of the wife or mother.)</small>	14. <u>Yes</u>
15. Are you prepared to undergo inoculation against smallpox and enteric fever?	15. <u>Yes</u>

---

3. Alexander Matheson. do solemnly declare that the above answers made by me to the above questions are true, and I am willing and hereby voluntarily agree to serve in the Military Forces of the Commonwealth of Australia while or so long as the limits of my term of enlistment shall extend.

K.R. 12 June 1917 Alexander Matheson  
(Signature for the purpose of attesting the above answers) wife and mother. Signature of Person Enlisted.

\* This clause should be struck out in the case of unmarried men or widowers without children under 18 years of age.  
\* This clause should be struck out in the wife, and if there are children this clause should be struck out.

14-10-22

6302

CASUALTY FORM - ACTIVE SERVICE.

Regimental No. 5727 Regiment or Corps 4th Cavalry Squadron  
Enlisted (a) 13/6/17 Rank Private Name G. S. Reinf.  
Date of promotion to present rank Terms of Service (a) 12 months 9 days  
Date of appointment to lance rank Service reckons from (a) 12 June 1917  
Extended (b) 12 June 1917  
Report. Re-engaged. Qualification (b) Numerical position on roll of N.C.O.'s

Remarks taken from Army Form B. 212, Army Form A. 36, or other official documents.

From whom Received. Record of promotions, reductions, transfers, casualties, &c., during active service, as reported in Army Form B. 212, Army Form A. 36, or in other official documents. The authority to be quoted in each case.

Platoon. Date.

1st Platoon. 12 June 1917

2nd Platoon. 12 June 1917

3rd Platoon. 12 June 1917

4th Platoon. 12 June 1917

5th Platoon. 12 June 1917

6th Platoon. 12 June 1917

7th Platoon. 12 June 1917

8th Platoon. 12 June 1917

9th Platoon. 12 June 1917

10th Platoon. 12 June 1917

11th Platoon. 12 June 1917

12th Platoon. 12 June 1917

13th Platoon. 12 June 1917

14th Platoon. 12 June 1917

15th Platoon. 12 June 1917

16th Platoon. 12 June 1917

17th Platoon. 12 June 1917

18th Platoon. 12 June 1917

19th Platoon. 12 June 1917

20th Platoon. 12 June 1917

21st Platoon. 12 June 1917

22nd Platoon. 12 June 1917

23rd Platoon. 12 June 1917

24th Platoon. 12 June 1917

25th Platoon. 12 June 1917

26th Platoon. 12 June 1917

27th Platoon. 12 June 1917

28th Platoon. 12 June 1917

29th Platoon. 12 June 1917

30th Platoon. 12 June 1917

31st Platoon. 12 June 1917

32nd Platoon. 12 June 1917

33rd Platoon. 12 June 1917

34th Platoon. 12 June 1917

35th Platoon. 12 June 1917

36th Platoon. 12 June 1917

37th Platoon. 12 June 1917

38th Platoon. 12 June 1917

39th Platoon. 12 June 1917

40th Platoon. 12 June 1917

41st Platoon. 12 June 1917

42nd Platoon. 12 June 1917

43rd Platoon. 12 June 1917

44th Platoon. 12 June 1917

45th Platoon. 12 June 1917

46th Platoon. 12 June 1917

47th Platoon. 12 June 1917

48th Platoon. 12 June 1917

49th Platoon. 12 June 1917

50th Platoon. 12 June 1917

51st Platoon. 12 June 1917

52nd Platoon. 12 June 1917

53rd Platoon. 12 June 1917

54th Platoon. 12 June 1917

55th Platoon. 12 June 1917

56th Platoon. 12 June 1917

57th Platoon. 12 June 1917

58th Platoon. 12 June 1917

59th Platoon. 12 June 1917

60th Platoon. 12 June 1917

61st Platoon. 12 June 1917

62nd Platoon. 12 June 1917

63rd Platoon. 12 June 1917

64th Platoon. 12 June 1917

65th Platoon. 12 June 1917

66th Platoon. 12 June 1917

67th Platoon. 12 June 1917

68th Platoon. 12 June 1917

69th Platoon. 12 June 1917

70th Platoon. 12 June 1917

71st Platoon. 12 June 1917

72nd Platoon. 12 June 1917

73rd Platoon. 12 June 1917

74th Platoon. 12 June 1917

75th Platoon. 12 June 1917

76th Platoon. 12 June 1917

77th Platoon. 12 June 1917

78th Platoon. 12 June 1917

79th Platoon. 12 June 1917

80th Platoon. 12 June 1917

81st Platoon. 12 June 1917

82nd Platoon. 12 June 1917

83rd Platoon. 12 June 1917

84th Platoon. 12 June 1917

85th Platoon. 12 June 1917

86th Platoon. 12 June 1917

87th Platoon. 12 June 1917

88th Platoon. 12 June 1917

89th Platoon. 12 June 1917

90th Platoon. 12 June 1917

91st Platoon. 12 June 1917

92nd Platoon. 12 June 1917

93rd Platoon. 12 June 1917

94th Platoon. 12 June 1917

95th Platoon. 12 June 1917

96th Platoon. 12 June 1917

97th Platoon. 12 June 1917

98th Platoon. 12 June 1917

99th Platoon. 12 June 1917

100th Platoon. 12 June 1917

101st Platoon. 12 June 1917

102nd Platoon. 12 June 1917

103rd Platoon. 12 June 1917

104th Platoon. 12 June 1917

105th Platoon. 12 June 1917

106th Platoon. 12 June 1917

107th Platoon. 12 June 1917

108th Platoon. 12 June 1917

109th Platoon. 12 June 1917

110th Platoon. 12 June 1917

111th Platoon. 12 June 1917

112th Platoon. 12 June 1917

113th Platoon. 12 June 1917

114th Platoon. 12 June 1917

115th Platoon. 12 June 1917

116th Platoon. 12 June 1917

117th Platoon. 12 June 1917

118th Platoon. 12 June 1917

119th Platoon. 12 June 1917

120th Platoon. 12 June 1917

121st Platoon. 12 June 1917

122nd Platoon. 12 June 1917

123rd Platoon. 12 June 1917

124th Platoon. 12 June 1917

125th Platoon. 12 June 1917

126th Platoon. 12 June 1917

127th Platoon. 12 June 1917

128th Platoon. 12 June 1917

129th Platoon. 12 June 1917

130th Platoon. 12 June 1917

131st Platoon. 12 June 1917

132nd Platoon. 12 June 1917

133rd Platoon. 12 June 1917

134th Platoon. 12 June 1917

135th Platoon. 12 June 1917

136th Platoon. 12 June 1917

137th Platoon. 12 June 1917

138th Platoon. 12 June 1917

139th Platoon. 12 June 1917

140th Platoon. 12 June 1917

141st Platoon. 12 June 1917

142nd Platoon. 12 June 1917

143rd Platoon. 12 June 1917

144th Platoon. 12 June 1917

145th Platoon. 12 June 1917

146th Platoon. 12 June 1917

147th Platoon. 12 June 1917

148th Platoon. 12 June 1917

149th Platoon. 12 June 1917

150th Platoon. 12 June 1917

151st Platoon. 12 June 1917

152nd Platoon. 12 June 1917

153rd Platoon. 12 June 1917

154th Platoon. 12 June 1917

155th Platoon. 12 June 1917

156th Platoon. 12 June 1917

157th Platoon. 12 June 1917

158th Platoon. 12 June 1917

159th Platoon. 12 June 1917

160th Platoon. 12 June 1917

161st Platoon. 12 June 1917

162nd Platoon. 12 June 1917

163rd Platoon. 12 June 1917

164th Platoon. 12 June 1917

165th Platoon. 12 June 1917

166th Platoon. 12 June 1917

167th Platoon. 12 June 1917

168th Platoon. 12 June 1917

169th Platoon. 12 June 1917

170th Platoon. 12 June 1917

171st Platoon. 12 June 1917

172nd Platoon. 12 June 1917

173rd Platoon. 12 June 1917

174th Platoon. 12 June 1917

175th Platoon. 12 June 1917

176th Platoon. 12 June 1917

177th Platoon. 12 June 1917

178th Platoon. 12 June 1917

179th Platoon. 12 June 1917

180th Platoon. 12 June 1917

181st Platoon. 12 June 1917

182nd Platoon. 12 June 1917

183rd Platoon. 12 June 1917

184th Platoon. 12 June 1917

185th Platoon. 12 June 1917

186th Platoon. 12 June 1917

187th Platoon. 12 June 1917

188th Platoon. 12 June 1917

1

**2. Casualty Form - Active Service,  
National Archives of Australia, NAA:  
B2455, Matheson, Alexander**

1. Attestation Paper, National Archives of Australia, NAA: B2455  
Matheson, Alexander



3. 10th Infantry Battalion on the battleship 'Prince of Wales' in Mudros Harbour, AWM A01829

### Biography

Phillip Davey VC, MM (1896-1953)

Australian Dictionary of Biography article [HERE](http://adb.anu.edu.au) (adb.anu.edu.au)

**Phillip Davey** (1896-1953), railwayman and soldier, was born on 10 October 1896 at Unley, South Australia, son of William George Davey, carpenter, and his wife Elizabeth, née O'Neill. Educated at Flinders Street Model School and Goodwood Public School, he worked as a horse-driver at the time of his enlistment in the Australian Imperial Force at Morphettville on 22 December 1914.

**Davey** embarked on 2 February 1915 at Melbourne with the 10th Battalion's 2nd reinforcements and proceeded to Egypt and Lemnos prior to the attack on Gallipoli on 25 April 1915. He was present at the landing and took part in four days of heavy fighting which followed. He was engaged in the subsequent trench fighting until eventually invalided from the peninsula with enteric fever. After treatment at the 1st Australian General Hospital at Heliopolis, Egypt, he returned to Australia in January 1916. On 27 June Davey re-embarked with the 10th Battalion's 18th reinforcements and proceeded to England. He joined his battalion in France in September just before it moved into the line at Hill 60 in the Ypres sector. He was accidentally wounded on 15 March 1917 and was gassed on 3 October.

### *Perspectives & interpretations (ACHHS172; ACHHS173):*

Students are introduced to multiple, and sometimes competing, perspectives from varied sources. Through their research and development of an individual's profile, students:

- Investigate the role of human agency in the course of war
- May also be led to investigate the role of human agency in technological, social and political developments on the front and at home
- May be introduced to a range of differing accounts of events and can analyse these in the context of differing historical interpretations.

### *Explanation & Communication (ACHHS174; ACHHS175):*

As part of their involvement in the Schools Program, students communicate their research through the profile they compile and enter onto the Virtual War Memorial website. Students:

- Construct a biography of an individual who served in World War One using evidence from a range of sources to support their interpretation.
- May also present "personal stories" related to the life of the individual in variety of communications forms, including audio-visual formats.





## Teaching Resources

The following resources have been developed to help teachers guide students through the process of researching and writing about an individual who has served Australia. We have also provided source analysis worksheets tailored to the sources that students are likely to encounter in their research.

Work of a high standard will be published to the Virtual War Memorial.

To participate in the program please contact the Schools Program Manager to arrange for your school and class to be registered. The Schools Program Manager will provide training to staff and in-class support in the classroom.

If there are any resources that you would like to see provided by the Virtual War Memorial to support student education, please do not hesitate to contact us.

**These resources are updated regularly. For the most up-to-date version of each item, please visit our site and download a copy of the relevant resource.**

Schools Program Manager

Direct Dial Number | 0419 620 297

Email | [schools.program@vwma.org.au](mailto:schools.program@vwma.org.au)



## YEAR 9 TEACHER RESOURCES

**First World War (WW1) Serviceperson Research Guide Template**

This guide will guide you and your students through researching an individual and uploading the information to the serviceperson's Profile on the Virtual War Memorial Australia

Name of Serviceperson:

Service number of Serviceperson:

**Where to begin?**

Use the following websites to find basic details about your serviceperson. As you find relevant documents about your serviceperson and keep a record of the sources you find for your biography's reference list. Record the links to documents about your serviceperson to the VWMA profile (Step 5. Links). Refer to [Contributing information to a Profile](#) for more guidance regarding how to enter details to the VWMA.

**1**[VWMA](#)

Search **Find a person** on the home page. Record the details already recorded on the serviceperson's profile on page 2. Search by last name, first name and service number.

Check whether the profile has any "Personal Stories" for your soldier – is there any interesting information recorded there that you could use in your biography? If you use this information, you must directly quote from the story and attribute the information to the contributor with an in-text citation and include it as a source in your reference list.

Personal Details

Service History

Personal Stories

**2**[AIF Project](#)


Search using the serviceperson's family name and service (regimental) number. Click on the search result and you will be taken to a page with details about your serviceperson. Load the URL for this page to the serviceperson's profile (5. Links). Complete any missing personal details for your serviceperson on page 3 below and load any missing information to the profile for your serviceperson (1. Details and 2. History).

**3**[National Archives Australia \(NAA\)](#)

Search to find your person's Service Record. Click on 'guest' to begin a search session and place the service number into the 'keywords field'. A list of possible matches will be provided. Look for the search result for your serviceperson with a 'digitised item' icon. Click on the icon and an original version of the Service Record will open. Click on the image of the Service Record and it will load so you can navigate through the pages and zoom in and out to read it.

Create a timeline of your individual's service. Continue to record information about your serviceperson on page 2 and load information to the profile for your serviceperson (1. Details and 2. History). Add the URL for the Service Record to the profile (5. Links).

For help with reading the service record refer to [Reading a Service Record – First World War](#) and/or watch this short YouTube clip '[Unlocking the World War I service records – Language](#)' (3:53 mins). For help with understanding the abbreviations used refer to the last page of this document and the VWMA [Abbreviations and Glossary](#). The [NAA abbreviation guide](#), and the [Australian War Memorial Glossary](#) may also be helpful.



## YEAR 9 TEACHER RESOURCES

### Personal Details

The *details in blue* below are included on serviceperson's profile (1. Details and 2. History) this along with other information you discover is needed to write a biography of your serviceperson.

Place of birth:

Job/occupation before enlisting:

Address/hometown:

Unit:

Embarkation details:

Date of death:

Place of death:

Rank on enlistment:

Conflict:

Medals:

Religion:

Marital Status:

Age at embarkation:

Next of kin:

Enlistment date:

Place of enlistment:

Unit name:


Fate:

Date of death:

Other details from their service record (NAA)?

What questions did they answer yes to on their Attestation Form (first couple of pages of their service record)? For example: previous military service on record (e.g., involvement in cadets or another war) or previously been rejected as unfit for service, etc.

Have you recorded the URLs for the AIF Project and the Service Record as links on the serviceperson's profile (5. Links)?



## YEAR 9 TEACHER RESOURCES

Life during the war

Use the following websites to research your serviceperson's war experience. This involves a two-part process:

1. To research information to build an understanding of what happened to them during the war. Answer as many questions as possible on pages 4 and 5.
2. Locate and add links to information that is specifically about the person to their profile (5. Links)

4

[Australian War Memorial \(AWM\) People Search](#)

Search using the family name and service number of your serviceperson. If your serviceperson has a common family name like 'Smith' include the first and second name, if known (e.g., Smith, Percival Brian). You should locate the *Embarkation* and *Nominal Roll* for your serviceperson.

You may find other information such as the *Roll of Honour* details and perhaps even the *Red Cross Wounded and Missing Enquiry Files*. Remember to add any missing detail to the serviceperson's profile (2. History) and load the URLs for the documents (5. Links).

You may not find records specifically created by your serviceperson (such as a diary), so you will need to research what happened to the unit they were with using the AWM Advanced Search.

5

[Australian War Memorial \(AWM\) Advanced Search](#)Serviceperson Search

The AWM has a limited collection of private records. Search using your serviceperson's name you may be lucky enough to find letters or diaries. Remember to add any missing detail to the serviceperson's profile (2. History) and load the URLs to the information (5. Links).

Unit search

Search for your serviceperson's unit. You might find heraldry, photographs and other images related to the unit or personal diaries and letters from other people in your serviceperson's unit. Scroll down further to locate 'Digitised Collection', to find the Unit Diary for your person's battalion.

Alternatively, a simpler way to find the Unit Diary, is to google 'AWM Unit Diary [name of the unit]'. Check the results carefully to select the Unit Diary from the First World War.

Find the monthly sections of the Unit Diary relevant to your serviceperson. Cross check with the person's Service Record timeline to work out when they were active with the unit.

Refer to [Guide to Reading a Unit Diary](#) and/or view [How to Access War Diaries \(5:17mins\)](#) but be aware that how the researcher in the clip navigates the AWM to find the war diaries has now changed. For help with understanding the abbreviations used refer to the last page of this document, and the [Australian War Memorial Glossary](#) and the VWMA [Abbreviations and Glossary](#). The NAA also has resources to assist; view [Unlocking the World War 1 Service Records](#) and the [NAA abbreviation guide](#)

The AWM advanced search will also provide a link to information about the **Unit** (ensure that it is WW1). This information will explain where the unit fought and what happened to them. A list of battles the unit was involved with will also be provided. To find out what happened during these battles refer to the VWMA website.

6

[VWMA Battles](#)

Click on the relevant battles for your person's unit on the right-hand side of the page to find out more, or alternatively use the timeline feature on the VWMA.






## YEAR 9 TEACHER RESOURCES

7

[Trove](#)

Refine your search to 'Newspapers and Gazettes' and your serviceperson's home state. Many local newspapers published articles about the men and women who went away to war. You may even find articles referencing your serviceperson before and after they went to war. Search with different variations of your serviceperson's name and initials enclosed in inverted commas. Try their first and last name; use their initials only with their last name and try including their rank. For example: "Private Hewitt Henry Bell", or "H. H. Bell" or "H. Williams", or "Pte Hewitt Henry Bell", or "Pte H.H. Williams", or "Pte H. Williams".

Click on  to find the reference details to use in your biography reference list and the page identifier URL to load to your serviceperson's profile (5. Links).

For help refer to [Researching Trove](#)

8

[Commonwealth War Graves Commission \(CWGC\)](#)

If your serviceperson died between 4 August 1914 and 31 December 1921 either in action or due to their wartime service, their grave should be recorded with the CWGC.

9

[VWMA](#)

Revisit your search about your serviceperson. Were there any Personal Stories loaded to their profile? The information here could be useful to understand more about their life before, during and after their service.

**Information to look out for:**

Where did their unit fight and what was the outcome? Create a brief timeline. Remember to cross check with your person's Service Record to ensure that your person was not absent during the battles the unit was involved with.

Were they posted (moved) to another unit (Hint: look for TOS or Taken on Strength):

Details of training and detachment to other units:

Did they get sick? How long were they in hospital?

Were they wounded or killed in action? What happened and where? Where are they buried/commemorated?

If they were killed or died, can you find out anything about their family and community? For example, is there an obituary notice in a local newspaper or an account of the funeral that lists family members?

Did they return from service? Die of illness?

Any other information you have found (e.g.: Absent without leave AWL)

Any honours or awards? This may be mentioned in their service record but also refer to [AWM Honours and Awards](#)



## YEAR 9 TEACHER RESOURCES

**Life after the war**

Use the following websites to research your serviceperson's life after the war and answer the questions which follow. Record any other interesting information that you could include in their biography. Remember to add links to information that is specifically about the person to their profile (5. Links).

**10** [Trove](#)

Check Trove again for any articles about their life after their return from war. Their Service Record (NAA) may also provide some information about their life once they returned to Australia.

**11** [Find a grave](#)

[Cemetery Search](#)

If your serviceperson survived the war use the above websites to find where they are buried:

**12** [VWMA](#)

Revisit your search about your serviceperson to check if there is an RSL badge showing.



This indicates that the serviceperson joined the RSL. The RSL records information about their members including details related to their family members. Contact us to find out what information the RSL has [schools.program@vwma.org.au](mailto:schools.program@vwma.org.au) or phone 0439 559 759.

**Information to look out for:**

What did they do when they returned to Australia (if applicable)? There could be articles referring to their involvement in the community or their working life. Did they get married, remain married, have children? Did they serve in another conflict?

If they were killed or died, can you find out anything about their family and community? For example, is there an obituary notice in a local newspaper or an account of the funeral that lists family members?

Any other interesting information you have found?


**13** **Finding Photographs**

Not every serviceperson has an individual photo, but you should be able to find relevant photographs of their unit, ships they were on, places they trained or fought etc. Refer to the guide [Finding Photographs](#). Load photographs to the serviceperson's profile (4. Photos) following the instructions once on the page.

**Prepare your biography** for your serviceperson – For guidance refer to [Writing a VWMA Biography](#)

## FIRST WORLD WAR – ABBREVIATIONS QUICK GUIDE

KIA	Killed in Action	
TOS	Taken on Strength	Transferred to another unit
AWL	Absent Without Leave	Individual away from unit outside of approved leave
NOK	Next of Kin	Closest living relative, e.g., Father, Wife
Inf	Infantry	Soldiers marching and fighting on foot
Btn/BN	Battalion	A unit with a strength of 550 to 1000, made up of 4 companies
Ref	Reinforcements	More soldiers raised and sent to support the unit
FLD/FD	Field	Used to designate the role. For example, Field Companies of Engineers could be attached to an infantry brigade to provide engineering support in the field
COY	Company	A sub-unit with a strength of 100 – 225, made up of 4 platoons, commanded by a Major or Captain
CO	Commanding Officer	An officer of any rank who controls a group or operation
AIF	Australian Imperial Force	The military force provided by Australia to support Britain in World War One
BEF	British Expeditionary Force	The force that fought in Western Europe
MEF	Mediterranean Expeditionary Force	The force controlled from Salonika (Greece) and assembled to fight the Ottomans in the Mediterranean including the Dardanelles and Gallipoli campaigns



# Virtual War Memorial Australia

## Contributing Information to a Serviceperson's Profile

### Activating Your Account

You will automatically receive an email with a link to set up a password and activate your account. **Tip:** Save your password on your device or keep it in your phone.

#### Account Activation

Choose a password and enter it below. Re-enter your password in the "Confirm your password" box, and click "Activate" to confirm your registration.

You can then log in by clicking at the top right of the RSL Virtual War Memorial and entering your email address and the password that you have set up. Once logged in, you will go to your home page so that you can enter your research for MALFROY, Jules Francis.


[Activate](#)

The next time you sign into the Virtual War Memorial, you will be taken straight to your project.

If you navigate away from your project to look at other information on the site, you can quickly return by selecting the 'Your Project' link in the top right-hand corner of the page.

Welcome, Draco Malfoy | [Your Project](#) | [Log Out](#)





# Virtual War Memorial Australia


## Completing the Profile

Navigate through the profile by completing fields and clicking 'Save' at the bottom of each section, or by using the links under 'Progress' in the left-hand navigation menu.

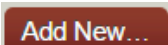
### 1. Details

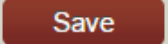
Complete as many of the personal details about your individual as you can discover from your research. Most of the section is very straightforward; below are some tips to help you with the trickier sections.

#### Hometown

Start entering the name of the town and then select the appropriate option from a drop-down list. If the town is not listed, add the town by clicking  the name of the town, state, and country.

#### Cemetery

As with hometown, start to type in the name of a cemetery and then select from a drop-down list. If the cemetery is not listed, click  details name, address, state, and country.

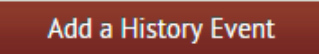
Remember to  at you have done.


### 2. History

Some details may already be entered, and these will not be able to be altered. These may include enlistment, embarkation, conflict involvements, discharge, or other events.

However, this is unlikely to be a complete list.

To build an individual's history:

1. Click 
2. Define the type of event by selecting an option from the drop-list. The selection will determine which fields need information. Select from:
  - **Discharge** – Leaving military service. Enter the date. In the service field, start typing the service, e.g. 2<sup>nd</sup> AIF WW2, then select from the drop-down list. Select the conflict from the drop-down list.



# Virtual War Memorial Australia


- **Embarkation** – The individual was loaded on to transport to be sent overseas. Enter the date, service, rank, conflict, and unit with which they served, e.g. 10<sup>th</sup> Field Ambulance.
- **Honours and Awards** – This includes medals. Enter the date, conflict, and campaign e.g. Battle of Romani. In the Medal field, start typing the name of the honour e.g. Distinguished Service Order and select from the drop-down list.
- **Involvement** – The conflicts in which they served. Enter the date, service, rank e.g. Squadron Leader and select from drop down list, campaign, unit, and date their involvement ended.
- **POW** – Internment as a Prisoner of War. Enter dates from and to, conflict and campaign.
- **Promotion** – Promotions received from one rank to another, e.g. promoted from corporal to sergeant. Enter date, service, rank promoted to, conflict and unit.
- **Transfer** – Movement of individual between units. Enter date, service, rank, conflict, and unit.
- **Wounded** – Wounds received in service. Enter the date, conflict, campaign.

The required details are very brief. You can enter more information into the details field at the bottom of the page.

3. Click

Save

4. Add more history events by repeating the process.



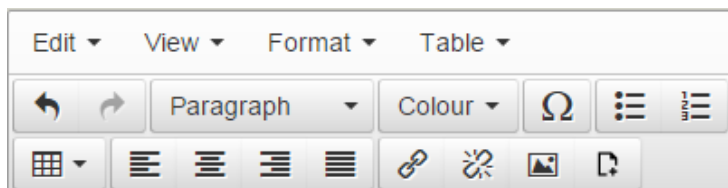
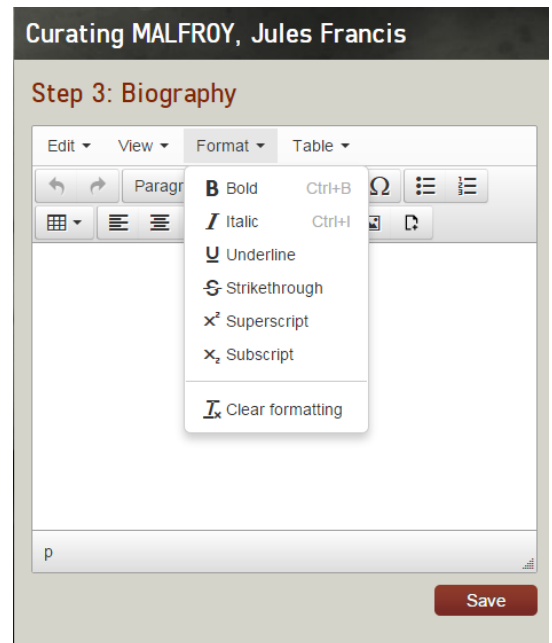
# Virtual War Memorial Australia

## 3. Biography

Enter the biography you have created for your individual. For help with composing a biography see our 'Writing a VWMA Biography' resource.


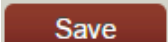
It is recommended that you complete this task in a Word document (or similar). Proof-read and edit, before copying and pasting into the Biography field.


You will then need to format the biography using the menu at the top of the field.



## 4. Photos

To add images:

1. Click 
2. Select the image from your computer, click Open.
3. Enter details including the date taken, if known, and a caption.
4. Include an attribution. This is where the image came from and who owns it. If you do not add an attribution, the image will not be saved.
5. Set the image as the profile photo by selecting the check box (if there is more than one, select the best one).
6. Click 



# Virtual War Memorial Australia

## 5. Links

1. Click [Add a Link](#)
2. Enter the name of the link in the 'Link Text' section, e.g., Australian War Memorial – Nominal Roll or National Archives of Australia – Service Record
3. Enter the URL
4. Click [Save](#)

## 6. Documents

To add files:

1. Click [Add a Resource](#)
2. Select the file you want to add and click Open.
3. Enter the name of the file, e.g. Diary of Lieutenant Commander CJP Hill HMAS Parramatta.
4. Click [Save](#)

## 7. Submit

Click 'Submit to Teacher' button.

The project will be ready to be assessed and moderated.

No changes are possible unless the teacher sends it back to you.

### Curating MALFROY, Jules Francis

#### Step 7: Submit


Draco, your name will ALWAYS be associated with Jules Francis MALFROY.

So to honour his memory make sure that you have done your best in finding all you can and that the information is correct and presented properly.

If you are satisfied that you can do nothing more, please submit to your teacher.

[Submit to Teacher](#)





# Virtual War Memorial Australia

## Written Source Analysis Worksheet

**Title of Document:**

**Type of Document:**

☐ Service Record

☐ Letter

☐ Unit Diary

☐ Personal Diary

☐ Newspaper

☐ Other : \_\_\_\_\_

**Date Written:**

**Author:**


*Include name, relationship to your person (eg. your person's commanding officer, rank/service number if appropriate; a journalist; a relative or friend of your person; another person in their unit.)*

**Intended Audience:**

*For whom do you think the document was written?*

**Further Questions:**

*After completing the next page, what questions have not been answered about your person and their experiences? How could you find the answers?*



# Virtual War Memorial Australia

## Photo Source Analysis Worksheet

TITLE/DESCRIPTION/NUMBER:

### STEP 1: OBSERVATION

1. Record your overall impression
2. Divide the photo into four sections (quadrants) and look carefully at each one.  
*Record the people, objects and activities you observe in each quarter of the table.*

People	Objects	Activities

### STEP 2: INFERENCE

*What might you infer from this photograph? Try to list at least three things.*

### STEP 3: QUESTIONS

1. What questions does this photograph raise?
2. How could you find answers?

## Primary Source Organiser

TITLE OF SOURCE	TYPE (Eg. honour roll, service record, letter)	AUTHOR	DATE	SUMMARY



## Writing a VWMA Biography

A biography is the story of a person's life, told by someone else. You have already completed the difficult task of collecting the information. Now, the aim is to convert that information into an interesting story people will want to engage with!

### Step 1 – Gather your information

Bring together all the information you have discovered on your person. You may have completed this in your serviceperson research guide template. You will need to complete a reference list so ensure you have all the details you need.

Is anything missing? Could there be letters, diaries, oral histories, interviews available? A general internet search might help.

### Step 2 – Prepare an outline and consider how to present your work

Presentation: Do you want to present your work in a written or audiovisual format?

Create a **timeline** of your person's life – which events would you like to talk about in more detail? Which events sound more interesting or exciting? Plan your work.

If preparing an audiovisual presentation gather the images, you will use to complete it.

**Remember!** A biography is a recount – events need to be in **chronological order** and in the **past tense**.

### Step 3 - Prepare the biography

If preparing a written biography, complete it in Word to assist with the checking of spelling and grammar. Tell a story using continuous prose with short paragraphs, rather than using dot points. There is no need to have titles in your biography, but you can use them if you wish.

#### What to include:

##### Life Before the War

Birth, parents, siblings, and residence. Relationships to others who served Australia are also helpful.

School records and previous employment help set the scene of your person's life before the war. Did they serve in the cadets or militia before going to war?





# Virtual War Memorial Australia

## Life During the War

Enlistment, embarkation, re-assignment (where and when it took place). Many soldiers embarked with one unit and ended up in another.

Absences such as illness, courses/training and detachment to other units are generally recorded in the service record. Before you assume that they were involved in a particular battle, check to make sure that they were not absent.

Any decorations (Honours or Awards)? These are a great opportunity to tell the story of why your person was awarded that honour.

## Life after the War

Did your person make it home? If not, what were the events surrounding their death?

If they did make it home, what kind of life did they lead after the war? Did they get married, have children, start a business, serve in another war or conflict?

## **Step 4 - Added Extras**

**Quotations** are great evidence of your individual's life and service – but one or two are generally enough, so pick the best ones.

**Personal details** are a great way to add depth to your biography. Some questions to consider:

- What did the person like, and dislike?
- What did others think of them?
- What was important to them?
- Why did they sign up for service?
- Who did they leave behind?

## **Checklist – Have I...**

Written the biography as a recount using past tense?

Kept to the verifiable facts?

Referenced the sources used to write the biography?

Uploaded links to documents and sources you used?

Uploaded the photographs and images you have found with referencing?



AWM A00714 – Australian 10<sup>th</sup> Battalion Headquarters at ANZAC



## Personal Stories



*"A Pomeranian hidden in the kitbag of a soldier when he left Australia for the battlefield. That they did, carting the dog from battlefield to battlefield in their kitbags and eventually to the ship to transport them home. These things did not go so well, with a Non-Commissioned Officer determining the dog should be put down. The soldiers thought otherwise and guarded it constantly in shifts all the way home. Sister Anne Donnell was so incensed that she fronted the captain's table to plead for the dog's life. The official line was that it was dead. But she went on to record sighting on the wharves at journey's end."*

"Isn't she a beautiful darling?" Sept. 1915. Anne Donnell holding Col. Fiaschi's child? No. 19 British General Hospital (Deaconesses' Hospital), Alexandria. Sourced by Julianne T. Ryan, courtesy of NLA MS 3962.

## What is the difference between a personal story and a biography?

A personal story can be anything that gives us a glimpse into the life and character of an individual who served.

While a biography narrates the events of a person's life, a personal story allows you more freedom to help us understand your individual. A personal story could include a story passed down through generations, or, as in the case of Sister Anne Donnell, it could be the record of an event, or a snapshot in time, through which their individual character shines.

### Personal stories:

- Stories can be found anywhere. Look for letters, postcards, art work, sketches, poems, oral histories or audio recordings, personal objects, diaries or memoirs, newspaper articles, magazine articles, artefacts, memorabilia, maps, government publications and reports.
- Stories do not need to be very long to give us a sense of the person they are about.
- Stories can be updated and added to at any time. The more stories about an individual, the easier it is for us to begin to understand who they were.