



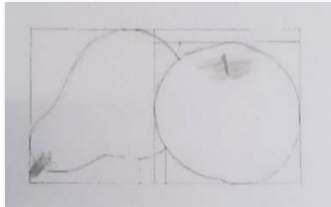

Classes are held at our artKids Studio, Basement, North Canberra Baptist Hall, 17 Condamine Street, Turner. Each session can be booked separately or as a full day. Drop off from 8.45 am. Pick up 3.30 pm promptly. **Ages:** 5 to 14 years. **Note:** We no longer accept 4-year-olds – they must be at primary school. **Fee** is \$80 per session (incl GST), includes all materials and morning/afternoon tea, plus FREE supervision at lunchtime for full-day students (bring their own lunch). **Book online** at www.enrolmy.com/artkids

Monday 9 am – 12 pm	Tuesday 9 am – 12 pm	Wednesday 9 am – -12 pm	Thursday 9 am – 12 pm	Friday 9 am – 12 pm
<p>Sparkly Under Water Collage</p>  <p>Kids love exploring new mediums and drawing on foil is one of them. We'll also explore watercolours to create an ocean-theme background, adding collage elements from foil and paper. Turtles, fish, sharks, octopus, a Kraken (?) – what will be hiding in your ocean?</p>	<p>Spotlight!</p>  <p>Who hasn't played Spotlight when camping? In this clever project, we learn to draw humans in action as well as animals hiding! We'll explore contrast in art, using black and white, and warm and cool colours. How many nocturnal animals can you put in the spotlight!</p>	<p>Space: The Final Frontier</p>  <p>Learn how easy it is to turn geometric shapes into real life objects in this space-themed creation. We'll explore oil and chalk pastel colour-blending techniques for our background and add rockets, astronauts, aliens and space debris. Finish with splatter stars!</p>	<p>3D Animal Snack Machine</p>  <p>Yum, yum! Animals love to snack and we'll use our engineering and arts skills to design a feeding machine. From designing and painting the background, to creating mechanical craft elements to deliver your snacks to your animals, you'll want to feed more animals! Sure to be popular!</p>	<p>Splatter Wolf Painting</p>  <p>Create a mixed media project inspired by the wonderful illustrations of Jon Klassen. Using paint, paper, oil pastels, sponges, toothbrushes - yes, toothbrushes! - to create texture and explore negative and positive shapes in this fun, mixed media artwork</p>
Monday 12.30 – 3.30 pm	Tuesday 12.30 – 3.30 pm	Wednesday 12.30 – 3.30 pm	Thursday 12.30 – 3.30 pm	Friday 12.30 – 3.30 pm
<p>Create a Comic</p>  <p>Storytelling was never so easy! Develop your own cartoon characters and learn storytelling techniques to create a comic layout. Learn how to make your stories visually appealing to your reader using emphasis and contrast.</p>	<p>Carnival of Animals Collage</p>  <p>Are you ready to explore how art and music complement one another? Draw, paint and create a giant collage to represent our musical interpretation of the famous orchestra, Carnival of the Animals.</p>	<p>Clay Bobble Heads</p>  <p>These bobble head pets are very cute! Learn pinch pot techniques and how to create texture with clay. Create any bobble head creature you can imagine from pets to monsters and dragons! Books out fast!</p>	<p>Draw 'n' Paint Abstract Animals</p>  <p>In our popular Draw 'n' Paint series, kids will learn about abstract art, pop art and colour. We'll learn transfer techniques to get their image on to the canvas and learn about underpainting. So. Much. Fun!</p>	<p>Mini Felt Bags</p>  <p>Kids learn simple sewing stitches so they can design and create a fun felt bag. Add embellishments such as felt, buttons and permanent markers to give your bag a unique character. Books out fast!</p>





Week 2: 9 Yrs+ Foundation Drawing Skills for Realistic and Anime Drawing

Block: Monday to Wednesday 13 – 15 July + Optional: Thurs 16 July

Realistic Drawing Foundation Skills 9 Yrs+ 3 Consecutive Mornings: Kids can become frustrated and lose interest in drawing at 9-10 years old as they move from imaginative or cartoon-style to wanting to draw more realistically. They don't have the skills, get disheartened and give up. Over three consecutive morning sessions, we build upon each day, guiding your child in how to make the move to realistic drawing. We'll cover how to really 'see' an object, how to break it down into simple shapes and contour lines, how to create form through understanding shading and value, and how to position and draw objects in relation to one another. When booking, **each session builds upon the previous so it must be taken as a block.**

Monday 9 am – 12 pm 13 July 2026 (block booking)	Tuesday 9 am – 12 pm 14 July 2026 (block booking)	Wednesday 9 am – 12 pm 15 July 2026 (block booking)	Thursday 9 am – 12 pm 16 July 2026 (optional booking)
1: Realistic Drawing 9 Yrs+  <p>Drawing is 80% observation and 20% drawing. Learn how to 'see' basic shapes and contour lines that make up everyday objects. We'll cover pencil grips and linework.</p>	2: Realistic Drawing 9 Yrs+  <p>Learn about Value and shading to create texture and form. We'll cover highlights and low lights, hatching techniques and value. Explore different drawing mediums - graphite, charcoal and chalk pastels.</p>	3: Realistic Drawing 9 Yrs+  <p>Learn how to use space to create the illusion of depth. Use overlap, size, shading, value, focus and perspective as you create and draw your own still life composition.</p>	Bring it Together – Watercolour Pencil  <p>In this extension project, learn to draw a tiger using guidelines and transfer techniques. Explore watercolour pencil blending to create realistic texture. Suitable for those who have completed the Foundation Drawing classes at any time.</p>

Anime Drawing Foundation Skills 9 Yrs+ 3 Consecutive Afternoons: Anime is a unique drawing style from Japan, very popular among kids, teens and adults. In our 3-consecutive afternoon introductory sessions, students will learn drawing skills and techniques to achieve the distinctive anime/manga character look incorporating tools and colour markers. Afterwards, join our regular Saturday Anime Club! When booking, **each session builds upon the previous one so it must be taken as a block.**

Monday 12.30 – 3.30 pm 13 July 2026 (block booking)	Tuesday 12.30 – 3.30 pm 14 July 2026 (block booking)	Wednesday 12.30 – 3.30 pm 15 July 2026 (block booking)	Thursday 12.30 – 3.30 pm 16 July 2026 (optional booking)
1: Intro to Anime: Character Drawing  <p>Learn the basics of Anime character drawing. Areas we cover include what kind of tools are best for Anime drawing, what are the different styles of Anime characters, etc. The focus is on facial features, especially the eyes! We will be creating a few different facial expressions.</p>	2: Intro to Anime: Portrait  <p>Following on from face-drawing, we will learn to draw an Anime portrait. Learn about colouring techniques using graphic markers. Bring your character to life as we learn shading and highlighting techniques (hatching, cross hatching).</p>	3: Intro to Anime: Character Sheet  <p>Learn to draw a full-body Anime character using Anime's unique body proportions. By the end of the lesson, you will have created a character sheet in various poses of your very own Anime character! Continue developing your skills by joining our Saturday afternoon Anime Club!</p>	Bring it Together: Fashion Sheet  <p>Build on your new skills with a focus on drawing Fashion. We'll add to your character sheet with a Fashion sheet, learning how to draw fabric for clothes, accessories and weapons.</p>