



Way of Life!

# JIMNY



## Tough As Jimny

Motorways to mountain ranges, the all new Jimny goes anywhere and everywhere, places only Jimny can.

### MODEL RANGE

### JIMNY GL

### JIMNY GLX



TWO-TONE

Kinetic Yellow +  
Bluish Black Pearl 3  
(DG5)

TWO-TONE


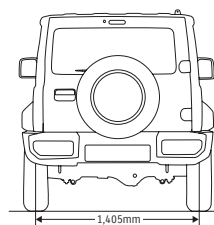
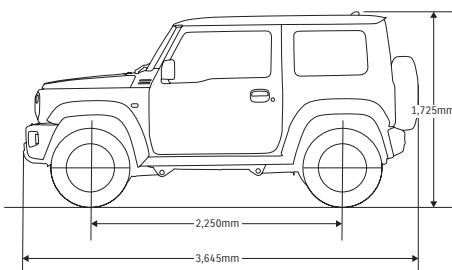

Brisk Blue +  
Bluish Black Pearl 3  
(CZW)

SINGLE-TONE

Jungle Green  
(ZCC)

SINGLE-TONE

Superior White  
(26U)



# JIMNY EQUIPMENT

MODEL		GL	GLX
Engine	Petrol		
	1.5L VVT		
Drive system	Part-time 4WD		
Transmission	5MT	5MT/ 4AT	
DIMENSIONS			
Overall length	Front bumper to rear bumper	mm	3,480
	Front bumper to spare wheel cover	mm	3,645
Overall width		mm	1,645
Overall height		mm	1,725
Wheelbase		mm	2,250
Tread	Front	mm	1,395
	Rear	mm	1,405
Minimum turning radius		m	4.9
Minimum ground clearance		mm	210
Approach angle		deg.	37
Ramp breakover angle		deg.	28
Departure angle		deg.	49
Kerb weight (min./with full options)		kg	1,090 1,110/1,135
Gross vehicle weight		kg	1,435
CAPACITIES			
Seating capacity	persons		4
Luggage capacity	Max. volume	litres	830
	Rear seatback folded (VDA method)	litres	377*
	Rear seatback raised (VDA method)	litres	85*
Fuel tank capacity	litres		40
ENGINE			
Type	K15B		
Number of cylinders	4		
Number of valves	16		
Piston displacement	cm3	1,462	
Bore x stroke	mm	74.0 x 85.0	
Compression ratio	10		
Maximum output	kW/rpm	75/6,000	
Maximum torque	Nm/rpm	130/4,000	
Fuel distribution	Multipoint injection		
TRANSMISSION		MT	AT
Gear ratio	1st	4.425	2.875
	2nd	2.304	1.568
	3rd	1.674	1.000
	4th	1.190	0.697
	5th	1.000	-
	Reverse	5.151	2.300
Final gear ratio		4.090	4.300
Transfer gear ratio	High	1.000	1.320
	Low	2.002	2.644
CHASSIS			
Steering	Recirculating ball		
Brakes	Front	Solid disc	
	Rear	Drum, leading and trailing	
Suspension	Front	3-link rigid axle with coil spring	
	Rear	3-link rigid axle with coil spring	
Tyres	195/80R15		
Tyres and wheels	195/80R15 + steel wheels	S	-
	195/80R15 + alloy wheels	-	S
Spare tyre and wheel	195/80R15 + steel wheel	S	-
	195/80R15 + alloy wheel	-	S
Spare wheel half cover (disc type)	Black	S	S
EXTERIOR			
Front grille	Vertical design + material colour	S	S
Wheel arch extensions	material colour	S	S
Drip rails		S	S
Outside door handles	Body colour	-	S
Tailgate opener	Handle-operated	S	S
VISIBILITY			
Headlamps	Halogen multi-reflector	S	-
	LED projector	-	S
Headlamp levelling device	Auto	-	S
Automatic lamps		S	S
Lamp washer		-	S
High beam assist		S	S
DRL (daytime running lights)		S	S
Guide me home function		-	S
Fog lamps	Front	-	S
Green-tinted windows	Front door windows	S	S
	Rear & tailgate windows	S	-
Privacy glass	Rear & tailgate windows	-	S
UV-cut glass	Windscreen	S	S
Wipers	Front: 2-speed (low, high) + intermittent + washer	S	S
	Rear: 1-speed + washer	S	S
Rear window demister		S	S
Outside door mirrors	Black (painted)	-	S
	Electrically adjustable	S	S
Day / night rearview mirror	Manual dimming	S	S

## STEERING AND INSTRUMENT PANEL

3-spoke steering wheel	Urethane	S	-
	Leather covered	-	S
	With audio controls	S	S
	With cruise control	S	S
	With speed limiter control	S	S
	With hands-free phone control	S	S
	Tilt-adjust	S	S
Light-off and key reminder	Alarm	S	S
Driver's seatbelt reminder	Lamp & alarm	S	S
Passenger's seatbelt reminder	Lamp & alarm	S	S
Rear seatbelt reminder	Lamp & alarm	S	S
Door ajar reminder	Lamp	S	S
Low fuel warning	Lamp	S	S

## DRIVING AMENITIES

Digital clock		S	S
Electric windows (Front)	Driver's side (up/down auto)	S	S
	Passenger's side	S	S
Central door locking (including tailgate)	Switch (driver's side)	S	S
Remote-control door locks	With hazard lamp answerback function	S	S
Air conditioner	Manual	S	-
	Auto	-	S
Heater		S	S
Pollen filter		S	S
Audio	Antenna (mounted at rear of roof)	S	S
	Speaker x 2	S	S
	MP3/WMA compatible CD player + Bluetooth***	S	-
	Smartphone linkage display audio + NAV + Bluetooth***	-	S
Rearview Camera		-	S
Cruise control		S	S
Speed limiter		S	S

## INTERIOR

Cabin lights	Front cabin light (3-position)	S	S
		S	S
Sun visors	With ticket holder	-	S
	With vanity mirror	-	S
	Passenger's side	S	S
Assist grips	Rear x 2	S	S
	Centre console	S	S
12V interior accessory socket	Centre console x 1	S	S
	Luggage room x 1	-	S
USB socket	Centre console x 1	S	S
Remote fuel lid opener		S	S
Inside door openers	Chrome	S	S

## SEATS

Front seats	Walk-in mechanism (passenger's side)	S	S
	50:50-split single-folding	S	S
Rear seat	Head restraints x 2	S	S
		S	S
Seat upholstery material	Fabric	S	S

## LUGGAGE AREA

Luggage Box (for Flat Floor)	S	S
------------------------------	---	---

## SAFETY AND SECURITY

SRS front dual airbags		S	S
SRS side airbags	Front	S	S
Curtain airbags		S	S
Seatbelts	Front: 3-point ELR seatbelts with pretensioners and force limiters	S	S
	Rear: 3-point ELR seatbelts x 2 with pretensioners and force limiters	S	S
ISOFIX child seat anchorages	Rear x 2	S	S
Pedal Release System	Brake & clutch	S	S
Side impact door beams		S	S
ABS		S	S
ESP***		S	S
DSBS (Dual Sensor Brake Support)		S	S
Emergency stop signal		S	S
Hill hold control		S	S
Hill descent control		S	S
Brake assist function		S	S
Shift lock/key interlock (AT)		-	S (AT)
High-mount stop lamp		S	S
Immobiliser		S	S

S : Standard - : Not Available

\*1: Manufacturer data. \*\*: Bluetooth is a registered trademark of Bluetooth SIG, Inc. \*\*\*: ESP is a registered trademark of Daimler AG. The ESP® is designed to help keep the vehicle under control. However, the degree of engine torque reduction, the wheels that brake and their braking force vary according to the driving conditions. ESP® is essentially a system to assist stable driving. In the case of slippage or skidding that exceeds the limits of grip between tyres and road surface, ESP® will still function but may not be effective. All safety technology including ESP®, ABS and DSBS are functions to assist the driver and do not eliminate the need to drive safely or in accordance with driving conditions. Specifications are subject to change.

For more information visit [www.suzukiqld.com.au](http://www.suzukiqld.com.au) or call 1300 495 773

