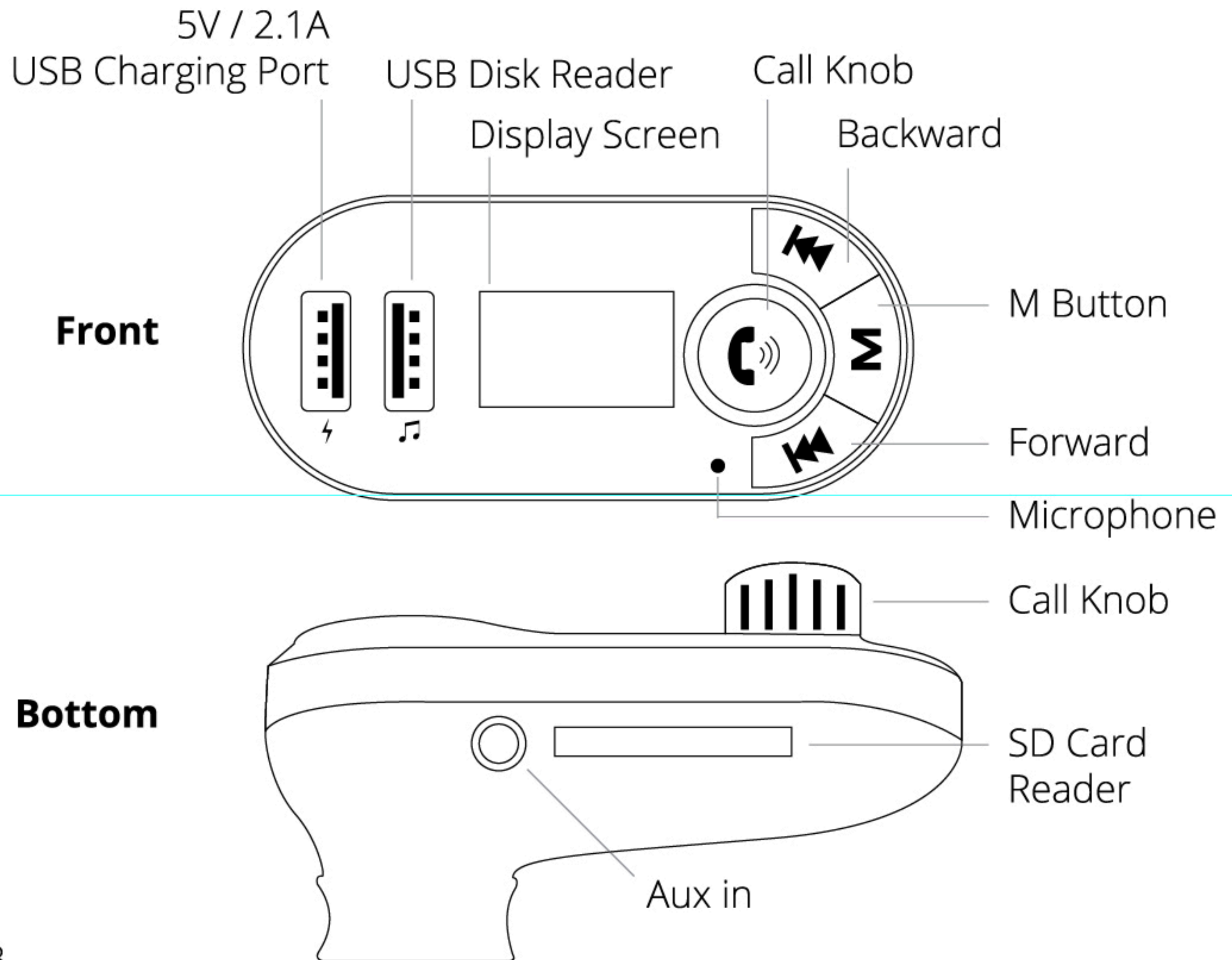




# **BLUETOOTH HANDS-FREE CAR KIT**

## **USER MANUAL**



### **Bluetooth car kit mode:**

- Plug the car kit into cigarette socket and start the engine, tune your car radio to a spare channel to avoid base noise interference.
  - Tune your Bluetooth car kit channel to match your car radio by clicking "**M**" button, using "**Forward**" and "**Backward**" to adjust.
  - Go to your phone's Bluetooth settings, search "mbeat MBT300" to pair your car kit with your phone. Once the pairing process completed, your car kit is ready to use.
- 

### **USB/SD/AUX IN mode:**

- To switch between Bluetooth and USB/SD/AUX IN mode, hold "**Call**" knob for 2-3 seconds to switch.
- Plug the USB disk into the USB port (marked with "🎵") to play.
- Insert SD card to play.
- Connect your music player via AUX IN to play.


### **Adjust volume:**

- Scroll “**Call**” knob to adjust volume up/down.

### **Re-dial function:**

- Double click “**Call**” knob under Bluetooth handsfree mode to call the most recent dialled number.

### **Charging function:**


- Plug the charging cable into the USB port (marked with “”) to charge your phone.

### **FAQ:**

Cannot pair my phone with Bluetooth car kit.

- Make sure the Bluetooth car kit is plugged into the cigarette socket properly.
- Remove the existing Bluetooth device “mbeat MBT300” and try to pair it again.

Cannot play music from USB disk.

- Make sure to plug your USB disk into the correct USB port (marked with “”).

### **Contact mbeat:**

**A** Unit 15/19 Cornhill St  
Ferntree Gully, VIC 3156  
Australia

**W** [www.mbeat.com.au](http://www.mbeat.com.au)

**@** [support@mbeat.com.au](mailto:support@mbeat.com.au)

**f** [mbeat.com.au](http://mbeat.com.au)

**📷** [mbeat\\_australia](#)

**🐦** [mbeataustralia](#)