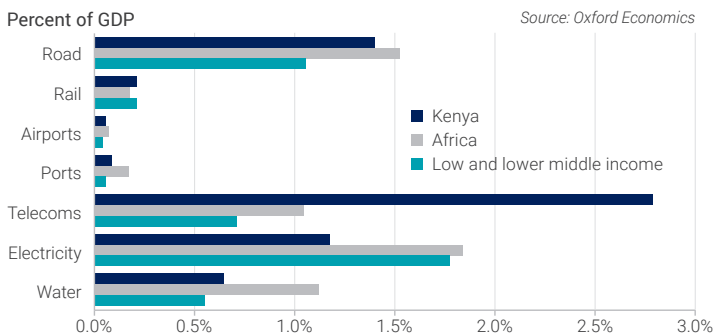


KEY ASSUMPTIONS

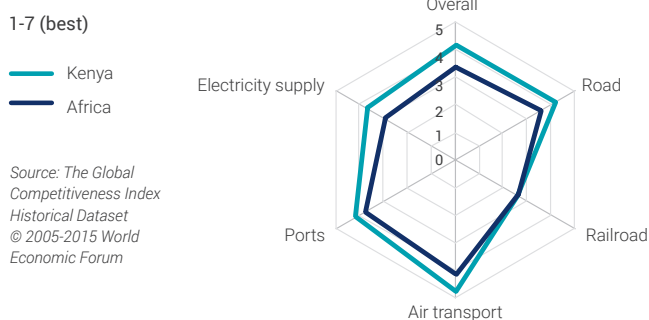
	2015	2040	Av. annual growth
GDP (Billion \$US)*	63	243	5.5%
GDP per head (\$US)*	1,377	3,034	3.2%
Population (000s)	46,050	80,091	2.2%
Urban population (% of total)**	25.5%	33.8%	1.1%
Population density (persons per km ²)	81	141	2.2%

*2015 prices and exchange rates; ** Av. annual growth shows average annual change in urban share of population

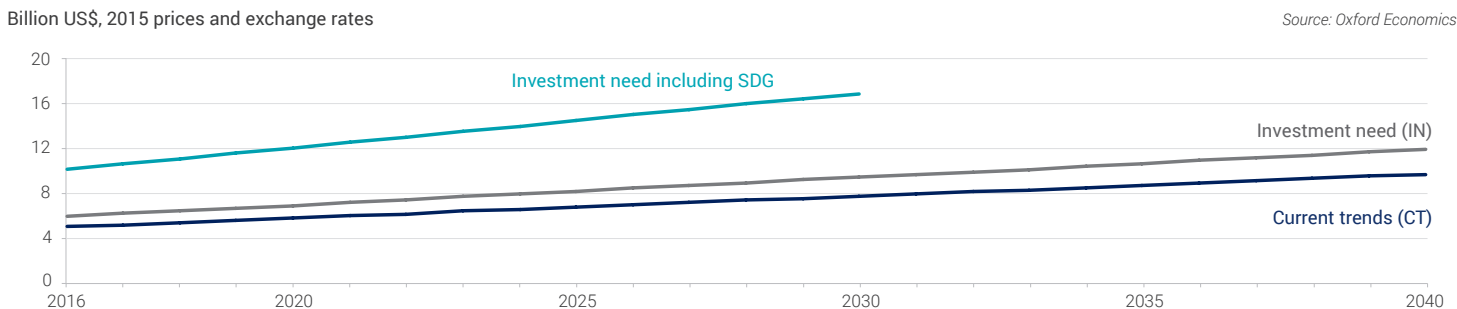
INFRASTRUCTURE INVESTMENT NEED, 2016-2040



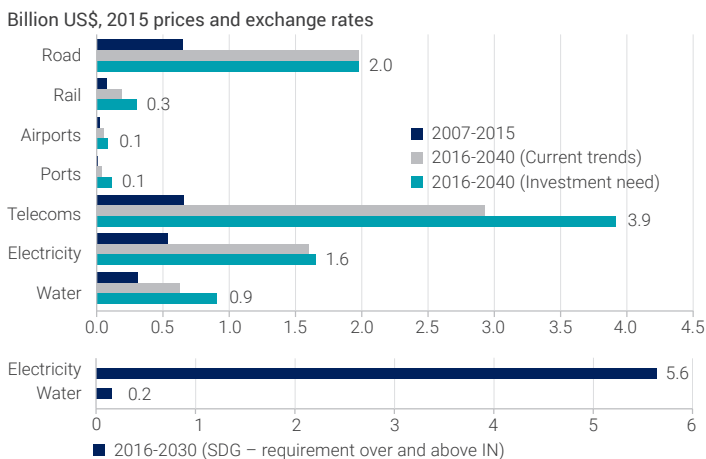
INFRASTRUCTURE QUALITY



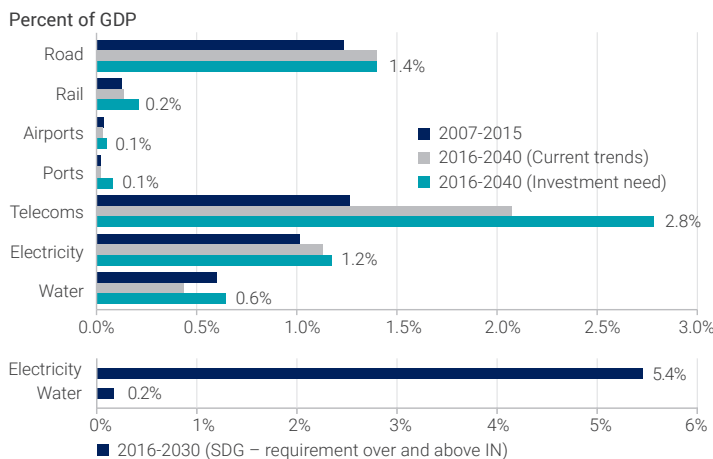
TOTAL INFRASTRUCTURE INVESTMENT 2016-2040



AVERAGE ANNUAL INVESTMENT



INFRASTRUCTURE INVESTMENT AS A PERCENTAGE OF GDP



CUMULATIVE INFRASTRUCTURE INVESTMENT

SDG results only shown where the SDG requirement would not be delivered under the investment need scenario

Billion \$US, 2015 prices and exchange rates	Road	Rail	Airports	Ports	Telecoms	Electricity	Water	Total
2016-2040 (Current trends)	49	5	1	1	73	40	15	184
2016-2040 (Investment need)	49	7	2	3	98	41	23	223
2016-2040 (Gap between IN and CT)	0	3	1	2	25	1	7	39
2016-2030 (SDG - requirement over and above IN)						85	2	