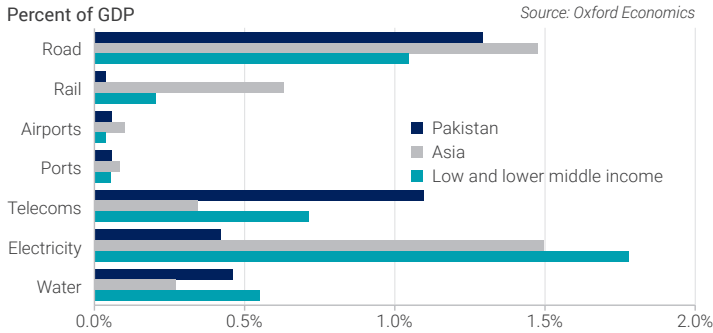


KEY ASSUMPTIONS

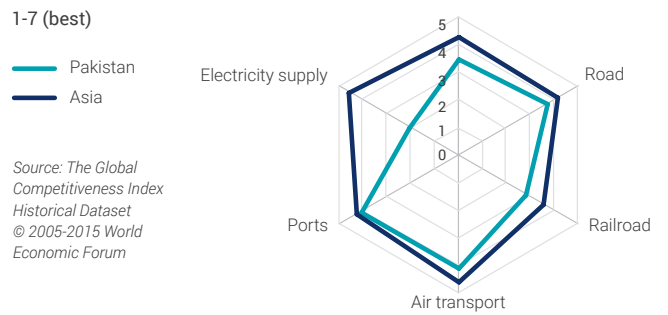
	2015	2040	Av. annual growth
GDP (Billion \$US)*	268	950	5.2%
GDP per head (\$US)*	1,416	3,404	3.6%
Population (000s)	188,925	278,987	1.6%
Urban population (% of total)**	38.8%	49.3%	1.0%
Population density (persons per km ²)	245	362	1.6%

*2015 prices and exchange rates; ** Av. annual growth shows average annual change in urban share of population

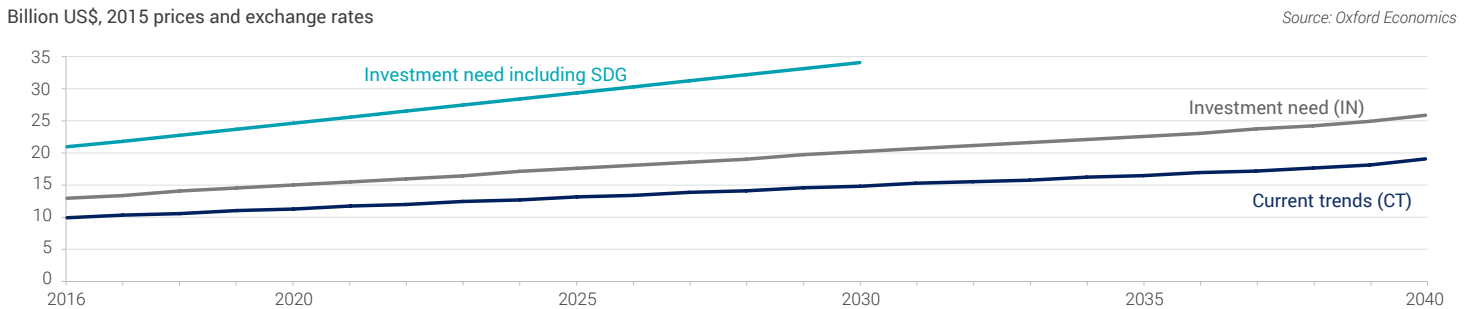
INFRASTRUCTURE INVESTMENT NEED, 2016-2040



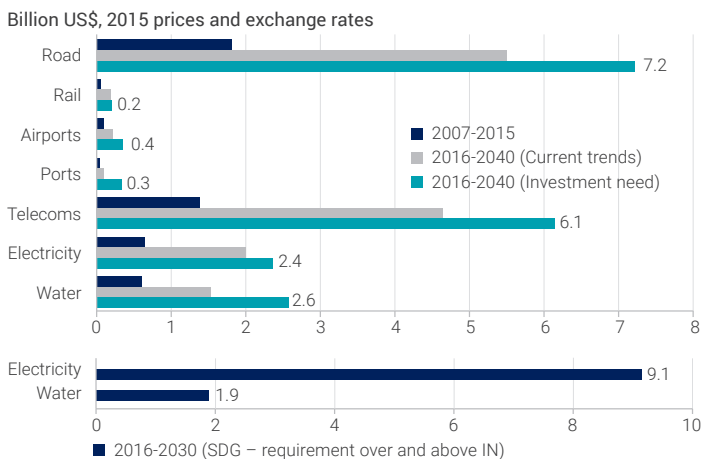
INFRASTRUCTURE QUALITY



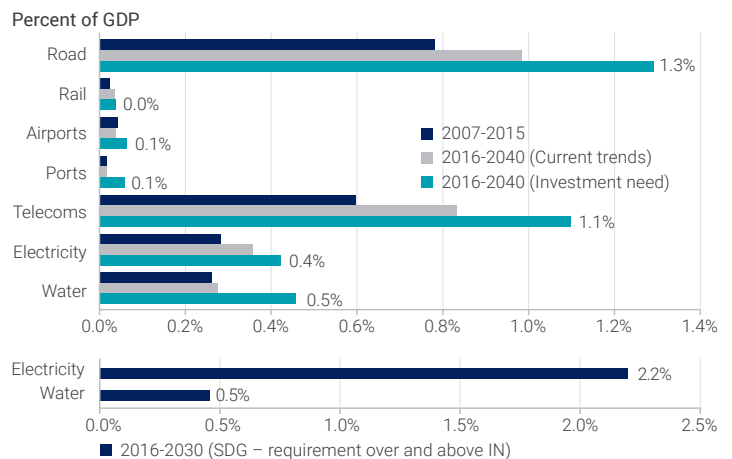
TOTAL INFRASTRUCTURE INVESTMENT 2016-2040



AVERAGE ANNUAL INVESTMENT



INFRASTRUCTURE INVESTMENT AS A PERCENTAGE OF GDP



CUMULATIVE INFRASTRUCTURE INVESTMENT

SDG results only shown where the SDG requirement would not be delivered under the investment need scenario

Billion \$US, 2015 prices and exchange rates	Road	Rail	Airports	Ports	Telecoms	Electricity	Water	Total
2016-2040 (Current trends)	137	5	6	3	116	50	39	355
2016-2040 (Investment need)	180	5	9	8	153	59	64	480
2016-2040 (Gap between IN and CT)	43	0	3	6	37	9	26	124
2016-2030 (SDG - requirement over and above IN)						137	28	