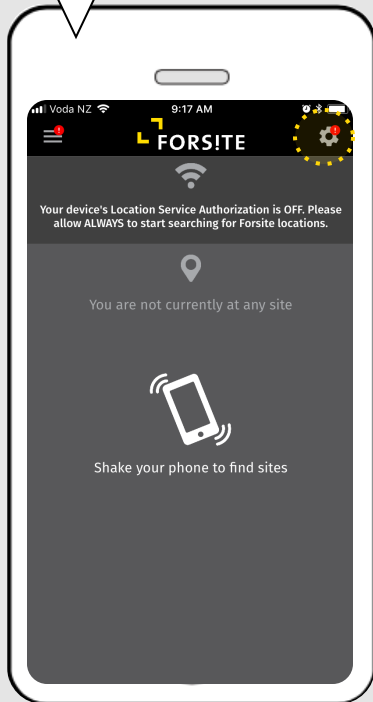


How can I check my app settings?

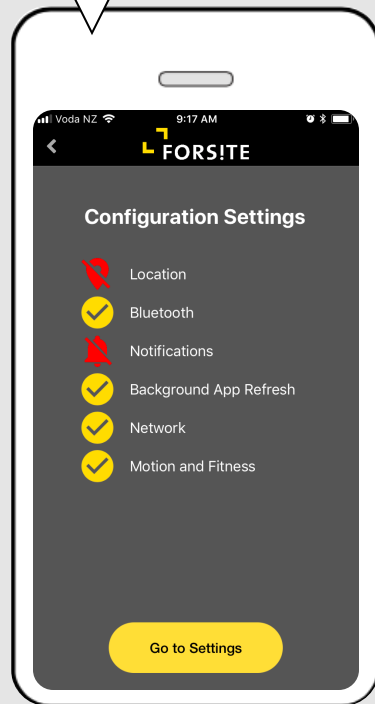
1

- Open the Forsite app
- Select the settings icon in the upper right corner



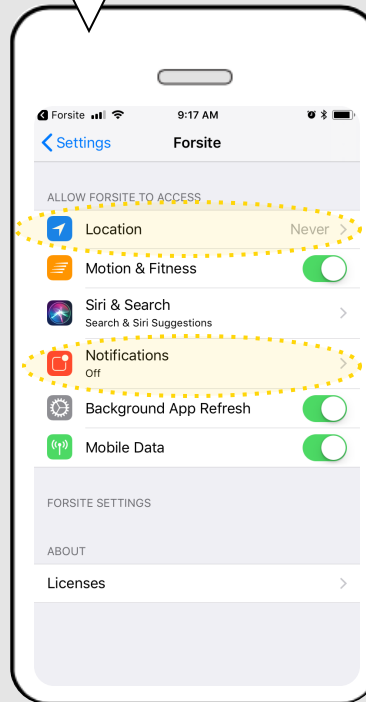
2

- Red icons?
- Depending on your phone, select the red highlighted icon or select Go to settings



3

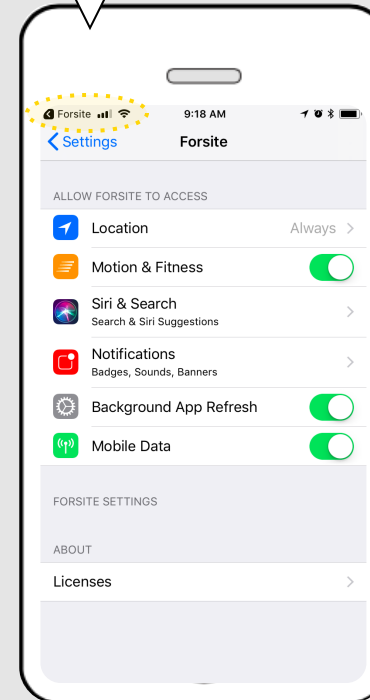
- Select and change the setting as required



Do I need to be on site to check my settings?
No. You can check your app settings anytime, anywhere.

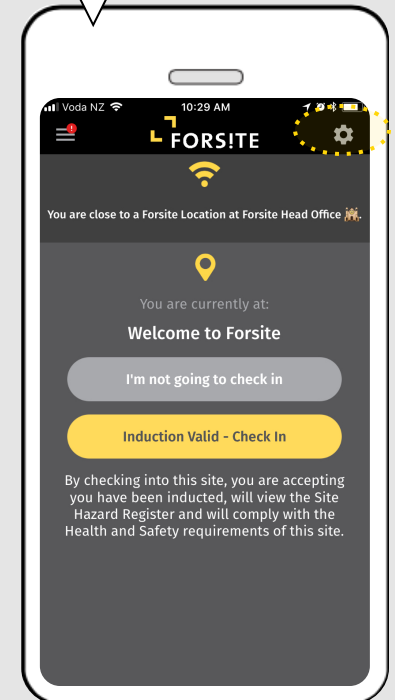
4

- Almost there!*
- Go back to the app by pushing < Forsite in the upper left corner



5

You've successfully changed your settings.
You are good to go.



What settings do I allow and why?

- Bluetooth** - For our sensor to remind you to check in when you arrive
- Location Services** - Let the FM know you're still in the building and get checked out automatically as you leave site
- Mobile Data** - For you to receive & submit information, such as inductions, new site hazards and evacuation alert messages

Let us know if we can help. Any Questions or Feedback? Get in touch, we'd love to help you in any circumstance.



Contact us on live chat @ <https://portal.forsitenz.com>



Email customersupport@forsitenz.com