

Z1100



SPECS

POWER

Maximum Power	100 kW {136 PS} / 9,000 rpm
Maximum Torque	113 Nm {11.5 kgfm} / 7,600 rpm
Engine	4-stroke In-Line Four
Displacement	1,099 cc
Bore x Stroke	77.0 x 59.0 mm
Compression Ratio	11.8:1
Valve System	DOHC, 16-valve
Fuel System	Fuel injection: ø38 mm x 4
Ignition	Digital
Starting	Electric
Cooling	Liquid-cooled
Lubrication	Forced lubrication, wet sump
Transmission	6-speed, return
Primary Reduction Ratio	1.528 (81/53)
Gear Ratio: 1st	2.600 (39/15)
Gear Ratio: 2nd	1.950 (39/20)
Gear Ratio: 3rd	1.600 (24/15)
Gear Ratio: 4th	1.389 (25/18)
Gear Ratio: 5th	1.217 (28/23)
Gear Ratio: 6th	1.069 (31/29)
Final Reduction Ratio	2.800 (42/15)
Clutch	Wet multi-disc, manual
Final Drive	Chain

PERFORMANCE


Frame	Twin-tube, aluminium
Front Suspension	ø41 mm inverted fork with compression and rebound damping and spring preload adjustability
Rear Suspension	Horizontal Back-link, gas-charged rear shock with rebound damping adjustability and spring preload adjustability
Front Wheel Travel	120 mm
Rear Wheel Travel	136 mm
Rake	24.5°
Trail	101 mm
Steering Angle (L/R)	29° / 29°
Front Tyre	120/70ZR17M/C (58W)


Rear Tyre	190/50ZR17M/C (73W)
Front Brake/s	Dual semi-floating ø310 mm discs with radial-mount, monobloc, opposed 4-piston calipers
Rear Brake	ø260 mm disc
Rear Caliper	Single-piston


DETAILS


Dimensions (LxWxH)	2,055 x 825 x 1,085 mm
Wheelbase	1,440 mm
Road Clearance	125 mm
Seat Height	815 mm
Curb Weight*	221 kg
Estimated Dry Weight**	201 kg
Fuel Capacity	17 litres
Model Code	ZR1100GTFNN


TECHNOLOGY


- 


ABS (Anti-lock Brake System)
- 


Assist & Slipper Clutch
- 


Economical Riding Indicator
- 


Electronic Cruise Control
- 


Electronic Throttle Valves
- 


Horizontal Back-link Rear Suspension
- 

IMU-Enhanced Chassis Orientation Awareness
- 

KCMF (Kawasaki Cornering Management Function)
- 

KIBS (Kawasaki Intelligent anti-lock Brake System)
- 

KQS (Kawasaki Quick Shifter)
- 

KTRC (Kawasaki Traction Control)
- 

Power Modes



Smartphone Connectivity