

FA LF 280 18t

4X2 RIGID

AT A GLANCE

GVM: 18000 kg*
GCM: 22500 kg*
Max Output: Up to 280 hp (210 kW) at 2100 – 2500 rpm
Max Torque: Up to 750 lb/ft (1020 Nm) at 1200 – 1800 rpm

* Maximum GVM and GCM figures shown may exceed certain Australian state regulations.



LF

DRIVEN BY QUALITY

TRUCKS | PARTS | FINANCE

WWW.DAF.COM.AU

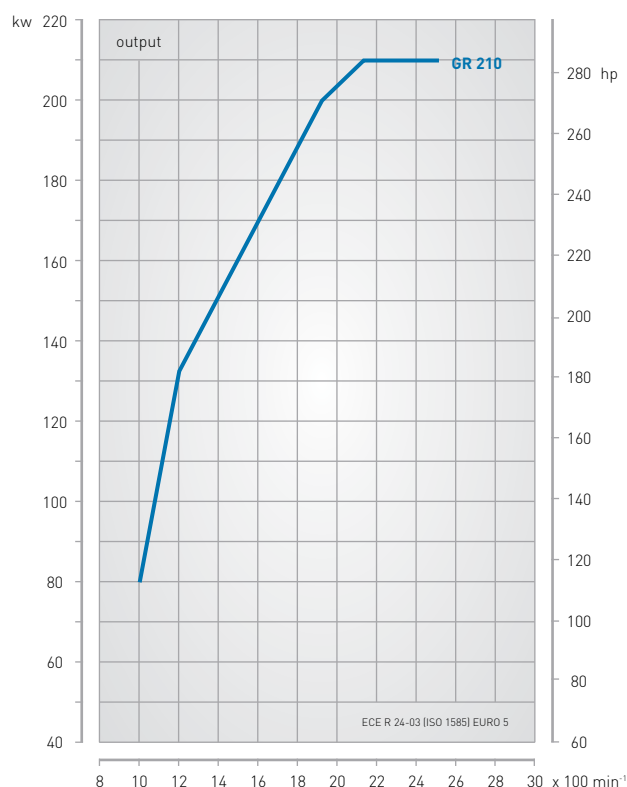
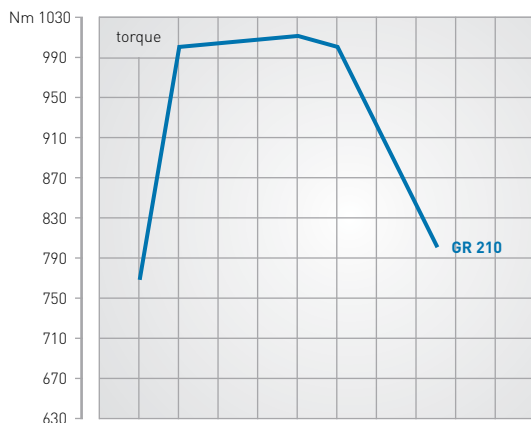
DAF
A PACCAR COMPANY

FA LF 280 18t

4X2 RIGID

PACCAR GR ENGINE

PACCAR:	6 cylinder, turbo intercooled
Piston displacement:	6.7 litres
Fuel injection:	Electronically controlled common rail
Type:	GR 210
Max. output:	280 hp (210 kW) at 2100 – 2500 rpm
Max. torque:	750 lb/ft (1020 Nm) at 1200 – 1800 rpm



CHASSIS

Completely flat-topped ladder type chassis frame; Riveted and bolted construction of channel-section main frame members and cross members; 1 x 430 litre aluminum fuel tank; Fuel tank height – 620 mm; 1 x 70 litre AdBlue tank; Horizontal line type exhaust silencer inside the chassis frame; Spare wheel carrier with spare wheel; Dimensions main frame members: 270 x 75 x 8 mm; Spray suppression; Front Under-run Protection System (FUPS).

Options:

- 340 litre aluminium fuel tank

GEARBOX

- 6AS1000: 6-speed automated manual, ZF AS-Tronic transmission

GR 210

6AS1000 - 6.75/0.78

X

CLUTCH

Single type, pushed operation, asbestos free, dry plate, hydraulically operated and pneumatically assisted, electronically operated on AS-Tronic.

Diameter: 395 mm

FRONT AXLE

Type: 152N

Max. design load: 7500 kg

I-section axle. Stub axles with needle bearings.

REAR AXLE

Type: SR 1132

Max. design load: 11500 kg

Single reduction driven axle.

Ratios: 4.56, 5.13*, 5.63

*STD option

Option:

- SR 1344

FRONT SUSPENSION

Parabolic type leaf springs with swinging shackles at rear. Maintenance free construction including shock absorbers and stabiliser.

Spring dimensions: 2x1900x90x30 mm (7500 kg)

REAR SUSPENSION

DAF 4 bag ECAS (Electronically Controlled Air Suspension) on drive axle; Shock absorbers and stabiliser bar.

Max. design load: 11500 kg (SR1132)

Option:

- DAF 4 bag ECAS (Electronically Controlled Air Suspension)

Max. design load: 13000 kg (SR1344)

WHEELS AND TYRES

22.5" (10 stud 335 PCD) Silver grey steel disc wheels with 295 / 80 R22.5 tubeless radial tyres at front and dual 295 / 80 R22.5 tyres at rear; Spare wheel with spare wheel carrier.

STEERING

Type: Steering column rake and height adjustment with pneumatically controlled lock.

Option:

- Steering column rake adjustment with mechanical lock

COLOURS

Cab colour: M8870 Ice White

Chassis colour: Black

Mirror cover: Black

Bumper colour: Grey

Option:

- Various non-standard and metallic cab and chassis colours available. Ask your local dealer for a colour guide

BRAKE SYSTEM

Dual-circuit air operated disc brakes at front and rear. Asbestos free brake pads. Function integration in the Electronic Brake System (EBS).

Disc Brake dimensions: 430 x 45 mm

Emergency/parking brake with spring brake actuators on rear axles; Pneumatic operated exhaust brake (165 kW at 3200 rpm); ABS.

Option:

- ASR (Anti-Slip Control)

ELECTRICAL EQUIPMENT

Voltage: 24 V

Alternator: 80 A

Batteries: 2 x 125 Ah

Starter motor: 24 V

Rear light units: Incorporating direction indicator light, stop light, reversing light, side marker light and reflector; Reverse warning alarm

Battery isolation: Main switch with manual control located near the battery box

POWER TAKE OFF (PTO)

No gearbox PTO control, no gearbox PTO.

Option:

- Analogue gearbox PTO control, no first gearbox PTO

CAB EXTERIOR

Sleeper Cab with 4 point maintenance free suspension, hydraulic tilting gear; Tilting angle 55°; Heated main and wide angle mirrors for body width up to 2.50 m; Electric adjustable main mirrors and wide angle mirrors; Fixed, illuminated cab steps; Steel front bumper with foot hold; Air intake on cab roof; Halogen head lights with leveling device; Central door lock system with exterior light check function. Includes 2 remote control units and 2 transponder keys; Roof spoiler and Side collars prepared for retrofit.

Options:

- Fog and cornering lights in bumper	- Roof spoiler 900 mm
- Roof hatch	- Side collars

CAB INTERIOR

Lining of the cab roof and cab side and rear walls consists of pre-shaped sound absorbing and thermal insulating material; 12.7cm full colour LCD display in the instrument panel and AdBlue indicator; Adjustable luxury air suspended driver seat with arm rest and fixed co-driver seat with head restraint; Various storage facilities including, containers behind seat and overhead compartments; Soft grip steering wheel with integrated control switches; Electric window openers (driver and passenger); Cruise control; Personal road speed limiter; Integrated 3-point seat belt; Air conditioning; Radio/USB/MP3 player with 2 speakers; Combi-antenna for AM/FM, GSM and GPS. GSM ranges 900 MHz, 1800 MHz and GPRS.

Options:

- Passenger luxury air	- Passenger luxury dual mate
- TruckPhone*	- Storage box on the engine tunnel

* Subject to phone compatibility.

LEGAL COMPLIANCE

- Exhaust Emission Euro 5 ADR 80-03	- ECE R29 Cab Certification
- ADR 83 Noise Certification	- Front Under-run Protection Certification

APPLICATION CONDITIONS

Standard tool kit; Unheated Moisture separator with pre-filter.

Option:

- Radiator flyscreen

MAX. SPEED

All vehicles are speed limited to 100 km/h.

FA LF 280 18t

4X2 RIGID

Safety & Technology

SCR - Selective Catalytic Reduction

DAF uses SCR technology – Selective Catalytic Reduction. This SCR technology offers an effective solution to comply with European Euro 5 emission requirements. SCR technology is simple, reliable and efficient.

SCR is an after-treatment system applied to all current PACCAR Euro 5 engines, and is used in conjunction with an advanced high-pressure fuel injection system.

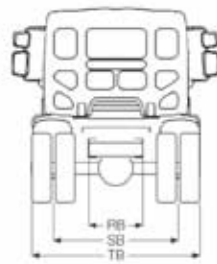
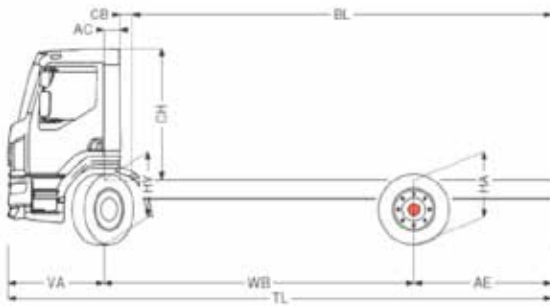
VISION

- Front (Option) and side view mirrors

DRIVER SUPPORT SYSTEMS

- Electronic Brake System (EBS)
- Anti-Slip Control (ASR) - Option
- Driver Performance Assistant (DPA)
- Front Under-run Protection System

Technical



1. Chassis and Cab Weight calculated with: Standard specification items and empty fuel tank. With Sleeper Cab; + 155 kg at front.
2. CB is based on standard air intake and/or exhaust.
3. Cab height is measured from frame member to closed cabin roof hatch.
4. Calculate customer specific body lengths with TOPEC.
5. Unladen height at centre of driven axle(s).
6. Laden height at centre of driven axle(s).
7. TK = turning circle between kerbs (For comparison purposes only).
8. TW = turning circle between walls (For comparison purposes only).
9. Unladen height at centre of front axle(s).
10. Laden height at centre of front axle(s).

	Wheelbase - AE		Unladen weight ¹⁾			Variable dimensions									
	WB	AE	Front	Rear	Total	AC	CB ²⁾	CH ³⁾	BL ⁴⁾	BL ⁴⁾	TL	HA ⁵⁾	HA ⁶⁾	TK ⁷⁾	TW ⁸⁾
SLEEPER	6.25	2.88	3551	2026	5577	0.63	0.18	1.88	5.60	9.10	10.50	1.09	0.96	19.70	21.06

Other dimensions	VA: 1.38	HV ⁹⁾ : 1.01	HV ¹⁰⁾ : 0.91	RB: 0.79	SB: 1.82	TB: 2.45
------------------	----------	-------------------------	--------------------------	----------	----------	----------

* Other wheelbase options available. Please see your DAF dealer for more information.

WARRANTY

3 year / 200,000 kms, whichever occurs first.

Conditions apply. For full warranty details, please contact your local DAF dealer.

The information contained in this Spec sheet is for general information purposes only. Please note that the specifications listed above are formulated for a "Base Model" DAF truck. Depending on the vehicle configuration a specific option may not be possible. All weights and measurements stated relate to the basic specification and may vary should different specifications be chosen. In the interest of product improvements, DAF Trucks Australia reserves the right to change these specifications without prior notice. For further information please contact DAF Trucks Australia or your nearest dealership.

ENGINE WARRANTY

The warranty of the Cummins ISBe Engine in LF series vehicles is covered solely by Cummins South Pacific as per the standard Cummins warranty guidelines for ISBe series engines.

For further information or your nearest DAF dealer, visit our website www.daf.com.au

DAF Trucks Australia
PO BOX 60
Bayswater 3153
Phone: (03) 9721 1600

LF

DRIVEN BY QUALITY

TRUCKS | PARTS | FINANCE

WWW.DAF.COM.AU

DAF
A PACCAR COMPANY

FALF28018T-0515